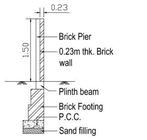


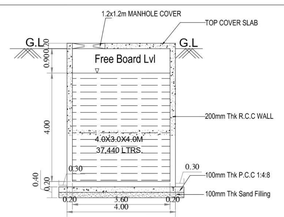

FOUNDATION DETAIL SECTION

NOT TO SCALE



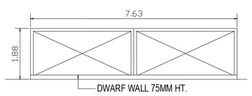

COMPOUND WALL DETAIL

NOT TO SCALE



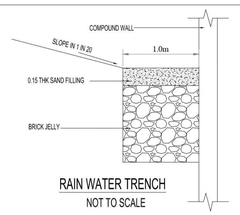

SECTION ON A-A

SCALE 1:100



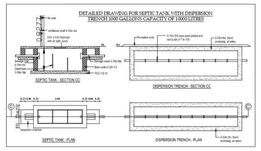

MAIN GATE ELEVATION

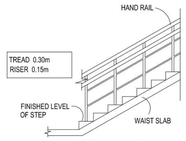
NOT TO SCALE




RAIN WATER TRENCH

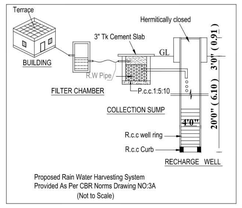
NOT TO SCALE

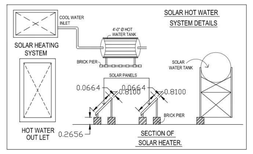


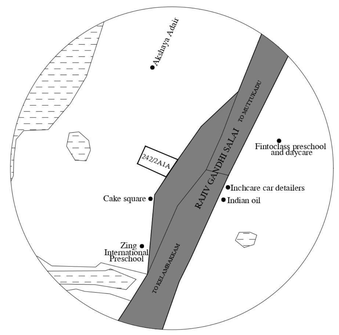




STAIRCASE DETAIL

NOT TO SCALE

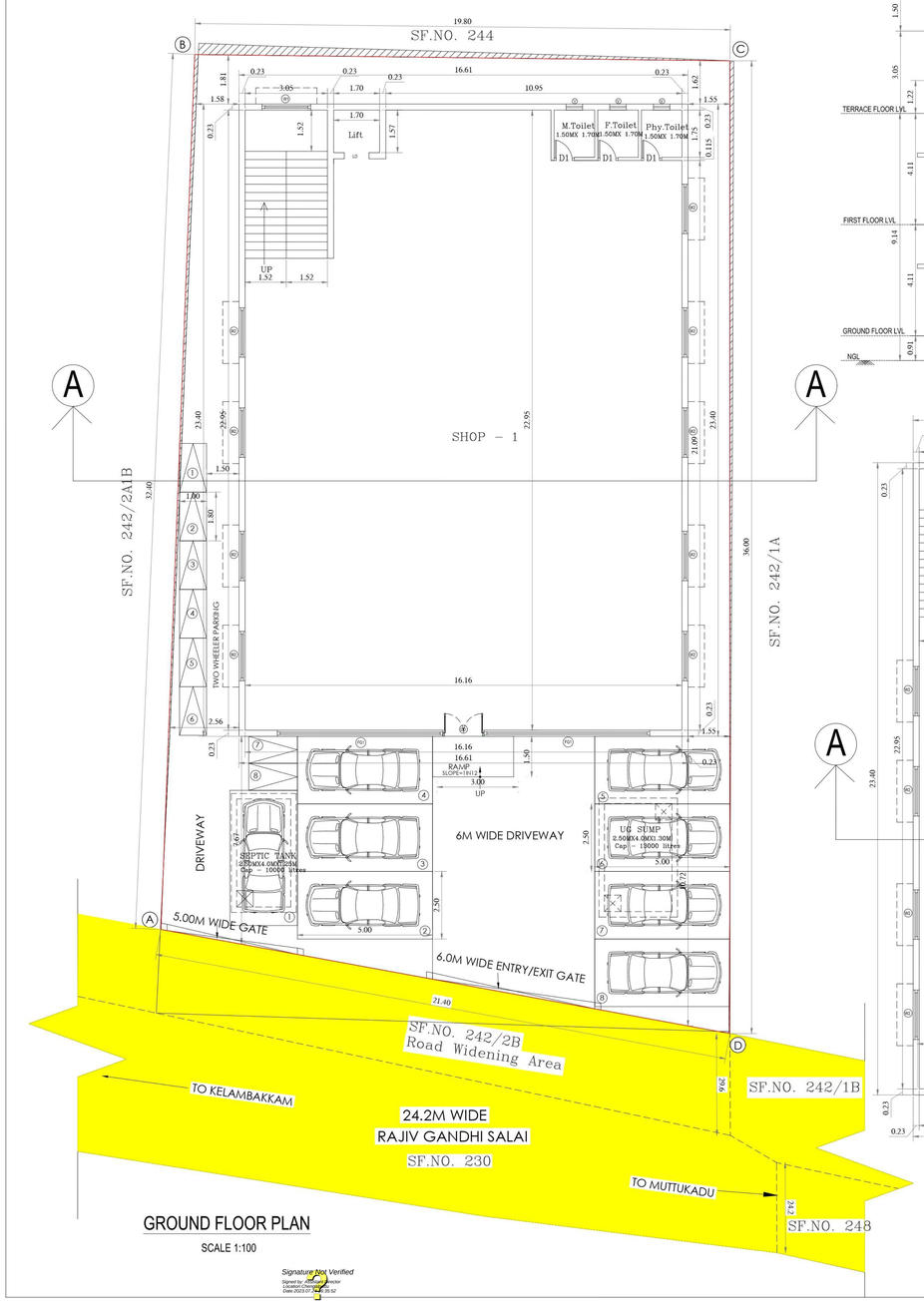


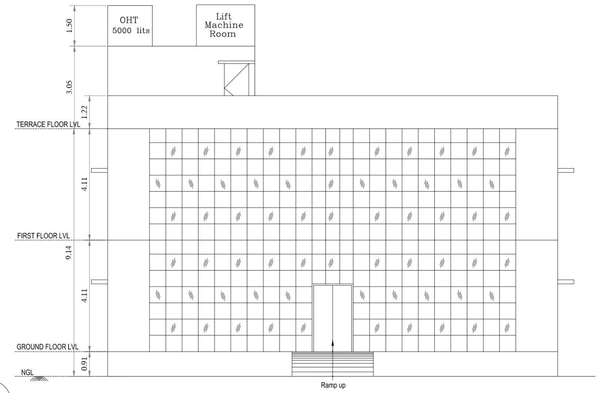

KEYPLAN

NOT TO SCALE



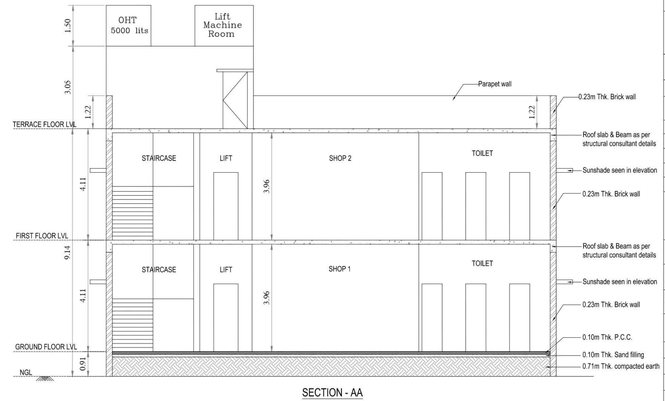

GROUND FLOOR PLAN

SCALE 1:100



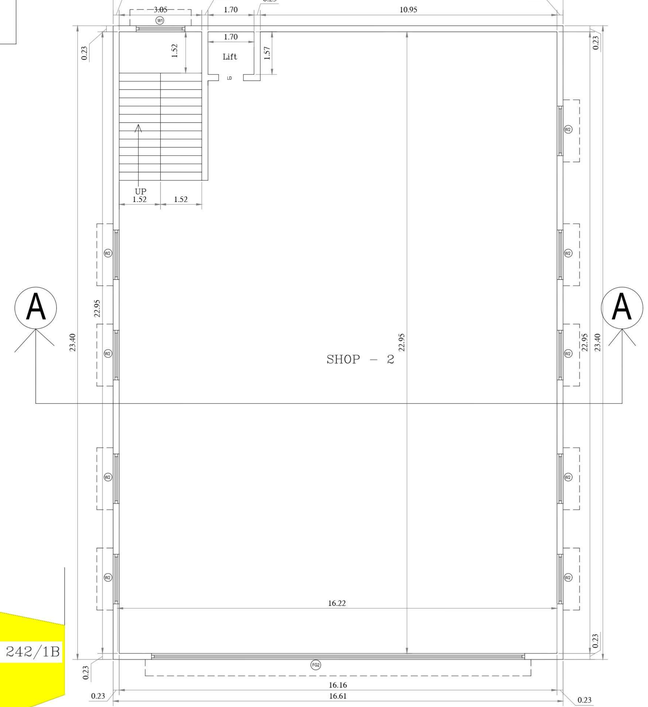

ELEVATION

SCALE 1:100



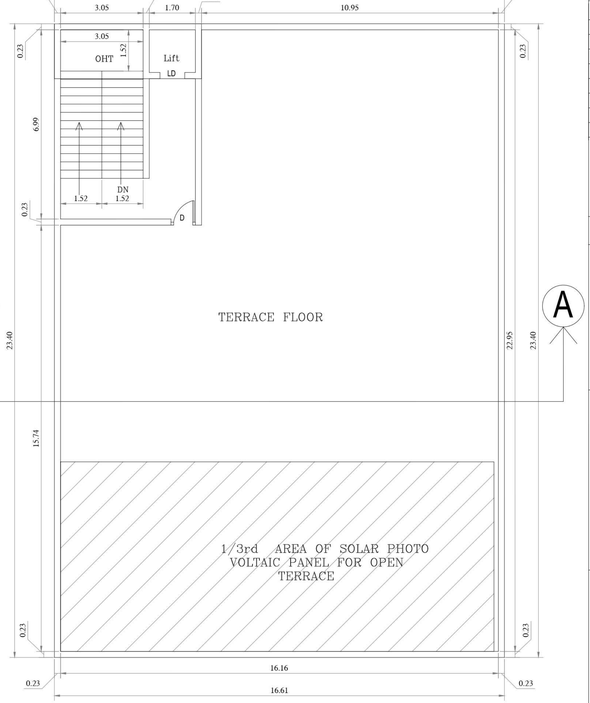

SECTION - AA

SCALE 1:100




FIRST FLOOR PLAN

SCALE 1:100




TERRACE FLOOR PLAN

SCALE 1:100

Signature Not Verified
Signed by: Assistant Director
Location: Chengalpattu
Date: 2023.07.24 14:35:52

# PLAN SHOWING THE PROPOSED CONSTRUCTION OF REVISED COMMERCIAL SHOP BUILDING AT SURVEY NO: 242/2A1A, AT KAZHIPATHUR VILLAGE, THIRUPORUR TALUK, CHENGALPATTU DISTRICT

W
S North
E

## ALREADY APPROVED DETAILS

Online Application:SWP/BPA/009292/2023
Scrutiny Reference:ZA5B1PZ4
PLANNING PERMISSION NO. BP/MNLPA (CD-5) NO: 34/2023

## ALREADY APPROVED AREA STATEMENT

| PARTICULARS | FSI Area | Non FSI Area | Total Built Up Area |
|---|---|---|---|
| STILT FLOOR AREA | --- | 356.75 | 356.75 |
| FIRST FLOOR AREA | 356.75 | --- | 356.75 |
| SECOND FLOOR AREA | 356.75 | --- | 356.75 |
| THIRD FLOOR AREA | 356.75 | --- | 356.75 |
| HEADROOM AREA | --- | 40.59 | 40.59 |
| LIFT AREA | --- | 2.68 | 2.68 |
| TOTAL | 1070.25 | 400.02 | 1470.27 |

FSI : 1070.25 / 710.00 = 1.507

## PROPOSED AREA STATEMENT

PLOT EXTENT AS PER PATTA 710.00 SQ.M

AREA STATEMENT

| PARTICULARS | FSI Area | Non FSI Area | Total Built Up Area |
|---|---|---|---|
| GROUND FLOOR AREA | 388.71 | --- | 388.71 |
| FIRST FLOOR AREA | 388.71 | --- | 388.71 |
| HEADROOM AREA | --- | 40.39 | 40.39 |
| TOTAL | 777.42 | 40.39 | 817.81 |

FSI : 777.42 / 710.00 = 1.095

## PARKING DETAILS (IN SQ.M.)

| DESCRIPTION | FSI AREA | 75% AREA OF FSI AREA | 1 CAR & TWO WHEELER PARKING EVERY 75SQ.M. | REQUIRED | PROVIDED |
|---|---|---|---|---|---|
| GROUND & FIRST FLOOR AREA | 777.42 | 583.07 | = 583.07 / 75 = 7.77 NOS | 08 | 08 |

## TOTAL NUMBER OF WORKERS COUNT - 20

| S.NO | DESCRIPTION | REQUIRED | PROVIDED |
|---|---|---|---|
| 1. | Male Water Closet One for every 25 persons - 1 | 01 | 01 |
| 2. | Female Water Closet One for every 15 persons - 1 | 01 | 01 |

## MECHANICAL VENTILATION AND FIRE PROTECTION SYSTEM PROVIDED FOR ENTIRE BUILDING

## SCHEDULE OF JOINERIES

| S.NO | SYMBOL | DESCRIPTION | SIZE IN METRE |
|---|---|---|---|
| 1. | DD | DOUBLE DOOR | 1.52 x 2.71 |
| 2. | LD | LIFT DOOR | 0.91 x 2.71 |
| 3. | D | DOOR | 0.91 x 2.71 |
| 4. | W1 | WINDOW 1 | 1.83 x 1.20 |
| 5. | W2 | WINDOW 2 | 1.83 x 1.52 |
| 6. | FG1 | FIXED GLASS | 6.13 x4.11 |
| 7. | FG2 | FIXED GLASS | 13.52 x4.11 |
| 8. | V | VENTILATOR | 0.61 x 0.61 |

## COLOUR LEGEND :-

PROPOSED BUILDING

EXISTING ROAD

NOTE :- ALL DIMENSIONS AREA IN METER

APPLICANT SIGNATURE:-

ARCHITECT SIGNATURE:-

DHINESH .T
Architect CA/2009 /43967
No. 10/1, Second Street,
Kasthuribai Nagar, Avadi,
Chennai - 600054.

STRUCTURAL ENGINEER SIGNATURE:-

C. KANNAN, B.E., M.E., (Structure)
Structural Engineer,
DTCP Reg. No. CHLRONSEG/1/19/05/002
Door No: 21, 4th Main Road,
Indira Nagar, Chennai - 600 020.

FOR OFFICE USE ONLY

TAMILNADU STATE WIDE SINGLE WINDOW PORTAL
Online Application:SWP/BPA/011202/2023
Scrutiny Reference:GRJX51MR
PLANNING PERMISSION NO. BP/MLPA (CD-5) NO: 48/2023