POWER HOUSE

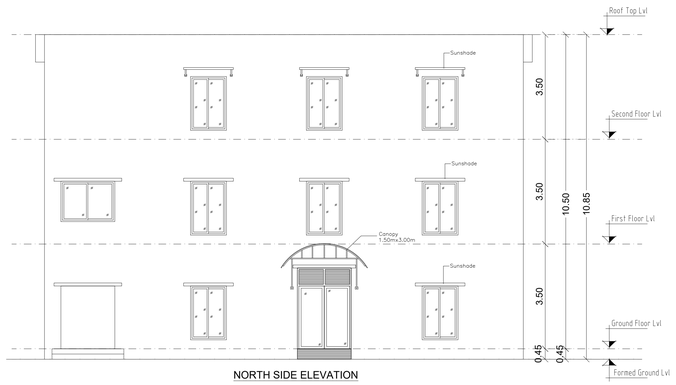

NORTH SIDE ELEVATION

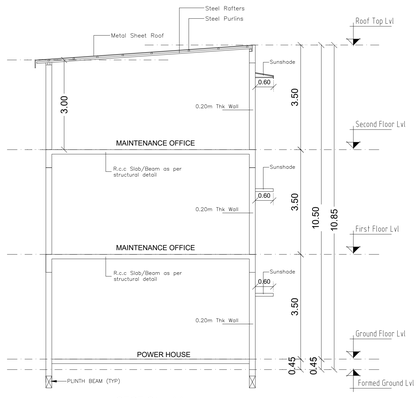

SECTION - AA'

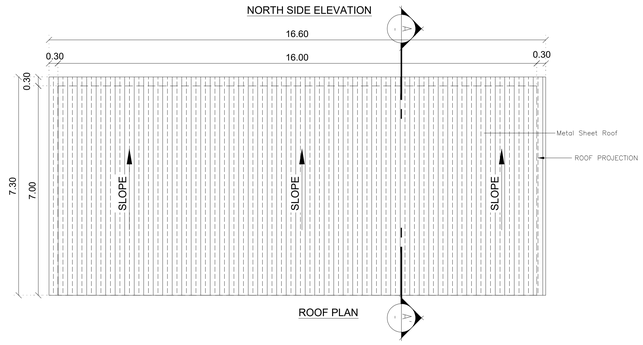

ROOF PLAN

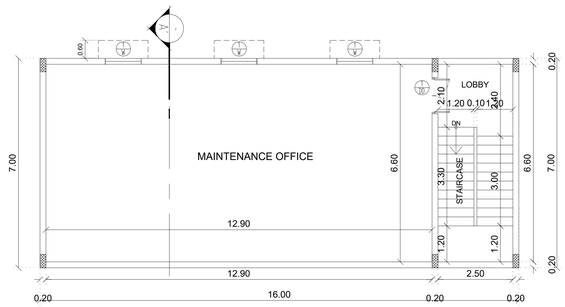

SECOND FLOOR PLAN

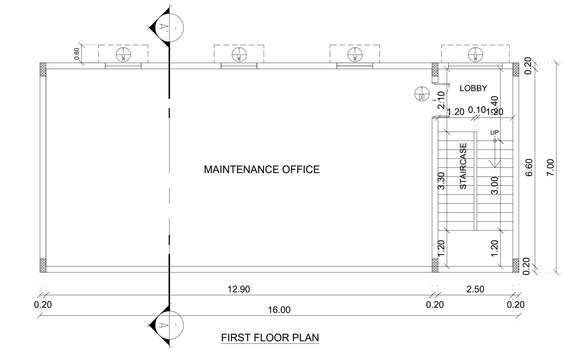

FIRST FLOOR PLAN

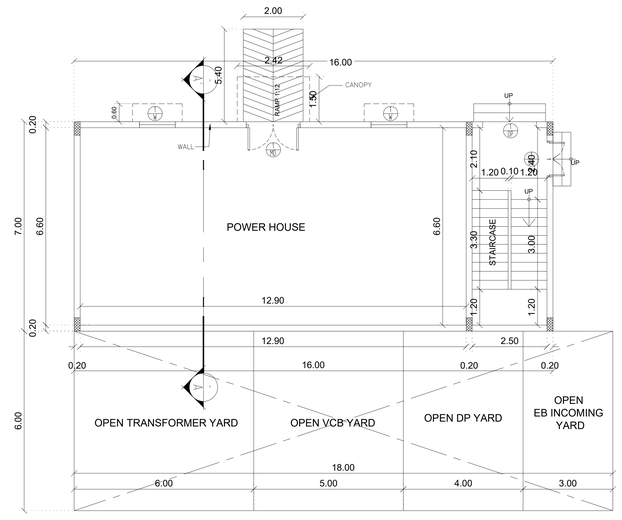

GROUND FLOOR PLAN

COMPRESSOR, ELECTRICAL, PUMP ROOMS AND CHILLER YARD

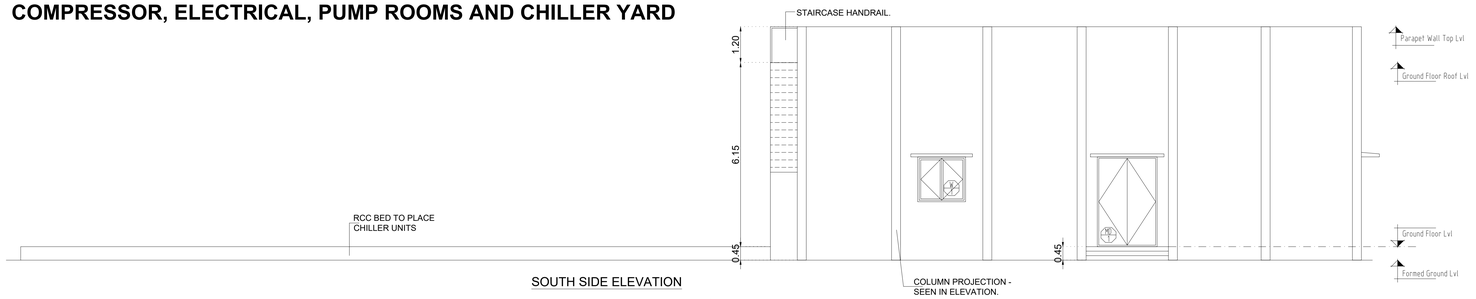

SOUTH SIDE ELEVATION

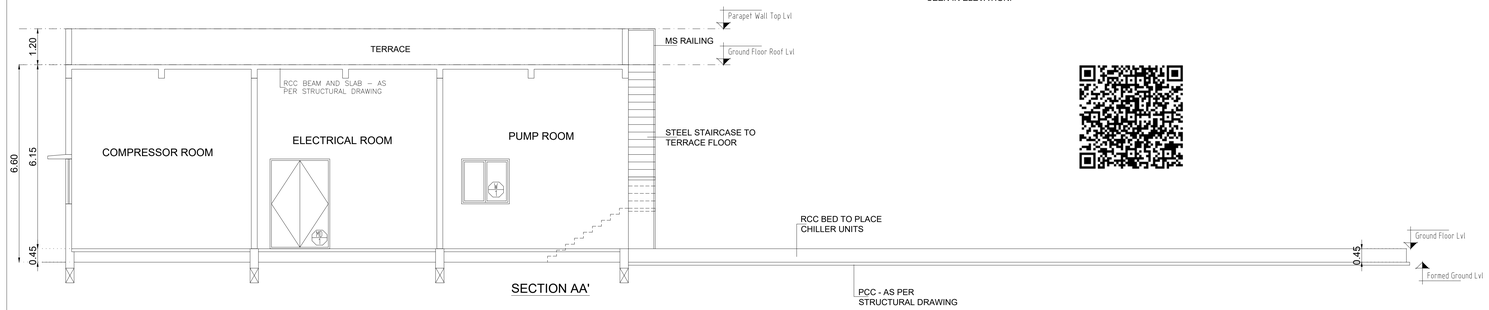

SECTION AA'

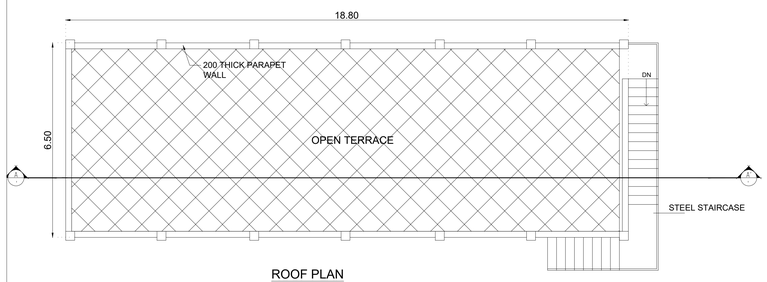

ROOF PLAN

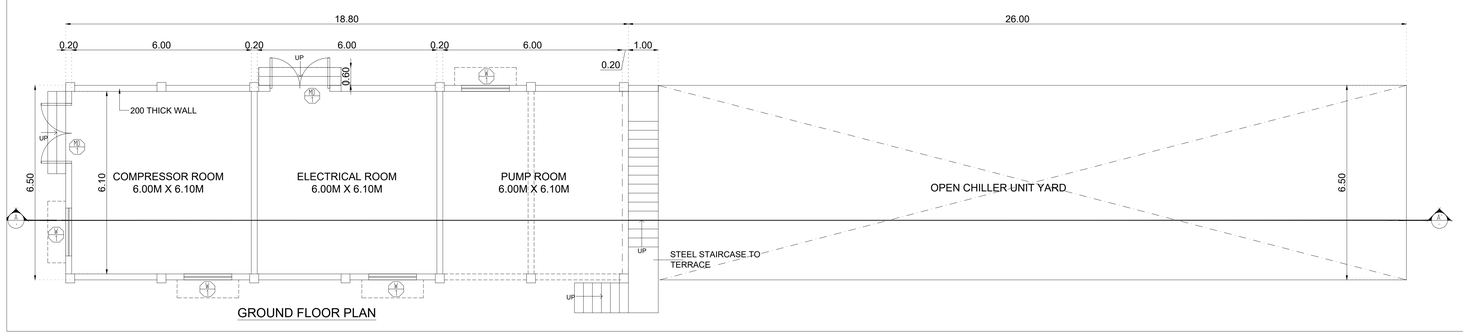

GROUND FLOOR PLAN

M/S. DATA PATTERNS (INDIA) LIMITED,

POWER HOUSE , COMPRESSOR, ELECTRICAL, PUMP ROOMS AND CHILLER YARD

FLOOR PLANS, SECTION & ELEVATION

PLAN SHOWING THE EXISTING & PROPOSED EXPANSION OF MANUFACTURING BUILDING AT PLOT NO : H 9, IN SURVEY NOS: 240 PART, FOURTH MAIN ROAD, SIPCOT IT PARK, SIRUSERI VILLAGE & PANCHAYAT, VANDALUR TALUK, CHENGALPATTU DISTRICT.

MANUFACTURE OF ELECTRONIC SYSTEMS AND SUB SYSTEMS

INDUSTRY CATEGORY : GREEN

NOTE : ALL DIMENSIONS AREA IN METER

SPECIFICATION :

FOUNDATION	:	RCC 1:11/2:3 M25 Concrete Column footing Laid Over sand filling and PCC 1:4:8.
RCC WORK	:	All Column, Beams, Roof Slab, Lintel,& Sunshade are in CC 1:11/2:3(M-25)
BRICKWORK	:	B.W in Basement & Superstructure are in CM 1:5.
JOINERY	:	Joineries are made with Steel (or) first class teak wood.
WEATHERING COURSE	:	9" x 9" Pressed Tiles laid over the Brick Jelly with Lime mortor and sloped with water proofing compound.
PLASTERING	:	Ceiling plastering with CM 1:3Inside & Outside walls are plastering with CM 1:4.
PAINTING	:	White washing with two coats over the one coat of primer for Ceiling.Colour washing with two coats over one coat of primer for all Walls.

SCHEDULE OF JOINERY

TYPE	SIZE	DESCRIPTION
DD/1	2000x2400	MAIN DOOR

COLOUR INDEX :		REFERENCE :	
EXISTING		SCALE : 1:100	N
PROPOSED		DATE :	
BOUNDARY		DRAWN :	
ROAD			

APPLICANT

For INDUS TEQSITE PRIVATE LIMITED

Director

STRUCTURAL ENGINEER

Dr. ALEX JACOB
B.E., M.Tech (Str), Ph.D (Hon),
M.I.E (Aust), M.I.E., (Ind)
STRUCTURAL ENGINEER
41/A, BEACH ROAD,
KALAKSHETRA COLONY,
CHENNAI - 600 090.
Reg.No.CGLRGN/SE/Gr-I/2019/09/041

ARCHITECTS:

RAJEET MHETRAS, B.ARCH.,
ARCHITECT LICENSED SURVEYOR
Class I No. R.A. 82
No. 4, 1st Floor, 3rd Avenue,
Harrington Road, Chetpet, Chennai-600 031.

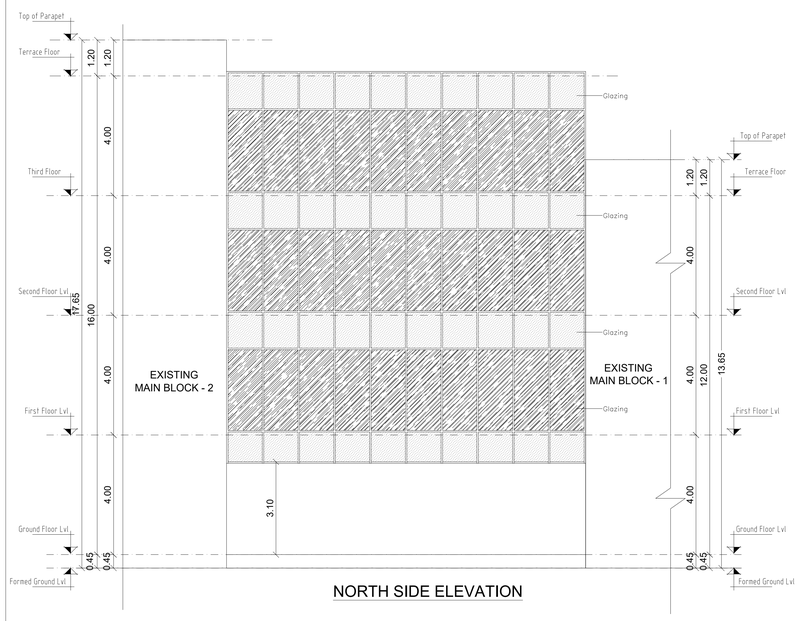

NORTH SIDE ELEVATION

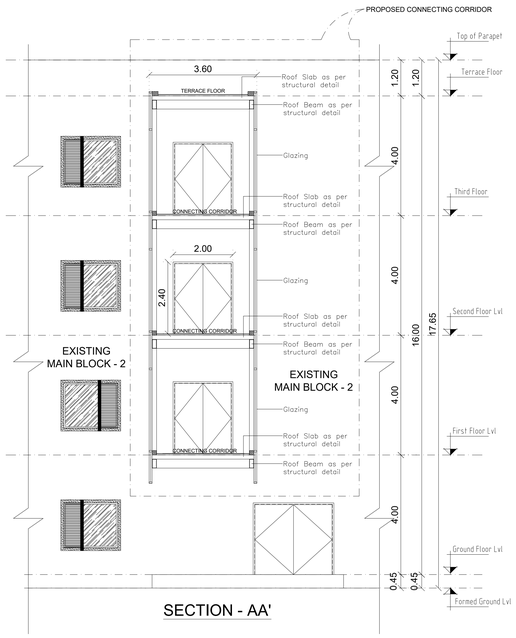

SECTION - AA'

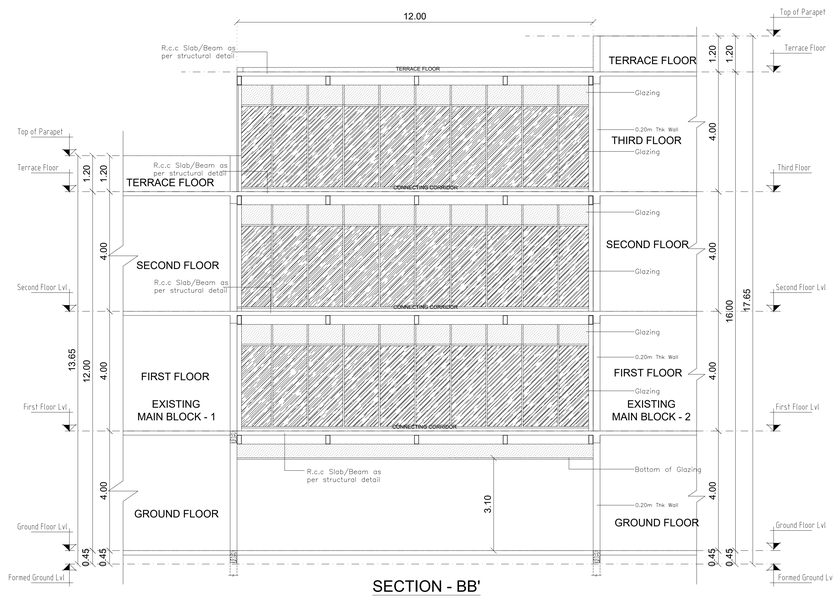

SECTION - BB'

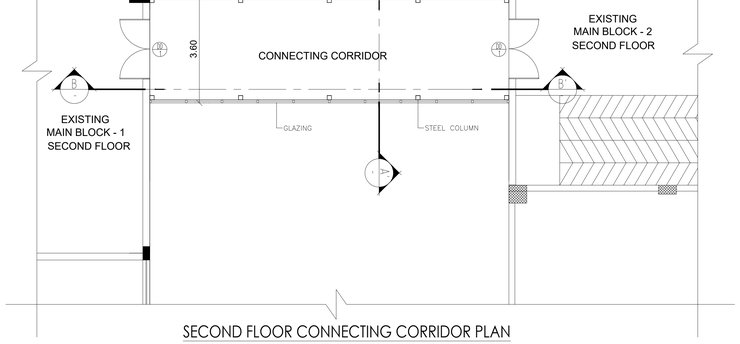

SECOND FLOOR CONNECTING CORRIDOR PLAN

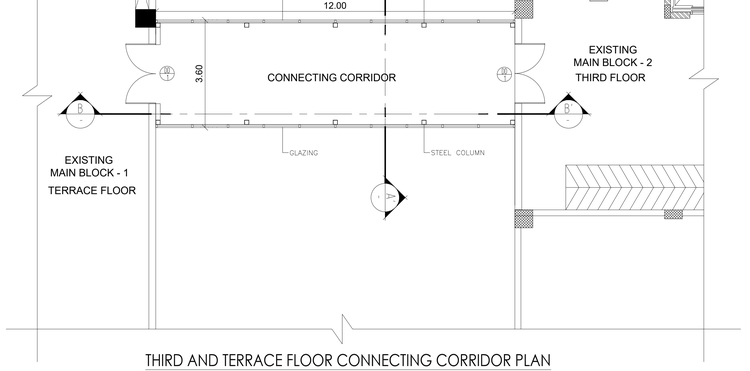

THIRD AND TERRACE FLOOR CONNECTING CORRIDOR PLAN

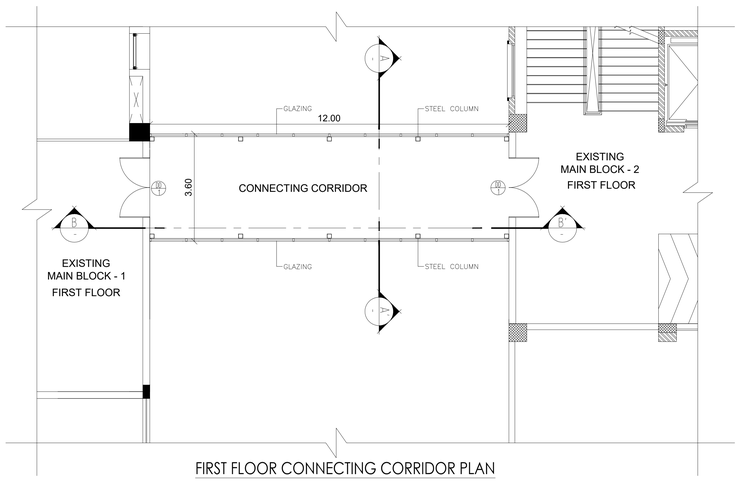

FIRST FLOOR CONNECTING CORRIDOR PLAN

M/S. DATA PATTERNS (INDIA) LIMITED,

CONNECTING CORRIDOR

FIRST,SECOND,THIRD AND
TERRACE FLOOR PLAN
NORTH SIDE ELEVATION , SECTION-AA' , SECTION - BB'

PLAN SHOWING THE PROPOSED EXPANSION OF MANUFACTURING BUILDING AT PLOT NO : H 9, IN SURVEY NOS: 240 PART, FOURTH MAIN ROAD, SIPCOT IT PARK, SIRUSERI VILLAGE & PANCHAYAT, VANDALUR TALUK, CHENGALPATTU DISTRICT.

MANUFACTURE OF ELECTRONIC SYSTEMS AND SUB SYSTEMS

INDUSTRY CATEGORY : GREEN

NOTE : ALL DIMENSIONS AREA IN METER

SPECIFICATION :

FOUNDATION	:	RCC 1:11/2:3 M25 Concrete Column footing Laid Over sand filling and PCC 1:4:8.
RCC WORK	:	All Column, Beams, Roof Slab, Lintel,& Sunshade are in CC 1:11/2:3(M-25)
BRICKWORK	:	B.W in Basement & Superstructure are in CM 1:5.
JOINERY	:	Joineries are made with Steel (or) first class teak wood.
WEATHERING COURSE	:	9" x 9" Pressed Tiles laid over the Brick Jelly with Lime mortor and sloped with water proofing compound.
PLASTERING	:	Ceiling plastering with CM 1:3Inside & Outside walls are plastering with CM 1:4.
PAINTING	:	White washing with two coats over the one coat of primer for Ceiling.Colour washing with two coats over one coat of primer for all Walls.

SCHEDULE OF JOINERY

TYPE	SIZE	DESCRIPTION
DD/1	2000x2400	MAIN DOOR

COLOUR INDEX :		REFERENCE :	
EXISTING		SCALE : 1:100	N
PROPOSED		DATE :	
BOUNDARY		DRAWN :	
ROAD			

APPLICANT

For INDUS TEQSITE PRIVATE LIMITED

Director

STRUCTURAL ENGINEER

Dr. ALEX JACOB
B.E., M.Tech (Str), Ph.D (Hon),
M.I.E (Aust), M.I.E., (Ind)
STRUCTURAL ENGINEER
41/A, BEACH ROAD,
KALAKSHETRA COLONY,
CHENNAI - 600 090.
Reg.No.CGLRGN/SE/Gr-I/2019/09/041

ARCHITECTS:

RAJEET MHETRAS, B.ARCH.,
ARCHITECT LICENSED SURVEYOR
Class I No. R.A. 82
No. 4, 1st Floor, 3rd Avenue,
Harrington Road, Chetpet, Chennai-600 031.

SEWAGE TREATMENT PLANT

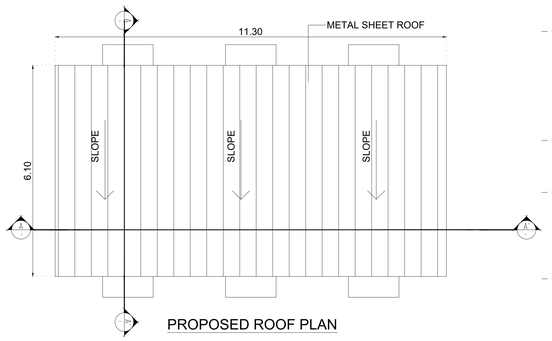

PROPOSED ROOF PLAN

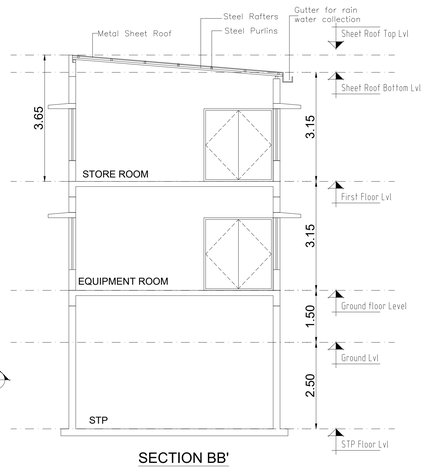

SECTION BB'
(PROPOSED BUILDING)

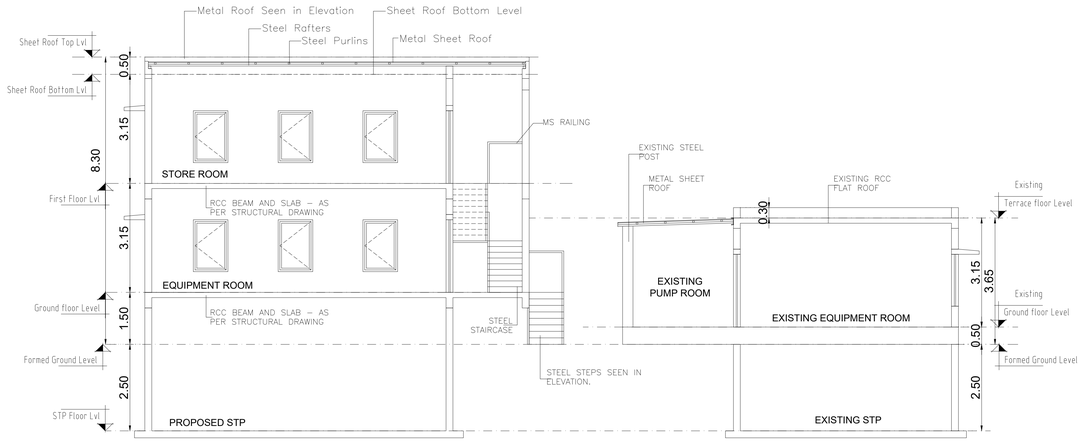

SECTION AA'

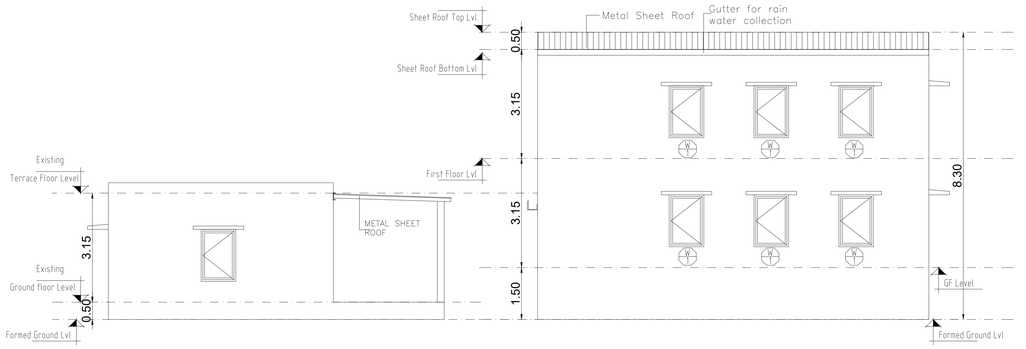

NORTH SIDE ELEVATION

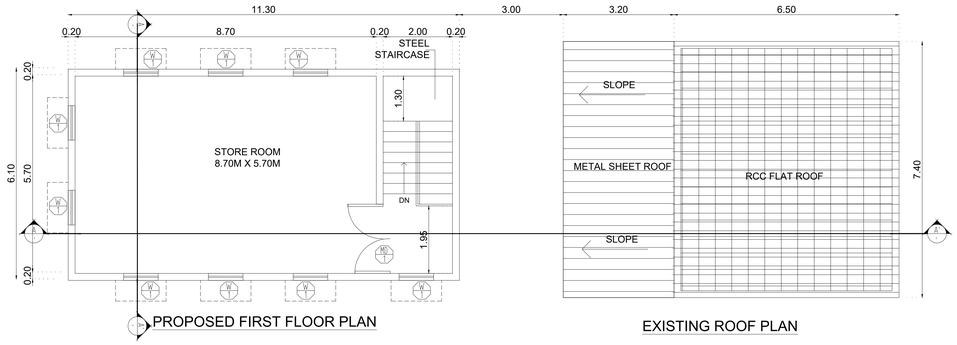

PROPOSED FIRST FLOOR PLAN

EXISTING ROOF PLAN

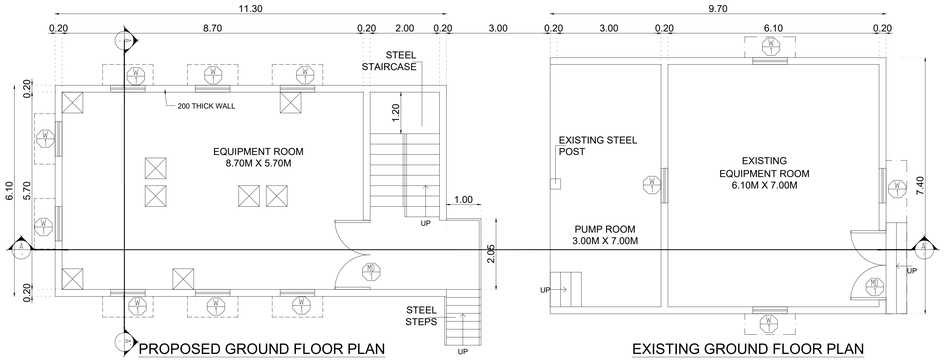

PROPOSED GROUND FLOOR PLAN

EXISTING GROUND FLOOR PLAN

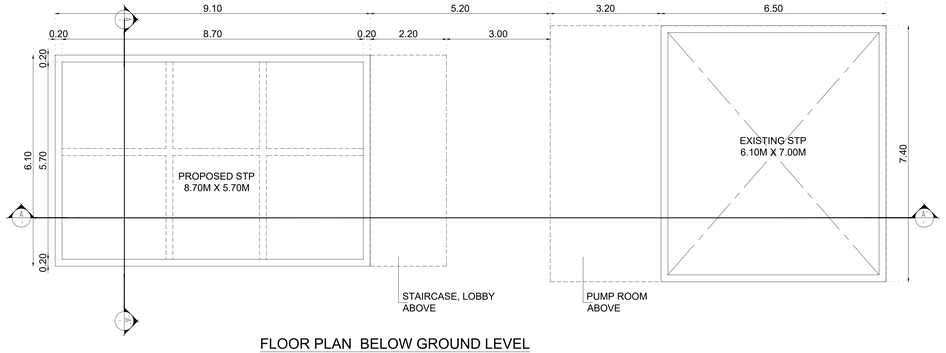

FLOOR PLAN BELOW GROUND LEVEL

NITROGEN TANK OPEN YARD

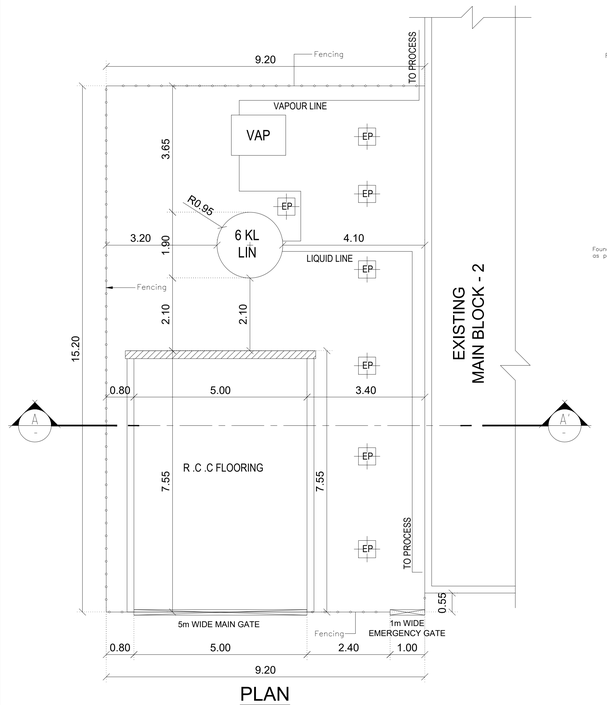

PLAN

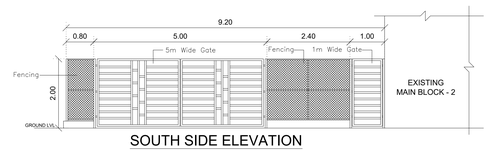

SOUTH SIDE ELEVATION

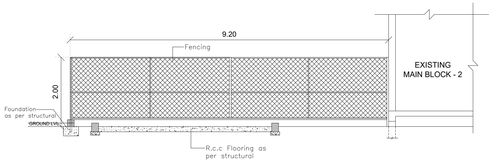

SECTION - AA'

IMPORTANT NOTES:

1. ALL DIMENSIONS ARE IN MM UNLESS OTHERWISE NOTED
2. ALL GATES OF INSTALLATION ARE IN OPEN OUTWARDS & INWARD TYPE
3. DRAINS / PITS/UNDER GROUND WIRES, PIPES IF ANY SHIFTED AWAY FROM THE TANK INSTALLATION AREA
4. FLAMMABLE STRUCTURE/NECKED FLAME IF ANY 7.5M AWAY FROM THE TANK OUTER VESSEL
5. OVERHEAD POWER LINES IF ANY WITHIN 5.0M WHEN MEASURED IN HORIZONTAL PLANE, TO BE SHIFTED AWAY FROM THE INSTALLATION AREA
6. THE HARD STAND WITHSTAND 40 TONS
7. FIRE EXTINGUISHERS PROVIDED 2NOS 9KG DCP
8. FIRE BUCKETS 4NOS PROVIDED WITH PROPER FRAME &STRUCTURE
9. THE INSTALLATION ARE FACILITATED WITH ADEQUATE WATER & LIGHTING
10. THE INSTALLATION AREA MAINTAINED WITHOUT DRY GRASS & LEAVES
11. ANY PERSON HANDLING THE PRODUCT IS ADEQUATELY PERSONAL PROTECTIVE EQUIPMENTS
12. EARTHING OF THE VESSEL AND CONVEYING PIPELINE SHALL BE PROPERLY PROVIDED
13. BASED ON THE SOIL CONDITION THE FOUNDATION HAS BEEN DESIGNED
14. THE INSTALLATION MET ALL THE REQUIREMENTS OF SMPV (UNFIRED) RULES 2016

M/S. DATA PATTERNS (INDIA) LIMITED,

EXISTING & PROPOSED SEWAGE TREATMENT PLANT & NITROGEN TANK OPEN YARD

PLANS, SECTIONS & ELEVATIONS

PLAN SHOWING THE EXISTING & PROPOSED EXPANSION OF MANUFACTURING BUILDING AT PLOT NO : H 9, IN SURVEY NOS: 240 PART, FOURTH MAIN ROAD, SIPCOT IT PARK, SIRUSERI VILLAGE & PANCHAYAT, VANDALUR TALUK, CHENGALPATTU DISTRICT.

MANUFACTURE OF ELECTRONIC SYSTEMS AND SUB SYSTEMS

INDUSTRY CATEGORY : GREEN

NOTE : ALL DIMENSIONS AREA IN METER

SPECIFICATION :

FOUNDATION	:	RCC 1:11/2:3 M25 Concrete Column footing Laid Over sand filling and PCC 1:4:8.
RCC WORK	:	All Column, Beams, Roof Slab, Lintel,& Sunshade are in CC 1:11/2:3(M-25)
BRICKWORK	:	B.W in Basement & Superstructure are in CM 1:5.
JOINERY	:	Joineries are made with Steel (or) first class teak wood.
WEATHERING	:	9" x 9" Pressed Tiles laid over the Brick Jelly with Lime mortor and sloped with water proofing compound.
PLASTERING	:	Ceiling plastering with CM 1:3Inside & Outside walls are plastering with CM 1:4.
PAINTING	:	White washing with two coats over the one coat of primer for Ceiling.Colour washing with two coats over one coat of primer for all Walls.

SCHEDULE OF JOINERY

TYPE	SIZE	DESCRIPTION
MD/1	2.10x2.10	MAIN DOOR
W/1	1.00x1.20	WINDOW

COLOUR INDEX :		REFERENCE :	
EXISTING		SCALE : 1:75	N
PROPOSED		DATE :	
BOUNDARY		DRAWN :	
ROAD			

APPLICANT

For INDUS TEQSITE PRIVATE LIMITED

Director

STRUCTURAL ENGINEER

Dr. ALEX JACOB
B.E., M.Tech (Str), Ph.D (Hon),
M.I.E (Aust), M.I.E., (Ind)
STRUCTURAL ENGINEER
41/A, BEACH ROAD,
KALAKSHETRA COLONY,
CHENNAI - 600 090.
Reg.No.CGLRGN/SE/Gr-I/2019/09/041

ARCHITECTS:

RAJEET MHETRAS, B.ARCH.,
ARCHITECT LICENSED SURVEYOR
Class I No. R.A. 82
No. 4, 1st Floor, 3rd Avenue,
Harrington Road, Chetpet, Chennai-600 031.

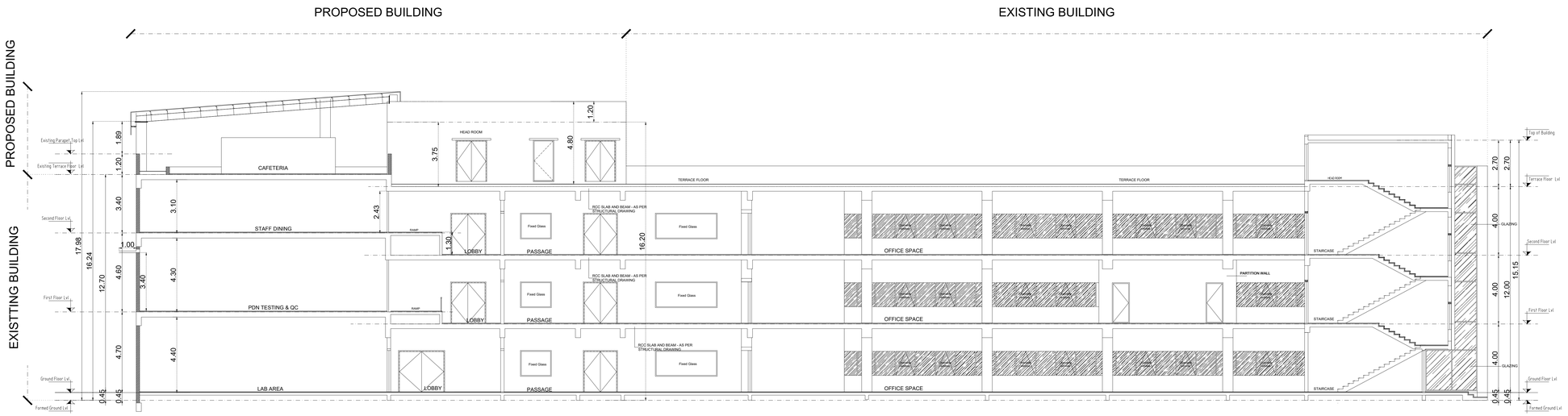

SECTION A'-A'



SOUTH SIDE ELEVATION

M/S. DATA PATTERNS (INDIA) LIMITED,

MAIN BLOCK-2
EXISTING & PROPOSED ELEVATION &SECTION

EXISTING AND PROPOSED EXPANSION OF THE MANUFACTURING BUILDING AT PLOT NO : H 9, IN SURVEY NOS: 240 PART, FOURTH MAIN ROAD, SIPCOT IT PARK, SIRUSERI VILLAGE & PANCHAYAT, VANDALUR TALUK, CHENGALPATTU DISTRICT.

MANUFACTURE OF ELECTRONIC SYSTEMS AND SUB SYSTEMS

INDUSTRY CATEGORY : GREEN

NOTE : ALL DIMENSIONS AREA IN MILLIMETER

SPECIFICATION :

FOUNDATION : RCC 1:11/2:3 M25 Concrete Column footing Laid Over sand filling and PCC 1:4:8.

RCC WORK : All Column, Beams, Roof Slab, Lintel,& Sunshade are in CC 1:11/2:3(M-25)

BRICKWORK : B.W in Basement & Superstructure are in CM 1:5.

JOINERY : Joineries are made with Steel (or) first class teak wood.

WEATHERING COURSE : 9" x 9" Pressed Tiles laid over the Brick Jelly with Lime mortor and sloped with water proofing compound.

PLASTERING : Ceiling plastering with CM 1:3Inside & Outside walls are plastering with CM 1:4.

PAINTING : White washing with two coats over the one coat of primer for Ceiling.Colour washing with two coats over one coat of primer for all Walls.

SCHEDULE OF JOINERY

TYPE	SIZE	DESCRIPTION
GD/1	2700x2400	PREFAB ALUMINIUM & GLASS
D/1	2700x2400	LAMINATED FLUSH DOOR
D/2	2000x2400	FIRE RATED DOOR
D/3	2000x2400	LAMINATED FLUSH DOOR
D/4	1200x2400	FIRE RATED DOOR
D/5	1200x2400	LAMINATED FLUSH DOOR
D/6	1000x2400	LAMINATED FLUSH DOOR
D/7	1500x2100	FIRE RATED DOOR
D/8	1200x2100	FIRE RATED DOOR
D/9	2000x2100	FIRE RATED DOOR
D/10	750x2100	FIRE RATED DOOR
D/11	1350x2400	FIRE RATED DOOR
D/12	750x2400	LAMINATED FLUSH DOOR
D/13	2400x2400	LAMINATED FLUSH DOOR
D/14	1800x2400	FIRE RATED DOOR
D/15	900x2400	LAMINATED FLUSH DOOR
DD/1	2550x3400	FIRE RATED DOOR
W/1	1800x2500	PREFAB ALUMINIUM & GLASS
W/2	1800x1500	PREFAB ALUMINIUM & GLASS
W/3	1200x1500	PREFAB ALUMINIUM & GLASS
W/4	900x2300	PREFAB ALUMINIUM & GLASS
FW/1	3600x1500	FIXED WINDOW
FW/2	1800x1500	FIXED WINDOW
FL/1	1800x1500	FIXED LOUVERS
OP/1	2000x2400	OPENING
OP/2	1500x2400	OPENING
OP/3	1200x2400	OPENING
OP/4	1000x2400	OPENING
OP/5	900x2400	OPENING
RS/1	7100x7000	ROLLING SHUTTER
RS/2	3600x3400	ROLLING SHUTTER
RS/3	2000x3800	ROLLING SHUTTER

COLOUR INDEX :		REFERENCE :	
EXISTING		SCALE : 1:100	N
PROPOSED		DATE :	
BOUNDARY		DRAWN :	
ROAD			

APPLICANT

For INDUS TEQSITE PRIVATE LIMITED

Director

STRUCTURAL ENGINEER

Dr. ALEX JACOB
B.E., M.Tech (Str), Ph.D (Hon),
M.I.E (Aust), M.I.E., (Ind)
STRUCTURAL ENGINEER
41/A, BEACH ROAD,
KALAKSHETRA COLONY,
CHENNAI - 600 090.
Reg.No.CGLRGN/SE/Gr-I/2019/09/041

ARCHITECTS:

RAJEET MHETRAS, B.ARCH.,
ARCHITECT LICENSED SURVEYOR
Class I No. R.A. 82
No. 4, 1st Floor, 3rd Avenue,
Harrington Road, Chetpet, Chennai-600 031.



M/S. DATA PATTERNS (INDIA) LIMITED,

MAIN BLOCK-2
PROPOSED TERRACE FLOOR PLAN

EXISTING AND PROPOSED EXPANSION OF MANUFACTURING BUILDING AT PLOT NO : H 9, IN SURVEY NOS: 240 PART, FOURTH MAIN ROAD, SIPCOT IT PARK, SIRUSERI VILLAGE & PANCHAYAT, VANDALUR TALUK, CHENGALPATTU DISTRICT.

MANUFACTURE OF ELECTRONIC SYSTEMS AND SUB SYSTEMS

INDUSTRY CATEGORY : GREEN

NOTE : ALL DIMENSIONS AREA IN MILLIMETER

SPECIFICATION :

FOUNDATION : RCC 1:11/2:3 M25 Concrete Column footing Laid Over sand filling and PCC 1:4:8.

RCC WORK : All Column, Beams, Roof Slab, Lintel,& Sunshade are in CC 1:11/2:3(M-25)

BRICKWORK : B.W in Basement & Superstructure are in CM 1:5.

JOINERY : Joineries are made with Steel (or) first class teak wood.

WEATHERING COURSE : 9" x 9" Pressed Tiles laid over the Brick Jelly with Lime mortor and sloped with water proofing compound.

PLASTERING : Ceiling plastering with CM 1:3Inside & Outside walls are plastering with CM 1:4.

PAINTING : White washing with two coats over the one coat of primer for Ceiling.Colour washing with two coats over one coat of primer for all Walls.

SCHEDULE OF JOINERY

TYPE	SIZE	DESCRIPTION
GD/1	2700x2400	PREFAB ALUMINIUM & GLASS
D/1	2700x2400	LAMINATED FLUSH DOOR
D/2	2000x2400	FIRE RATED DOOR
D/3	2000x2400	LAMINATED FLUSH DOOR
D/4	1200x2400	FIRE RATED DOOR
D/5	1200x2400	LAMINATED FLUSH DOOR
D/6	1000x2400	LAMINATED FLUSH DOOR
D/7	1500x2100	FIRE RATED DOOR
D/8	1200x2100	FIRE RATED DOOR
D/9	2000x2100	FIRE RATED DOOR
D/10	750x2100	FIRE RATED DOOR
D/11	1350x2400	FIRE RATED DOOR
D/12	750x2400	LAMINATED FLUSH DOOR
D/13	2400x2400	LAMINATED FLUSH DOOR
D/14	1800x2400	FIRE RATED DOOR
D/15	900x2400	LAMINATED FLUSH DOOR
DD/1	2550x3400	FIRE RATED DOOR
W/1	1800x2500	PREFAB ALUMINIUM & GLASS
W/2	1800x1500	PREFAB ALUMINIUM & GLASS
W/3	1200x1500	PREFAB ALUMINIUM & GLASS
W/4	900x2300	PREFAB ALUMINIUM & GLASS
FW/1	3600x1500	FIXED WINDOW
FW/2	1800x1500	FIXED WINDOW
FL/1	1800x1500	FIXED LOUVERS
OP/1	2000x2400	OPENING
OP/2	1500x2400	OPENING
OP/3	1200x2400	OPENING
OP/4	1000x2400	OPENING
OP/5	900x2400	OPENING
RS/1	7100x7000	ROLLING SHUTTER
RS/2	3600x3400	ROLLING SHUTTER
RS/3	2000x3800	ROLLING SHUTTER

COLOUR INDEX :		REFERENCE :	
EXISTING		SCALE : 1:100	N
PROPOSED		DATE :	
BOUNDARY		DRAWN :	
ROAD			

APPLICANT

For INDUS TEQSITE PRIVATE LIMITED

Director

STRUCTURAL ENGINEER

Dr. ALEX JACOB
B.E., M.Tech (Str), Ph.D (Hon),
M.I.E (Aust), M.I.E., (Ind)
STRUCTURAL ENGINEER
41/A, BEACH ROAD,
KALAKSHETRA COLONY,
CHENNAI - 600 090.
Reg.No.CGLRGN/SE/Gr-I/2019/09/041

ARCHITECTS:

RAJEET MHETRAS, B.ARCH.,
ARCHITECT LICENSED SURVEYOR
Class I No. R.A. 82
No. 4, 1st Floor, 3rd Avenue,
Harrington Road, Chetpet, Chennai-600 031.

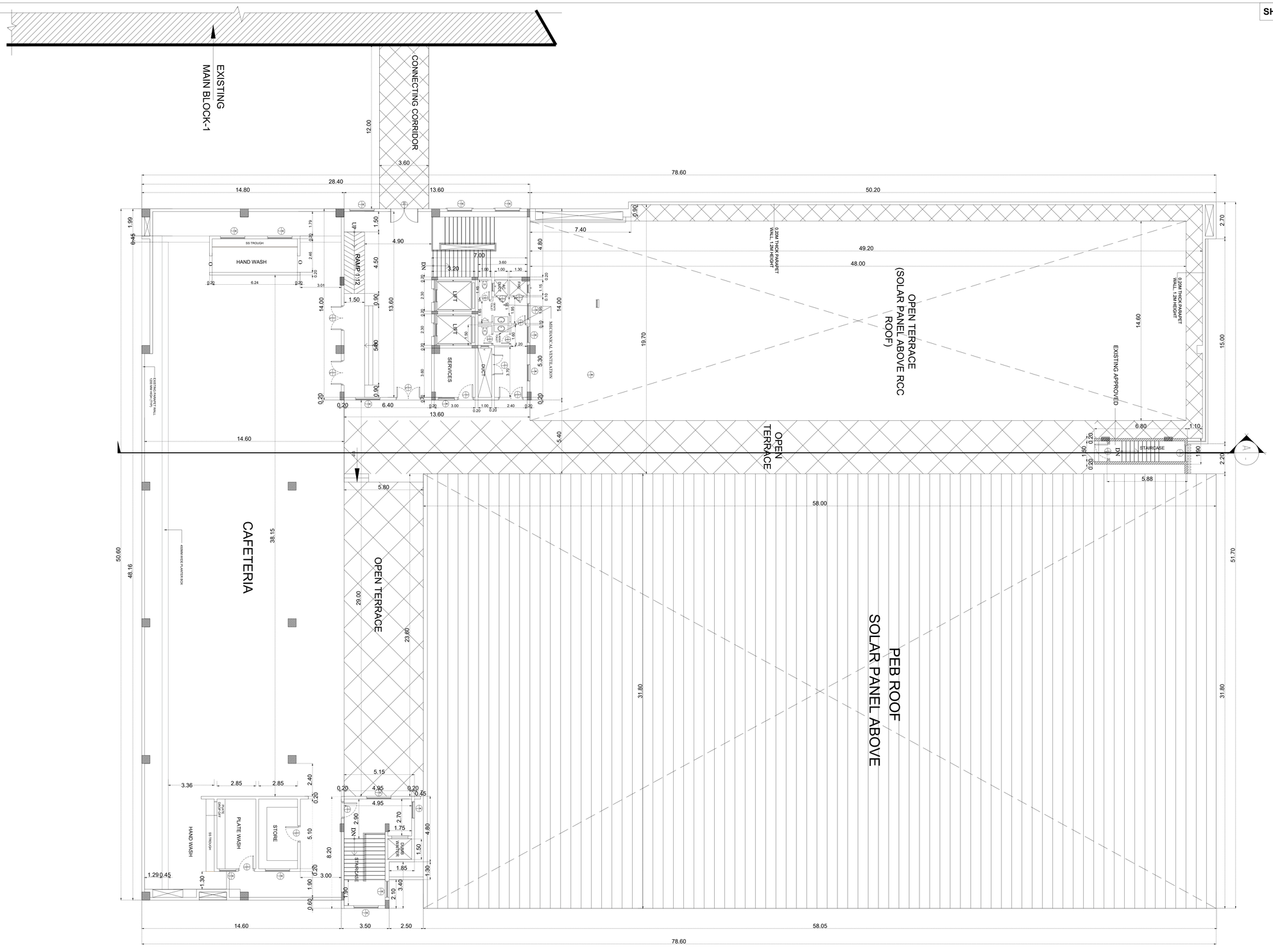

M/S. DATA PATTERNS (INDIA) LIMITED,

MAIN BLOCK-2
PROPOSED THIRD FLOOR PLAN

EXISTING AND PROPOSED EXPANSION OF MANUFACTURING BUILDING AT PLOT NO : H 9, IN SURVEY NOS: 240 PART, FOURTH MAIN ROAD, SIPCOT IT PARK, SIRUSERI VILLAGE & PANCHAYAT, VANDALUR TALUK, CHENGALPATTU DISTRICT.

MANUFACTURE OF ELECTRONIC SYSTEMS AND SUB SYSTEMS

INDUSTRY CATEGORY : GREEN

NOTE : ALL DIMENSIONS AREA IN MILLIMETER

SPECIFICATION :

FOUNDATION	:	RCC 1:11/2:3 M25 Concrete Column footing Laid Over sand filling and PCC 1:4:8.
RCC WORK	:	All Column, Beams, Roof Slab, Lintel,& Sunshade are in CC 1:11/2:3(M-25)
BRICKWORK	:	B.W in Basement & Superstructure are in CM 1:5.
JOINERY	:	Joineries are made with Steel (or) first class teak wood.
WEATHERING COURSE	:	9" x 9" Pressed Tiles laid over the Brick Jelly with Lime mortor and sloped with water proofing compound.
PLASTERING	:	Ceiling plastering with CM 1:3Inside & Outside walls are plastering with CM 1:4.
PAINTING	:	White washing with two coats over the one coat of primer for Ceiling.Colour washing with two coats over one coat of primer for all Walls.

SCHEDULE OF JOINERY

TYPE	SIZE	DESCRIPTION
GD/1	2700x2400	PREFAB ALUMINIUM & GLASS
D/1	2700x2400	LAMINATED FLUSH DOOR
D/2	2000x2400	FIRE RATED DOOR
D/3	2000x2400	LAMINATED FLUSH DOOR
D/4	1200x2400	FIRE RATED DOOR
D/5	1200x2400	LAMINATED FLUSH DOOR
D/6	1000x2400	LAMINATED FLUSH DOOR
D/7	1500x2100	FIRE RATED DOOR
D/8	1200x2100	FIRE RATED DOOR
D/9	2000x2100	FIRE RATED DOOR
D/10	750x2100	FIRE RATED DOOR
D/11	1350x2400	FIRE RATED DOOR
D/12	750x2400	LAMINATED FLUSH DOOR
D/13	2400x2400	LAMINATED FLUSH DOOR
D/14	1800x2400	FIRE RATED DOOR
D/15	900x2400	LAMINATED FLUSH DOOR
DD/1	2550x3400	FIRE RATED DOOR
W/1	1800x2500	PREFAB ALUMINIUM & GLASS
W/2	1800x1500	PREFAB ALUMINIUM & GLASS
W/3	1200x1500	PREFAB ALUMINIUM & GLASS
W/4	900x2300	PREFAB ALUMINIUM & GLASS
FW/1	3600x1500	FIXED WINDOW
FW/2	1800x1500	FIXED WINDOW
FL/1	1800x1500	FIXED LOUVERS
OP/1	2000x2400	OPENING
OP/2	1500x2400	OPENING
OP/3	1200x2400	OPENING
OP/4	1000x2400	OPENING
OP/5	900x2400	OPENING
RS/1	7100x7000	ROLLING SHUTTER
RS/2	3600x3400	ROLLING SHUTTER
RS/3	2000x3800	ROLLING SHUTTER

COLOUR INDEX :		REFERENCE :	
EXISTING		SCALE : 1:100	N
PROPOSED		DATE :	
BOUNDARY		DRAWN :	
ROAD			

APPLICANT

For INDUS TEQSITE PRIVATE LIMITED

Director

STRUCTURAL ENGINEER

Dr. ALEX JACOB
B.E., M.Tech (Str), Ph.D (Hon),
M.I.E (Aust), M.I.E., (Ind)
STRUCTURAL ENGINEER
41/A, BEACH ROAD,
KALAKSHETRA COLONY,
CHENNAI - 600 090.
Reg.No.CGLRGN/SE/Gr-I/2019/09/041

ARCHITECTS:

RAJEET MHETRAS, B.ARCH.,
ARCHITECT LICENSED SURVEYOR
Class I No. R.A. 82
No. 4, 1st Floor, 3rd Avenue,
Harrington Road, Chetpet, Chennai-600 031.

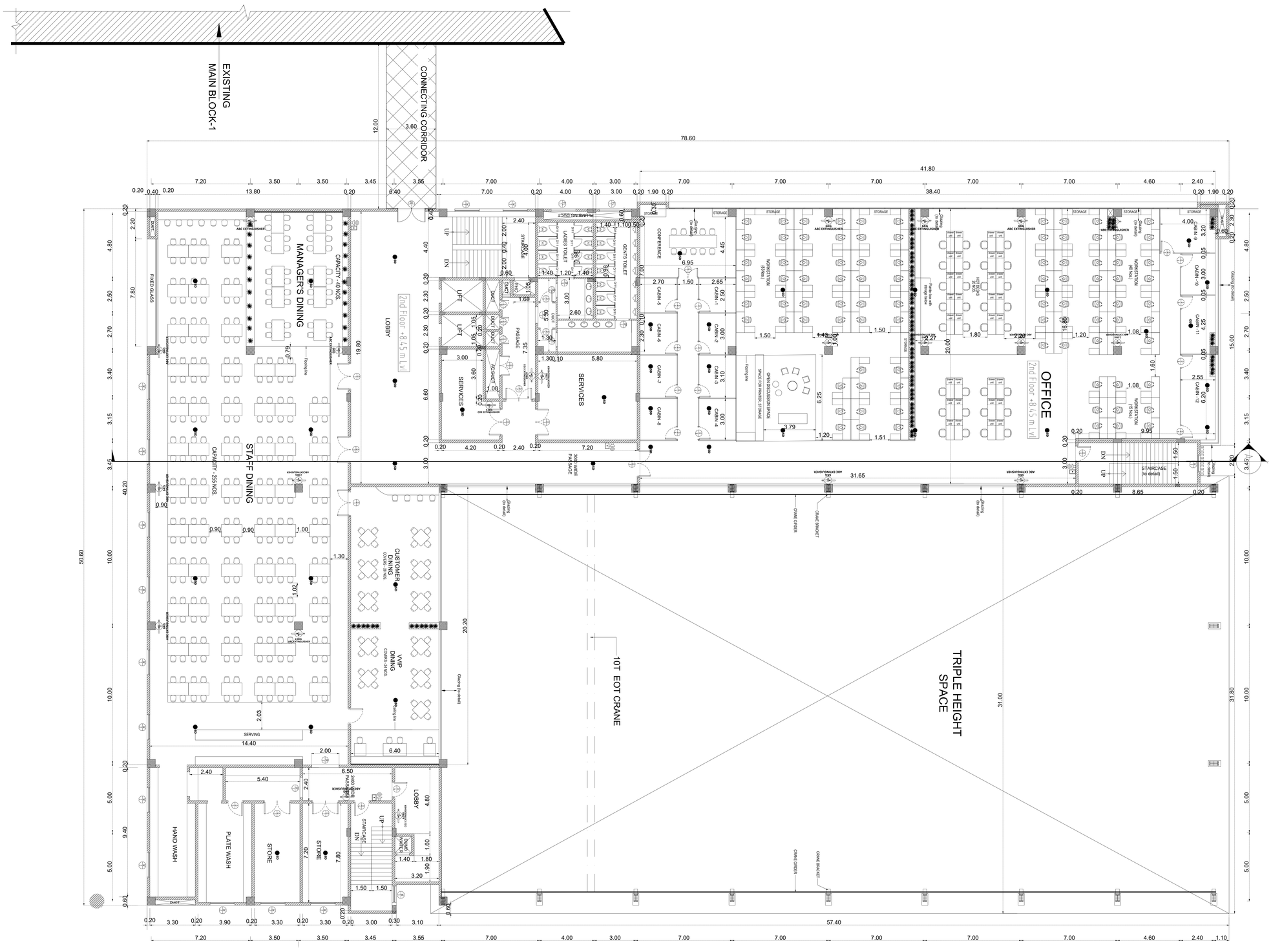

M/S. DATA PATTERNS (INDIA) LIMITED,

MAIN BLOCK-2
EXISTING SECOND FLOOR PLAN

EXISTING AND AS ON SITE OF MANUFACTURING BUILDING AT PLOT NO : H 9, IN SURVEY NOS: 240 PART, FOURTH MAIN ROAD, SIPCOT IT PARK, SIRUSERI VILLAGE & PANCHAYAT, VANDALUR TALUK, CHENGALPATTU DISTRICT.

MANUFACTURE OF ELECTRONIC SYSTEMS AND SUB SYSTEMS

INDUSTRY CATEGORY : GREEN

NOTE : ALL DIMENSIONS AREA IN MILLIMETER

SPECIFICATION :

FOUNDATION	:	RCC 1:11/2:3 M25 Concrete Column footing Laid Over sand filling and PCC 1:4:8.
RCC WORK	:	All Column, Beams, Roof Slab, Lintel,& Sunshade are in CC 1:11/2:3(M-25)
BRICKWORK	:	B.W in Basement & Superstructure are in CM 1:5.
JOINERY	:	Joineries are made with Steel (or) first class teak wood.
WEATHERING COURSE	:	9" x 9" Pressed Tiles laid over the Brick Jelly with Lime mortor and sloped with water proofing compound.
PLASTERING	:	Ceiling plastering with CM 1:3Inside & Outside walls are plastering with CM 1:4.
PAINTING	:	White washing with two coats over the one coat of primer for Ceiling.Colour washing with two coats over one coat of primer for all Walls.

SCHEDULE OF JOINERY

TYPE	SIZE	DESCRIPTION
GD/1	2700x2400	PREFAB ALUMINIUM & GLASS
D/1	2700x2400	LAMINATED FLUSH DOOR
D/2	2000x2400	FIRE RATED DOOR
D/3	2000x2400	LAMINATED FLUSH DOOR
D/4	1200x2400	FIRE RATED DOOR
D/5	1200x2400	LAMINATED FLUSH DOOR
D/6	1000x2400	LAMINATED FLUSH DOOR
D/7	1500x2100	FIRE RATED DOOR
D/8	1200x2100	FIRE RATED DOOR
D/9	2000x2100	FIRE RATED DOOR
D/10	750x2100	FIRE RATED DOOR
D/11	1350x2400	FIRE RATED DOOR
D/12	750x2400	LAMINATED FLUSH DOOR
D/13	2400x2400	LAMINATED FLUSH DOOR
D/14	1800x2400	FIRE RATED DOOR
D/15	900x2400	LAMINATED FLUSH DOOR
DD/1	2550x3400	FIRE RATED DOOR
W/1	1800x2500	PREFAB ALUMINIUM & GLASS
W/2	1800x1500	PREFAB ALUMINIUM & GLASS
W/3	1200x1500	PREFAB ALUMINIUM & GLASS
W/4	900x2300	PREFAB ALUMINIUM & GLASS
FW/1	3600x1500	FIXED WINDOW
FW/2	1800x1500	FIXED WINDOW
FL/1	1800x1500	FIXED LOUVERS
OP/1	2000x2400	OPENING
OP/2	1500x2400	OPENING
OP/3	1200x2400	OPENING
OP/4	1000x2400	OPENING
OP/5	900x2400	OPENING
RS/1	7100x7000	ROLLING SHUTTER
RS/2	3600x3400	ROLLING SHUTTER
RS/3	2000x3800	ROLLING SHUTTER

COLOUR INDEX :		REFERENCE :	
EXISTING		SCALE : 1:100	N
PROPOSED		DATE :	
BOUNDARY		DRAWN :	
ROAD			

APPLICANT

For INDUS TEQSITE PRIVATE LIMITED

Director

STRUCTURAL ENGINEER

Dr. ALEX JACOB
B.E., M.Tech (Str), Ph.D (Hon),
M.I.E (Aust), M.I.E., (Ind)
STRUCTURAL ENGINEER
41/A, BEACH ROAD,
KALAKSHETRA COLONY,
CHENNAI - 600 090.
Reg.No.CGLRGN/SE/Gr-I/2019/09/041

ARCHITECTS:

RAJEET MHETRAS, B.ARCH.,
ARCHITECT LICENSED SURVEYOR
Class I No. R.A. 82
No. 4, 1st Floor, 3rd Avenue,
Harrington Road, Chetpet, Chennai-600 031.

SHEET NO: 03 / 10

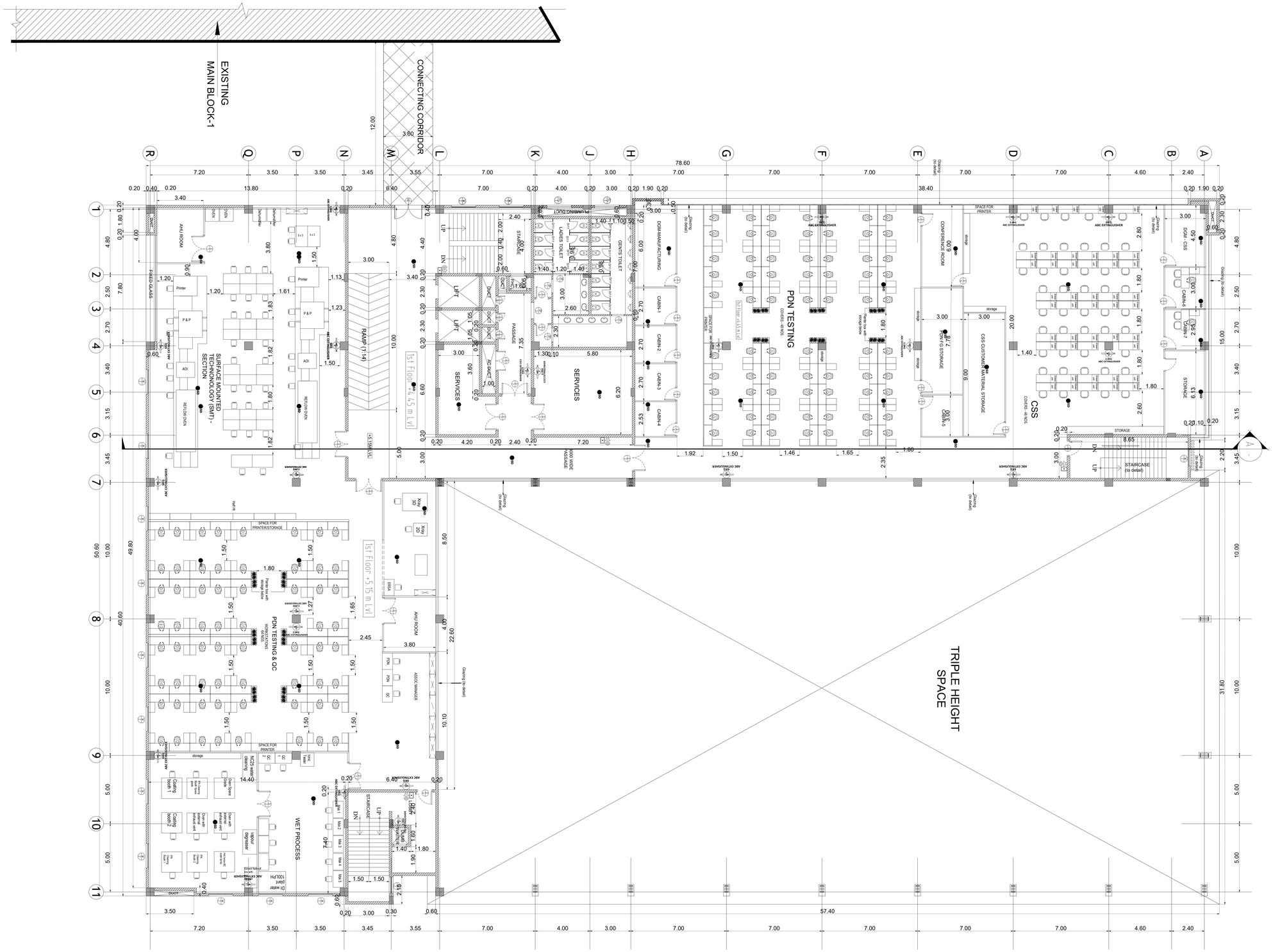

M/S. DATA PATTERNS (INDIA) LIMITED,

MAIN BLOCK-2
EXISTING FIRST FLOOR PLAN

EXISTING AND AS ON SITE OF MANUFACTURING BUILDING AT PLOT NO : H 9, IN SURVEY NOS: 240 PART, FOURTH MAIN ROAD, SIPCOT IT PARK, SIRUSERI VILLAGE & PANCHAYAT, VANDALUR TALUK, CHENGALPATTU DISTRICT.

MANUFACTURE OF ELECTRONIC SYSTEMS AND SUB SYSTEMS

INDUSTRY CATEGORY : GREEN

NOTE : ALL DIMENSIONS AREA IN MILLIMETER

SPECIFICATION :

FOUNDATION	:	RCC 1:11/2:3 M25 Concrete Column footing Laid Over sand filling and PCC 1:4:8.
RCC WORK	:	All Column, Beams, Roof Slab, Lintel,& Sunshade are in CC 1:11/2:3(M-25)
BRICKWORK	:	B.W in Basement & Superstructure are in CM 1:5.
JOINERY	:	Joineries are made with Steel (or) first class teak wood.
WEATHERING COURSE	:	9" x 9" Pressed Tiles laid over the Brick Jelly with Lime mortor and sloped with water proofing compound.
PLASTERING	:	Ceiling plastering with CM 1:3Inside & Outside walls are plastering with CM 1:4.
PAINTING	:	White washing with two coats over the one coat of primer for Ceiling.Colour washing with two coats over one coat of primer for all Walls.

SCHEDULE OF JOINERY

TYPE	SIZE	DESCRIPTION
GD/1	2700x2400	PREFAB ALUMINIUM & GLASS
D/1	2700x2400	LAMINATED FLUSH DOOR
D/2	2000x2400	FIRE RATED DOOR
D/3	2000x2400	LAMINATED FLUSH DOOR
D/4	1200x2400	FIRE RATED DOOR
D/5	1200x2400	LAMINATED FLUSH DOOR
D/6	1000x2400	LAMINATED FLUSH DOOR
D/7	1500x2100	FIRE RATED DOOR
D/8	1200x2100	FIRE RATED DOOR
D/9	2000x2100	FIRE RATED DOOR
D/10	750x2100	FIRE RATED DOOR
D/11	1350x2400	FIRE RATED DOOR
D/12	750x2400	LAMINATED FLUSH DOOR
D/13	2400x2400	LAMINATED FLUSH DOOR
D/14	1800x2400	FIRE RATED DOOR
D/15	900x2400	LAMINATED FLUSH DOOR
DD/1	2550x3400	FIRE RATED DOOR
W/1	1800x2500	PREFAB ALUMINIUM & GLASS
W/2	1800x1500	PREFAB ALUMINIUM & GLASS
W/3	1200x1500	PREFAB ALUMINIUM & GLASS
W/4	900x2300	PREFAB ALUMINIUM & GLASS
FW/1	3600x1500	FIXED WINDOW
FW/2	1800x1500	FIXED WINDOW
FL/1	1800x1500	FIXED LOUVERS
OP/1	2000x2400	OPENING
OP/2	1500x2400	OPENING
OP/3	1200x2400	OPENING
OP/4	1000x2400	OPENING
OP/5	900x2400	OPENING
RS/1	7100x7000	ROLLING SHUTTER
RS/2	3600x3400	ROLLING SHUTTER
RS/3	2000x3800	ROLLING SHUTTER

COLOUR INDEX :		REFERENCE :	
EXISTING		SCALE : 1:100	N
PROPOSED		DATE :	
BOUNDARY		DRAWN :	
ROAD			

APPLICANT

For INDUS TEQSITE PRIVATE LIMITED

Director

STRUCTURAL ENGINEER

Dr. ALEX JACOB
B.E., M.Tech (Str), Ph.D (Hon),
M.I.E (Aust), M.I.E., (Ind)
STRUCTURAL ENGINEER
41/A, BEACH ROAD,
KALAKSHETRA COLONY,
CHENNAI - 600 090.
Reg.No.CGLRGN/SE/Gr-I/2019/09/041

ARCHITECTS:

RAJEET MHETRAS, B.ARCH.,
ARCHITECT LICENSED SURVEYOR
Class I No. R.A. 82
No. 4, 1st Floor, 3rd Avenue,
Harrington Road, Chetpet, Chennai-600 031.

SHEET NO: 02 / 10

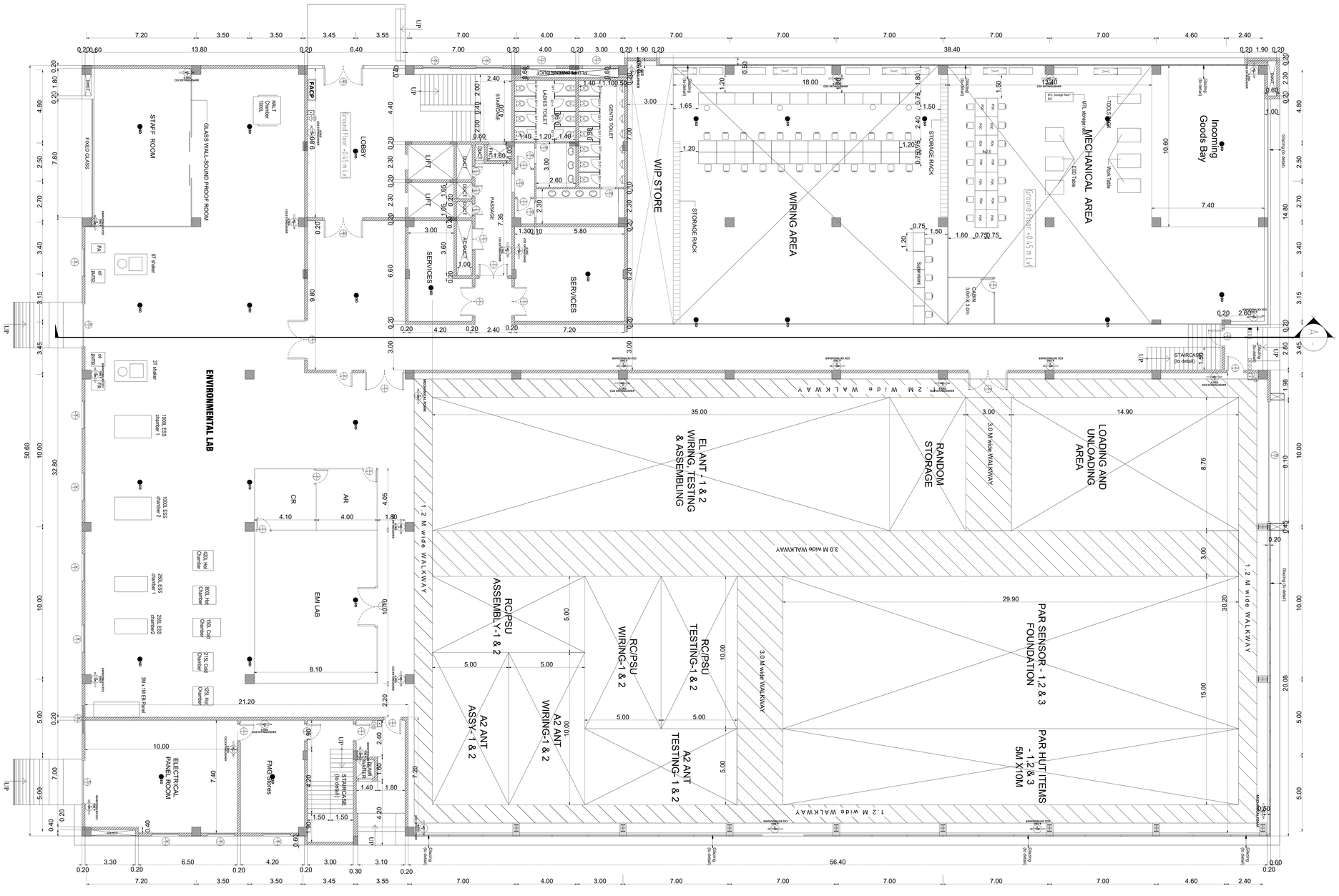

M/S. DATA PATTERNS (INDIA) LIMITED,

MAIN BLOCK-2
EXISTING GROUND FLOOR PLAN

EXISTING AND AS ON SITE OF MANUFACTURING BUILDING AT PLOT NO : H 9, IN SURVEY NOS: 240 PART, FOURTH MAIN ROAD, SIPCOT IT PARK, SIRUSERI VILLAGE & PANCHAYAT, VANDALUR TALUK, CHENGALPATTU DISTRICT.

MANUFACTURE OF ELECTRONIC SYSTEMS AND SUB SYSTEMS

INDUSTRY CATEGORY : GREEN

NOTE : ALL DIMENSIONS AREA IN MILLIMETER

SPECIFICATION :

FOUNDATION : RCC 1:11/2:3 M25 Concrete Column footing Laid Over sand filling and PCC 1:4:8.

RCC WORK : All Column, Beams, Roof Slab, Lintel,& Sunshade are in CC 1:11/2:3(M-25)

BRICKWORK : B.W in Basement & Superstructure are in CM 1:5.

JOINERY : Joineries are made with Steel (or) first class teak wood.

WEATHERING COURSE : 9" x 9" Pressed Tiles laid over the Brick Jelly with Lime mortor and sloped with water proofing compound.

PLASTERING : Ceiling plastering with CM 1:3Inside & Outside walls are plastering with CM 1:4.

PAINTING : White washing with two coats over the one coat of primer for Ceiling.Colour washing with two coats over one coat of primer for all Walls.

SCHEDULE OF JOINERY

TYPE	SIZE	DESCRIPTION
GD/1	2700x2400	PREFAB ALUMINIUM & GLASS
D/1	2700x2400	LAMINATED FLUSH DOOR
D/2	2000x2400	FIRE RATED DOOR
D/3	2000x2400	LAMINATED FLUSH DOOR
D/4	1200x2400	FIRE RATED DOOR
D/5	1200x2400	LAMINATED FLUSH DOOR
D/6	1000x2400	LAMINATED FLUSH DOOR
D/7	1500x2100	FIRE RATED DOOR
D/8	1200x2100	FIRE RATED DOOR
D/9	2000x2100	FIRE RATED DOOR
D/10	750x2100	FIRE RATED DOOR
D/11	1350x2400	FIRE RATED DOOR
D/12	750x2400	LAMINATED FLUSH DOOR
D/13	2400x2400	LAMINATED FLUSH DOOR
D/14	1800x2400	FIRE RATED DOOR
D/15	900x2400	LAMINATED FLUSH DOOR
DD/1	2550x3400	FIRE RATED DOOR
W/1	1800x2500	PREFAB ALUMINIUM & GLASS
W/2	1800x1500	PREFAB ALUMINIUM & GLASS
W/3	1200x1500	PREFAB ALUMINIUM & GLASS
W/4	900x2300	PREFAB ALUMINIUM & GLASS
FW/1	3600x1500	FIXED WINDOW
FW/2	1800x1500	FIXED WINDOW
FL/1	1800x1500	FIXED LOUVERS
OP/1	2000x2400	OPENING
OP/2	1500x2400	OPENING
OP/3	1200x2400	OPENING
OP/4	1000x2400	OPENING
OP/5	900x2400	OPENING
RS/1	7100x7000	ROLLING SHUTTER
RS/2	3600x3400	ROLLING SHUTTER
RS/3	2000x3800	ROLLING SHUTTER

COLOUR INDEX :

EXISTING
PROPOSED
BOUNDARY
ROAD

REFERENCE :

SCALE : 1:100
DATE :
DRAWN :

N

APPLICANT

For INDUS TEQSITE PRIVATE LIMITED

Director

STRUCTURAL ENGINEER

Dr. ALEX JACOB
B.E., M.Tech (Str), Ph.D (Hon),
M.I.E (Aust), M.I.E., (Ind)
STRUCTURAL ENGINEER
41/A, BEACH ROAD,
KALAKSHETRA COLONY,
CHENNAI - 600 090.
Reg.No.CGLRGN/SE/Gr-I/2019/09/041

ARCHITECTS:

RAJEET MHETRAS, B.ARCH.,
ARCHITECT LICENSED SURVEYOR
Class I No. R.A. 82
No. 4, 1st Floor, 3rd Avenue,
Harrington Road, Chetpet, Chennai-600 031.

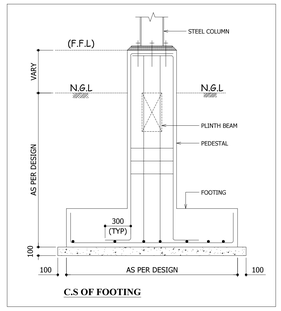

C.S OF FOOTING

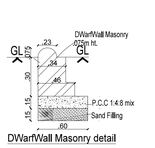

DWarfWall Masonry detail

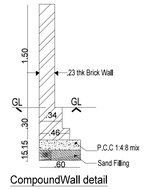

CompoundWall detail

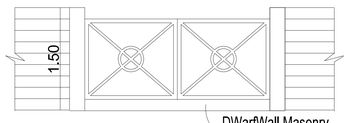

Gate Detail

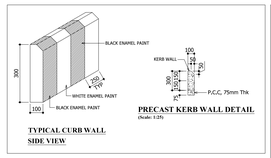

TYPICAL CURB WALL SIDE VIEW

PRECAST KERB WALL DETAIL (Scale: 1:25)

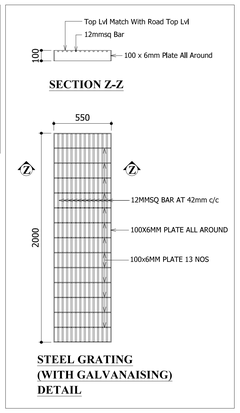

STEEL GRATING (WITH GALVANAISING) DETAIL

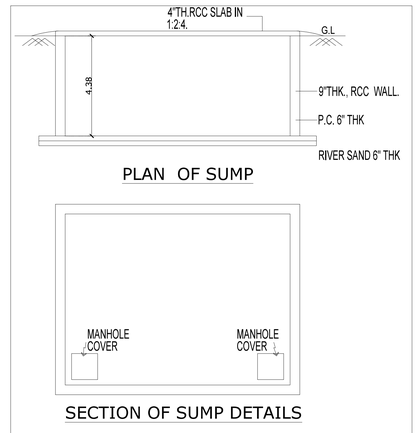

PLAN OF SUMP

SECTION OF SUMP DETAILS

SUMP DETAILS N.T.S

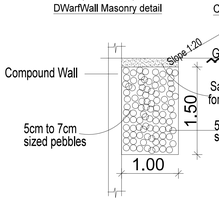

Rain Water Trench Detail

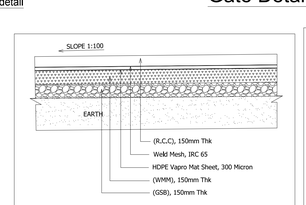

TYPICAL CROSS SECTION OF R.C.C ROAD

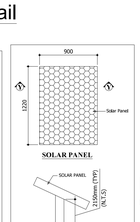

SOLAR PANEL

SECTION Y-Y

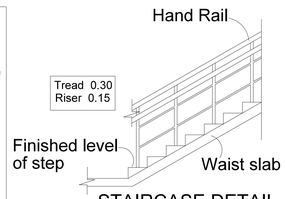

STAIRCASE DETAIL

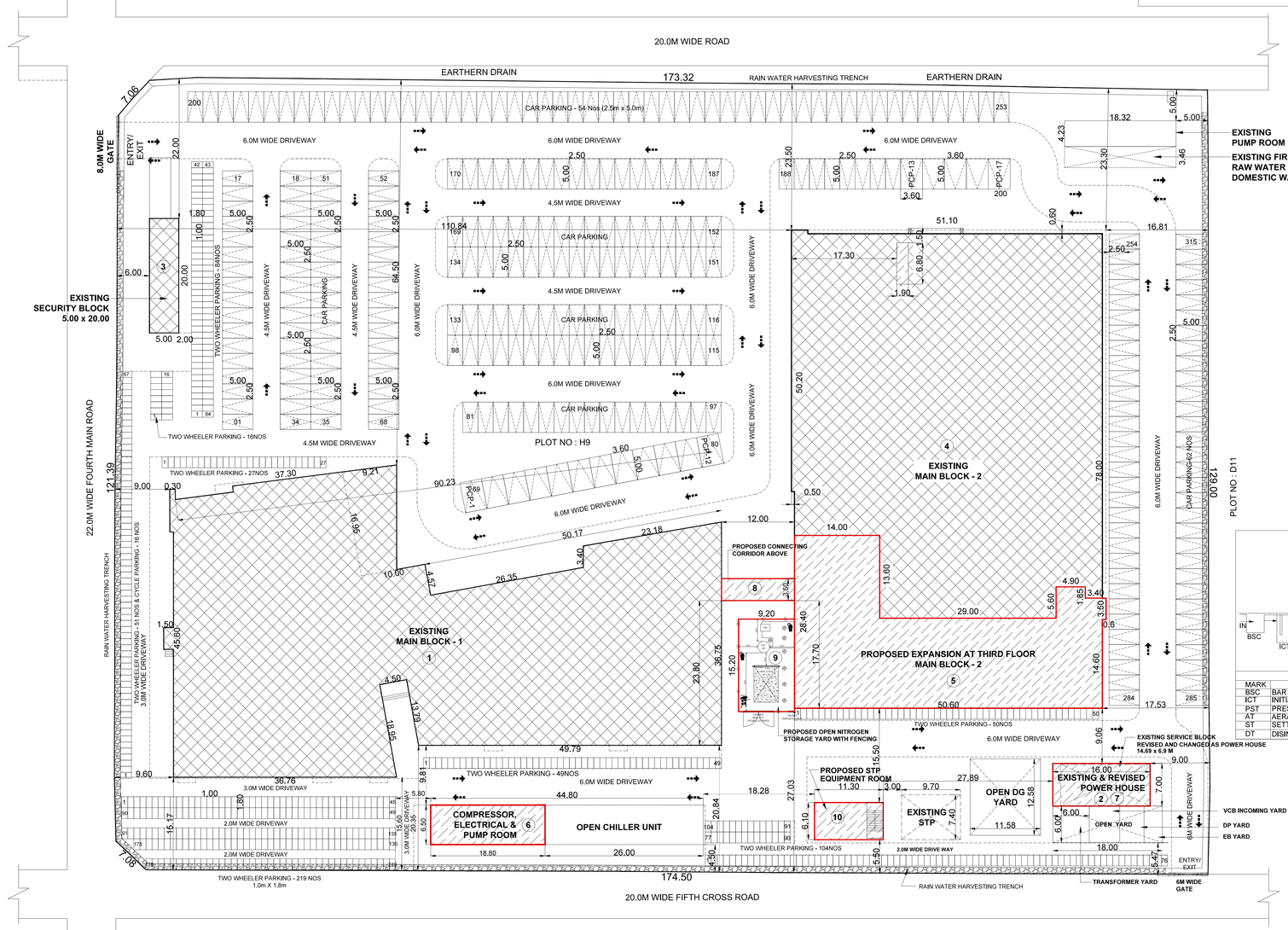

SITE PLAN
(SCALE = 1 : 400)

TOTAL FSI AREA	= 18236.88 + 1502.57	= 19739.45 SQ.M
FLOOR SPACE INDEX	= 19739.45 / 23269.42	= 0.848
PLOT COVERAGE	= 7705.85 / 23269.42	x 100 = 33.115 %

PARKING DETAILS :

PROPOSED FSI AREA : 1502.57 SQ.M

1 CAR PARKING SPACE FOR EVERY 50.00 SQ.M

DESCRIPTION	EXISTING	PROPOSED	TOTAL
CAR PARKING	315 NOS	31 NOS	346 NOS
TWO WHEELER PARKING	600 NOS	00 NOS	600 NOS
LORRY PARKING	-	1 NO	1 NO
CYCLE PARKING	-	16 NOS	16 NOS

NO OF WORKERS DETAIL :

DESCRIPTION	MALE	FEMALE	TOTAL
EXISTING FACTORY WORKERS	240	160	400
PROPOSED FACTORY WORKERS	210	140	350
TOTAL NO. OF WORKERS	450	300	750

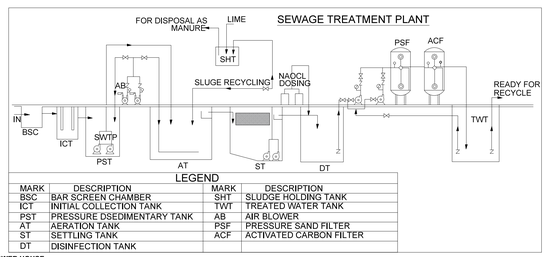

LEGEND

MARK	DESCRIPTION	MARK	DESCRIPTION
BSC	BAR SCREEN CHAMBER	SHT	SLUDGE HOLDING TANK
ICT	INITIAL COLLECTION TANK	TWT	TREATED WATER TANK
PST	PRESSURE DSEDIMENTARY TANK	AB	AIR BLOWER
AT	AERATION TANK	PSF	PRESSURE SAND FILTER
ST	SETTLING TANK	ACF	ACTIVATED CARBON FILTER
DT	DISINFECTION TANK		

M/S. DATA PATTERNS (INDIA) LIMITED

SITE PLAN

EXISTING AND PROPOSED EXPANSION OF MANUFACTURING BUILDING AT PLOT NO : H 9, IN SURVEY NOS: 240 PART, FOURTH MAIN ROAD, SIPCOT IT PARK, SIRUSERI VILLAGE & PANCHAYAT, VANDALUR TALUK, CHENGALPATTU DISTRICT.

NOTE : ALL DIMENSIONS AREA IN METRE

MANUFACTURE OF ELECTRONIC SYSTEMS AND SUB SYSTEMS

INDUSTRY CATEGORY : GREEN

MECHANICAL VENTILATION AND FIRE PROTECTION SYSTEM PROVIDED FOR ENTIRE BUILDING

EXISTING APPROVAL DETAILS

MAMALLAPURAM LPA OFFICE FILE NUMBER: 600/2007

1ST DTCP APPROVAL NUMBER : 50/A/2008, DATE: 13.08.2008

2ND DTCP APPROVAL NUMBER : ச.க.எ/ஸ்.ஞ.ச/ஒ.அ.தி/0161/2022: 101/2022 DATE: 10.06.2022

AREA STATEMENT DETAILS

PLOT AREA AS PER DOCUMENT : 23269.42 SQ.M / 5.75 ACRE

SUPER IMPOSED PLOT AREA : 23269.42 SQ.M / 5.75 ACRE

EXISTING APPROVED BUILDING AREA DETAILS :

S.NO	DESCRIPTION	FSI (SQ.M)	NON-FSI (SQ.M)	TOTAL (SQ.M)
1	MAIN BLOCK - 1			
	GROUND FLOOR	3129.00	-	3129.00
	FIRST FLOOR	3129.00	-	3129.00
	SECOND FLOOR	3203.00	-	3203.00
2	SERVICE BLOCK	202.00	-	202.00
3	SECURITY BLOCK	100.00	-	100.00
4	MAIN BLOCK - 2			
	GROUND FLOOR	3971.72	-	3971.72
	FIRST FLOOR	2251.08	1720.64	3971.72
	SECOND FLOOR	2251.08	1720.64	3971.72
	TERRACE FLOOR	-	145.28	145.28
TOTAL EXISTING APPROVED AREA		18236.88	3586.56	21823.44
PROPOSED BUILDING AREA DETAILS :				
5	MAIN BLOCK - 2			
	THIRD FLOOR	975.28	-	975.28
	HEADROOM AREA	-	12.92	12.92
6	COMPRESSOR, ELEC&PUMP ROOM	122.20	-	122.20
7	POWER HOUSE			
	GROUND FLOOR	112.00	-	112.00
	CANOPY	3.63	-	3.63
	FIRST FLOOR	112.00	-	112.00
	SECOND FLOOR	112.00	-	112.00
8	CONNECTING CORRIDOR			
	FIRST FLOOR	43.20	-	43.20
	SECOND FLOOR	43.20	-	43.20
	THIRD FLOOR	43.20	-	43.20
9	OPEN NITROGEN STORAGE YARD WITH FENCING	-	139.84	139.84
10	STP - EQUIPMENT ROOM			
	GROUND FLOOR	68.93	-	68.93
	FIRST FLOOR	68.93	-	68.93
TOTAL PROPOSED BUILT UP AREA		1704.57	152.76	1857.33
EXISTING SERVICE BLOCK AREA REMOVED AND POWER HOUSE AREA ADDED IN PROPOSED		- 202.00		
TOTAL PROPOSED FSI AREA		1502.57		

COLOUR INDEX :

EXISTING

PROPOSED

BOUNDARY

ROAD

DRIVEWAY

REFERENCE :

SCALE : 1"-32'/1:400

DATE : 22.11.2023

N W E S

APPLICANT :

For INDUS TEQSITE PRIVATE LIMITED

Director

REGISTERED STRUCTURAL ENGINEER :

Dr. ALEX JACOB
B.E., M.Tech (Str), Ph.D (Hon),
M.I.E (Aust), M.I.E., (Ind)
STRUCTURAL ENGINEER
41/A, BEACH ROAD,
KALAKSHETRA COLONY,
CHENNAI - 600 090.
Reg.No.CGLRGN/SE/Gr-I/2019/09/041

ARCHITECT / REGISTERED ENGINEER :

RAJEET MHETRAS, B.ARCH.,
ARCHITECT LICENSED SURVEYOR
Class I No. R.A. 82
No. 4, 1st Floor, 3rd Avenue,
Harrington Road, Chetpet, Chennai-600 031.

Signature valid
Signed by: Director
Date: 2024.07.27 17:47:37

Signature Not Verified
Signed by: Secretary
Date: 2024.07.27 17:47:37