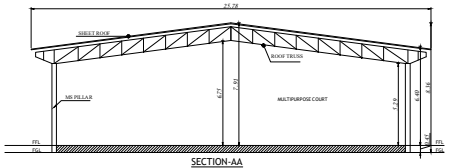

SECTION-AA
BLOCK-1
(MULTIPURPOSE COURT)

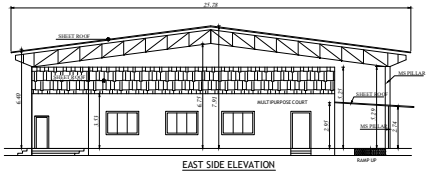

EAST SIDE ELEVATION
BLOCK-1
(MULTIPURPOSE COURT)

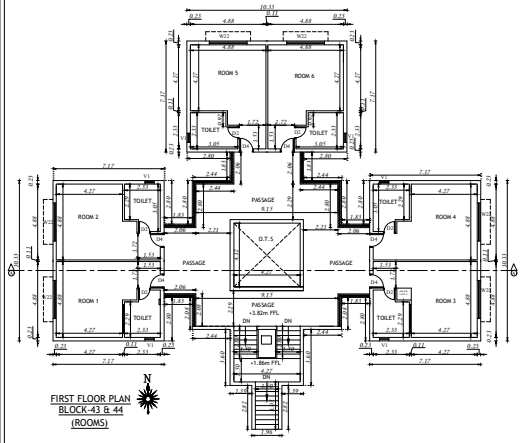

FIRST FLOOR PLAN
BLOCK-43 & 44
(ROOMS)

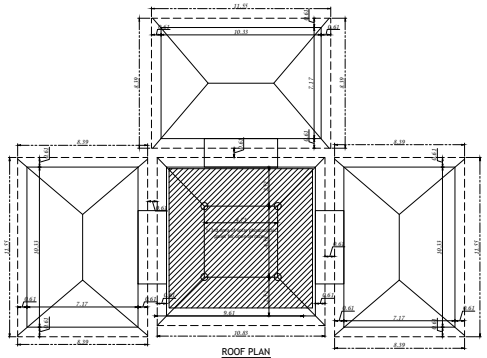

ROOF PLAN
BLOCK-43 & 44
(ROOMS)

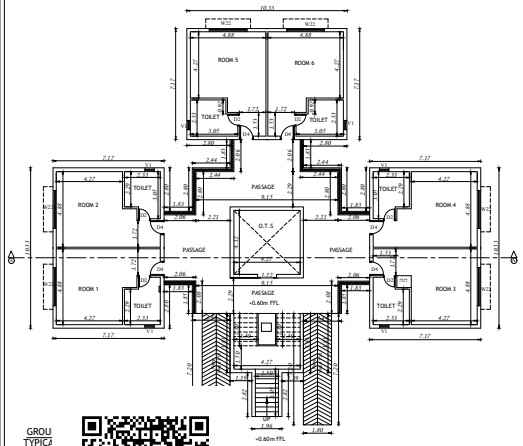

GROU
TYPICA
(S

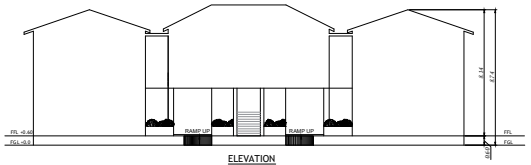

ELEVATION
BLOCK-43 & 44
(ROOMS)

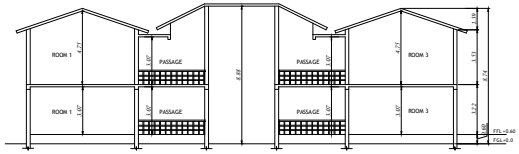

SECTION AA
BLOCK-43 & 44
(ROOMS)

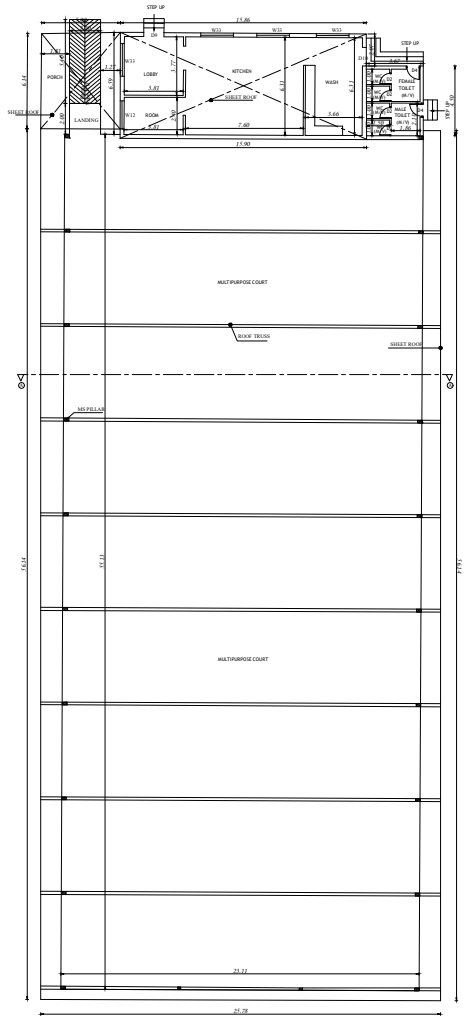

GROUND FLOOR PLAN
BLOCK-1
(MULTIPURPOSE COURT)

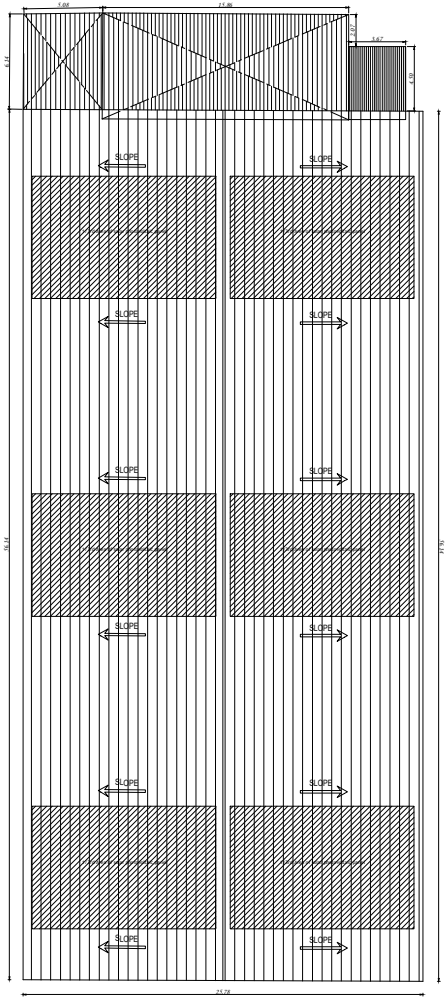

ROOF PLAN
(MULTIPURPOSE COURT)

PLAN SHOWING THE PROPOSED CONSTRUCTION OF RESORT CUM CONVENTION CENTER AT S.NO.136/1A, 136/1B1, 136/1B2, 136/2A1A, 136/2B1, 136/2C1, 136/2C2, 136/3, 136/4A, 136/4B, 136/5, 136/6A1, 136/6A2, 136/6A3, 136/6A4, 136/6B, 137/1A, 137/1B,137/2, 138/1,138/2, EGAI VILLAGE, THIRUKAZHUKUNDRAM TALUK, CHENGALPATTU DISTRICT.

SCHEDULE OF JOINERY

TYPE	DESCRIPTION	SIZE
BS	ROLLING SHUTTER	2.400 x 3.000
D1	DOOR	1.050 x2.100
D2	DOOR	0.750 x 2.100
D3	DOOR	1.520 x2.100
D4	DOOR	0.900 x 2.100
D5	DOOR	2.100 x2.100
D6	DOOR	0.900 x2.100
D7	DOOR	1.800 x2.400
D8	DOOR	1.800 x 2.100
D9	DOOR	1.300 x 2.400
D10	DOOR	1.200 x2.100
D11	DOOR	1.400 x 1.800
D12	DOOR	1.520 x 2.400
D13	DOOR	1.440 x 2.400
SD	SLIDING DOOR	0.900 x2.100
W	WINDOW	0.600 x 1.200
W1	WINDOW	1.200 x 1.200
W2	WINDOW	0.900 x 1.800
W3	WINDOW	1.520 x 1.170
W4	WINDOW	1.200 x 1.530
W5	WINDOW	1.800 x 1.170
W6	WINDOW	2.440 x 1.170
W7	WINDOW	1.200 x 1.810
W8	WINDOW	2.100 x2.000
W9	WINDOW	0.900 x 1.170
W10	WINDOW	0.900 x 1.530
W11	WINDOW	1.200 x 1.170
W12	WINDOW	1.800 x 1.200
W13	WINDOW	0.750 x 1.800
W14	WINDOW	3.050 x 1.800
W15	WINDOW	0.600 x1.360
W16	WINDOW	0.600 x 1.170
W17	WINDOW	1.200 x1.060
W18	WINDOW	0.900 x 1.650
W19	WINDOW	1.520 x 1.200
W20	WINDOW	1.830 x 1.800
W21	WINDOW	0.600 x 1.500
W22	WINDOW	2.400 x2.000
W23	WINDOW	0.600 x2.000
W24	WINDOW	1.520 x1.200
W25	WINDOW	2.400 x0.900
W26	WINDOW	1.800 x0.900
W27	WINDOW	1.200 x2.000
W28	WINDOW	3.000 x2.000
W29	WINDOW	1.800 x1.500
W30	WINDOW	2.440 x 1.500
W31	WINDOW	3.600 x 1.200
W32	WINDOW	2.000 x 1.200
W33	WINDOW	3.100 x 1.500
FG	FIXED GLASS	1.800 x 2.000
FG1	FIXED GLASS	0.600 x 2.000
FG2	FIXED GLASS	2.400 x 2.250
FG3	FIXED GLASS	1.200 x2.250
O	OPEN	2.920 x0.900
J	JALLY	1.600 x 1.530
J1	JALLY	1.600 x 1.170
J2	JALLY	1.840 x 1.800
V	VENTILATOR	1.520 x0.600
V1	VENTILATOR	0.750 x 0.750
V2	VENTILATOR	1.800 x0.750
V3	VENTILATOR	0.600 x 1.200
V4	VENTILATOR	1.200 x0.900
V5	VENTILATOR	0.900 x0.600
V6	VENTILATOR	1.800 x0.600
V7	VENTILATOR	0.600 x 0.750
V8	VENTILATOR	2.400 x0.600
V9	VENTILATOR	1.800 x0.900

COLOUR INDEX

- PROPOSED BUILDINGS
- SITE BOUNDARY
- EXISTING ROAD

OWNER :

ARCHITECT :

Shivakumar & associates
CA/2009/42962
NPI, Senior Architect & Town Planner
Email id:shiva.ram.1984@hotmail.com
Mobile:+91-9884188508
shivakumar.s.k@hotmail.com

STRUCTURAL ENGINEER :

S. SOUNDRAPANDIAN, M.E.Structural
SE Licence:2/2CP (R-Mc-C2/A2/C5/U-3/2018/6610)
79, Nagore Dargha Salaiy Ch-32 9952504929

FOR OFFICE USE :

Block 01,43&44	SCALE 1 : 100
Plans,Elevation & Section	SHEET NO - 02/10

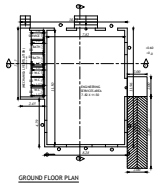

GROUND FLOOR PLAN
BLOCK-45
(SERVICES BLOCK)

SECTION AA
(SERVICES BLOCK)

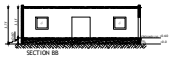

SECTION BB
(SERVICES BLOCK)

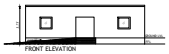

FRONT ELEVATION
(SERVICES BLOCK)

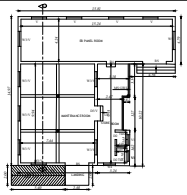

GROUND FLOOR PLAN
BLOCK-12
(SERVICES CLOCK)

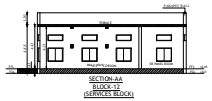

SECTION-AA
BLOCK-12
(SERVICES BLOCK)

NORTH SIDE ELEVATION
BLOCK-12
(SERVICES BLOCK)

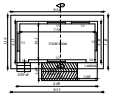

GROUND FLOOR PLAN
BLOCK-13
(STORE)

NORTH SIDE ELEVATION
BLOCK-13
(STORE)

SECTION-AA
BLOCK-13
(STORE)

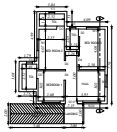

GROUND FLOOR PLAN
BLOCK-16
(VILLA)

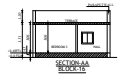

SECTION-AA
BLOCK-16
(VILLA)

NORTH SIDE ELEVATION
BLOCK-16
(VILLA)

SECTION-AA
BLOCK-2
(RESTAURANT / ROOMS)

SECTION - BB
BLOCK-2
(RESTAURANT / ROOMS)

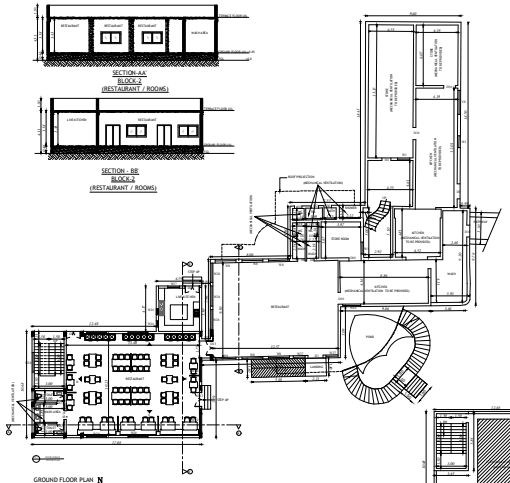

GROUND FLOOR PLAN
BLOCK-2
(RESTAURANT / ROOMS)

NOTE : MECHANICAL VENTILATION PROVIDED FOR ALL ROOMS, WASH, WC, TOI., BATH & SHOWER

SECTION-AA
BLOCK-2
(RESTAURANT / ROOMS)

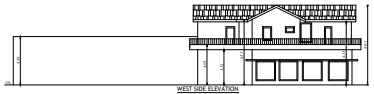

WEST SIDE ELEVATION
BLOCK-2
(RESTAURANT / ROOMS)

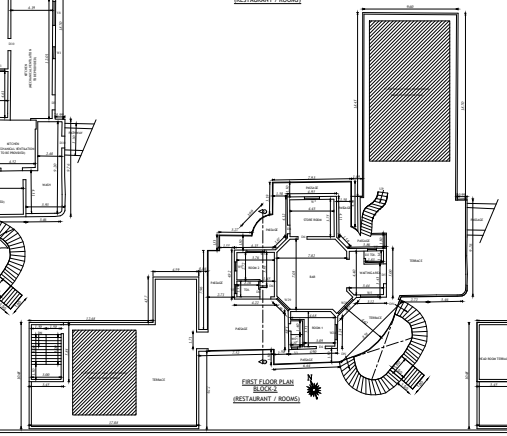

FIRST FLOOR PLAN
BLOCK-2
(RESTAURANT / ROOMS)

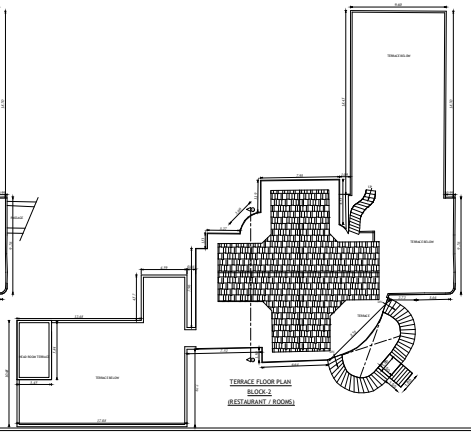

TERRACE FLOOR PLAN
BLOCK-2
(RESTAURANT / ROOMS)

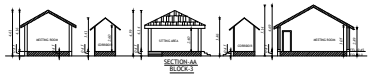

SECTION-AA
BLOCK-3
(MEETING ROOMS)

WEST SIDE ELEVATION
BLOCK-3
(MEETING ROOMS)

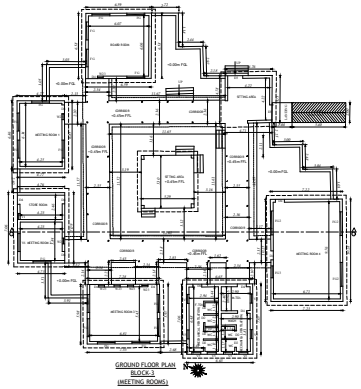

GROUND FLOOR PLAN
BLOCK-3
(MEETING ROOMS)



ROOF FLOOR PLAN
BLOCK-3
(MEETING ROOMS)

PLAN SHOWING THE PROPOSED RESTAURANT / ROOMS / MEETING CUM CONVENTION CENTER AT S.NO.126/4, 126/1B1, 126/1B2, 126/1B3, 126/1B4, 126/1B5, 126/2C1, 126/3, 126/5, 126/6, 126/8, 126/9, 126/10, 126/11, 126/12, 126/13, 126/14, 126/15, 127/1A, 127/1B, 127/2, 128/1, 128/2, 856/1 AT THIRUVANMIYUR, THIRUVANMIYUR VILLAGE, THIRUVALLUR DISTRICT.

SCHEDULE OF SHEETS		
SHEET NO.	SHEET NAME	DATE
01	COVER	12/2021	1:100
02	COVER	12/2021	1:100
03	COVER	12/2021	1:100
04	COVER	12/2021	1:100
05	COVER	12/2021	1:100
06	COVER	12/2021	1:100
07	COVER	12/2021	1:100
08	COVER	12/2021	1:100
09	COVER	12/2021	1:100
10	COVER	12/2021	1:100
11	COVER	12/2021	1:100
12	COVER	12/2021	1:100
13	COVER	12/2021	1:100
14	COVER	12/2021	1:100
15	COVER	12/2021	1:100
16	COVER	12/2021	1:100
17	COVER	12/2021	1:100
18	COVER	12/2021	1:100
19	COVER	12/2021	1:100
20	COVER	12/2021	1:100
21	COVER	12/2021	1:100
22	COVER	12/2021	1:100
23	COVER	12/2021	1:100
24	COVER	12/2021	1:100
25	COVER	12/2021	1:100
26	COVER	12/2021	1:100
27	COVER	12/2021	1:100
28	COVER	12/2021	1:100
29	COVER	12/2021	1:100
30	COVER	12/2021	1:100
31	COVER	12/2021	1:100
32	COVER	12/2021	1:100
33	COVER	12/2021	1:100
34	COVER	12/2021	1:100
35	COVER	12/2021	1:100
36	COVER	12/2021	1:100
37	COVER	12/2021	1:100
38	COVER	12/2021	1:100
39	COVER	12/2021	1:100
40	COVER	12/2021	1:100
41	COVER	12/2021	1:100
42	COVER	12/2021	1:100
43	COVER	12/2021	1:100
44	COVER	12/2021	1:100
45	COVER	12/2021	1:100
46	COVER	12/2021	1:100
47	COVER	12/2021	1:100
48	COVER	12/2021	1:100
49	COVER	12/2021	1:100
50	COVER	12/2021	1:100
51	COVER	12/2021	1:100
52	COVER	12/2021	1:100
53	COVER	12/2021	1:100
54	COVER	12/2021	1:100
55	COVER	12/2021	1:100
56	COVER	12/2021	1:100
57	COVER	12/2021	1:100
58	COVER	12/2021	1:100
59	COVER	12/2021	1:100
60	COVER	12/2021	1:100
61	COVER	12/2021	1:100
62	COVER	12/2021	1:100
63	COVER	12/2021	1:100
64	COVER	12/2021	1:100
65	COVER	12/2021	1:100
66	COVER	12/2021	1:100
67	COVER	12/2021	1:100
68	COVER	12/2021	1:100
69	COVER	12/2021	1:100
70	COVER	12/2021	1:100
71	COVER	12/2021	1:100
72	COVER	12/2021	1:100
73	COVER	12/2021	1:100
74	COVER	12/2021	1:100
75	COVER	12/2021	1:100
76	COVER	12/2021	1:100
77	COVER	12/2021	1:100
78	COVER	12/2021	1:100
79	COVER	12/2021	1:100
80	COVER	12/2021	1:100
81	COVER	12/2021	1:100
82	COVER	12/2021	1:100
83	COVER	12/2021	1:100
84	COVER	12/2021	1:100
85	COVER	12/2021	1:100
86	COVER	12/2021	1:100
87	COVER	12/2021	1:100
88	COVER	12/2021	1:100
89	COVER	12/2021	1:100
90	COVER	12/2021	1:100
91	COVER	12/2021	1:100
92	COVER	12/2021	1:100
93	COVER	12/2021	1:100
94	COVER	12/2021	1:100
95	COVER	12/2021	1:100
96	COVER	12/2021	1:100
97	COVER	12/2021	1:100
98	COVER	12/2021	1:100
99	COVER	12/2021	1:100
100	COVER	12/2021	1:100
101	COVER	12/2021	1:100
102	COVER	12/2021	1:100
103	COVER	12/2021	1:100
104	COVER	12/2021	1:100
105	COVER	12/2021	1:100
106	COVER	12/2021	1:100
107	COVER	12/2021	1:100
108	COVER	12/2021	1:100
109	COVER	12/2021	1:100
110	COVER	12/2021	1:100
111	COVER	12/2021	1:100
112	COVER	12/2021	1:100
113	COVER	12/2021	1:100
114	COVER	12/2021	1:100
115	COVER	12/2021	1:100
116	COVER	12/2021	1:100
117	COVER	12/2021	1:100
118	COVER	12/2021	1:100
119	COVER	12/2021	1:100
120	COVER	12/2021	1:100
121	COVER	12/2021	1:100
122	COVER	12/2021	1:100
123	COVER	12/2021	1:100
124	COVER	12/2021	1:100
125	COVER	12/2021	1:100
126	COVER	12/2021	1:100
127	COVER	12/2021	1:100
128	COVER	12/2021	1:100
129	COVER	12/2021	1:100
130	COVER	12/2021	1:100
131	COVER	12/2021	1:100
132	COVER	12/2021	1:100
133	COVER	12/2021	1:100
134	COVER	12/2021	1:100
135	COVER	12/2021	1:100
136	COVER	12/2021	1:100
137	COVER	12/2021	1:100
138	COVER	12/2021	1:100
139	COVER	12/2021	1:100
140	COVER	12/2021	1:100
141	COVER	12/2021	1:100
142	COVER	12/2021	1:100
143	COVER	12/2021	1:100
144	COVER	12/2021	1:100
145	COVER	12/2021	1:100
146	COVER	12/2021	1:100
147	COVER	12/2021	1:100
148	COVER	12/2021	1:100
149	COVER	12/2021	1:100
150	COVER	12/2021	1:100
151	COVER	12/2021	1:100
152	COVER	12/2021	1:100
153	COVER	12/2021	1:100
154	COVER	12/2021	1:100
155	COVER	12/2021	1:100
156	COVER	12/2021	1:100
157	COVER	12/2021	1:100
158	COVER	12/2021	1:100
159	COVER	12/2021	1:100
160	COVER	12/2021	1:100
161	COVER	12/2021	1:100
162	COVER	12/2021	1:100
163	COVER	12/2021	1:100
164	COVER	12/2021	1:100
165	COVER	12/2021	1:100
166	COVER	12/2021	1:100
167	COVER	12/2021	1:100
168	COVER	12/2021	1:100
169	COVER	12/2021	1:100
170	COVER	12/2021	1:100
171	COVER	12/2021	1:100
172	COVER	12/2021	1:100
173	COVER	12/2021	1:100
174	COVER	12/2021	1:100
175	COVER	12/2021	1:100
176	COVER	12/2021	1:100
177	COVER	12/2021	1:100
178	COVER	12/2021	1:100
179	COVER	12/2021	1:100
180	COVER	12/2021	1:100

COLOR CODE

	EXISTING BUILDING
	PROPOSED BUILDING
	ELECTRICAL WORK

OWNER :

ARCHITECT :

STRUCTURAL ENGINEER :

PLAN PREPARED BY :

Name	M. VENKATRAMANAN, M.Sc.Architect
Address	1/1, Ground Floor, Ambal Nagar, Ayanambakkam, Chennai - 95.
Mobile	+91 98410 41270, 44 42 12 12
Email	Tn.Tech@Yahoo.Co.In, Tn.Tech@Gmail.Com

PLAN APPROVED BY :

Name	M. VENKATRAMANAN, M.Sc.Architect
Address	1/1, Ground Floor, Ambal Nagar, Ayanambakkam, Chennai - 95.
Mobile	+91 98410 41270, 44 42 12 12
Email	Tn.Tech@Yahoo.Co.In, Tn.Tech@Gmail.Com

Name	M.E.R.A.TN.TN.R.E. NO.
Plan Number & Date	2021/B - 1001
	2021/B - 1001

NORTH SIDE ELEVATION
BLOCK-10
(LABOUR SHED)

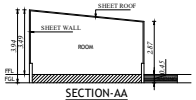

SECTION-AA
BLOCK-10
(LABOUR SHED)

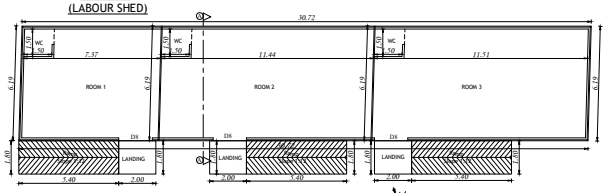

GROUND FLOOR PLAN
BLOCK-10
(LABOUR SHED)

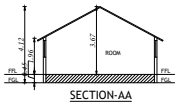

SECTION-AA
BLOCK-8
(SERVICES)

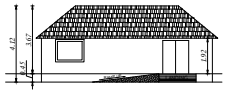

WEST SIDE ELEVATION
BLOCK-8
(SERVICES)

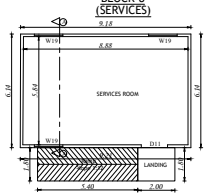

GROUND FLOOR PLAN
BLOCK-8
(SERVICES)

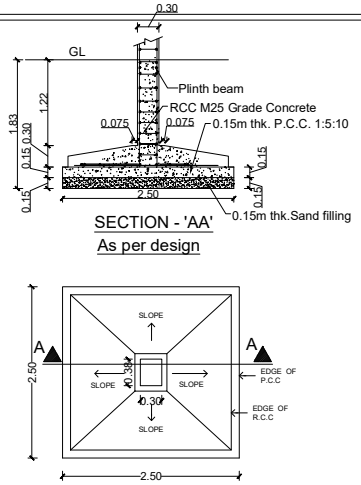

SECTION - 'AA'
As per design

PLAN

Typical Column Foundation Detail

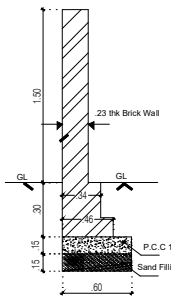

Compound Wall Detail

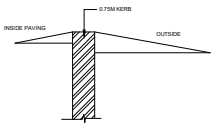

DWARF WALL SECTION

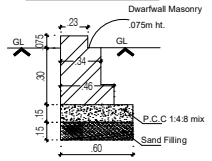

Dwarfwall Masonry Detail

ELEVATION,

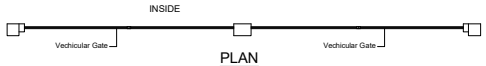

PLAN
GATE DETAIL

SOUTH SIDE ELEVATION
BLOCK-4
(RECEPTION)

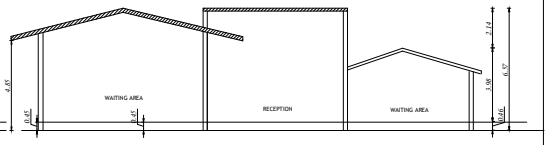

SECTION BB
BLOCK-4
(RECEPTION)

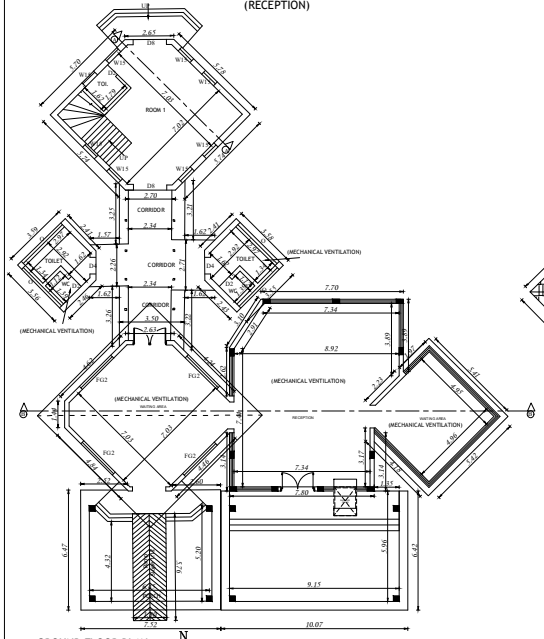

GROUND FLOOR PLAN
BLOCK-4 (RECEPTION)

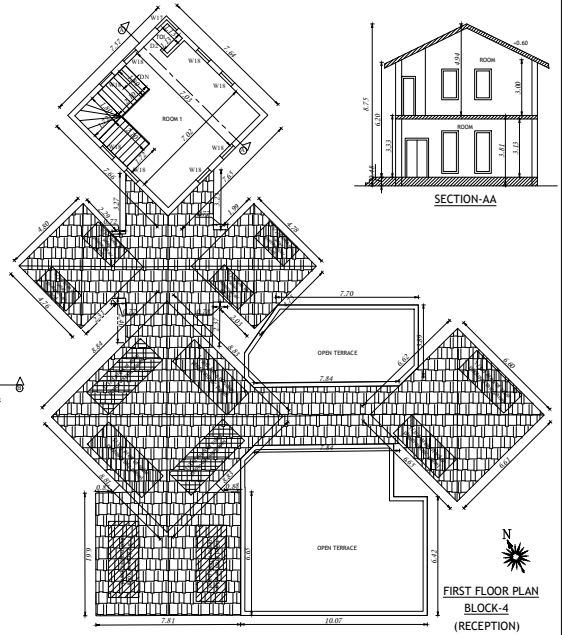

FIRST FLOOR PLAN
BLOCK-4
(RECEPTION)

SECTION-AA

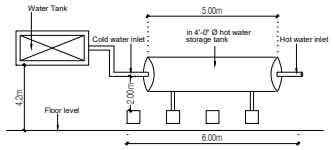

SOLAR HOT WATER SYSTEM(SWHS) DETAIL

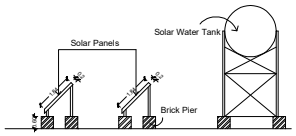

SECTION OF SOLAR HEATER

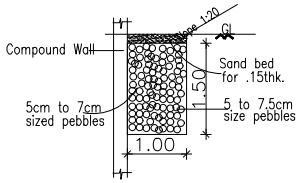

Rain Water Trench Detail

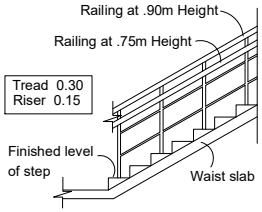

STAIRCASE DETAILS

PLAN SHOWING THE PROPOSED CONSTRUCTION OF RESORT CUM CONVENTION CENTER AT S.NO.136/1A, 136/1B1, 136/1B2, 136/2A1A, 136/2B1, 136/2C1, 136/2C2, 136/3, 136/4A, 136/4B, 136/5, 136/6A1, 136/6A2, 136/6A3, 136/6A4, 136/6B, 137/1A, 137/1B,137/2, 138/1, 138/2, EGAI VILLAGE, THIRUKAZHUKUNDRAM TALUK, CHENGALPATTU DISTRICT.

SCHEDULE OF JOINERY

TYPE	DESCRIPTION	SIZE
RS	ROLLING SHUTTER	2.400 x 3.000
D1	DOOR	1.050 x 2.100
D2	DOOR	0.750 x 2.100
D3	DOOR	1.520 x 2.100
D4	DOOR	0.900 x 2.100
D5	DOOR	2.100 x 2.100
D6	DOOR	0.560 x 2.100
D7	DOOR	1.800 x 2.400
D8	DOOR	1.800 x 2.100
D9	DOOR	1.300 x 2.400
D10	DOOR	1.200 x 2.100
D11	DOOR	1.400 x 1.800
D12	DOOR	1.520 x 2.400
D13	DOOR	1.440 x 2.400
SD	SLIDING DOOR	0.900 x 2.100
W	WINDOW	0.800 x 1.200
W1	WINDOW	1.200 x 1.200
W2	WINDOW	0.900 x 1.800
W3	WINDOW	1.520 x 1.370
W4	WINDOW	1.200 x 1.520
W5	WINDOW	1.800 x 1.370
W6	WINDOW	2.440 x 1.370
W7	WINDOW	1.200 x 1.830
W8	WINDOW	2.100 x 2.000
W9	WINDOW	0.900 x 1.370
W10	WINDOW	0.900 x 1.520
W11	WINDOW	1.200 x 1.370
W12	WINDOW	1.800 x 1.200
W13	WINDOW	0.700 x 1.800
W14	WINDOW	3.050 x 1.800
W15	WINDOW	0.900 x 2.300
W16	WINDOW	0.600 x 1.370
W17	WINDOW	1.200 x 0.900
W18	WINDOW	0.900 x 1.650
W19	WINDOW	1.520 x 1.200
W20	WINDOW	1.830 x 1.800
W21	WINDOW	0.600 x 1.500
W22	WINDOW	2.400 x 2.000
W23	WINDOW	0.600 x 2.000
W24	WINDOW	1.520 x 2.200
W25	WINDOW	2.400 x 0.900
W26	WINDOW	1.800 x 0.900
W27	WINDOW	1.200 x 2.000
W28	WINDOW	2.000 x 2.000
W29	WINDOW	1.600 x 1.500
W30	WINDOW	2.440 x 1.500
W31	WINDOW	3.600 x 1.200
W32	WINDOW	2.000 x 1.200
W33	WINDOW	2.300 x 1.500
FG	FIXED GLASS	1.800 x 2.000
FG1	FIXED GLASS	0.600 x 2.000
FG2	FIXED GLASS	2.400 x 2.250
FG3	FIXED GLASS	1.200 x 2.250
O	OPEN	2.920 x 0.900
J	JALLY	1.600 x 1.520
J1	JALLY	1.600 x 1.370
J2	JALLY	1.840 x 1.800
V	VENTILATOR	1.520 x 0.600
V1	VENTILATOR	0.750 x 0.750
V2	VENTILATOR	1.800 x 0.750
V3	VENTILATOR	0.600 x 1.200
V4	VENTILATOR	1.200 x 0.900
V5	VENTILATOR	0.900 x 0.600
V6	VENTILATOR	1.800 x 0.600
V7	VENTILATOR	0.600 x 0.750
V8	VENTILATOR	2.400 x 0.600
V9	VENTILATOR	1.800 x 0.900

COLOUR INDEX

- PROPOSED BUILDING
- SITE BOUNDARY
- EXISTING ROAD

OWNER :

ARCHITECT :

Dhinesh T Architect
CA / 2009 / 42947
101, Ground Floor, Ambika Complex, Anna Chennai - 600 026.
dhinesh.architect@gmail.com

STRUCTURAL ENGINEER :

S. SOUNDRAPANDIAN, M.E.Structural
RE Grade-I (PTCP) (Reg.CE/ACA/2/Cat-1/2018/08/10)
34, Surya Colony, Guindy, Ch-32. 9952345424

FOR OFFICE USE :

Block 04, 08 & 10 Plans,Elevation & Section	SCALE 1 : 100
	SHEET NO - 04/10

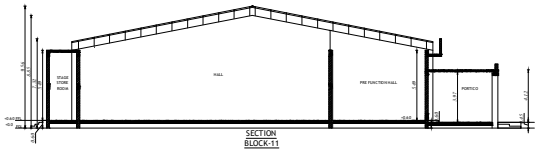

SECTION
BLOCK-11
(MULTIPURPOSE HALL - 01)

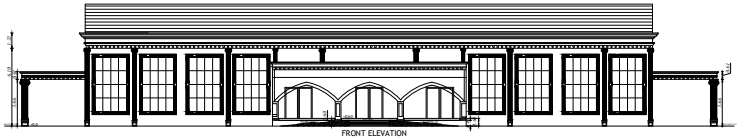

FRONT ELEVATION
BLOCK-11
(MULTIPURPOSE HALL - 01)

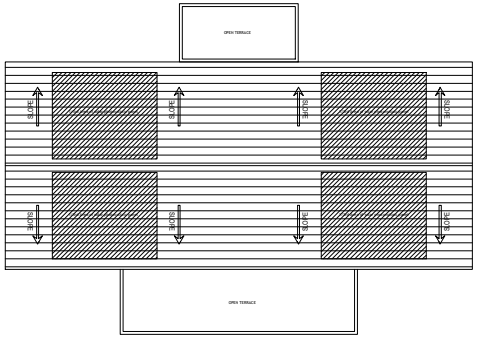

ROOF PLAN

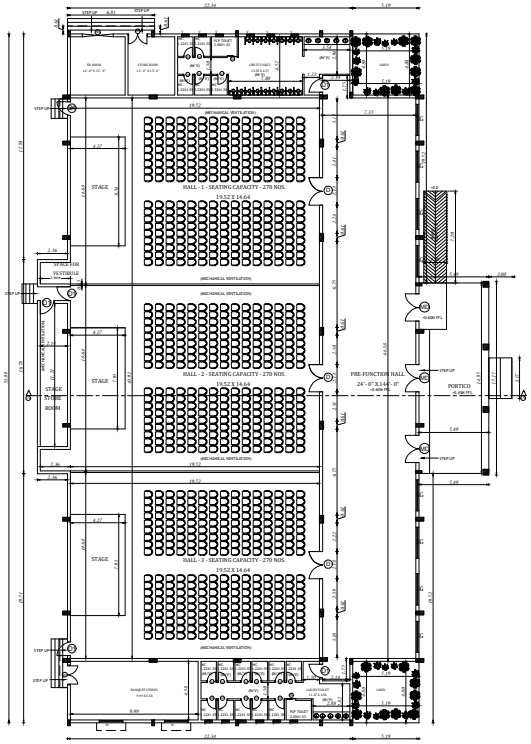

GROUND FLOOR PLAN
BLOCK-11
(MULTIPURPOSE HALL - 01)

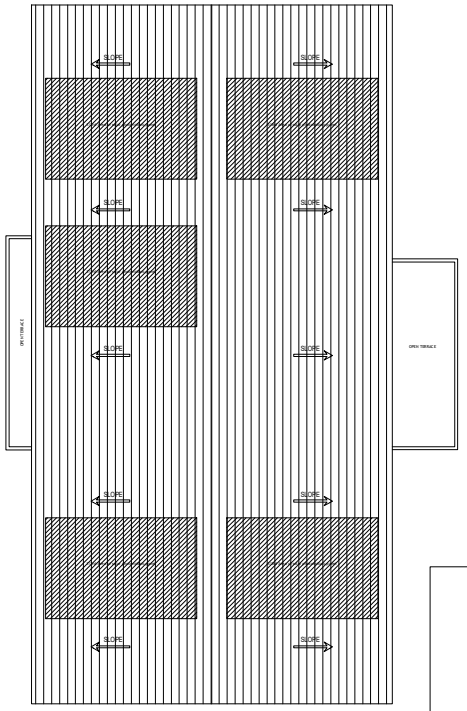

ROOF PLAN
BLOCK-11
(MULTIPURPOSE HALL - 01)

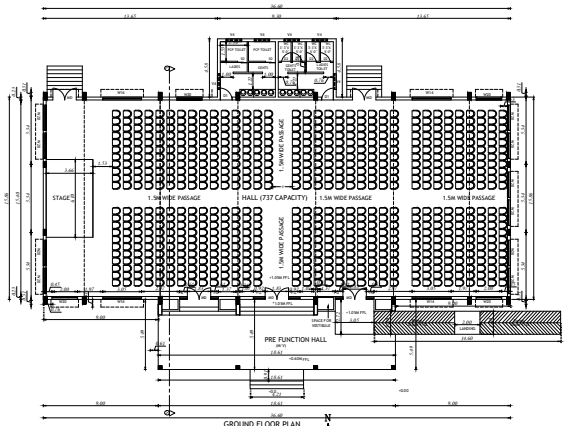

GROUND FLOOR PLAN
BLOCK-7
(MULTIPURPOSE HALL - 02)

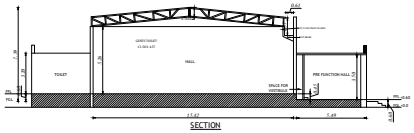

SECTION
BLOCK-7
(MULTIPURPOSE HALL - 02)

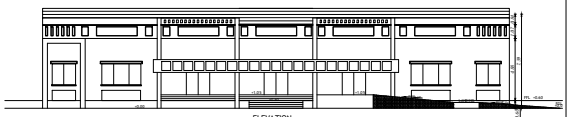

ELEVATION
BLOCK-7
(MULTIPURPOSE HALL - 02)

PLAN SHOWING THE PROPOSED CONSTRUCTION OF RESORT CUM CONVENTION CENTER AT S.NO.136/1A, 136/1B1, 136/1B2, 136/2A1A, 136/2B1, 136/2C1, 136/2D1, 136/3, 136/4A, 136/4B, 136/5, 136/5A1, 136/5A2, 136/6A3, 136/6A4, 136/6A5, 136/7, 136/8, 136/9, 172, 43/1, 173/2, EGAI VILLAGE, THIRUKARUNDIRAM TALUK, CHENGALPATTU DISTRICT.

SCHEDULE OF JOINERY

TYPE	DESCRIPTION	SIZE
W3	SOLID/GLASS WINDOW	2.400 x 0.600
D1	DOOR	1.000 x 2.100
D2	DOOR	0.750 x 2.100
D3	DOOR	1.200 x 2.100
D4	DOOR	0.900 x 2.100
D5	DOOR	2.100 x 2.100
D6	DOOR	0.600 x 2.100
D7	DOOR	1.500 x 2.100
D8	DOOR	2.400 x 2.100
D9	DOOR	1.500 x 2.400
D10	DOOR	2.400 x 2.400
D11	DOOR	1.200 x 2.400
D12	DOOR	1.200 x 2.400
D13	DOOR	2.400 x 2.400
W	SLIDING WINDOW	0.900 x 1.200
W1	WINDOW	1.200 x 1.200
W2	WINDOW	0.900 x 1.200
W3	WINDOW	0.900 x 1.200
W4	WINDOW	1.200 x 1.170
W5	WINDOW	1.800 x 1.170
W6	WINDOW	2.400 x 1.170
W7	WINDOW	1.200 x 1.170
W8	WINDOW	2.100 x 1.050
W9	WINDOW	0.900 x 1.170
W10	WINDOW	0.900 x 1.170
W11	WINDOW	1.200 x 1.170
W12	WINDOW	1.200 x 1.200
W13	WINDOW	0.750 x 1.000
W14	WINDOW	0.900 x 1.000
W15	WINDOW	0.900 x 1.150
W16	WINDOW	2.400 x 0.750
W17	WINDOW	1.200 x 0.900
W18	WINDOW	0.900 x 1.050
W19	WINDOW	1.200 x 1.150
W20	WINDOW	2.400 x 1.400
W21	WINDOW	0.150 x 1.150
W22	WINDOW	2.400 x 2.000
W23	WINDOW	2.400 x 2.000
W24	WINDOW	1.200 x 2.200
W25	WINDOW	1.200 x 1.150
W26	WINDOW	2.400 x 1.150
W27	WINDOW	1.200 x 0.900
W28	WINDOW	2.400 x 0.900
W29	WINDOW	2.400 x 1.150
W30	WINDOW	2.400 x 1.150
W31	WINDOW	2.400 x 1.150
W32	WINDOW	2.400 x 1.100
W33	WINDOW	2.100 x 1.100
W34	WINDOW	2.100 x 1.100
W35	WINDOW	1.500 x 1.000
W36	FIXED GLASS	2.400 x 2.000
W37	FIXED GLASS	0.600 x 2.000
W38	FIXED GLASS	1.200 x 2.100
W39	FIXED GLASS	2.100 x 2.100
W40	FIXED GLASS	1.200 x 2.100
V	VENT	0.600 x 0.750
W	GRILL	2.400 x 1.170
W	GRILL	2.400 x 1.170
W	GRILL	1.800 x 1.800
V	VENTILATOR	0.120 x 0.600
V1	VENTILATOR	0.750 x 0.750
V2	VENTILATOR	1.500 x 0.750
V3	VENTILATOR	0.900 x 1.150
V4	VENTILATOR	1.200 x 0.900
V5	VENTILATOR	1.200 x 0.600
V6	VENTILATOR	2.400 x 0.600
V7	VENTILATOR	2.400 x 0.600
V8	VENTILATOR	2.400 x 0.600
V9	VENTILATOR	2.400 x 0.600

DRAWING INDEX

- EXISTING BUILDING
- NEW BUILDING
- EXISTING ROAD

OWNER :

ARCHITECT :

DHANAM'S Architect
Mr. Sathish Kumar
M.Arch (Urban Design)
Prof. Director (M.Des)
Phone:+919840940000
email:dhanamsarchitect@gmail.com

STRUCTURAL ENGINEER :

S. SOUNDRAPANDIAN, M.E Structural
Phone:+(91)9 498 0 5 2 9 5 / 9 5 0 0 8 9 9 5
19, Sapta Giriya, Karur, D.O.C. 9597996633

PAPER SIZE :

Block 07 & 11
Plans,Elevation & Section

SCALE 1 : 100
SHEET NO - 05/10

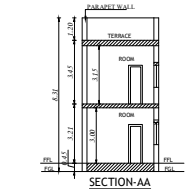

SECTION-AA
BLOCK-17
(ROOMS)

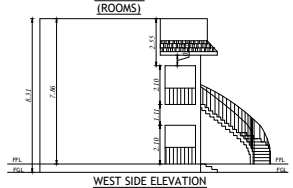

WEST SIDE ELEVATION
BLOCK-17
(ROOMS)

FIRST FLOOR PLAN
BLOCK-17
(ROOMS)

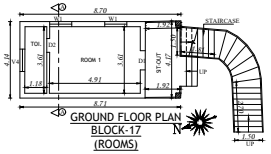

GROUND FLOOR PLAN
BLOCK-17
(ROOMS)

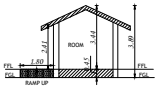

SECTION-AA
BLOCK-41
(SERVICES)

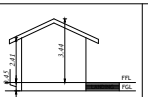

NORTH SIDE ELEVATION
BLOCK-41
(SERVICES)

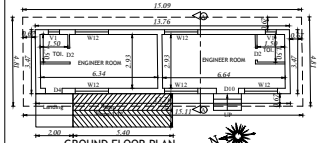

GROUND FLOOR PLAN
BLOCK-41
(SERVICES)

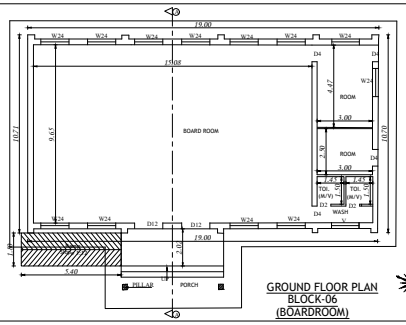

GROUND FLOOR PLAN
BLOCK-06
(BOARDROOM)

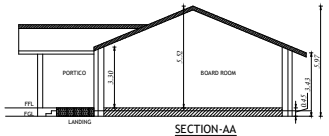

SECTION-AA
BLOCK-06
(BOARDROOM)

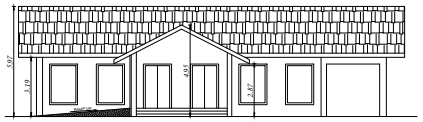

EAST SIDE ELEVATION
BLOCK-06
(BOARDROOM)

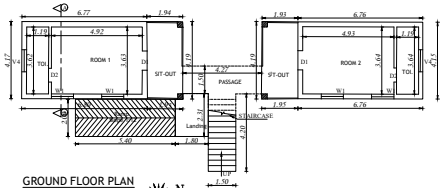

GROUND FLOOR PLAN
BLOCK-19
(ROOMS)

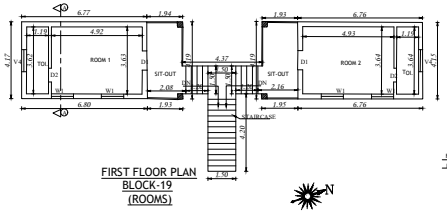

FIRST FLOOR PLAN
BLOCK-19
(ROOMS)

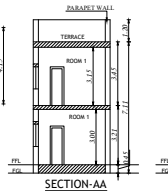

SECTION-AA
BLOCK-19 (ROOMS)

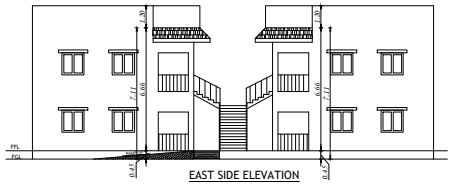

EAST SIDE ELEVATION
BLOCK-19 (ROOMS)

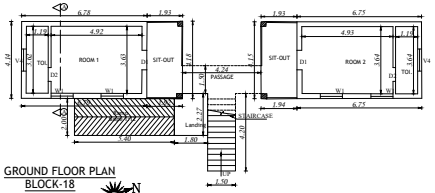

GROUND FLOOR PLAN
BLOCK-18
(ROOMS)

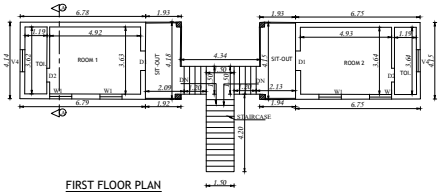

FIRST FLOOR PLAN
BLOCK-18
(ROOMS)

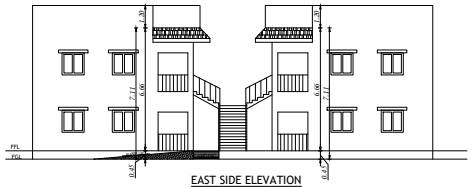

EAST SIDE ELEVATION
BLOCK-18
(ROOMS)

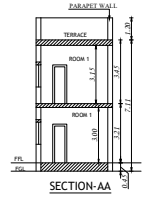

SECTION-AA
BLOCK-18
(ROOMS)

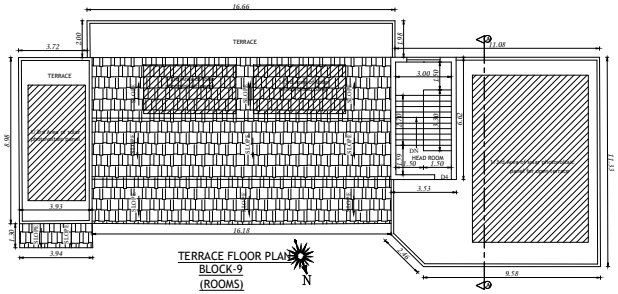

TERRACE FLOOR PLAN
BLOCK-9
(ROOMS)

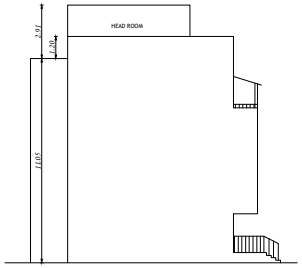

EAST SIDE ELEVATION
BLOCK-9
(ROOMS)

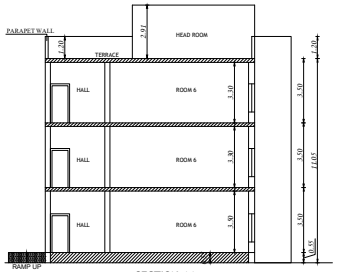

SECTION-AA
BLOCK-9
(ROOMS)

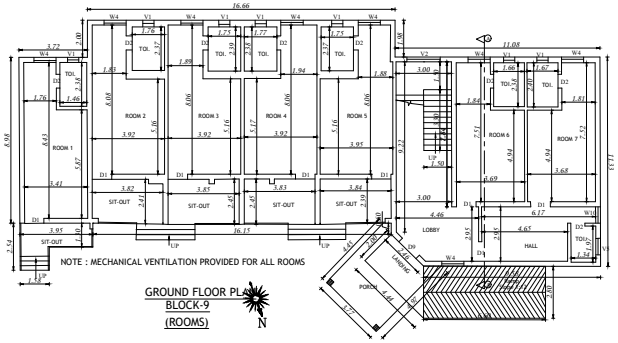

NOTE : MECHANICAL VENTILATION PROVIDED FOR ALL ROOMS

GROUND FLOOR PLAN
BLOCK-9
(ROOMS)

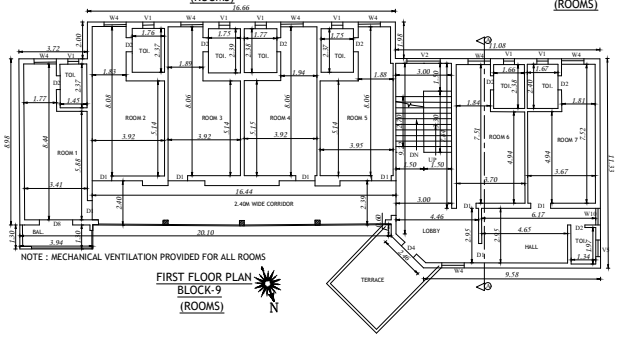

NOTE : MECHANICAL VENTILATION PROVIDED FOR ALL ROOMS

FIRST FLOOR PLAN
BLOCK-9
(ROOMS)

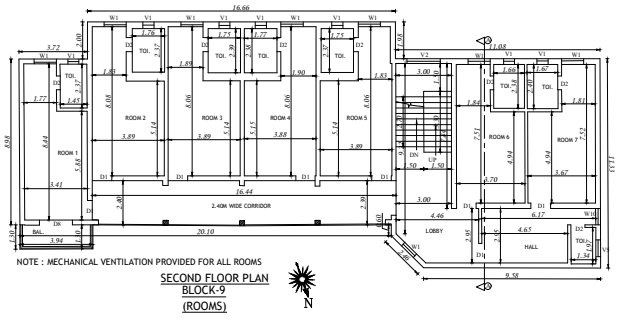

NOTE : MECHANICAL VENTILATION PROVIDED FOR ALL ROOMS

SECOND FLOOR PLAN
BLOCK-9
(ROOMS)

PLAN SHOWING THE PROPOSED CONSTRUCTION OF RESORT CUM CONVENTION CENTER AT S.NO.136/1A, 136/1B1, 136/1B2, 136/2A1A, 136/2B1, 136/2C1, 136/2C2, 136/3, 136/4A, 136/4B, 136/5, 136/6A1, 136/6A2, 136/6A3, 136/6A4, 136/6B, 137/1A, 137/1B,137/2, 138/1,138/2, EGAI VILLAGE, THIRUKAZHUKUNDRAM TALUK, CHENGALPATTU DISTRICT.

SCHEDULE OF JOINERY

TYPE	DESCRIPTION	SIZE
RS	ROLLING SHUTTER	2.400 x 3.000
D1	DOOR	1.050 x 2.100
D2	DOOR	0.750 x 2.100
D3	DOOR	1.520 x 2.100
D4	DOOR	0.900 x 2.100
D5	DOOR	2.100 x 2.100
D6	DOOR	0.980 x 2.100
D7	DOOR	1.800 x 2.400
D8	DOOR	1.800 x 2.100
D9	DOOR	1.380 x 2.400
D10	DOOR	1.200 x 2.100
D11	DOOR	1.400 x 1.800
D12	DOOR	1.520 x 2.400
D13	DOOR	1.440 x 2.400
SD	SLIDING DOOR	0.900 x 2.100
W	WINDOW	0.600 x 1.200
W1	WINDOW	1.200 x 1.200
W2	WINDOW	0.900 x 1.800
W3	WINDOW	1.520 x 1.370
W4	WINDOW	1.200 x 1.520
W5	WINDOW	1.800 x 1.370
W6	WINDOW	2.440 x 1.370
W7	WINDOW	1.200 x 1.830
W8	WINDOW	2.100 x 2.000
W9	WINDOW	0.900 x 1.370
W10	WINDOW	0.900 x 1.520
W11	WINDOW	1.200 x 1.370
W12	WINDOW	1.800 x 1.200
W13	WINDOW	0.780 x 1.800
W14	WINDOW	3.050 x 1.800
W15	WINDOW	0.900 x 2.300
W16	WINDOW	0.600 x 1.370
W17	WINDOW	1.200 x 0.900
W18	WINDOW	0.900 x 1.650
W19	WINDOW	1.520 x 1.200
W20	WINDOW	1.830 x 1.800
W21	WINDOW	0.690 x 1.500
W22	WINDOW	2.400 x 2.000
W23	WINDOW	0.600 x 2.000
W24	WINDOW	1.520 x 2.200
W25	WINDOW	2.400 x 0.900
W26	WINDOW	1.800 x 0.900
W27	WINDOW	1.200 x 2.000
W28	WINDOW	2.000 x 2.000
W29	WINDOW	1.600 x 1.500
W30	WINDOW	2.440 x 1.500
W31	WINDOW	3.600 x 1.200
W32	WINDOW	2.000 x 1.200
W33	WINDOW	2.100 x 1.500
FG	FIXED GLASS	1.800 x 2.000
FG1	FIXED GLASS	0.600 x 2.000
FG2	FIXED GLASS	2.440 x 2.250
FG3	FIXED GLASS	1.200 x 2.250
O	OPEN	2.920 x 0.900
J	JALLY	1.600 x 1.520
J1	JALLY	1.600 x 1.370
J2	JALLY	1.840 x 1.800
V	VENTILATOR	1.520 x 0.600
V1	VENTILATOR	0.750 x 0.750
V2	VENTILATOR	1.800 x 0.750
V3	VENTILATOR	0.600 x 1.200
V4	VENTILATOR	1.200 x 0.600
V5	VENTILATOR	0.900 x 0.600
V6	VENTILATOR	1.800 x 0.600
V7	VENTILATOR	0.600 x 0.750
V8	VENTILATOR	2.400 x 0.600
V9	VENTILATOR	1.800 x 0.900

COLOUR INDEX

- PROPOSED BUILDING
- SITE BOUNDARY
- EXISTING ROAD

OWNER :

ARCHITECT :

Dhivakar Architect
CA/2009/a3967
W3, 2nd Street, Kasthuribai Nagar
Avadi, Chennai - 600 054.
dhivakar.architect@gmail.com

STRUCTURAL ENGINEER :

S. SOUNDARAPANDIAN, M.E Structural
SE Grade I (R.P.) (R.No:CQ/AD/2/E/Q-1/21-1/98/19)
34, Surya Colony, Guindy, Ch-32. 9952144424

FOR OFFICE USE :

Block 08,09,17,18,19&41	SCALE 1 : 100
Plans,Elevation & Section	SHEET NO - 06/10

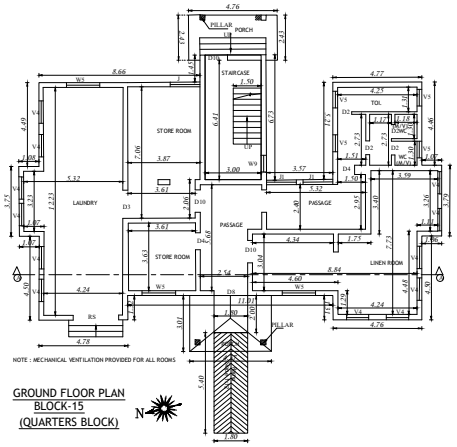

GROUND FLOOR PLAN
BLOCK-15
(QUARTERS BLOCK)

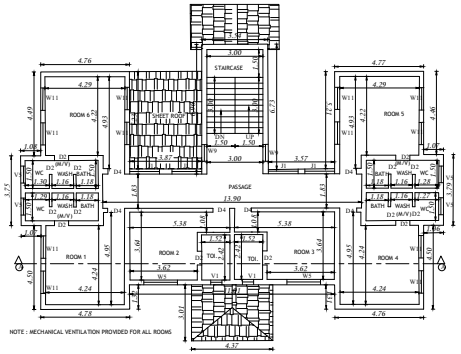

FIRST FLOOR PLAN
BLOCK-15
(QUARTERS BLOCK)

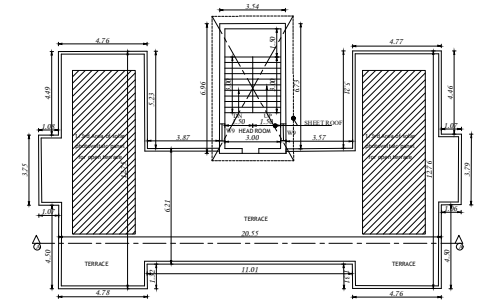

TERRACE FLOOR PLAN
BLOCK-15
(QUARTERS BLOCK)

WEST SIDE ELEVATION
BLOCK-15 (QUARTERS BLOCK)

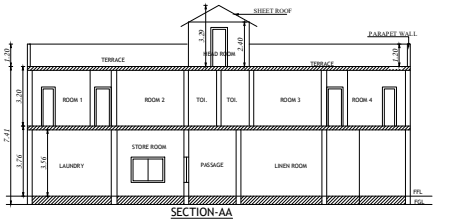

SECTION-AA
BLOCK-15 (QUARTERS BLOCK)

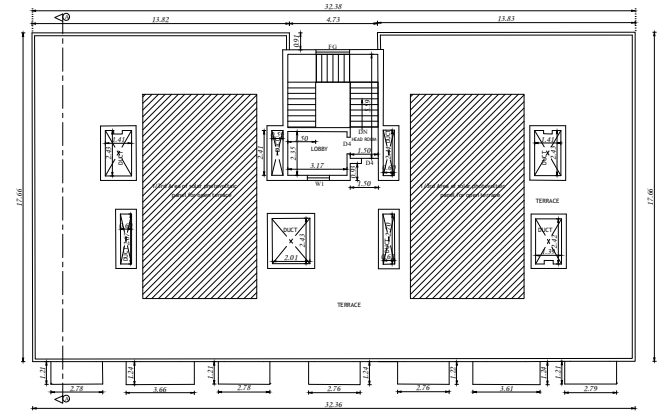

TERRACE FLOOR PLAN
BLOCK-14
(ROOMS)

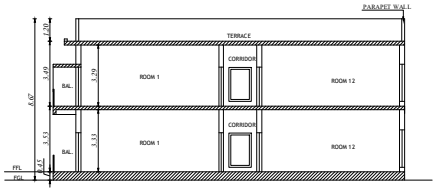

SECTION-AA
BLOCK-14
(ROOMS)

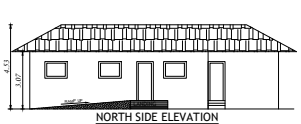

NORTH SIDE ELEVATION
BLOCK-25 (SERVICES)

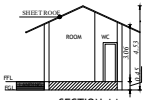

SECTION-AA

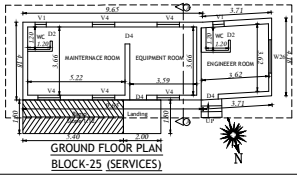

GROUND FLOOR PLAN
BLOCK-25 (SERVICES)

EAST SIDE ELEVATION
BLOCK-14
(ROOMS)

SECTION-AA
BLOCK-24
(ROOMS)

EAST SIDE ELEVATION
BLOCK-24
(ROOMS)

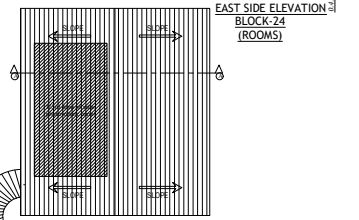

ROOF PLAN

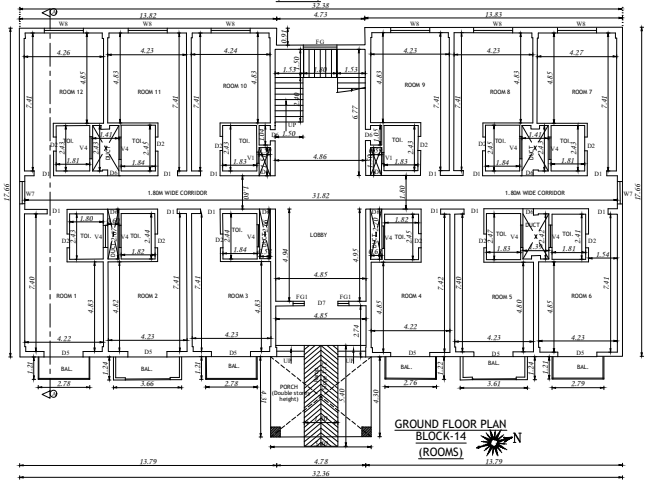

GROUND FLOOR PLAN
BLOCK-14
(ROOMS)

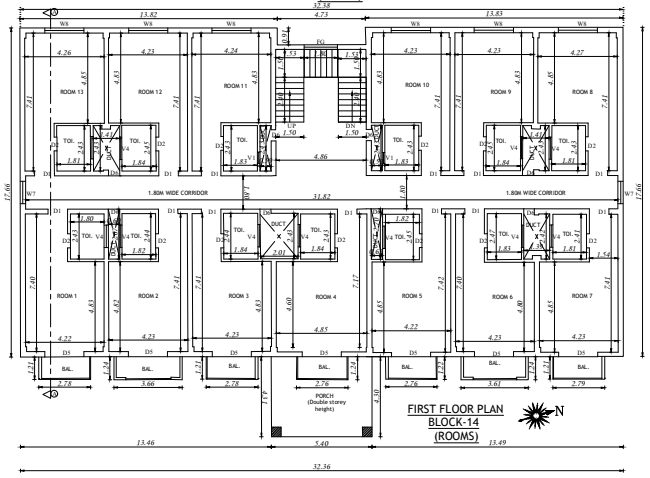

FIRST FLOOR PLAN
BLOCK-14
(ROOMS)

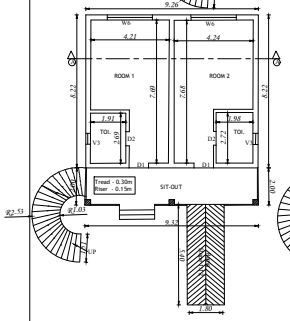

GROUND FLOOR PLAN
BLOCK-24 (ROOMS)

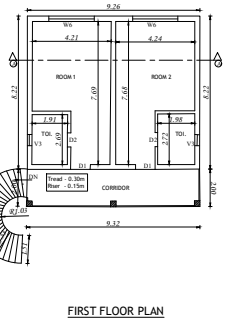

FIRST FLOOR PLAN
BLOCK-24
(ROOMS)

PLAN SHOWING THE PROPOSED CONSTRUCTION OF RESORT CUM CONVENTION CENTER AT S.NO.136/1A, 136/1B1, 136/1B2, 136/2A1A, 136/2B1, 136/2C1, 136/2C2, 136/3, 136/4A, 136/4B, 136/5, 136/6A1, 136/6A2, 136/6A3, 136/6A4, 136/6B, 137/1A, 137/1B,137/2, 138/1,138/2, EGAI VILLAGE, THIRUKAZHUKUNDRAM TALUK, CHENGALPATTU DISTRICT.

SCHEDULE OF JOINERY

TYPE	DESCRIPTION	SIZE
RS	ROLLING SHUTTER	2.400 x 5.000
D1	DOOR	1.050 x 2.100
D2	DOOR	0.750 x 2.100
D3	DOOR	1.520 x 2.100
D4	DOOR	0.900 x 2.100
D5	DOOR	2.100 x 2.100
D6	DOOR	0.580 x 2.100
D7	DOOR	1.800 x 2.400
D8	DOOR	1.800 x 2.100
D9	DOOR	1.300 x 2.400
D10	DOOR	1.200 x 2.100
D11	DOOR	1.400 x 1.800
D12	DOOR	1.520 x 2.400
D13	DOOR	1.440 x 2.400
SD	SLIDING DOOR	0.900 x 2.100
W	WINDOW	0.600 x 1.200
W1	WINDOW	1.200 x 1.200
W2	WINDOW	0.900 x 1.800
W3	WINDOW	1.520 x 1.370
W4	WINDOW	1.200 x 1.520
W5	WINDOW	1.800 x 1.370
W6	WINDOW	2.440 x 1.370
W7	WINDOW	1.200 x 1.830
W8	WINDOW	2.100 x 2.000
W9	WINDOW	0.900 x 1.370
W10	WINDOW	0.900 x 1.520
W11	WINDOW	1.200 x 1.370
W12	WINDOW	1.800 x 1.200
W13	WINDOW	0.700 x 1.800
W14	WINDOW	3.050 x 1.800
W15	WINDOW	0.900 x 2.300
W16	WINDOW	0.600 x 1.370
W17	WINDOW	1.200 x 0.900
W18	WINDOW	0.90(o.) x 1.650
W19	WINDOW	1.520 x 1.200
W20	WINDOW	1.830 x 1.800
W21	WINDOW	0.690 x 1.500
W22	WINDOW	2.400 x 2.000
W23	WINDOW	0.600 x 2.000
W24	WINDOW	1.520 x 2.200
W25	WINDOW	2.400 x 0.900
W26	WINDOW	1.800 x 0.900
W27	WINDOW	1.200 x 2.000
W28	WINDOW	2.000 x 2.000
W29	WINDOW	1.600 x 1.500
W30	WINDOW	2.440 x 1.500
W31	WINDOW	3.600 x 1.200
W32	WINDOW	2.000 x 1.200
W33	WINDOW	2.100 x 1.500
FG	FIXED GLASS	1.800 x 2.000
FG1	FIXED GLASS	0.600 x 2.000
FG2	FIXED GLASS	2.400 x 2.250
FG3	FIXED GLASS	1.200 x 2.250
O	OPEN	2.920 x 0.900
J	JALLY	1.600 x 1.520
J1	JALLY	1.600 x 1.370
J2	JALLY	1.840 x 1.300
V	VENTILATOR	1.520 x 0.600
V1	VENTILATOR	0.750 x 0.750
V2	VENTILATOR	1.800 x 0.750
V3	VENTILATOR	0.600 x 1.200
V4	VENTILATOR	1.200 x 0.900
V5	VENTILATOR	0.900 x 0.600
V6	VENTILATOR	1.800 x 0.600
V7	VENTILATOR	0.600 x 0.750
V8	VENTILATOR	2.400 x 0.600
V9	VENTILATOR	1.800 x 0.900

COLOUR INDEX

- PROPOSED BUILDING
- SITE BOUNDARY
- EXISTING ROAD

OWNER :

ARCHITECT :

Dhinesh T Architect
C.A / 2009 / 42967
18A, Thiruvalluvar Street, Tambaram.
Email / Contact : 9884876...
dhinesh.architect@gmail.com

STRUCTURAL ENGINEER :

S. SOUNDIRAPANDIAN, M.E.Structural
RE Grade I (STCP) (Ex No.CG/ALC/CG-1/2/13/38/15)
36, Nagiya Colony, Gamey, Ch-32. 9952349424

FOR OFFICE USE :

Block 14,15,24&25 Plans,Elevation & Section	SCALE 1 : 100
	SHEET NO - 07/10

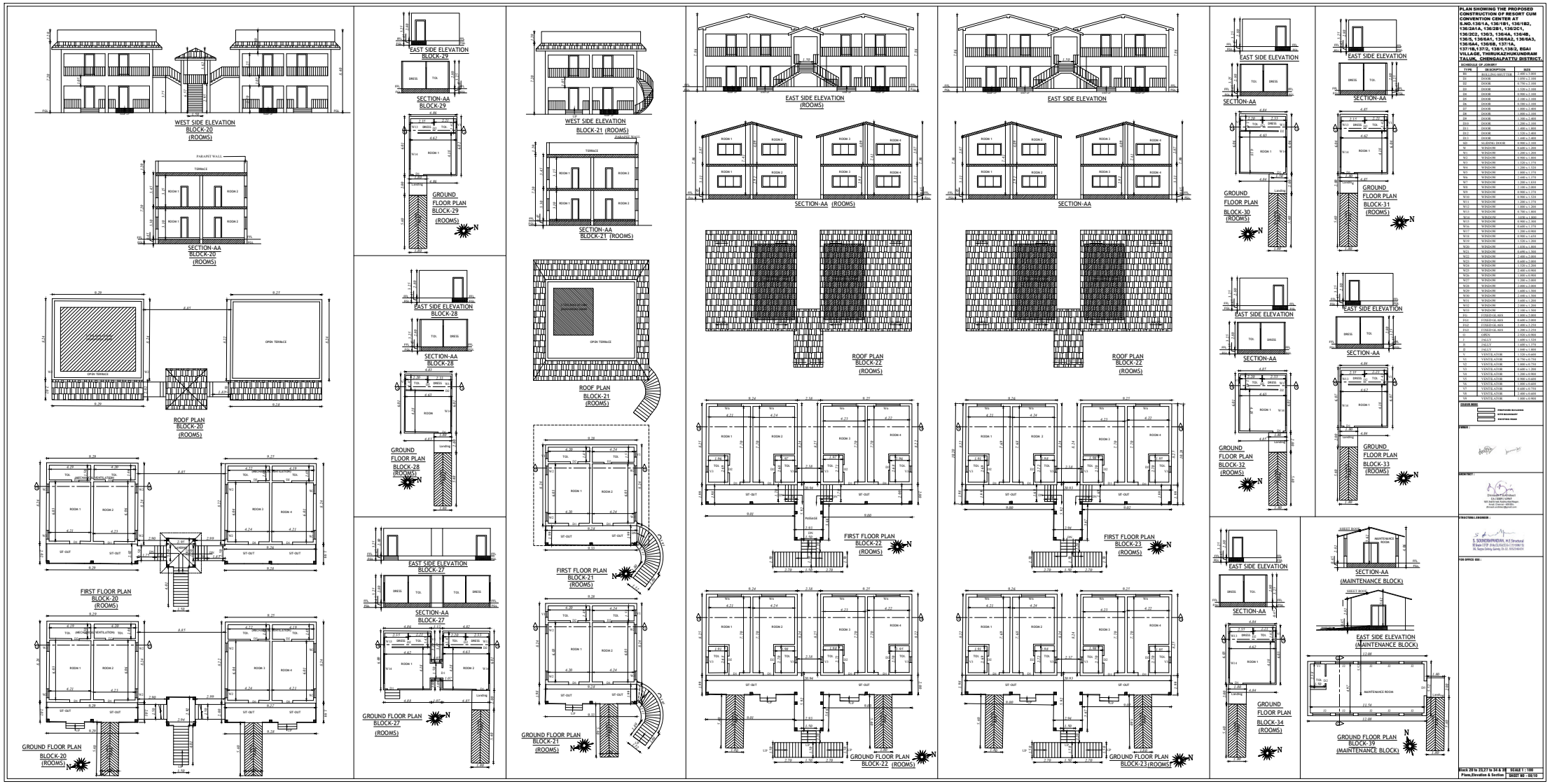

PLAN SHOWING THE PROPOSED CONSTRUCTION OF RESORT CUM CONVENTION CENTER AT S.NO.136/1A, 136/1B1, 136/1B2, 136/2A1A, 136/2B1, 136/2C1, 136/2C2, 136/3, 136/4A, 136/4B, 136/5, 136/6A1, 136/6A2, 136/6A3, 136/6A4, 136/6B, 137/1A, 137/1B, 137/2, 138/1, 138/2, EGAI VILLAGE, THIRUKAZHUKUNDRAM TALUK, CHENGALPATTU DISTRICT.

SCHEDULE OF JOINERY

TYPE	DESCRIPTION	SIZE
BV	BUILT UP SHUTTER	2.400 x 2.000
D	DOOR	2.400 x 2.100
D2	DOOR	2.750 x 2.100
D3	DOOR	2.320 x 2.100
D4	DOOR	0.900 x 2.100
D5	DOOR	2.100 x 2.100
D6	DOOR	0.750 x 2.100
D7	DOOR	1.800 x 2.400
D8	DOOR	1.800 x 2.100
D9	DOOR	1.200 x 2.400
D10	DOOR	1.200 x 2.100
D11	DOOR	1.000 x 2.100
D12	DOOR	1.020 x 2.400
D13	DOOR	1.000 x 2.400
GD	SLIDING DOOR	0.900 x 2.100
W	WINDOW	2.000 x 1.200
W1	WINDOW	1.200 x 1.200
W2	WINDOW	0.900 x 1.200
W3	WINDOW	1.320 x 1.170
W4	WINDOW	1.200 x 1.320
W5	WINDOW	1.800 x 1.170
W6	WINDOW	2.400 x 1.170
W7	WINDOW	1.200 x 1.610
W8	WINDOW	2.100 x 2.000
W9	WINDOW	0.900 x 1.170
W10	WINDOW	0.900 x 1.320
W11	WINDOW	1.200 x 1.170
W12	WINDOW	1.800 x 1.200
W13	WINDOW	0.750 x 1.800
W14	WINDOW	0.600 x 1.800
W15	WINDOW	1.200 x 2.000
W16	WINDOW	0.600 x 2.170
W17	WINDOW	1.200 x 0.900
W18	WINDOW	0.900 x 1.670
W19	WINDOW	1.320 x 1.200
W20	WINDOW	1.570 x 1.800
W21	WINDOW	0.600 x 1.500
W22	WINDOW	2.400 x 2.000
W23	WINDOW	1.200 x 2.000
W24	WINDOW	1.500 x 2.000
W25	WINDOW	2.400 x 0.900
W26	WINDOW	2.000 x 0.900
W27	WINDOW	1.200 x 2.000
W28	WINDOW	2.000 x 2.000
W29	WINDOW	1.500 x 1.500
W30	WINDOW	2.400 x 1.500
W31	WINDOW	2.000 x 1.500
W32	WINDOW	2.000 x 1.200
W33	WINDOW	2.100 x 1.500
FG	FIXED GLASS	1.800 x 2.000
FG1	FIXED GLASS	2.400 x 2.000
FG2	FIXED GLASS	2.400 x 2.210
FG3	FIXED GLASS	2.200 x 2.210
O	OPEN	2.520 x 0.900
F	FAULT	2.400 x 1.770
F1	FAULT	1.600 x 1.770
F2	FAULT	1.600 x 1.770
F3	FAULT	2.400 x 1.770
V	VENTILATOR	2.520 x 0.600
V1	VENTILATOR	2.750 x 0.750
V2	VENTILATOR	1.800 x 0.750
V3	VENTILATOR	2.400 x 0.750
V4	VENTILATOR	2.100 x 0.900
V5	VENTILATOR	2.400 x 0.900
V6	VENTILATOR	1.800 x 0.600
V7	VENTILATOR	2.400 x 0.750
V8	VENTILATOR	2.400 x 0.600
V9	VENTILATOR	2.400 x 0.900

COLOUR INDEX

- PROPOSED BUILDING
- SITE BOUNDARY
- EXISTING PARK

OWNER :

ARCHITECT :

Divakar P Architect
Ex.CEPH UNIT
161 Sector-ver, Kamraj Nagar,
Velachery, Chennai-42.
divakar.architect@gmail.com

STRUCTURAL ENGINEER :

S. SOMASUNDARAM, M.E Structural
Flat No.S1, Sai Krishna Apartments,
St. Thomas Mount Cantonment,
St. Thomas Colony Spring, Ch-16. 9952564015

FOR OFFICE USE :

Block 20 to 23,27 to 34 & 39	SCALE 1 : 100
Plans,Elevation & Section	SHEET NO - 08/10

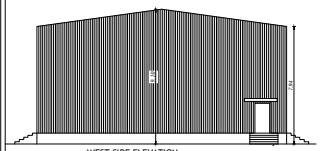

WEST SIDE ELEVATION
BLOCK-35
(INDDOR GAMES)

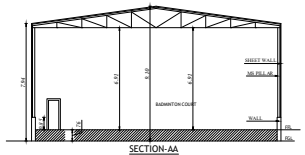

SECTION-AA
BLOCK-35
(INDDOR GAMES)

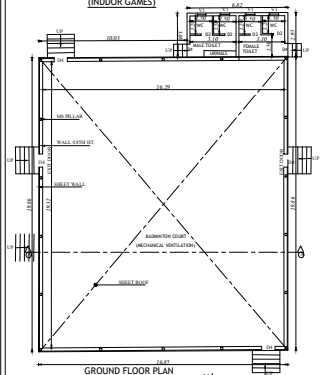

GROUND FLOOR PLAN
BLOCK-35
(INDOOR GAMES)



ROOF PLAN
BLOCK-35
(INDOOR GAMES)

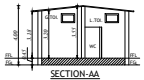

SECTION-AA
BLOCK-40 (TOILET)

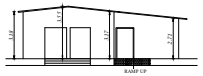

WEST SIDE ELEVATION
BLOCK-40 (TOILET)

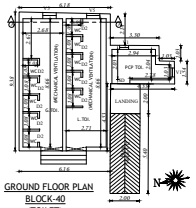

GROUND FLOOR PLAN
BLOCK-40
(TOILET)

SECTION-AA
BLOCK-42
(PUMP ROOM)

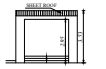

EAST SIDE ELEVATION
BLOCK-42
(PUMP ROOM)

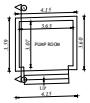

GROUND FLOOR PLAN
BLOCK-42
(PUMP ROOM)

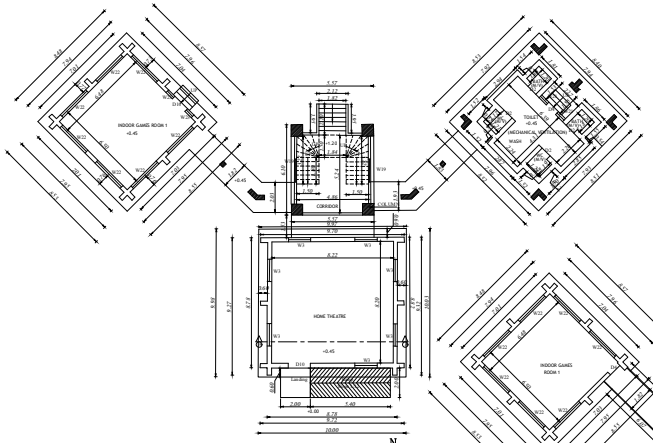

GROUND FLOOR PLAN
BLOCK-37
(HEALTH CLUB)

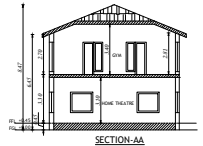

SECTION-AA
BLOCK-37
(HEALTH CLUB)

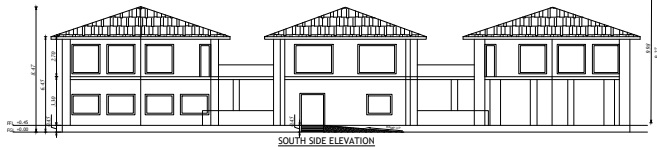

SOUTH SIDE ELEVATION
BLOCK-37
(HEALTH CLUB)

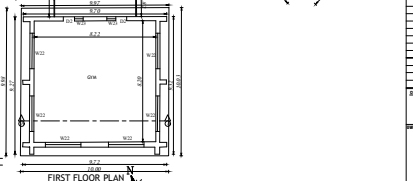

FIRST FLOOR PLAN
BLOCK-37
(HEALTH CLUB)

PLAN SHOWING THE PROPOSED CONSTRUCTION OF RESORT CUM CONVENTION CENTER AT S.NO.136/1A, 136/1B1, 136/1B2, 136/2A1A, 136/2B1, 136/2C1, 136/2C2, 136/3, 136/4A, 136/4B, 136/5, 136/6A1, 136/6A2, 136/6A3, 136/6A4, 136/6B, 137/1A, 137/1B,137/2, 138/1,138/2, EGAI VILLAGE, THIRUKAZHUKUNDRAM TALUK, CHENGALPATTU DISTRICT.

SCHEDULE OF JOINERY

TYPE	DESCRIPTION	SIZE
D3	ROLLING SHUTTER	2.400 x 1.800
D1	DOOR	1.050 x 2.100
D2	DOOR	0.750 x 2.100
D3	DOOR	1.520 x 2.100
D4	DOOR	0.900 x 2.100
D5	DOOR	2.300 x 2.100
D6	DOOR	3.500 x 2.100
D7	DOOR	1.800 x 2.400
D9	DOOR	1.800 x 2.100
D8	DOOR	1.300 x 2.400
D10	DOOR	1.500 x 2.100
D11	DOOR	1.400 x 1.800
D12	DOOR	1.520 x 2.400
D13	DOOR	1.400 x 2.400
SD	SLIDINGDOOR	3.000 x 2.100
W	WINDOW	1.600 x 1.200
W1	WINDOW	1.200 x 1.200
W2	WINDOW	0.600 x 1.800
W3	WINDOW	1.520 x 1.370
W4	WINDOW	1.200 x 1.520
W5	WINDOW	1.800 x 1.370
W6	WINDOW	2.400 x 1.370
W7	WINDOW	1.200 x 1.830
W8	WINDOW	2.00 x 2.000
W9	WINDOW	0.900 x 1.370
W10	WINDOW	0.600 x 1.520
W11	WINDOW	1.300 x 1.370
W12	WINDOW	0.900 x 1.200
W13	WINDOW	0.700 x 1.800
W14	WINDOW	1.050 x 1.800
W15	WINDOW	0.900 x 1.300
W16	WINDOW	3.400 x 1.370
W17	WINDOW	2.000 x 1.800
W18	WINDOW	0.900 x 1.650
W19	WINDOW	2.520 x 1.200
W20	WINDOW	3.030 x 1.800
W21	WINDOW	0.600 x 1.500
W22	WINDOW	2.400 x 2.000
W23	WINDOW	0.600 x 2.000
W24	WINDOW	1.520 x 2.200
W25	WINDOW	0.600 x 0.900
W26	WINDOW	1.800 x 0.900
W27	WINDOW	2.000 x 2.000
W28	WINDOW	2.000 x 2.000
W29	WINDOW	0.600 x 1.500
W30	WINDOW	2.400 x 1.500
W31	WINDOW	2.400 x 1.200
W32	WINDOW	2.000 x 1.200
W33	WINDOW	2.000 x 0.600
FG	FIXED GLASS	2.800 x 2.000
FG1	FIXED GLASS	3.400 x 2.000
FG2	FIXED GLASS	3.400 x 2.250
FG3	FIXED GLASS	1.200 x 2.250
O	OPEN	2.520 x 0.900
J	JALLY	1.600 x 1.520
J1	JALLY	1.600 x 1.370
J2	JALLY	1.800 x 1.800
V	VENTILATOR	0.60 x 0.600
V1	VENTILATOR	2.750 x 0.750
V2	VENTILATOR	1.600 x 0.750
V3	VENTILATOR	0.600 x 1.200
V4	VENTILATOR	1.200 x 0.900
V5	VENTILATOR	1.900 x 0.600
V6	VENTILATOR	1.800 x 0.600
V7	VENTILATOR	3.600 x 0.750
V8	VENTILATOR	1.400 x 0.600
V9	VENTILATOR	1.800 x 0.900

DRAWN INDEX

- PROPOSED BUILDING
- SITE BOUNDARY
- EXISTING ROAD

OWNER :

ARCHITECT :

Shivakumar Sankaranand
CA / 2008 / 41847
NEI Sterlite Technologies Limited
Anna Division, Ambattur
shivaas.sriman@gmail.com

STRUCTURAL ENGINEER :

S. SOUNDRAPANDIAN, M.E.Structural
SE Made I ETP (Fdn CLA/IS/CS/ CO1/1/00/01)
76, Tagore Colony Gating, Ch-32. 9952765424

FOR OFFICE USE :

Block 05, 26,35to38,40&42	SCALE 1 : 100
Plans,Elevation & Section	SHEET NO - 08/10

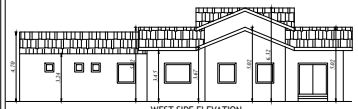

WEST SIDE ELEVATION
BLOCK-26

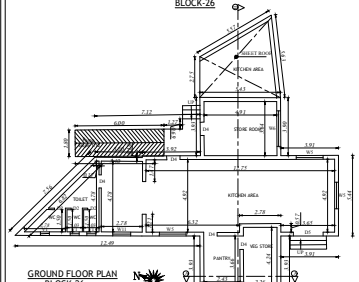

GROUND FLOOR PLAN
BLOCK-26
(KITCHEN BLOCK)

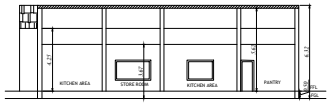

SECTION-BB
BLOCK-26

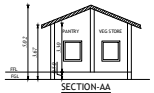

SECTION-AA
BLOCK-26

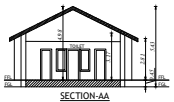

SECTION-AA
BLOCK-36

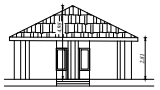

NORTH SIDE ELEVATION
BLOCK-36 (TOILET)

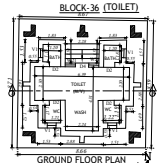

GROUND FLOOR PLAN
BLOCK-36
(TOILET)

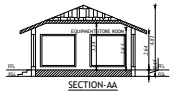

SECTION-AA
BLOCK-38
(FITNESS CENTRE)

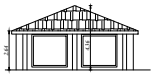

SOUTH SIDE ELEVATION
BLOCK-38

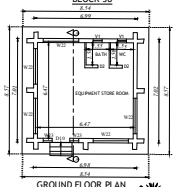

GROUND FLOOR PLAN
BLOCK-38
(FITNESS CENTRE)

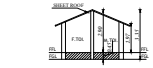

SECTION-AA
BLOCK-05

SOUTH SIDE ELEVATION
BLOCK-05

GROUND FLOOR PLAN
BLOCK-05
(SERVICES)

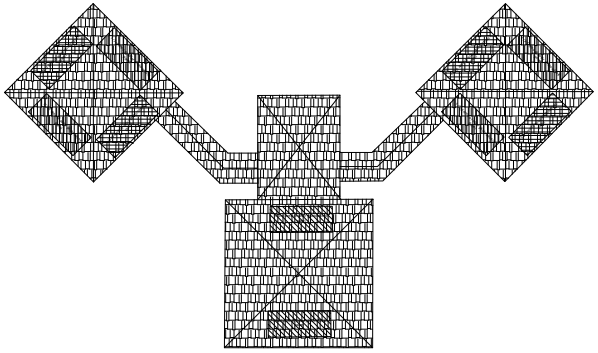

ROOF PLAN
BLOCK-37
(HEALTH CLUB)

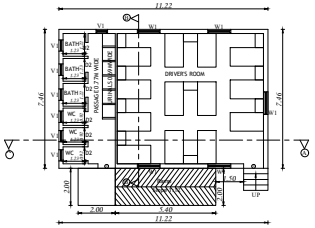

GROUND FLOOR PLAN
DRIVER'S ROOM BLOCK-46

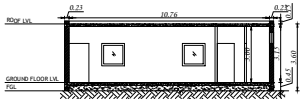

SECTION AA
DRIVER'S ROOM BLOCK-46

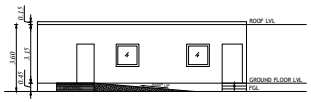

FRONT ELEVATION
DRIVER'S ROOM BLOCK-46

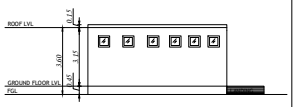

SIDE ELEVATION
DRIVER'S ROOM BLOCK-46

SECTION BB'
DRIVER'S ROOM BLOCK-46

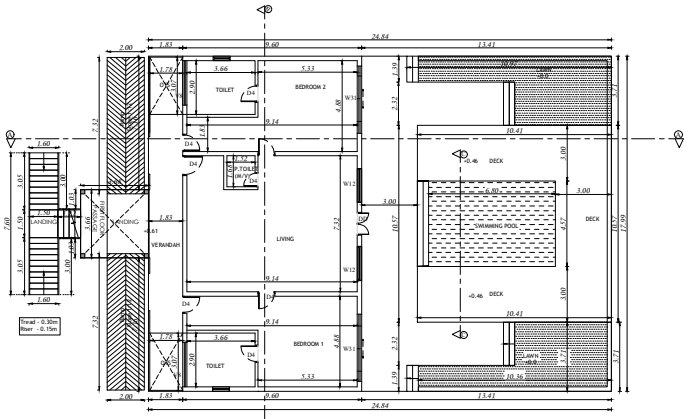

GROUND FLOOR PLAN
BLOCK-47
(VILLA)

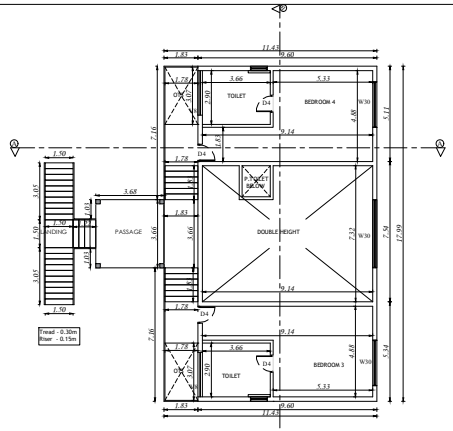

FIRST FLOOR PLAN
BLOCK-47
(VILLA)

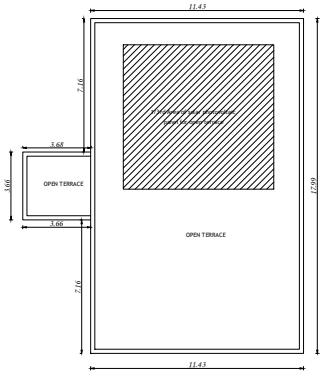

ROOF PLAN
(VILLA)

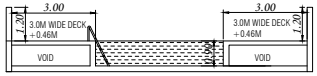

SWIMMING POOL SECTION C-C

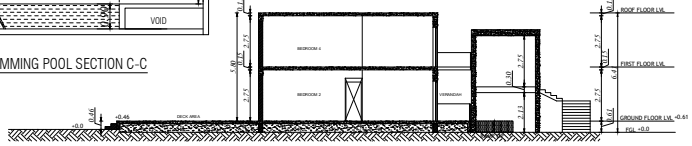

SECTION AA'
BLOCK-47
(VILLA)

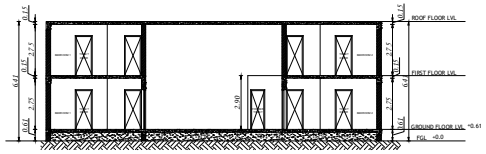

SECTION BB'
BLOCK-47
(VILLA)

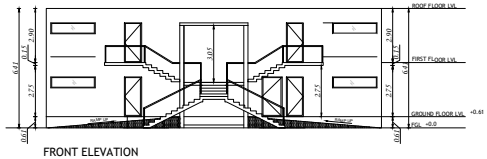

FRONT ELEVATION
BLOCK-47
(VILLA)

EAST SIDE ELEVATION
BLOCK-47
(VILLA)

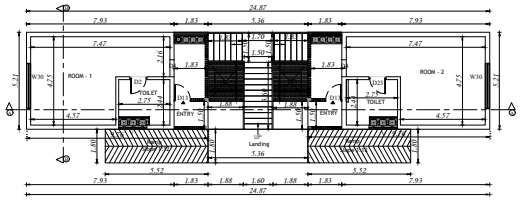

GROUND FLOOR PLAN
BLOCK-48,49,50,51,52,53,54
(ROOMS)

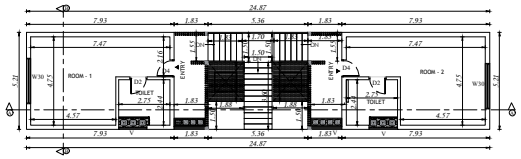

FIRST FLOOR PLAN
BLOCK-48,49,50,51,52,53,54
(ROOMS)

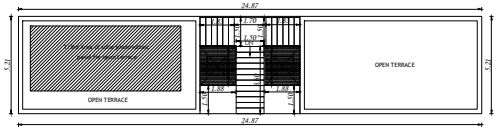

ROOF PLAN
BLOCK-48,49,50,51,52,53,54
(ROOMS)

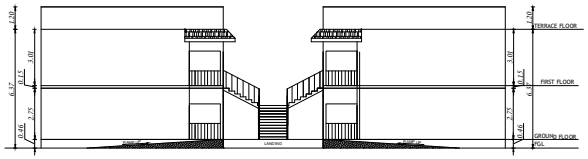

FRONT SIDE ELEVATION

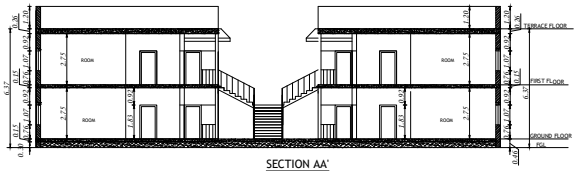

SECTION AA'

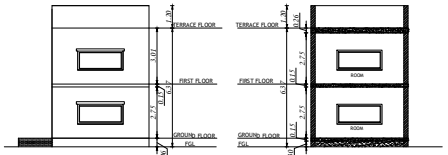

RIGHT SIDE ELEVATION

SECTION BB'

BLOCK-48,49,50,51,52,53,54
(ROOMS)

PLAN SHOWING THE PROPOSED CONSTRUCTION OF RESORT CUM CONVENTION CENTER AT S.NO.136/1A, 136/1B1, 136/1B2, 136/2A1A, 136/2B1, 136/2C1, 136/2C2, 136/3, 136/4A, 136/4B, 136/5, 136/6A1, 136/6A2, 136/6A3, 136/6A4, 136/6B, 137/1A, 137/1B,137/2, 138/1,138/2, EGAI VILLAGE, THIRUKAZHUKUNDRAM TALUK, CHENGALPATTU DISTRICT.

SCHEDULE OF JOINERY

TYPE	DESCRIPTION	SIZE
ES	BOLLING SHUTTER	2.400 x 3.000
D1	DOOR	1.050 x 2.100
D2	DOOR	0.750 x 2.100
D3	DOOR	1.520 x 2.100
D4	DOOR	0.900 x 2.100
D5	DOOR	2.100 x 2.100
D6	DOOR	0.580 x 2.100
D7	DOOR	1.800 x 2.400
D8	DOOR	1.800 x 2.100
D9	DOOR	1.300 x 2.400
D10	DOOR	1.200 x 2.100
D11	DOOR	1.400 x 1.800
D12	DOOR	1.520 x 2.400
D13	DOOR	1.440 x 2.400
SD	SLIDING DOOR	0.900 x 2.100
W	WINDOW	0.600 x 1.200
W1	WINDOW	1.200 x 1.200
W2	WINDOW	0.900 x 1.800
W3	WINDOW	1.520 x 1.370
W4	WINDOW	1.200 x 1.520
W5	WINDOW	1.800 x 1.370
W6	WINDOW	2.440 x 1.370
W7	WINDOW	1.200 x 1.830
W8	WINDOW	2.100 x 2.000
W9	WINDOW	0.900 x 1.370
W10	WINDOW	0.900 x 1.520
W11	WINDOW	1.200 x 1.370
W12	WINDOW	1.800 x 1.200
W13	WINDOW	0.700 x 1.800
W14	WINDOW	3.050 x 1.800
W15	WINDOW	0.900 x 2.300
W16	WINDOW	0.600 x 1.370
W17	WINDOW	1.200 x 0.900
W18	WINDOW	0.900 x 1.650
W19	WINDOW	1.520 x 1.200
W20	WINDOW	1.830 x 1.800
W21	WINDOW	0.600 x 1.500
W22	WINDOW	2.400 x 2.000
W23	WINDOW	0.600 x 2.000
W24	WINDOW	1.520 x 2.200
W25	WINDOW	2.400 x 0.900
W26	WINDOW	1.800 x 0.900
W27	WINDOW	1.200 x 2.000
W28	WINDOW	2.000 x 2.000
W29	WINDOW	1.600 x 1.500
W30	WINDOW	2.440 x 1.500
W31	WINDOW	3.600 x 1.200
W32	WINDOW	2.000 x 1.200
W33	WINDOW	2.100 x 1.500
FG	FIXED GLASS	1.800 x 2.000
FG1	FIXED GLASS	0.600 x 2.000
FG2	FIXED GLASS	2.400 x 2.250
FG3	FIXED GLASS	1.200 x 2.250
O	OPEN	2.920 x 0.900
J	JALLY	1.600 x 1.520
J1	JALLY	1.600 x 1.370
J2	JALLY	1.840 x 1.800
V	VENTILATOR	1.520 x 0.600
V1	VENTILATOR	0.750 x 0.750
V2	VENTILATOR	1.800 x 0.750
V3	VENTILATOR	0.600 x 1.200
V4	VENTILATOR	1.200 x 0.900
V5	VENTILATOR	0.900 x 0.600
V6	VENTILATOR	1.800 x 0.600
V7	VENTILATOR	0.600 x 0.750
V8	VENTILATOR	2.400 x 0.600
V9	VENTILATOR	1.800 x 0.900

COLOUR INDEX

- PROPOSED BUILDING
- SITE BOUNDARY
- EXISTING ROAD

OWNER :

ARCHITECT :

Dhinesh T Architect
CA / 2009 / 42967
18/1, Ganesh Nagar, Kolathur, Chennai.
Phone: Chennai - 600099.
dhinesh.architect@gmail.com

STRUCTURAL ENGINEER :

S. SOUNDIRAPANDIAN, M.E.Structural
RE Grade-I (STCP) (E/46/GCE/KU/CC/G-3/2019/067/01)
36, Bappa Colony, Guindy, Ch-32. 9952345424

FOR OFFICE USE :

Block 46,47, 48 to 54	SCALE 1 : 100
Plans,Elevation & Section	SHEET NO - 10/10

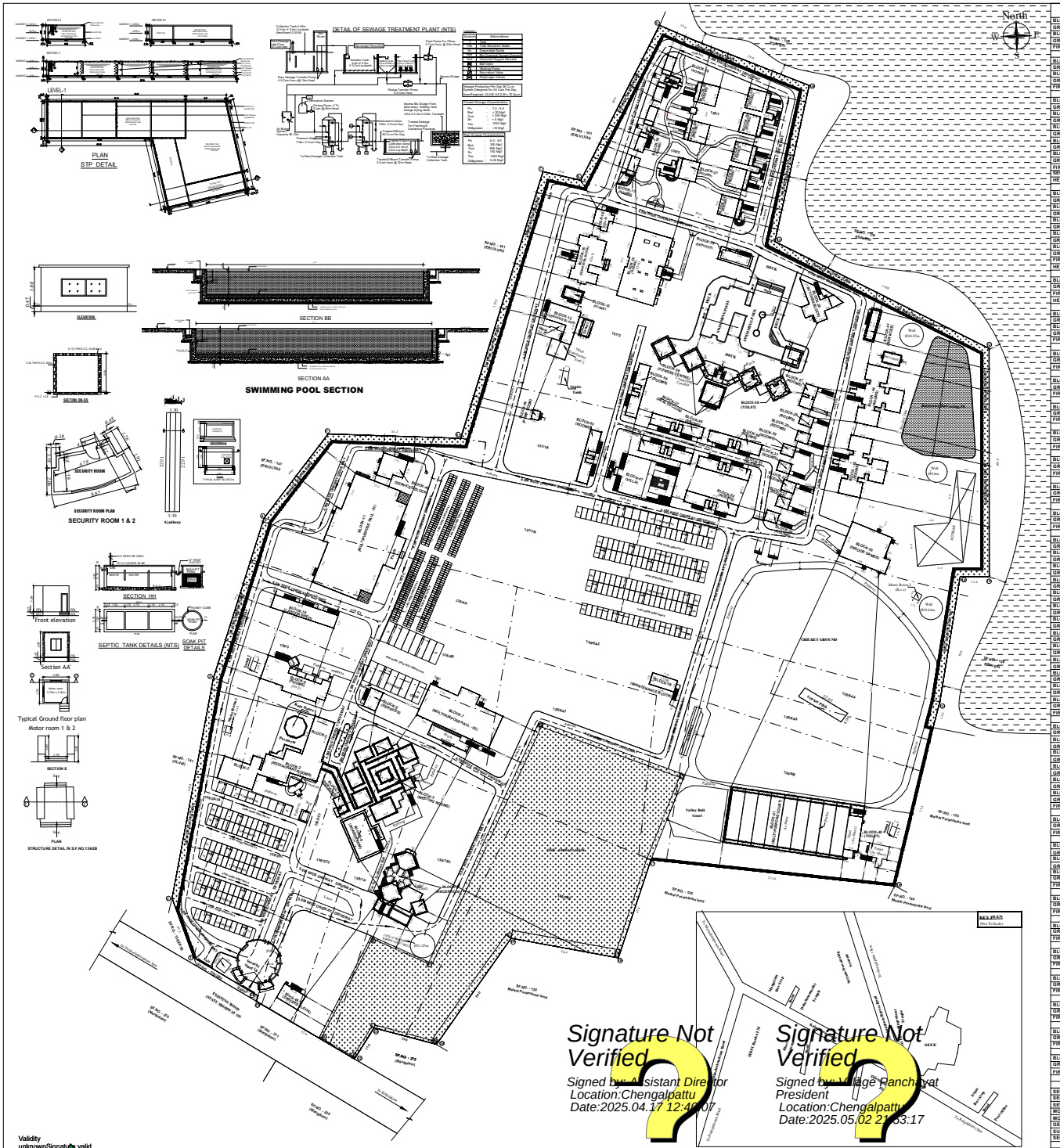

AREA STATEMENT	FSI AREA (IN SQ.MT.)	NON FSI AREA (IN SQ.MT.)	TTL BUILTUP AREA (IN SQ.MT.)	NO. OF GUEST ROOMS
BLOCK - 1 (MULTIPURPOSE COURT)				
GROUND FLOOR	1592.90	-	1592.90	-
BLOCK - 2 (RESTAURANT/ROOMS)				
GROUND FLOOR	741.07	-	741.07	-
FIRST FLOOR	130.43	-	130.43	02
SUB TOTAL	871.50	-	871.50	02
BLOCK - 3 (MEETING ROOMS)				
GROUND FLOOR	302.39	-	302.39	-
BLOCK - 4 (RECEPTION)				
GROUND FLOOR	397.64	-	397.64	01
FIRST FLOOR	58.25	-	58.25	01
SUB TOTAL	455.89	-	455.89	02
BLOCK - 5 (SERVICES)				
GROUND FLOOR	25.73	-	25.73	-
BLOCK - 6 (BOARDROOM)				
GROUND FLOOR	217.02	-	217.02	-
BLOCK - 7 (MULTIPURPOSE HALL - 02)				
GROUND FLOOR	743.97	-	743.97	-
BLOCK-8 (SERVICES)				
GROUND FLOOR	56.45	-	56.45	-
BLOCK - 9 (ROOMS)				
GROUND FLOOR	364.60	-	364.60	07
FIRST FLOOR	346.37	-	346.37	07
SECOND FLOOR	346.37	-	346.37	07
HEADROOM		23.54		-
SUB TOTAL	1057.14	23.54	1080.68	21
BLOCK-10 (LABOUR SHED)				
GROUND FLOOR	189.95	-	189.95	03
BLOCK-11 (MULTIPURPOSE HALL - 01)				
GROUND FLOOR	1557.89	-	1557.89	-
BLOCK-12 (SERVICES BLOCK)				
GROUND FLOOR	188.05	-	188.05	-
BLOCK-13 (STORE)				
GROUND FLOOR	33.53	-	33.53	-
BLOCK - 14 (ROOMS)				
GROUND FLOOR	596.21	-	596.21	12
FIRST FLOOR	592.71	-	592.71	13
HEADROOM		36.28		-
SUB TOTAL	1188.92	36.28	1225.20	25
BLOCK - 15 (QUARTERS BLOCK)				
GROUND FLOOR	266.04	-	266.04	-
FIRST FLOOR	221.96	-	221.96	06
HEADROOM		24.77		-
SUB TOTAL	488.00	24.77	512.77	06
BLOCK - 16 (VILLA)				
GROUND FLOOR	65.37	-	65.37	03
BLOCK-17 (ROOMS)				
GROUND FLOOR	48.15	-	48.15	01
FIRST FLOOR	36.34	-	36.34	01
SUB TOTAL	84.39	-	84.39	02
BLOCK-18 (ROOMS)				
GROUND FLOOR	85.52	-	85.52	02
FIRST FLOOR	79.22	-	79.22	02
SUB TOTAL	164.74	-	164.74	04
BLOCK-19 (ROOMS)				
GROUND FLOOR	85.70	-	85.70	02
FIRST FLOOR	79.85	-	79.85	02
SUB TOTAL	165.55	-	165.55	04
BLOCK-20 (ROOMS)				
GROUND FLOOR	219.33	-	219.33	04
FIRST FLOOR	209.45	-	209.45	04
SUB TOTAL	428.78	-	428.78	08
BLOCK-21 (ROOMS)				
GROUND FLOOR	100.55	-	100.55	02
FIRST FLOOR	94.93	-	94.93	02
SUB TOTAL	195.48	-	195.48	04
BLOCK-22 (ROOMS)				
GROUND FLOOR	217.82	-	217.82	04
FIRST FLOOR	214.60	-	214.60	04
SUB TOTAL	432.42	-	432.42	08
BLOCK-23 (ROOMS)				
GROUND FLOOR	218.46	-	218.46	04
FIRST FLOOR	214.55	-	214.55	04
SUB TOTAL	433.01	-	433.01	08
BLOCK-24 (ROOMS)				
GROUND FLOOR	104.77	-	104.77	02
FIRST FLOOR	94.99	-	94.99	02
SUB TOTAL	199.76	-	199.76	04
BLOCK-25 (SERVICES)				
GROUND FLOOR	55.86	-	55.86	-
BLOCK-26 (KITCHEN BLOCK)				
GROUND FLOOR	167.60	-	167.60	-
BLOCK-27 (ROOMS)				
GROUND FLOOR	60.04	-	60.04	02
BLOCK-28 (ROOMS)				
GROUND FLOOR	29.02	-	29.02	01
BLOCK-29 (ROOMS)				
GROUND FLOOR	29.10	-	29.10	01
BLOCK-30 (ROOMS)				
GROUND FLOOR	29.34	-	29.34	01
BLOCK-31 (ROOMS)				
GROUND FLOOR	29.31	-	29.31	01
BLOCK-32 (ROOMS)				
GROUND FLOOR	29.15	-	29.15	01
BLOCK-33 (ROOMS)				
GROUND FLOOR	29.38	-	29.38	01
BLOCK-34 (ROOMS)				
GROUND FLOOR	29.19	-	29.19	01
BLOCK-35 (INDOOR GAMES)				
GROUND FLOOR	354.73	-	354.73	-
BLOCK-36 (TOILET)				
GROUND FLOOR	36.89	-	36.89	-
BLOCK-37 (HEALTH CLUB)				
GROUND FLOOR	297.16	-	297.16	-
FIRST FLOOR	297.15	-	297.15	-
SUB TOTAL	594.30	-	594.30	-
BLOCK-38 (FITNESS CENTRE)				
GROUND FLOOR	50.49	-	50.49	-
BLOCK-39 (MAINTENANCE BLOCK)				
GROUND FLOOR	66.66	-	66.66	-
BLOCK-40 (TOILET)				
GROUND FLOOR	67.72	-	67.72	-
BLOCK-41 (SERVICES)				
GROUND FLOOR	47.95	-	47.95	-
BLOCK-42 (PUMP ROOM)				
GROUND FLOOR	14.93	-	14.93	-
BLOCK-43 (ROOMS)				
GROUND FLOOR	344.27	-	344.27	06
FIRST FLOOR	322.85	-	322.85	06
SUB TOTAL	667.12	-	667.12	12
BLOCK-44 (ROOMS)				
GROUND FLOOR	344.27	-	344.27	06
FIRST FLOOR	322.85	-	322.85	06
SUB TOTAL	667.12	-	667.12	12
BLOCK-45 (SERVICES BLOCK)				
GROUND FLOOR	116.62	-	116.62	-
BLOCK-46 (DRIVERS BLOCK)				
GROUND FLOOR	83.73	-	83.73	-
BLOCK-47 (VILLA)				
GROUND FLOOR	208.82	-	208.82	02
FIRST FLOOR	127.75	-	127.75	02
SUB TOTAL	336.57	-	336.57	04
BLOCK-48 (ROOMS)				
GROUND FLOOR	121.73	-	121.73	02
FIRST FLOOR	117.77	-	117.77	02
SUB TOTAL	239.50	-	239.50	04
BLOCK-49 (ROOMS)				
GROUND FLOOR	121.73	-	121.73	02
FIRST FLOOR	117.77	-	117.77	02
SUB TOTAL	239.50	-	239.50	04
BLOCK-50 (ROOMS)				
GROUND FLOOR	121.73	-	121.73	02
FIRST FLOOR	117.77	-	117.77	02
SUB TOTAL	239.50	-	239.50	04
BLOCK-51 (ROOMS)				
GROUND FLOOR	121.73	-	121.73	02
FIRST FLOOR	117.77	-	117.77	02
SUB TOTAL	239.50	-	239.50	04
BLOCK-52 (ROOMS)				
GROUND FLOOR	121.73	-	121.73	02
FIRST FLOOR	117.77	-	117.77	02
SUB TOTAL	239.50	-	239.50	04
BLOCK-53 (ROOMS)				
GROUND FLOOR	121.73	-	121.73	02
FIRST FLOOR	117.77	-	117.77	02
SUB TOTAL	239.50	-	239.50	04
BLOCK-54 (ROOMS)				
GROUND FLOOR	121.73	-	121.73	02
FIRST FLOOR	117.77	-	117.77	02
SUB TOTAL	239.50	-	239.50	04
TOTAL	16469.23	84.59	16692.82	169
SECURITY ROOM 1	18.87	-	18.87	-
SECURITY ROOM 2	18.87	-	18.87	-
SEWAGE TREATMENT PLANT	645.11	-	645.11	-
MOTOR ROOM 1	8.10	-	8.10	-
MOTOR ROOM 2	8.10	-	8.10	-
GENSET	36.63	-	36.63	-
SUMP	10.60	-	10.60	-
SEPTIC TANK	17.79	-	17.79	-
SUB TOTAL	764.05	-	764.05	-
GRAND TOTAL	17172.29	84.59	17256.88	169

PLAN SHOWING THE PROPOSED CONSTRUCTION OF RESORT CUM CONVENTION CENTER AT S.NO.136/1A, 136/1B1, 136/1B2, 136/2A1A, 136/2B1, 136/2C1, 136/2C2, 136/3, 136/4A,136/4B, 136/5, 136/6A1, 136/6A2, 136/6A3, 136/6A4, 136/6B, 137/1A, 137/1B,137/2, 138/1,138/2, EGAI VILLAGE, THIRUKAZHUKUNDRAM TALUK, CHENGALPATTU DISTRICT.

AREA STATEMENT

PATTA AREA - 100647 SQM

FSI ACHIEVED - $\frac{17172.29 \text{ SQM}}{100647 \text{ SQM}}$ = 0.171

OSR AREA DETAILS (IN SQ.M.)

DESCRIPTION	REQUIRED	PROVIDED
OSR AREA	10064.70 (10%)	10084.91(10.02%)

DRIVER'S ROOM CALCULATIONS:

TOTAL NO. OF GUEST ROOMS = 166

1. BED SPACE

REQUIRED BED SPACE = 1 BED SPACE FOR EVERY 8 ROOMS

$= \frac{166}{8} = 20.75$ NOS = 21 NOS

PROVIDED BED SPACE = 26 NOS

2. TOILET AND BATHROOM

REQUIRED TOILET AND BATHROOM = 1 TOILET AND BATHROOM SPACE FOR EVERY 8 ROOMS

$= \frac{21}{8} = 3$ NOS

PROVIDED TOILET = 3 NOS

PROVIDED BATHROOM = 3 NOS

PARKING DETAILS

S.NO	PARKING DETAILS	PCP		OTHERS		TOTAL
		REQUIRED	PROVIDED	REQUIRED	PROVIDED	
01.	CAR PARKING	08	26	71	226	252
02.	TWO WHEELER PARKING	26	35	259	385	420
03.	BUS PARKING	-	00	16	16	

PARKING CALCULATIONS:

1. CAR PARKING

A) REQUIRED CAR PARKING NOS FOR RESTAURANT AREA = 1 CAR SPACE FOR EVERY 100 Sqm OF FSI AREA

RESTAURANT AREA = 258.83 SQ.M.

$= \frac{258.83 \text{ SQ.M.}}{100} = 3$ NOS

B) REQUIRED CAR PARKING NOS FOR MULTI PURPOSE HALL 1 & 2 = 1 CAR SPACE FOR EVERY 50 Sqm OF FSI AREA

MULTI PURPOSE HALL 1 & 2 SEATING AREA = 785.37 SQ.M.

$= \frac{785.37 \text{ SQ.M.}}{50} = 16$ NOS

C) REQUIRED CAR PARKING NOS FOR GUEST ROOM = 1 CAR SPACE FOR EVERY 10 GUEST ROOMS

TOTAL NO. OF GUEST ROOMS = 169 NOS

$= \frac{169}{10} = 17$ NOS

D) REQUIRED CAR PARKING NOS FOR NON ROOM AREA = 1 CAR SPACE FOR EVERY 100 Sqm OF FSI AREA

NON ROOM AREA = 3463.06 SQ.M.

$= \frac{3463.06 \text{ SQ.M.}}{100} = 35$ NOS

REQUIRED CAR PARKING NOS = 3+16+17+35 = 71 NOS

PROVIDED CAR PARKING NOS = 226 NOS

2. TWO WHEELER PARKING

A) REQUIRED TWO WHEELER PARKING NOS FOR RESTAURANT AREA = 1 TWO WHEELER SPACE FOR EVERY 50Sqm OF FSI AREA

$= \frac{258.83 \text{ SQ.M.}}{50} = 6$ NOS

B) REQUIRED TWO WHEELER PARKING NOS FOR MULTI PURPOSE HALL 1 & 2 = 1 TWO WHEELER SPACE FOR EVERY 50Sqm OF FSI AREA

MULTI PURPOSE HALL 1 & 2 SEATING AREA $= \frac{785.37 \text{ SQ.M.}}{50} = 16$ NOS

C) REQUIRED TWO WHEELER PARKING NOS FOR GUEST ROOM AREA = 1 TWO WHEELER SPACE FOR EVERY 50Sqm OF FSI AREA

GUEST ROOM AREA $= \frac{8309.47 \text{ SQ.M.}}{50} = 167$ NOS

D) REQUIRED TWO WHEELER PARKING NOS FOR NON ROOM AREA = 1 TWO WHEELER SPACE FOR EVERY 50Sqm OF FSI AREA

NON ROOM AREA $= \frac{3460.06 \text{ SQ.M.}}{50} = 70$ NOS

REQUIRED TWO WHEELER PARKING = 6+16+167+70 = 259 NOS

PROVIDED TWO WHEELER PARKING = 385 NOS

COLOUR INDEX

- PROPOSED BUILDING
- SITE BOUNDARY
- EXISTING ROAD

OWNER :

ARCHITECT :

Dhinesh Parthasarathi
CA / 2009 / 42967
16/5, 2nd Street, Kamdar Nagar,
Avadi, Chennai - 600 054.
dhinesh.architect@gmail.com

STRUCTURAL ENGINEER :

S. SOUNDRAPANDIAN, M.E.Structural
M.Sc(Psychology) (Reg.No.SA/SE/04 12919/M/15)
M. Sayee Colony, Guindy, Ch-32. 9952194424

SITE PLAN	SCALE 1 : 600
	SHEET NO - 1/10