PP APPROVAL RECORD

Planning Permission

Reddykuppam

Chengalpattu district, Tamil Nadu

APPROVAL TYPE
Building Plan

ISSUING AUTHORITY
Rural Panchayat

PURPOSE
Residential

The approval as the planning authority issued it, reproduced in full behind this page.

An approval speaks to what was sanctioned, not to what was built. Completion is a separate record.

Verified RealEstate™

3/350/2 Mettukuppam,
OMR Thoraipakkam,
Chennai 600 097, India

hello@verified.realestate

+91 9996 12 9996

verified.realestate


RAMP 1:6.25
RAMP 1:6.25
RAMP 1:6.25



COMBINED SECOND FLOOR PLAN

COMBINED FIRST FLOOR PLAN

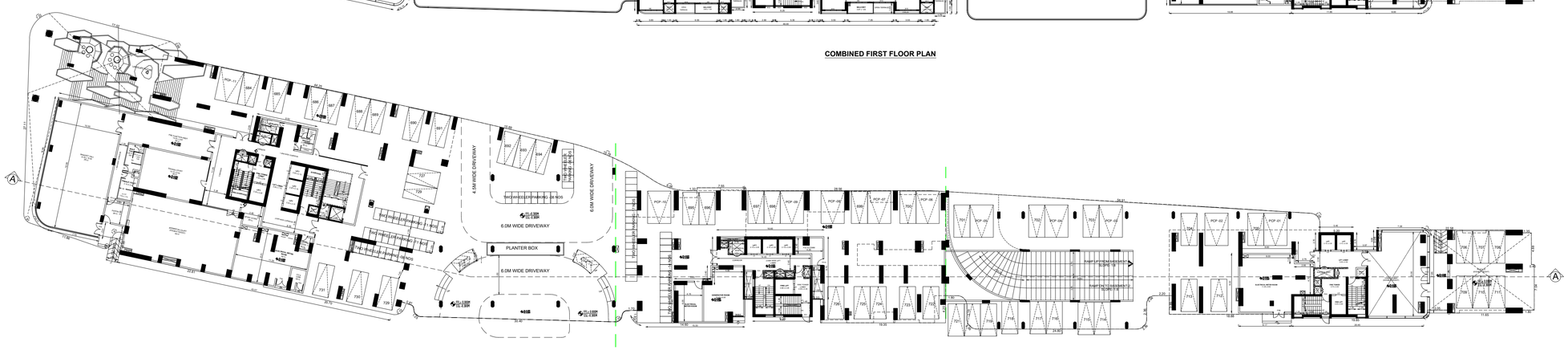

COMBINED GROUND FLOOR & STILT FLOOR PLAN

WINDOWS SCHEDULE (ALL DIMENSIONS ARE IN MM & (APPROX)ED SIZES)		
TAG	DESCRIPTION	OPENING SIZE (MM)
W1	ALUMN. FRAME GLASS SLIDING DOOR	6000 x 2450
W2	ALUMN. FRAME GLASS SLIDING WINDOW	6000 x 2300
W3	ALUMN. FRAME GLASS SLIDING WINDOW	3000 x 2300
W4	ALUMN. FRAME GLASS SLIDING DOOR	3000 x 2450
W5	ALUMN. FRAME GLASS SLIDING WINDOW	2400 x 2300
W5A	ALUMN. FRAME GLASS SLIDING DOOR	2400 x 2450
W6	ALUMN. FRAME GLASS SLIDING WINDOW	2400 x 2300
	FIXED PANEL (1200+1200)	2400 x 2300
W7	ALUMN. FRAME GLASS SLIDING WINDOW	2400 x 2300
	FIXED PANEL (1200+500)	1700 x 2300
W8	ALUMN. FRAME GLASS SLIDING WINDOW	3000 x 2300
	FIXED PANEL (1200+1200)	2400 x 2300
W9	ALUMN. FRAME GLASS FIXED WINDOW	1500 x 2300
W10	ALUMN. FRAME GLASS SLIDING WINDOW	1500 x 1200
W11	ALUMN. FRAME CASEMENT WINDOW	900 x 2300
	FIXED PANEL (850+1200)	2050 x 2300
W11A	ALUMN. FRAME GLASS SLIDING DOOR	1750 x 2450
	FIXED PANEL (1200)	1200 x 2450
W12	ALUMN. FRAME GLASS SLIDING WINDOW	1800 x 2300
W12A	ALUMN. FRAME GLASS SLIDING DOOR	1800 x 2450
W13	ALUMN. FRAME GLASS SLIDING WINDOW	1800 x 1200
W14	ALUMN. FRAME GLASS TOP HUNG WINDOW	1200 x 2300
W15	ALUMN. FRAME GLASS TOP HUNG WINDOW	900 x 2300
W16	OPENABLE ALUM. FRAME GLASS WINDOW	900 x 2300
W17	OPENABLE ALUM. FRAME GLASS WINDOW	750 x 2300
W18	OPENABLE, ALUM. FRAME GLASS WINDOW	750 x 1200
W19	TOP HUNG ALUM. FRAME GLASS WINDOW	600 x 1200
W20	OPENABLE ALUM. FRAME GLASS WINDOW	800 x 1200
W21	OPENABLE ALUM. FRAME GLASS WINDOW	900 x 1200
W22	CURTAIN GLAZING	1250 x 2450

DOORS OPENING SCHEDULE (ALL DIMENSIONS ARE IN MM & (APPROX)ED SIZES)		
TAG	DESCRIPTION	OPENING SIZE (MM)
D1	WOODEN FLUSH DOOR	1200 x 2450
D2	WOODEN FLUSH DOOR	900 x 2450
D4	WOODEN FLUSH DOOR	800 x 2450
FD1	FIRE RATED METAL DOOR	1200 x 2450
FD2	FIRE RATED METAL DOOR	1200 x 2100
FD3	FIRE RATED METAL DOOR	1150 x 2100
FD4	FIRE RATED METAL DOOR	900 x 2100

DOORS OPENING SCHEDULE (ALL DIMENSION ARE IN MM & ARE FROM FFL)		
DOOR TAG	DESCRIPTION	OPENING SIZE IN (MM)
FD1A	2HR FIRE RATED METAL DOOR, METAL FRAME	1200X2400
FD5	2HR FIRE RATED METAL DOOR, METAL FRAME	1050X2400
FD6	2HR FIRE RATED METAL DOOR, METAL FRAME	1200X2400
FD8	2HR FIRE RATED METAL DOOR, METAL FRAME	1800X2400
FD9	2HR FIRE RATED METAL DOOR, METAL FRAME	2000X2400
D2	WOODEN FLUSH DOOR	900X2400
D4	WOODEN FLUSH DOOR	800X2400
D5	WOODEN FLUSH DOOR	900X2400
D5A	WOODEN FLUSH DOOR	1200X2400
D6	WOODEN FLUSH DOOR	1800X2400
D7	WOODEN FLUSH DOOR	1500X2400
D8	WOODEN FLUSH DOOR	1200X2400
RS1	ROLLING SHUTTER	2500X2400
RS2	ROLLING SHUTTER	1650X2400

BLOCK -01(TOWER-1,2 & 3) | SHEET NO: 02 / 08

PLAN SHOWING THE PROPOSED CONSTRUCTION OF RESIDENTIAL BUILDING CONSISTS OF EXTENDED DOUBLE BASEMENT FLOORS + TOWER 01 - GROUND + 34 FLOORS WITH SWIMMING POOL AT 3RD FLOOR LEVEL + TOWER 02 - GROUND + 33 FLOORS, TOWER 03 - GROUND + 33 FLOORS COMPRISED IN S.F.NO: 8/2B1A, 8/2B1F1A, 8/15, 8/19, 8/20 AT KANATHUR REDDYKUPPAM VILLAGE, THIRUPORUR TALUK, CHENGALPATTU DISTRICT.

NOTE : ALL DIMENSIONS AREA IN METER

SPECIFICATION :

FOUNDATION	:	RCC 1:11/2:3 M25 Concrete Column footing Laid Over sand filling and PCC 1:4:8.
RCC WORK	:	All Column, Beams, Roof Slab, Lintel,& Sunshade are in CC 1:11/2:3(M-25)
BRICKWORK	:	B.W in Basement & Superstructure are in CM 1:5.
JOINERY	:	Joineries are made with Steel (or) first class teak wood.
WEATHERING COURSE	:	9" x 9" Pressed Tiles laid over the Brick Jelly with Lime mortor and sloped with water proofing compound.
PLASTERING	:	Ceiling plastering with CM 1:3Inside & Outside walls are plastering with CM 1:4.
PAINTING	:	White washing with two coats over the one coat of primer for Ceiling.Colour washing with two coats over one coat of primer for all Walls.

COLOUR INDEX :

PROPOSED
BOUNDARY
ROAD
DRIVEWAY

REFERENCE :

SCALE : 1:100
DATE : 24 MAR 2025

N W E S

MECHANICAL VENTILATION AND FIRE PROTECTION SYSTEM PROVIDED FOR ENTIRE BUILDING

APPLICANT :

For Aitis Properties Private Limited
Director

ARCHITECT / REGISTERED ENGINEER :

Dhinesh T Architect
CA/2009/43967
10/1,2nd Street, Kasthuribai Nagar,
Avadi, Chennai - 600 054.
dhinesh.architect@gmail.com

REGISTERED STRUCTURAL ENGINEER :

S. SATHEESAN, M.Tech (Struct.)
Registered Structural Engineer
DTCP Regn. No.COLD/ST-1/CG-I-2019/27020
Valid upto 15.10.2029
New No 31, Old No.14, Second Avenue,
Adyar, Chennai - 600 020

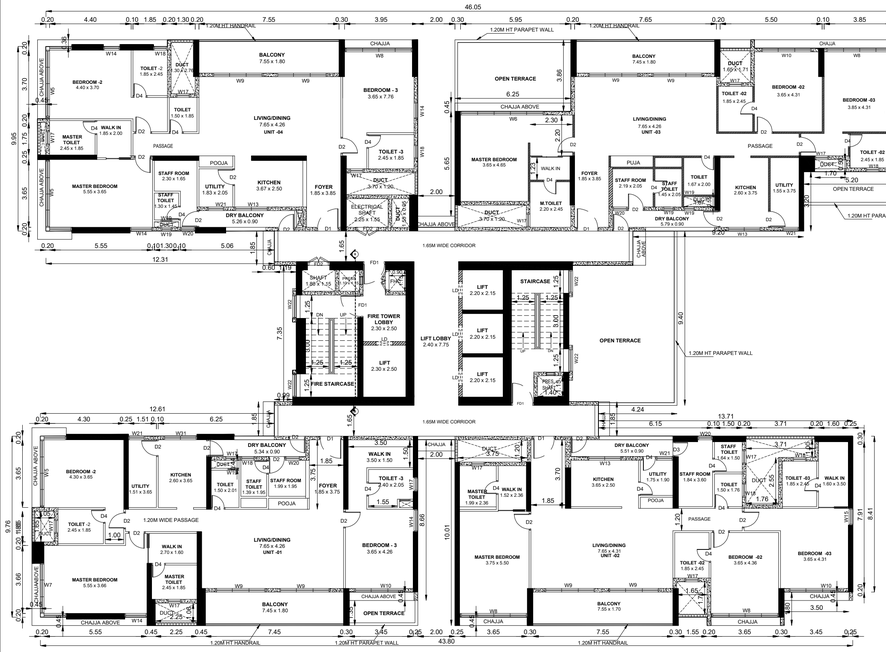

TOWER - 01
4TH FLOOR PLAN



TOWER - 01
TYPICAL 5TH TO 16TH, 18 TO 25 & 27TH TO 34TH FLOOR PLAN

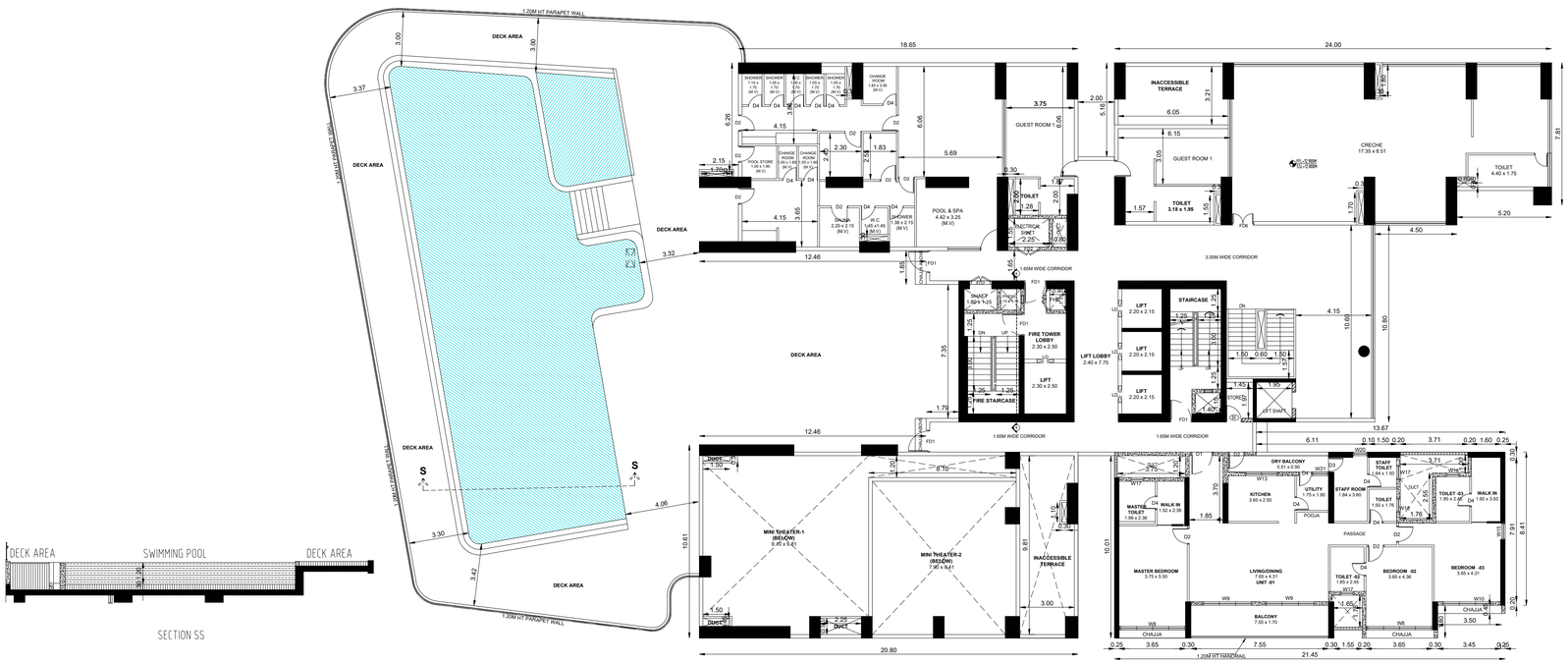

TOWER - 01
THIRD FLOOR PLAN

SECTION SS

BLOCK -01(TOWER-1)	SHEET NO: 03 / 08

PLAN SHOWING THE PROPOSED CONSTRUCTION OF RESIDENTIAL BUILDING CONSISTS OF EXTENDED DOUBLE BASEMENT FLOORS + TOWER 01 - GROUND + 34 FLOORS WITH SWIMMING POOL AT 3RD FLOOR LEVEL + TOWER 02 - GROUND + 33 FLOORS, TOWER 03 - GROUND + 33 FLOORS COMPRISED IN S.F.NO: 8/2B1A, 8/2B1F1A, 8/15, 8/19, 8/20 AT KANATHUR REDDYKUPPAM VILLAGE, THIRUPORUR TALUK, CHENGALPATTU DISTRICT.

NOTE : ALL DIMENSIONS AREA IN METER

SPECIFICATION :

FOUNDATION	:	RCC 1:11/2:3 M25 Concrete Column footing Laid Over sand filling and PCC 1:4:8.
RCC WORK	:	All Column, Beams, Roof Slab, Lintel,& Sunshade are in CC 1:11/2:3(M-25)
BRICKWORK	:	B.W in Basement & Superstructure are in CM 1:5.
JOINERY	:	Joineries are made with Steel (or) first class teak wood.
WEATHERING COURSE	:	9" x 9" Pressed Tiles laid over the Brick Jelly with Lime mortor and sloped with water proofing compound.
PLASTERING	:	Ceiling plastering with CM 1:3Inside & Outside walls are plastering with CM 1:4.
PAINTING	:	White washing with two coats over the one coat of primer for Ceiling.Colour washing with two coats over one coat of primer for all Walls.

WINDOWS SCHEDULE (ALL DIMENSIONS ARE IN MM & UNFINISHED SIZES)

TAG	DESCRIPTION	OPENING SIZE (MM)
W1	ALUMN. FRAME GLASS SLIDING DOOR	6000 x 2450
W2	ALUMN. FRAME GLASS SLIDING WINDOW	6000 x 2300
W3	ALUMN. FRAME GLASS SLIDING WINDOW	3000 x 2300
W4	ALUMN. FRAME GLASS SLIDING DOOR	3000 x 2450
W5	ALUMN. FRAME GLASS SLIDING WINDOW	2400 x 2300
W5A	ALUMN. FRAME GLASS SLIDING DOOR	2400 x 2450
W6	ALUMN. FRAME GLASS SLIDING WINDOW	2400 x 2300
	FIXED PANEL (1200+1200)	2400 x 2300
W7	ALUMN. FRAME GLASS SLIDING WINDOW	2400 x 2300
	FIXED PANEL (1200+500)	1700 x 2300
W8	ALUMN. FRAME GLASS SLIDING WINDOW	3000 x 2300
	FIXED PANEL (1200+1200)	2400 x 2300
W9	ALUMN. FRAME GLASS FIXED WINDOW	1500 x 2300
W10	ALUMN. FRAME GLASS SLIDING WINDOW	1500 x 1200
W11	ALUMN. FRAME CASEMENT WINDOW	900 x 2300
	FIXED PANEL (850+1200)	2050 x 2300
W11A	ALUMN. FRAME GLASS SLIDING DOOR	1750 x 2450
	FIXED PANEL (1200)	1200 x 2450
W12	ALUMN. FRAME GLASS SLIDING WINDOW	1800 x 2300
W12A	ALUMN. FRAME GLASS SLIDING DOOR	1800 x 2450
W13	ALUMN. FRAME GLASS SLIDING WINDOW	1800 x 1200
W14	ALUMN. FRAME GLASS TOP HUNG WINDOW	1200 x 2300
W15	ALUMN. FRAME GLASS TOP HUNG WINDOW	900 x 2300
W16	OPENABLE ALUM. FRAME GLASS WINDOW	900 x 2300
W17	OPENABLE ALUM. FRAME GLASS WINDOW	750 x 2300
W18	OPENABLE. ALUM. FRAME GLASS WINDOW	750 x 1200
W19	TOP HUNG ALUM. FRAME GLASS WINDOW	600 x 1200
W20	OPENABLE ALUM. FRAME GLASS WINDOW	800 x 1200
W21	OPENABLE ALUM. FRAME GLASS WINDOW	900 x 1200
W22	CURTAIN GLAZING	1250 x 2450

DOORS OPENING SCHEDULE (ALL DIMENSIONS ARE IN MM & UNFINISHED SIZES)

TAG	DESCRIPTION	OPENING SIZE (MM)
D1	WOODEN FLUSH DOOR	1200 x 2450
D2	WOODEN FLUSH DOOR	900 x 2450
D4	WOODEN FLUSH DOOR	800 x 2450
FD1	FIRE RATED METAL DOOR	1200 x 2450
FD2	FIRE RATED METAL DOOR	1200 x 2100
FD3	FIRE RATED METAL DOOR	1150 x 2100
FD4	FIRE RATED METAL DOOR	900 x 2100

DOORS OPENING SCHEDULE (ALL DIMENSION ARE IN MM & ARE FROM FFL)

DOOR TAG	DESCRIPTION	OPENING SIZE IN (MM)
FD1A	2HR FIRE RATED METAL DOOR, METAL FRAME	1200X2400
FD5	2HR FIRE RATED METAL DOOR, METAL FRAME	1050X2400
FD6	2HR FIRE RATED METAL DOOR, METAL FRAME	1200X2400
FD8	2HR FIRE RATED METAL DOOR, METAL FRAME	1800X2400
FD9	2HR FIRE RATED METAL DOOR, METAL FRAME	2000X2400
D2	WOODEN FLUSH DOOR	900X2400
D4	WOODEN FLUSH DOOR	800X2400
D5	WOODEN FLUSH DOOR	900X2400
D5A	WOODEN FLUSH DOOR	1200X2400
D6	WOODEN FLUSH DOOR	1800X2400
D7	WOODEN FLUSH DOOR	1500X2400
D8	WOODEN FLUSH DOOR	1200X2400
RS1	ROLLING SHUTTER	2500X2400
RS2	ROLLING SHUTTER	1650X2400

COLOUR INDEX :		REFERENCE :
PROPOSED		SCALE : 1:100
BOUNDARY		DATE : 24 MAR 2025
ROAD		
DRIVEWAY		

N W E S

MECHANICAL VENTILATION AND FIRE PROTECTION SYSTEM PROVIDED FOR ENTIRE BUILDING

APPLICANT :

For Altis Properties Private Limited
Director

ARCHITECT / REGISTERED ENGINEER :

Dhinesh T Architect
CA / 2009 / 43967
10/1, 2nd Street, Kasthuribai Nagar,
Adadi, Chennai - 600 054.
dhinesh.architect@gmail.com

REGISTERED STRUCTURAL ENGINEER :

T.THEESAN, M.Tech (Struct.)
Registered Structural Engineer
DTCP Regn. No.CGLD/ST.R/E/G-1/2019/07/020
Valid upto 15.10.2029
New No.31, Old No.14, Basant Avenue,
Adyar, Chennai - 600 020

BLOCK -01(TOWER - 1)

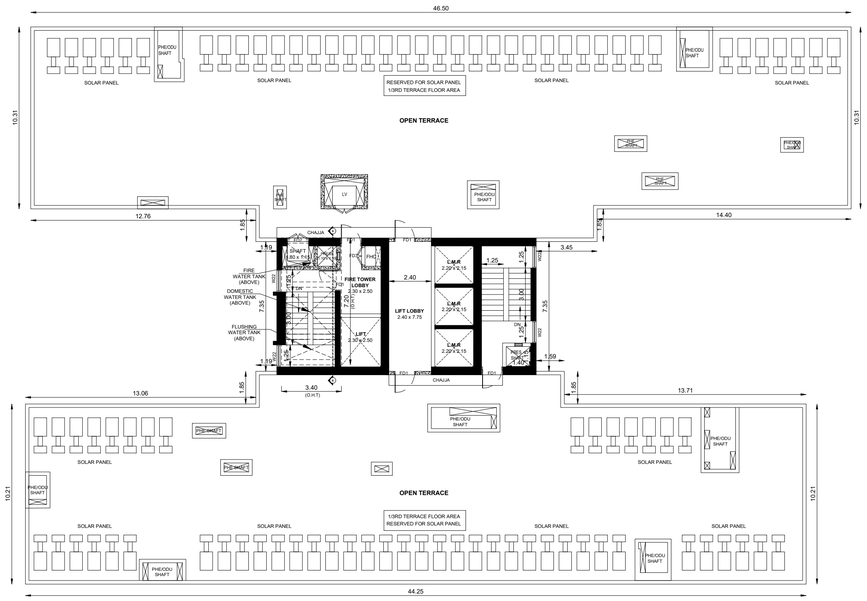

TOWER - 01
TERRACE FLOOR PLAN



TOWER - 01
TYPICAL 17TH & 26TH FLOOR PLAN
(REFUGE FLOOR)

BLOCK -01(TOWER - 2)

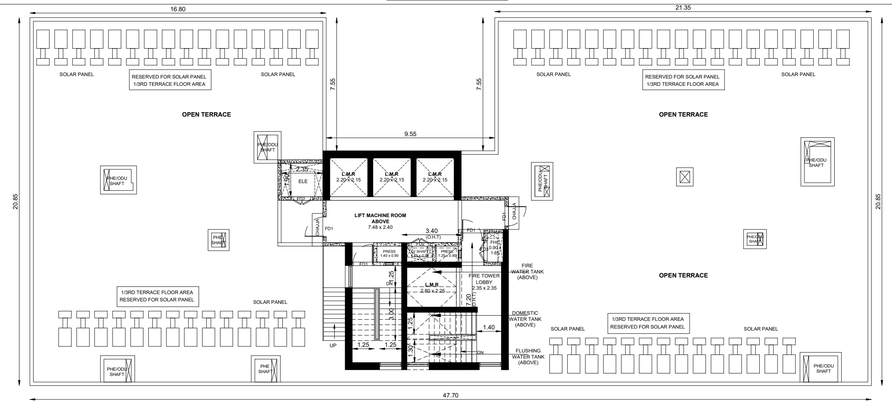

TOWER - 02
TERRACE FLOOR PLAN

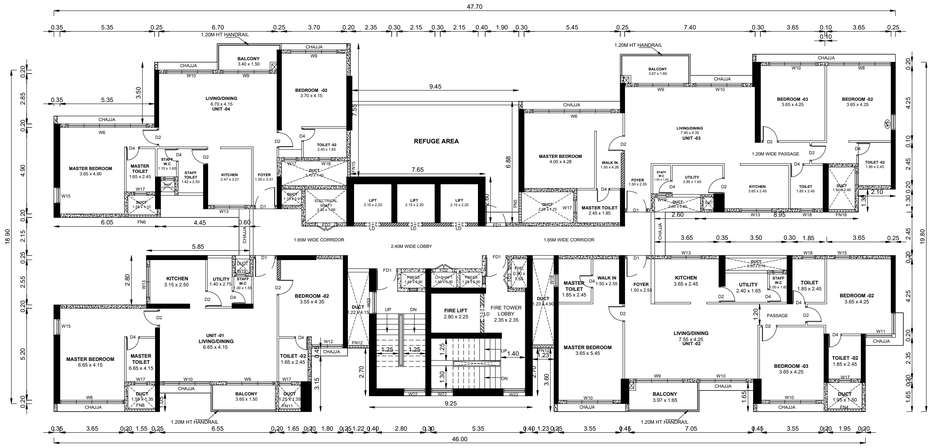

TOWER - 02
TYPICAL 17TH & 26TH FLOOR PLAN
(REFUGE FLOOR)

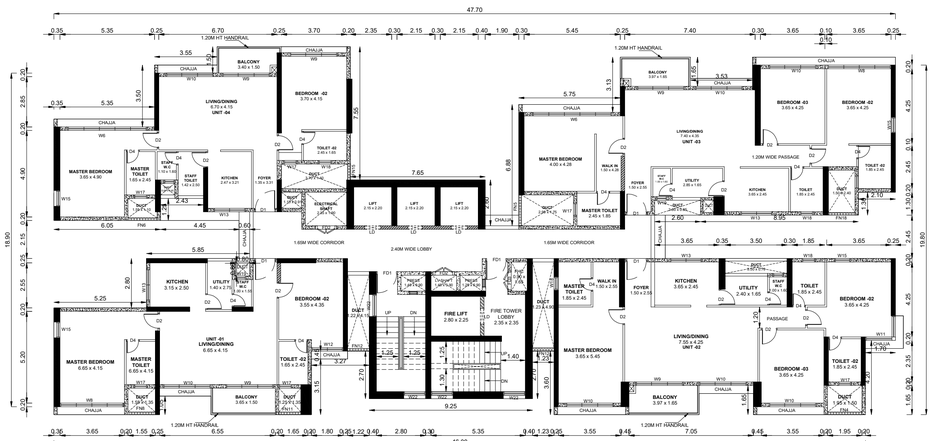

TOWER - 02
TYPICAL 3RD TO 16TH, 18 TO 25 & 27TH TO 33RD FLOOR PLAN

BLOCK -01(TOWER-1, 2)	SHEET NO: 04 / 08

PLAN SHOWING THE PROPOSED CONSTRUCTION OF RESIDENTIAL BUILDING CONSISTS OF EXTENDED DOUBLE BASEMENT FLOORS + TOWER 01 - GROUND + 34 FLOORS WITH SWIMMING POOL AT 3RD FLOOR LEVEL + TOWER 02 - GROUND + 33 FLOORS, TOWER 03 - GROUND + 33 FLOORS COMPRISED IN S.F.NO: 8/2B1A, 8/2B1F1A, 8/15, 8/19, 8/20 AT KANATHUR REDDYKUPPAM VILLAGE, THIRUPORUR TALUK, CHENGALPATTU DISTRICT.

NOTE : ALL DIMENSIONS AREA IN METER

SPECIFICATION :

FOUNDATION	:	RCC 1:11/2:3 M25 Concrete Column footing Laid Over sand filling and PCC 1:4:8
RCC WORK	:	All Column, Beams, Roof Slab, Lintel,& Sunshade are in CC 1:11/2:3(M-25)
BRICKWORK	:	B.W in Basement & Superstructure are in CM 1:5.
JOINERY	:	Joineries are made with Steel (or) first class teak wood.
WEATHERING COURSE	:	9" x 9" Pressed Tiles laid over the Brick Jelly with Lime mortor and sloped with water proofing compound.
PLASTERING	:	Ceiling plastering with CM 1:3Inside & Outside walls are plastering with CM 1:4.
PAINTING	:	White washing with two coats over the one coat of primer for Ceiling.Colour washing with two coats over one coat of primer for all Walls.

WINDOWS SCHEDULE (ALL DIMENSIONS ARE IN MM & UNFINISHED SIZES)

TAG	DESCRIPTION	OPENING SIZE (MM)
W1	ALUMN. FRAME GLASS SLIDING DOOR	6000 x 2450
W2	ALUMN. FRAME GLASS SLIDING WINDOW	6000 x 2300
W3	ALUMN. FRAME GLASS SLIDING WINDOW	3000 x 2300
W4	ALUMN. FRAME GLASS SLIDING DOOR	3000 x 2450
W5	ALUMN. FRAME GLASS SLIDING WINDOW	2400 x 2300
W5A	ALUMN. FRAME GLASS SLIDING DOOR	2400 x 2450
W6	ALUMN. FRAME GLASS SLIDING WINDOW	2400 x 2300
	FIXED PANEL (1200+1200)	2400 x 2300
W7	ALUMN. FRAME GLASS SLIDING WINDOW	2400 x 2300
	FIXED PANEL (1200+500)	1700 x 2300
W8	ALUMN. FRAME GLASS SLIDING WINDOW	3000 x 2300
	FIXED PANEL (1200+1200)	2400 x 2300
W9	ALUMN. FRAME GLASS FIXED WINDOW	1500 x 2300
W10	ALUMN. FRAME GLASS SLIDING WINDOW	1500 x 1200
W11	ALUMN. FRAME_CASEMENT WINDOW	900 x 2300
	FIXED PANEL (850+1200)	2050 x 2300
W11A	ALUMN. FRAME GLASS SLIDING DOOR	1750 x 2450
	FIXED PANEL (1200)	1200 x 2450
W12	ALUMN. FRAME GLASS SLIDING WINDOW	1800 x 2300
W12A	ALUMN. FRAME GLASS SLIDING DOOR	1800 x 2450
W13	ALUMN. FRAME GLASS SLIDING WINDOW	1800 x 1200
W14	ALUMN. FRAME GLASS TOP HUNG WINDOW	1200 x 2300
W15	ALUMN. FRAME GLASS TOP HUNG WINDOW	900 x 2300
W16	OPENABLE ALUM. FRAME GLASS WINDOW	900 x 2300
W17	OPENABLE ALUM. FRAME GLASS WINDOW	750 x 2300
W18	OPENABLE. ALUM. FRAME GLASS WINDOW	750 x 1200
W19	TOP HUNG ALUM. FRAME GLASS WINDOW	600 x 1200
W20	OPENABLE ALUM. FRAME GLASS WINDOW	800 x 1200
W21	OPENABLE ALUM. FRAME GLASS WINDOW	900 x 1200
W22	CURTAIN GLAZING	1250 x 2450

DOORS OPENING SCHEDULE (ALL DIMENSIONS ARE IN MM & UNFINISHED SIZES)

TAG	DESCRIPTION	OPENING SIZE (MM)
D1	WOODEN FLUSH DOOR	1200 x 2450
D2	WOODEN FLUSH DOOR	900 x 2450
D4	WOODEN FLUSH DOOR	800 x 2450
FD1	FIRE RATED METAL DOOR	1200 x 2450
FD2	FIRE RATED METAL DOOR	1200 x 2100
FD3	FIRE RATED METAL DOOR	1150 x 2100
FD4	FIRE RATED METAL DOOR	900 x 2100

DOORS OPENING SCHEDULE (ALL DIMENSION ARE IN MM & ARE FROM FFL)

DOOR TAG	DESCRIPTION	OPENING SIZE IN (MM)
FD1A	2HR FIRE RATED METAL DOOR, METAL FRAME	1200X2400
FD5	2HR FIRE RATED METAL DOOR, METAL FRAME	1050X2400
FD6	2HR FIRE RATED METAL DOOR, METAL FRAME	1200X2400
FD8	2HR FIRE RATED METAL DOOR, METAL FRAME	1800X2400
FD9	2HR FIRE RATED METAL DOOR, METAL FRAME	2000X2400
D2	WOODEN FLUSH DOOR	900X2400
D4	WOODEN FLUSH DOOR	800X2400
D5	WOODEN FLUSH DOOR	900X2400
D5A	WOODEN FLUSH DOOR	1200X2400
D6	WOODEN FLUSH DOOR	1800X2400
D7	WOODEN FLUSH DOOR	1500X2400
D8	WOODEN FLUSH DOOR	1200X2400
RS1	ROLLING SHUTTER	2500X2400
RS2	ROLLING SHUTTER	1650X2400

COLOUR INDEX :		REFERENCE :
PROPOSED		SCALE : 1:100
BOUNDARY		DATE : 24 MAR 2025
ROAD		
DRIVEWAY		

N W E S

MECHANICAL VENTILATION AND FIRE PROTECTION SYSTEM PROVIDED FOR ENTIRE BUILDING

APPLICANT :

For Altis Properties Private Limited

Director

ARCHITECT / REGISTERED ENGINEER :

Dhinesh I Architect
CA / 2009 / 43967
10/1, 2nd Street, Kasthuribai Nagar,
Avadi, Chennai - 600 054.
dhinesh.architect@gmail.com

REGISTERED STRUCTURAL ENGINEER :

G. GATHEESAN, M.Tech (Struct.)
Registered Structural Engineer
DTCP Regn. No.COLCST/EC/01/2019/07/020
Valid upto 15.10.2029
New No.31, Old No.14, Bessie Avenue,
Adyar, Chennai - 600 020

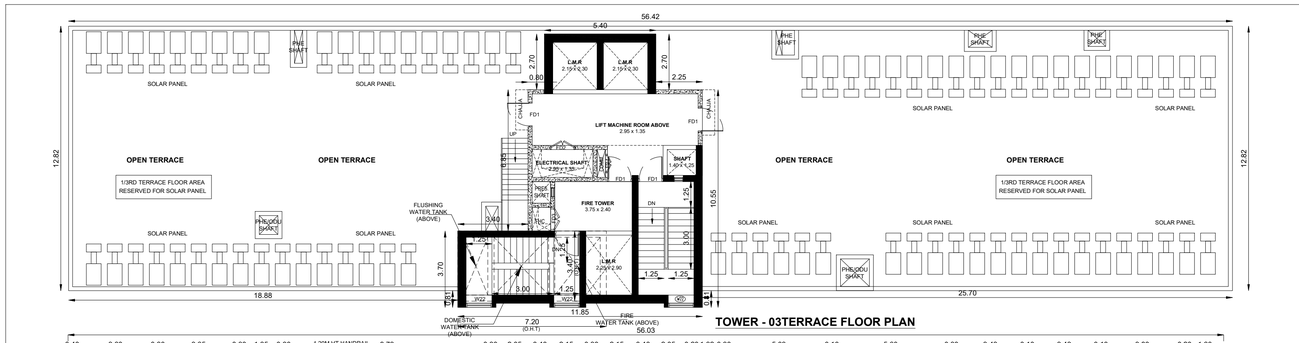

TOWER - 03TERRACE FLOOR PLAN

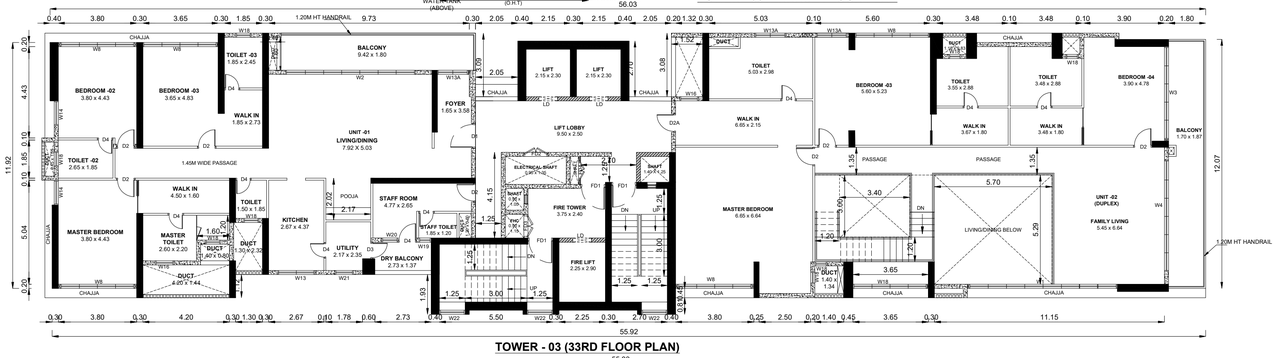

TOWER - 03 (33RD FLOOR PLAN)

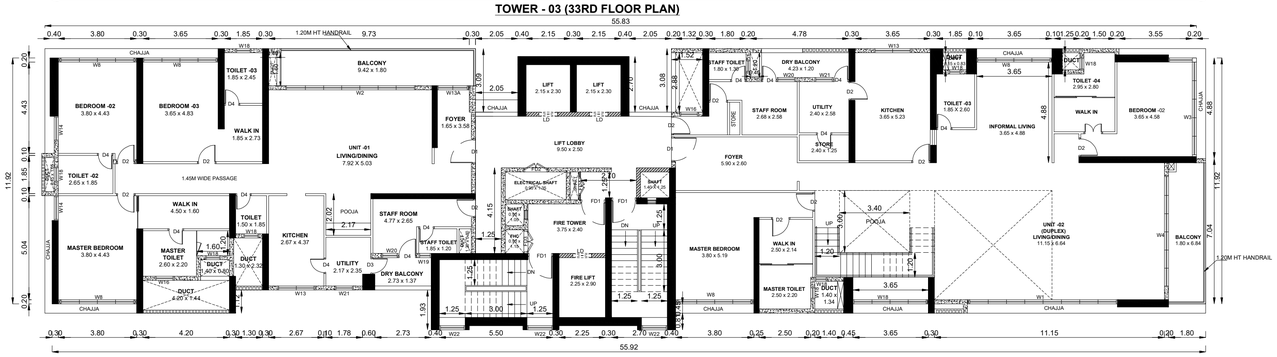

TOWER - 03 (32ND FLOOR PLAN)

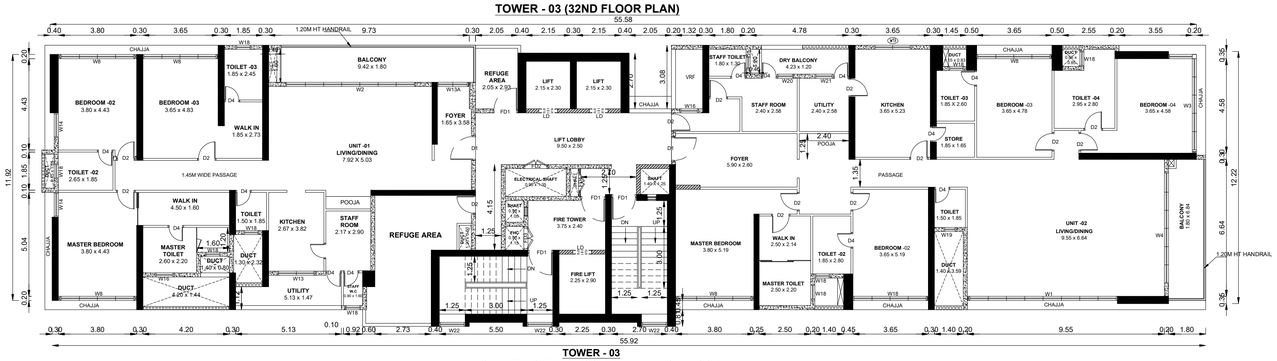

TOWER - 03
TYPICAL 17TH & 26TH FLOOR PLAN(REFUGE FLOOR)

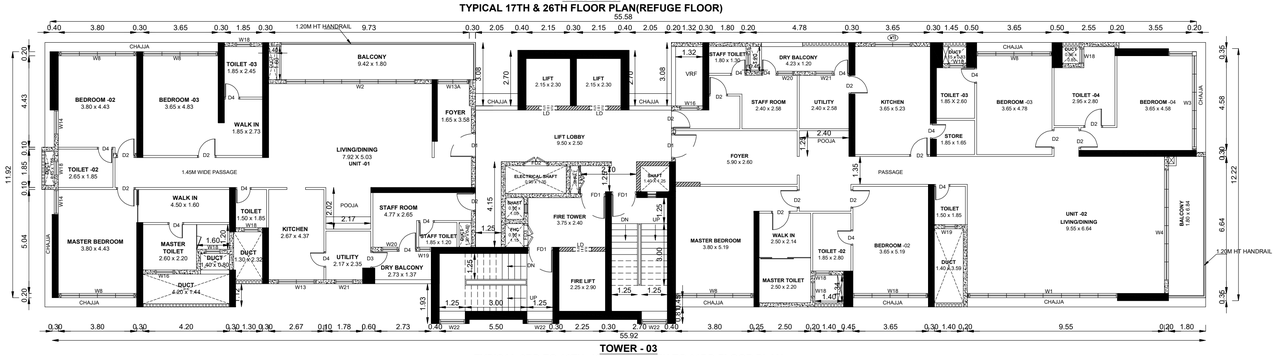

TOWER - 03
TYPICAL 3RD TO 16TH, 18 TO 25 & 27TH TO 31RD FLOOR PLAN

BLOCK -01(TOWER- 3)	SHEET NO: 05 / 08

PLAN SHOWING THE PROPOSED CONSTRUCTION OF RESIDENTIAL BUILDING CONSISTS OF EXTENDED DOUBLE BASEMENT FLOORS + TOWER 01 - GROUND + 34 FLOORS WITH SWIMMING POOL AT 3RD FLOOR LEVEL + TOWER 02 - GROUND + 33 FLOORS, TOWER 03 - GROUND + 33 FLOORS COMPRISED IN S.F.NO: 8/2B1A, 8/2B1F1A, 8/15, 8/19, 8/20 AT KANATHUR REDDYKUPPAM VILLAGE, THIRUPORUR TALUK, CHENGALPATTU DISTRICT.

NOTE : ALL DIMENSIONS AREA IN METER

SPECIFICATION :

FOUNDATION	:	RCC 1:11/2:3 M25 Concrete Column footing Laid Over sand filling and PCC 1:4:8.
RCC WORK	:	All Column, Beams, Roof Slab, Lintel,& Sunshade are in CC 1:11/2:3(M-25)
BRICKWORK	:	B.W in Basement & Superstructure are in CM 1:5.
JOINERY	:	Joineries are made with Steel (or) first class teak wood.
WEATHERING COURSE	:	9" x 9" Pressed Tiles laid over the Brick Jelly with Lime mortor and sloped with water proofing compound.
PLASTERING	:	Ceiling plastering with CM 1:3Inside & Outside walls are plastering with CM 1:4.
PAINTING	:	White washing with two coats over the one coat of primer for Ceiling.Colour washing with two coats over one coat of primer for all Walls.

WINDOWS SCHEDULE (ALL DIMENSIONS ARE IN MM & UNFINISHED SIZES)

TAG	DESCRIPTION	OPENING SIZE (MM)
W1	ALUMN. FRAME GLASS SLIDING DOOR	6000 x 2450
W2	ALUMN. FRAME GLASS SLIDING WINDOW	6000 x 2300
W3	ALUMN. FRAME GLASS SLIDING WINDOW	3000 x 2300
W4	ALUMN. FRAME GLASS SLIDING DOOR	3000 x 2450
W5	ALUMN. FRAME GLASS SLIDING WINDOW	2400 x 2300
W5A	ALUMN. FRAME GLASS SLIDING DOOR	2400 x 2450
W6	ALUMN. FRAME GLASS SLIDING WINDOW	2400 x 2300
	FIXED PANEL (1200+1200)	2400 x 2300
W7	ALUMN. FRAME GLASS SLIDING WINDOW	2400 x 2300
	FIXED PANEL (1200+500)	1700 x 2300
W8	ALUMN. FRAME GLASS SLIDING WINDOW	3000 x 2300
	FIXED PANEL (1200+1200)	2400 x 2300
W9	ALUMN. FRAME GLASS FIXED WINDOW	1500 x 2300
W10	ALUMN. FRAME GLASS SLIDING WINDOW	1500 x 1200
W11	ALUMN. FRAME CASEMENT WINDOW	900 x 2300
	FIXED PANEL (850+1200)	2050 x 2300
W11A	ALUMN. FRAME GLASS SLIDING DOOR	1750 x 2450
	FIXED PANEL (1200)	1200 x 2450
W12	ALUMN. FRAME GLASS SLIDING WINDOW	1800 x 2300
W12A	ALUMN. FRAME GLASS SLIDING DOOR	1800 x 2450
W13	ALUMN. FRAME GLASS SLIDING WINDOW	1800 x 1200
W14	ALUMN. FRAME GLASS TOP HUNG WINDOW	1200 x 2300
W15	ALUMN. FRAME GLASS TOP HUNG WINDOW	900 x 2300
W16	OPENABLE ALUM. FRAME GLASS WINDOW	900 x 2300
W17	OPENABLE ALUM. FRAME GLASS WINDOW	750 x 2300
W18	OPENABLE. ALUM. FRAME GLASS WINDOW	750 x 1200
W19	TOP HUNG ALUM. FRAME GLASS WINDOW	600 x 1200
W20	OPENABLE ALUM. FRAME GLASS WINDOW	800 x 1200
W21	OPENABLE ALUM. FRAME GLASS WINDOW	900 x 1200
W22	CURTAIN GLAZING	1250 x 2450

DOORS OPENING SCHEDULE (ALL DIMENSIONS ARE IN MM & UNFINISHED SIZES)

TAG	DESCRIPTION	OPENING SIZE (MM)
D1	WOODEN FLUSH DOOR	1200 x 2450
D2	WOODEN FLUSH DOOR	900 x 2450
D4	WOODEN FLUSH DOOR	800 x 2450
FD1	FIRE RATED METAL DOOR	1200 x 2450
FD2	FIRE RATED METAL DOOR	1200 x 2100
FD3	FIRE RATED METAL DOOR	1150 x 2100
FD4	FIRE RATED METAL DOOR	900 x 2100

DOORS OPENING SCHEDULE (ALL DIMENSION ARE IN MM & ARE FROM FFL)

DOOR TAG	DESCRIPTION	OPENING SIZE IN (MM)
FD1A	2HR FIRE RATED METAL DOOR, METAL FRAME	1200X2400
FD5	2HR FIRE RATED METAL DOOR, METAL FRAME	1050X2400
FD6	2HR FIRE RATED METAL DOOR, METAL FRAME	1200X2400
FD8	2HR FIRE RATED METAL DOOR, METAL FRAME	1800X2400
FD9	2HR FIRE RATED METAL DOOR, METAL FRAME	2000X2400
D2	WOODEN FLUSH DOOR	900X2400
D4	WOODEN FLUSH DOOR	800X2400
D5	WOODEN FLUSH DOOR	900X2400
D5A	WOODEN FLUSH DOOR	1200X2400
D6	WOODEN FLUSH DOOR	1800X2400
D7	WOODEN FLUSH DOOR	1500X2400
D8	WOODEN FLUSH DOOR	1200X2400
RS1	ROLLING SHUTTER	2500X2400
RS2	ROLLING SHUTTER	1650X2400

COLOUR INDEX :		REFERENCE :
PROPOSED		SCALE : 1:100
BOUNDARY		DATE : 24 MAR 2025
ROAD		
DRIVEWAY		

N W E S

MECHANICAL VENTILATION AND FIRE PROTECTION SYSTEM PROVIDED FOR ENTIRE BUILDING

APPLICANT :

For Altis Properties Private Limited

Director

ARCHITECT / REGISTERED ENGINEER :

Dhinesh T Architect
CA / 2009 / 43967
10/1, 2nd Street, Kasthuribai Nagar, Avadi, Chennai - 600 054.
dhinesh.architect@gmail.com

REGISTERED STRUCTURAL ENGINEER :

R.PRATHEESAN, M.Tech (Struct.)
Registered Structural Engineer
DTCP Regn. No:COLD/ST/SE/Cr-i/2019/07/020
Valid upto 1C 10-2029
New No.31, Old No.14, Besant Avenue,
Adyar, Chennai - 600 020

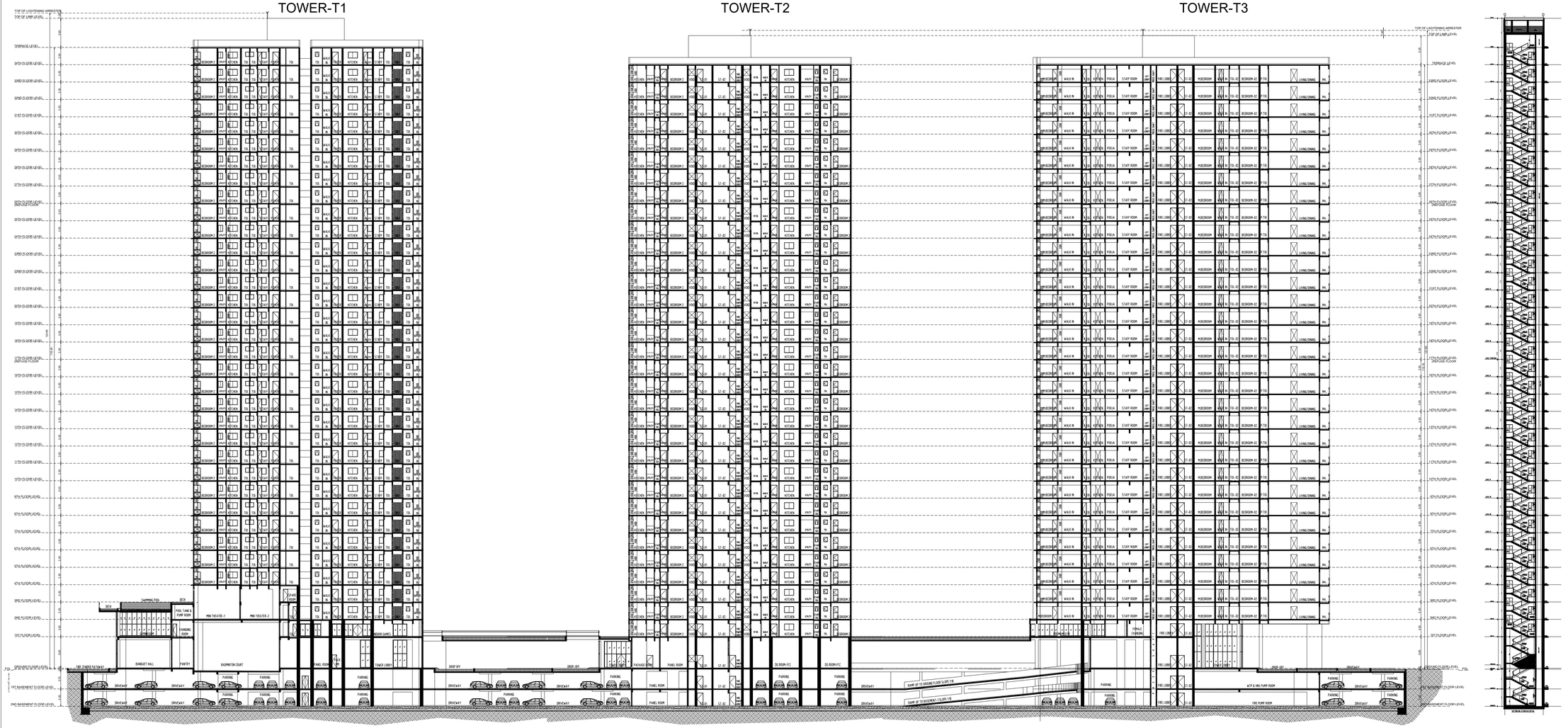

SECTION - AA

BLOCK -01(TOWER-1,2 & 3) | SHEET NO: 06 / 08

PLAN SHOWING THE PROPOSED CONSTRUCTION OF RESIDENTIAL BUILDING CONSISTS OF EXTENDED DOUBLE BASEMENT FLOORS + TOWER 01 - GROUND + 34 FLOORS WITH SWIMMING POOL AT 3RD FLOOR LEVEL + TOWER 02 - GROUND + 33 FLOORS, TOWER 03 - GROUND + 33 FLOORS COMPRISED IN S.F.NO: 8/2B1A, 8/2B1F1A, 8/15, 8/19, 8/20 AT KANATHUR REDDYKUPPAM VILLAGE, THIRUPORUR TALUK, CHENGALPATTU DISTRICT.

NOTE : ALL DIMENSIONS AREA IN METER

SPECIFICATION :

FOUNDATION	: RCC 1:11/2:3 M25 Concrete Column footing Laid Over sand filling and PCC 1:4:8.
RCC WORK	: All Column, Beams, Roof Slab, Lintel,& Sunshade are in CC 1:11/2:3(M-25)
BRICKWORK	: B.W in Basement & Superstructure are in CM 1:5.
JOINERY	: Joineries are made with Steel (or) first class teak wood.
WEATHERING COURSE	: 9" x 9" Pressed Tiles laid over the Brick Jelly with Lime mortor and sloped with water proofing compound.
PLASTERING	: Ceiling plastering with CM 1:3Inside & Outside walls are plastering with CM 1:4.
PAINTING	: White washing with two coats over the one coat of primer for Ceiling Colour washing with two coats over one coat of primer for all Walls.

COLOUR INDEX :

PROPOSED
BOUNDARY
ROAD
DRIVEWAY

REFERENCE :

SCALE : 1:100
DATE : 24 MAR 2025

N W E S

MECHANICAL VENTILATION AND FIRE PROTECTION SYSTEM PROVIDED FOR ENTIRE BUILDING

APPLICANT :

For Altis Properties Private Limited
Director

ARCHITECT / REGISTERED ENGINEER :

Dhinesh T Architect
CA / 2009 / 43967
10/1, 2nd Street, Kasthurbai Nagar,
Avadi, Chennai - 600 054.
dhinesh.architect@gmail.com

REGISTERED STRUCTURAL ENGINEER :

S.P. GATHEESAN, M.Tech (Struct.)
Registered Structural Engineer
DTCP Regn. No.COLDIST.NEC/Cr-2019/07/020
Valid upto 10-10-2029
New No.31, Old No.14, Bessat Avenue,
Adyar, Chennai - 600 020



SOUTH SIDE ELEVATION

BLOCK -01(TOWER-1,2 & 3)	SHEET NO: 07 / 08

PLAN SHOWING THE PROPOSED CONSTRUCTION OF RESIDENTIAL BUILDING CONSISTS OF EXTENDED DOUBLE BASEMENT FLOORS + TOWER 01 - GROUND + 34 FLOORS WITH SWIMMING POOL AT 3RD FLOOR LEVEL + TOWER 02 - GROUND + 33 FLOORS, TOWER 03 - GROUND + 33 FLOORS COMPRISED IN S.F.NO: 8/2B1A, 8/2B1F1A, 8/15, 8/19, 8/20 AT KANATHUR REDDYKUPPAM VILLAGE, THIRUPORUR TALUK, CHENGALPATTU DISTRICT.

NOTE : ALL DIMENSIONS AREA IN METER

SPECIFICATION :

FOUNDATION	:	RCC 1:11/2:3 M25 Concrete Column footing Laid Over sand filling and PCC 1:4:8
RCC WORK	:	All Column, Beams, Roof Slab, Lintel,& Sunshade are in CC 1:11/2:3(M-25)
BRICKWORK	:	B.W in Basement & Superstructure are in CM 1:5.
JOINERY	:	Joineries are made with Steel (or) first class teak wood.
WEATHERING COURSE	:	9" x 9" Pressed Tiles laid over the Brick Jelly with Lime mortor and sloped with water proofing compound.
PLASTERING	:	Ceiling plastering with CM 1:3Inside & Outside walls are plastering with CM 1:4.
PAINTING	:	White washing with two coats over the one coat of primer for Ceiling,Colour washing with two coats over one coat of primer for all Walls.

COLOUR INDEX :

PROPOSED	
BOUNDARY	
ROAD	
DRIVEWAY	

REFERENCE :

SCALE : 1:100

DATE : 24 MAR 2025

N W E S

MECHANICAL VENTILATION AND FIRE PROTECTION SYSTEM PROVIDED FOR ENTIRE BUILDING

APPLICANT :

For Altis Properties Private Limited

Director

ARCHITECT / REGISTERED ENGINEER :

Dhinesh Architect
CA / 2009 / 43967
16/1, 2nd Street, Kasthuriba Nagar,
Avadi, Chennai - 600 054.
dhinesh.architect@gmail.com

REGISTERED STRUCTURAL ENGINEER :

S. SATHEESAN, M.Tech (Struct.)
Registered Structural Engineer
DTCP Regn. No.COLD/STR/CO/-/2015/07/020
Valid upto 16.10.2029
New No.31, Old No.14, Bessant Avenue,
Adyar, Chennai - 600 020

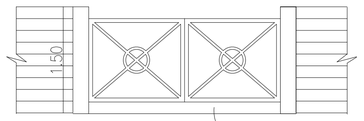

Gate Detail

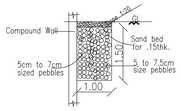

Rain Water Trench Detail

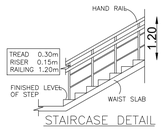

STAIRCASE DETAIL

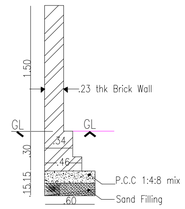

CompoundWall detail



DWarfWall Masonry detail

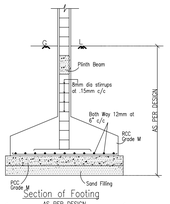

Section of Footing

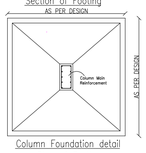

Column Foundation detail
Plan of Footing

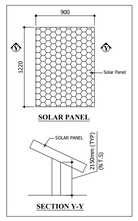

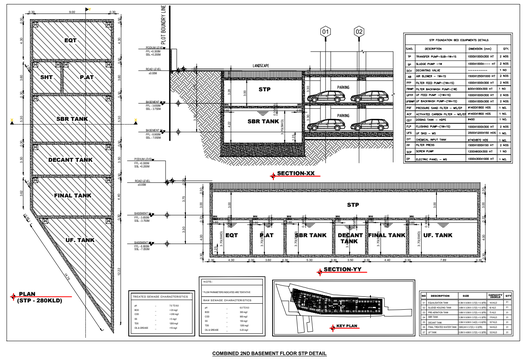

COMBINED 2ND BASEMENT FLOOR STP DETAIL

PARKING DETAILS :		
PARKING COTEGORY	DWELLING UNITS	CAR REQUIRED
RESIDENTIAL FROM 100 ABOVE	254 NOS	254 NOS
RESIDENTIAL FROM 200 ABOVE	32 NOS	64 NOS
RESIDENTIAL FROM 300 ABOVE	30 NOS	90 NOS
RESIDENTIAL FROM 500 ABOVE	01 NO	05 NOS
VISITORS PARKING OF 10%	-	42 NOS
TOTAL	317 NOS	455 NOS

SITE AREA DETAILS	
S.F.NO	PATTA AREA (SQ.M)
8/2B1A	14250.00
8/2B1F1A	810.00
8/15	1000.00
8/19	920.00
8/20	8440.00
TOTAL	25420.00

DWELLING UNITS AREA

BLOCK -01 (TOWER-1)

Block	Floor	Unit No	Total no of Dwelling Units (Nos)	Unit Area (Sq.m)
Tower -1	2nd floor	1	1	192.95 sq.m
Tower -1	3rd floor	1	1	192.95 sq.m
Tower -1	Typical Floor 4,5,6,7,8,9,10,11,12,13, 14,15,16,18,19,20,21,22,23,24,25,27,2 8,29,30,31,32,33,34	1	29	195.09 sq.m
Tower -1	Typical Floor 4,5,6,7,8,9,10,11,12,13, 14,15,16,18,19,20,21,22,23,24,25,27,2 8,29,30,31,32,33,34	2	29	192.95 sq.m
Tower -1	Typical Floor 4,5,6,7,8,9,10,11,12,13, 14,15,16,18,19,20,21,22,23,24,25,27,2 8,29,30,31,32,33,34	3	29	192.74 sq.m
Tower -1	Typical Floor 4,5,6,7,8,9,10,11,12,13, 14,15,16,18,19,20,21,22,23,24,25,27,2 8,29,30,31,32,33,34	4	29	187.78 sq.m
Tower -1	Typical Floor 17,26	1	2	195.09 sq.m
Tower -1	Typical Floor 17,26	2	2	192.95 sq.m
Tower -1	Typical Floor 17,26	3	2	192.74 sq.m
Tower -1	Typical Floor 17,26	4	2	160.83 sq.m
	TOWER - 1 TOTAL UNITS		**126**	

BLOCK -01 (TOWER-2)

Tower -2	Typical Floor 1,2,	1	2	114.79sq.m
Tower -2	Typical Floor 1,2,	2	2	150.14 sq.m
Tower -2	Typical Floor 3,4,5,6,7,8,9,10,11,12,13, 14,15,16,17,18,19,20,21,22,23,24,25,2 6,27,28,29,30,31,32,33	1	31	114.79 sq.m
Tower -2	Typical Floor 3,4,5,6,7,8,9,10,11,12,13, 14,15,16,17,18,19,20,21,22,23,24,25,2 6,27,28,29,30,31,32,33	2	31	150.14 sq.m
Tower -2	Typical Floor 3,4,5,6,7,8,9,10,11,12,13, 14,15,16,17,18,19,20,21,22,23,24,25,2 6,27,28,29,30,31,32,33	3	31	154.40 sq.m
Tower -2	Typical Floor 3,4,5,6,7,8,9,10,11,12,13, 14,15,16,17,18,19,20,21,22,23,24,25,2 6,27,28,29,30,31,32,33	4	31	113.37 sq.m
	TOWER - 2 TOTAL UNITS		**128**	

BLOCK -01 (TOWER-3)

Tower -3	Typical Floor 2,3,4,5,6,7,8,9,10,11,12,13, 14,15,16,18,19,20,21,22,23,24,25,27,2 8,29,30,31,32,33	1	30	230.61 sq.m
Tower -3	Typical Floor 2,3,4,5,6,7,8,9,10,11,12,13, 14,15,16,18,19,20,21,22,23,24,25,27,2 8,29,30,31	2	28	306.57 sq.m
Tower -3	Typical Floor 17,26	1	2	219.46 sq.m
Tower -3	Typical Floor 17,26	2	2	306.57 sq.m
Tower -3	32nd floor (DUPLEX)	2	1	578.45 sq.m
	TOWER - 3 TOTAL UNITS		**63**	

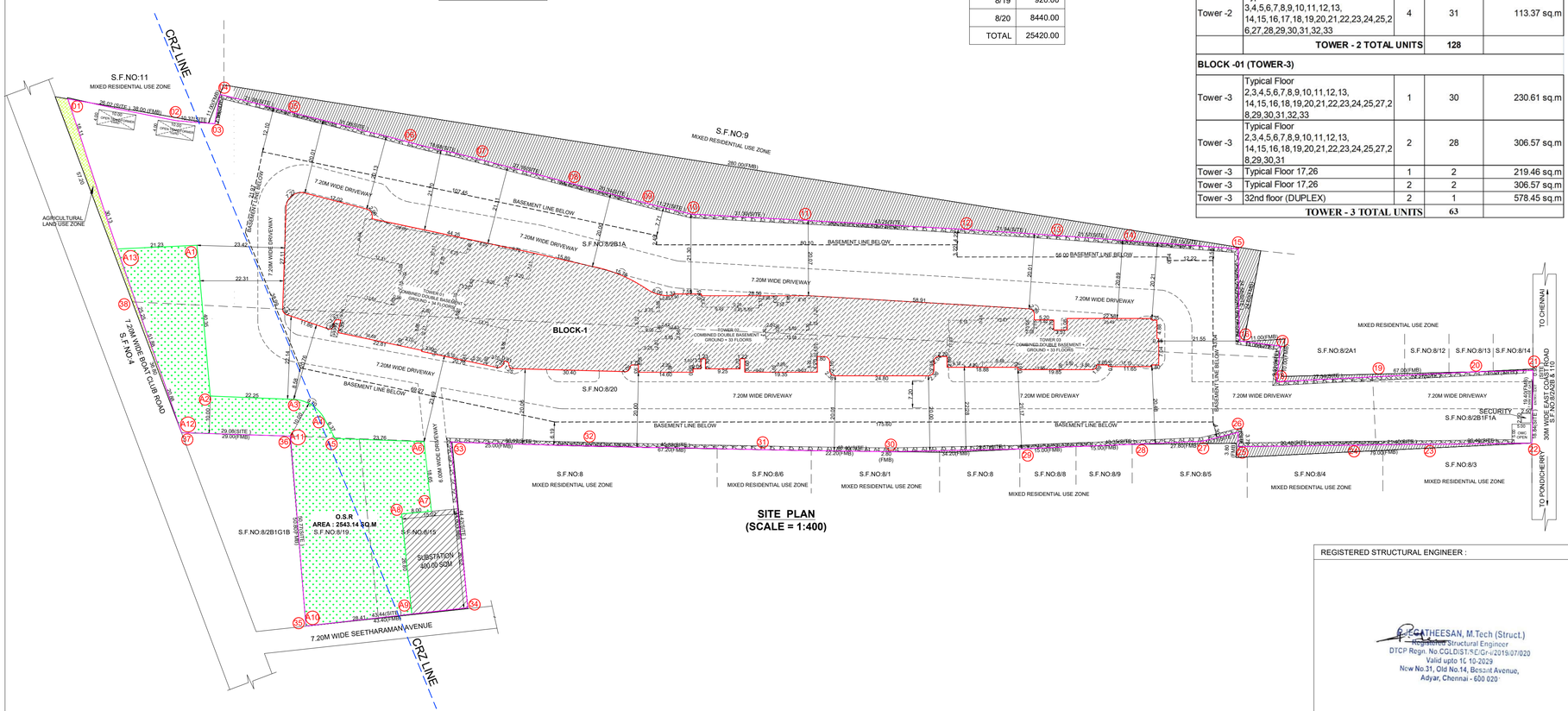

SITE PLAN
(SCALE = 1:400)

SITE PLAN	SHEET NO: 08 / 08

SITE PLAN SHOWING THE PROPOSED CONSTRUCTION OF RESIDENTIAL BUILDING CONSISTS OF EXTENDED DOUBLE BASEMENT FLOORS + TOWER 01 - GROUND + 34 FLOORS WITH SWIMMING POOL AT 3RD FLOOR LEVEL + TOWER 02 - GROUND + 33 FLOORS, TOWER 03 - GROUND + 33 FLOORS COMPRISED IN S.F.NO: 8/2B1A, 8/2B1F1A, 8/15, 8/19, 8/20 AT KANATHUR REDDYKUPPAM VILLAGE, THIRUPORUR TALUK, CHENGALPATTU DISTRICT.

S.NO	DESCRIPTION	DWELLING UNIT (NOS)	FSI (SQ.M)	NON-FSI (SQ.M)	TOTAL BUILD-UP (SQ.M)
04	BLOCK -01 (TOWER - 03)				
	01st FLOOR(CLUB HOUSE)	-	392.50	-	392.50
	02nd FLOOR	02 NOS	648.05	-	648.05
	03rd FLOOR	02 NOS	648.25	-	648.25
	04th FLOOR	02 NOS	648.25	-	648.25
	05th FLOOR	02 NOS	648.25	-	648.25
	06th FLOOR	02 NOS	648.25	-	648.25
	07th FLOOR	02 NOS	648.25	-	648.25
	08th FLOOR	02 NOS	648.25	-	648.25
	09th FLOOR	02 NOS	648.25	-	648.25
	10th FLOOR	02 NOS	648.25	-	648.25
	11th FLOOR	02 NOS	648.25	-	648.25
	12th FLOOR	02 NOS	648.25	-	648.25
	13th FLOOR	02 NOS	648.25	-	648.25
	14th FLOOR	02 NOS	648.25	-	648.25
	15th FLOOR	02 NOS	648.25	-	648.25
	16th FLOOR	02 NOS	648.25	-	648.25
	17th FLOOR (REFUGE)	02 NOS	667.93	-	667.93
	18th FLOOR	02 NOS	648.25	-	648.25
	19th FLOOR	02 NOS	648.25	-	648.25
	20th FLOOR	02 NOS	648.25	-	648.25
	21st FLOOR	02 NOS	648.25	-	648.25
	22nd FLOOR	02 NOS	648.25	-	648.25
	23rd FLOOR	02 NOS	648.25	-	648.25
	24th FLOOR	02 NOS	648.25	-	648.25
	25th FLOOR	02 NOS	648.25	-	648.25
	26th FLOOR (REFUGE)	02 NOS	667.93	-	667.93
	27th FLOOR	02 NOS	648.25	-	648.25
	28th FLOOR	02 NOS	648.25	-	648.25
	29th FLOOR	02 NOS	648.25	-	648.25
	30th FLOOR	02 NOS	648.25	-	648.25
	31st FLOOR	02 NOS	648.25	-	648.25
	32nd FLOOR	03 NOS	652.97	-	652.97
	33rd FLOOR		608.84	-	608.84
	TERRACE FLOOR	-	-	104.23	104.23
	SUB TOTAL	63 NOS	21140.97	104.23	21245.20
05	SECURITY				
	GROUND FLOOR	-	-	6.25	6.25
	PROPOSED TOTAL	317 NOS	77702.80	28722.41	106425.21

TOTAL FSI AREA = 77702.80 SQ.M

FLOOR SPACE INDEX = 77702.80 / 23703.00 = 3.278 > 3.25

PLOT COVERAGE (1420.94 + 894.87 + 667.93) = 2983.74 / 23703.00 x 100 = 12.588%

DESCRIPTION	REQUIRED	PROVIDED
CAR PARKING	409+ 46PCP = 455 NOS	731+47(PCP)= 778 NOS
TWO WHEELER	0	75 NOS

PARKING SLOT SIZE :

731 CARS WITH DIMENSION 2.50 x 5.0M

47 PCP CARS WITH DIMENSION 3.60 x 5.0M

75 TWO WHEELER WITH DIMENSION 1.00 x 1.80

CAR PARKING PROVIDED

STILT LEVEL PARKING	48+11(PCP)= 59 NOS
COMBINED BASEMENT- 1 PARKING	315+36(PCP)= 351 NOS
COMBINED BASEMENT- 2 PARKING	368 NOS
TOTAL	731+47(PCP)= 778 NOS

O.S.R DETAILS :

O.S.R REQUIRED	= 2542.00 SQ.M
O.S.R PROVIDED	= 2543.14 SQ.M

COLOUR INDEX : REFERENCE :

PROPOSED

BOUNDARY

ROAD

DRIVEWAY

SCALE : 1:400

DATE : 24 MAR 2025

N W E S

APPLICANT :

For Altis Properties Private Limited

Director

ONLINE APPLICATION NO: SWP/BPA/0410186/2024

AREA STATEMENT DETAILS

SITE AREA AS PER PATTA : 25420.00 SQ.M

SITE AREA AS PER DOCUMENT : 23703.00 SQ.M

SUPER IMPOSED SITE AREA : 23703.00 SQ.M

PROPOSED BUILDING AREA DETAILS :

S.NO	DESCRIPTION	DWELLING UNIT (NOS)	FSI (SQ.M)	NON-FSI (SQ.M)	TOTAL BUILD-UP (SQ.M)
01	BLOCK -01 (TOWER - 01, 02 & 03)				
	COMBINED BASEMENT - 1	-	152.55	12329.63	12482.18
	COMBINED BASEMENT - 2	-	152.55	12329.63	12482.18
	COMBINED STILT FLOOR	-	321.22	3734.34	5369.67
	COMBINED STILT FLOOR(CLUB HOUSE)	-	1314.11	-	
	SUB TOTAL	-	1940.43	28393.6	30334.03
02	BLOCK -01 (TOWER - 01)				
	01st FLOOR(CLUB HOUSE)	-	1420.94	-	1420.94
	02nd FLOOR	01 NOS	192.94	-	192.94
	02nd FLOOR(CLUB HOUSE)	-	643.95	-	643.95
	03rd FLOOR	01 NOS	192.94	-	192.94
	03rd FLOOR(CLUB HOUSE)	-	716.90	-	716.90
	04th FLOOR	04 NOS	944.41	-	944.41
	05th FLOOR	04 NOS	944.41	-	944.41
	06th FLOOR	04 NOS	944.41	-	944.41
	07th FLOOR	04 NOS	944.41	-	944.41
	08th FLOOR	04 NOS	944.41	-	944.41
	09th FLOOR	04 NOS	944.41	-	944.41
	10th FLOOR	04 NOS	944.41	-	944.41
	11th FLOOR	04 NOS	944.41	-	944.41
	12th FLOOR	04 NOS	944.41	-	944.41
	13th FLOOR	04 NOS	944.41	-	944.41
	14th FLOOR	04 NOS	944.41	-	944.41
	15th FLOOR	04 NOS	944.41	-	944.41
	16th FLOOR	04 NOS	944.41	-	944.41
	17th FLOOR (REFUGE)	04 NOS	961.35	-	961.35
	18th FLOOR	04 NOS	944.41	-	944.41
	19th FLOOR	04 NOS	944.41	-	944.41
	20th FLOOR	04 NOS	944.41	-	944.41
	21st FLOOR	04 NOS	944.41	-	944.41
	22nd FLOOR	04 NOS	944.41	-	944.41
	23rd FLOOR	04 NOS	944.41	-	944.41
	24th FLOOR	04 NOS	944.41	-	944.41
	25th FLOOR	04 NOS	944.41	-	944.41
	26th FLOOR (REFUGE)	04 NOS	961.35	-	961.35
	27th FLOOR	04 NOS	944.41	-	944.41
	28th FLOOR	04 NOS	944.41	-	944.41
	29th FLOOR	04 NOS	944.41	-	944.41
	30th FLOOR	04 NOS	944.41	-	944.41
	31st FLOOR	04 NOS	944.41	-	944.41
	32nd FLOOR	04 NOS	944.41	-	944.41
	33rd FLOOR	04 NOS	944.41	-	944.41
	34th FLOOR	04 NOS	944.41	-	944.41
	TERRACE FLOOR	-	-	104.32	104.32
	SUB TOTAL	126 NOS	32478.26	104.32	32582.58
03	BLOCK -01 (TOWER - 02)				
	01st FLOOR	02 NOS	894.87	-	894.87
	02nd FLOOR	02 NOS	405.36	-	405.36
	03rd FLOOR	04 NOS	669.41	-	669.41
	04th FLOOR	04 NOS	669.41	-	669.41
	05th FLOOR	04 NOS	669.41	-	669.41
	06th FLOOR	04 NOS	669.41	-	669.41
	07th FLOOR	04 NOS	669.41	-	669.41
	08th FLOOR	04 NOS	669.41	-	669.41
	09th FLOOR	04 NOS	669.41	-	669.41
	10th FLOOR	04 NOS	669.41	-	669.41
	11th FLOOR	04 NOS	669.41	-	669.41
	12th FLOOR	04 NOS	669.41	-	669.41
	13th FLOOR	04 NOS	669.41	-	669.41
	14th FLOOR	04 NOS	669.41	-	669.41
	15th FLOOR	04 NOS	669.41	-	669.41
	16th FLOOR	04 NOS	669.41	-	669.41
	17th FLOOR (REFUGE)	04 NOS	715.01	-	715.01
	18th FLOOR	04 NOS	669.41	-	669.41
	19th FLOOR	04 NOS	669.41	-	669.41
	20th FLOOR	04 NOS	669.41	-	669.41
	21st FLOOR	04 NOS	669.41	-	669.41
	22nd FLOOR	04 NOS	669.41	-	669.41
	23rd FLOOR	04 NOS	669.41	-	669.41
	24th FLOOR	04 NOS	669.41	-	669.41
	25th FLOOR	04 NOS	669.41	-	669.41
	26th FLOOR (REFUGE)	04 NOS	715.01	-	715.01
	27th FLOOR	04 NOS	669.41	-	669.41
	28th FLOOR	04 NOS	669.41	-	669.41
	29th FLOOR	04 NOS	669.41	-	669.41
	30th FLOOR	04 NOS	669.41	-	669.41
	31st FLOOR	04 NOS	669.41	-	669.41
	32nd FLOOR	04 NOS	669.41	-	669.41
	33rd FLOOR	04 NOS	669.41	-	669.41
	TERRACE FLOOR	-	-	114.01	114.01
	SUB TOTAL	128 NOS	22143.14	114.01	22257.15

REGISTERED STRUCTURAL ENGINEER :

S.GATHEESAN, M.Tech (Struct.)
Registered Structural Engineer
DTCP Regn. No.CGLDIST\E/Gr-ii/2019/07/020
Valid upto 16-10-2029
New No.31, Old No.14, Besant Avenue,
Adyar, Chennai - 600 020

ARCHITECT / REGISTERED ENGINEER :

Dhinesh I Architect
CA / 2009 / 43967
10/1, 2nd Street, Kasthuribai Nagar,
Avadi, Chennai - 600 054.
dhinesh.architect@gmail.com

Signature Verified
Digitally Signed by Director
Date: 2025.04.24 15:47:47 IST

THE LANDLENS SUITE

Eight ways to know a piece of land before you pay for it.

This report covers one part of the picture. These cover the rest, drawn from the same government records, for any property in Tamil Nadu.

LandLens One
Ask anything about a property and get an answer grounded in live government records, with the sources shown.
/landlens/one

Verify My Land
Every record check run on one property and returned as a single report.
/landlens/verify-my-land

Legal Opinion
An advocate's written opinion on the title, built on the records we pull for it.
/landlens

One Map
Every layer on one map: the parcel, its boundary, zoning, water bodies and what sits around it.
/landlens/one/map

PriceMap
What land actually changed hands for around this plot, taken from the registered deeds.
/landlens/pricemap

Build Scope
What you are allowed to build here: floor space, height, coverage and setbacks.
/landlens/build-scope

Property Tracker
Watch a property and hear about it when something new is registered against it.
/landlens/property-tracker

Deal Room
Run the transaction in one place: documents, stamping, signatures and the parties.
/landlens/deal-room

FREE TOOLS · NO ACCOUNT NEEDED

Twenty-four checks you can run yourself, at no cost.

Records and verification

The registers themselves, read for you.

- Encumbrance Certificate
- Patta and Chitta
- Field Measurement Sketch
- EC Analyzer
- Bank charge check
- Court case search
- Seller background check
- Approval check by survey

Value and duty

What it is worth and what it costs to register.

- Guideline value by street
- Guideline value by survey
- Stamp duty and registration fees
- Capital gains
- Floor space index
- Area unit converter

Zoning and land use

What the plan says can happen on this land.

- Land use zone finder
- CMDA land use check
- Coastal regulation zone
- Master plan check
- Water bodies finder
- Airport height clearance

Registers and directories

Who holds it, and which office keeps the record.

- Find your registering office
- Temple property check
- Waqf property check
- RERA register

Every free tool
/tools

Services we run for you
/services

The LandLens suite
/landlens/one

Verified RealEstate™

Every claim in this document traces back to a government record.

- Legal opinions, due diligence and title verification
- Building plan, layout and sub-division approvals
- Completion and occupancy certificates, regularisation
- Escrow, negotiation and NRI property management
- Land survey, soil testing, architecture and construction

Verified RealEstate
3/350/2 Mettukuppam,
OMR Thoraipakkam,
Chennai 600 097, India
hello@verified.realestate
+91 9996 12 9996

Prepared from the registers named on the page each finding sits on. Where a register could not be read, this document says so in its place rather than leaving the gap to be read as a clean result.