PP APPROVAL RECORD

Planning Permission

Survey 15

Mutthukaadu

Chengalpattu district, Tamil Nadu

APPROVAL TYPE
Building Plan

ISSUING AUTHORITY
Rural Panchayat

The approval as the planning authority issued it, reproduced in full behind this page.

An approval speaks to what was sanctioned, not to what was built. Completion is a separate record.

Verified RealEstate™

3/350/2 Mettukuppam,
OMR Thoraipakkam,
Chennai 600 097, India

hello@verified.realestate

+91 9996 12 9996

verified.realestate

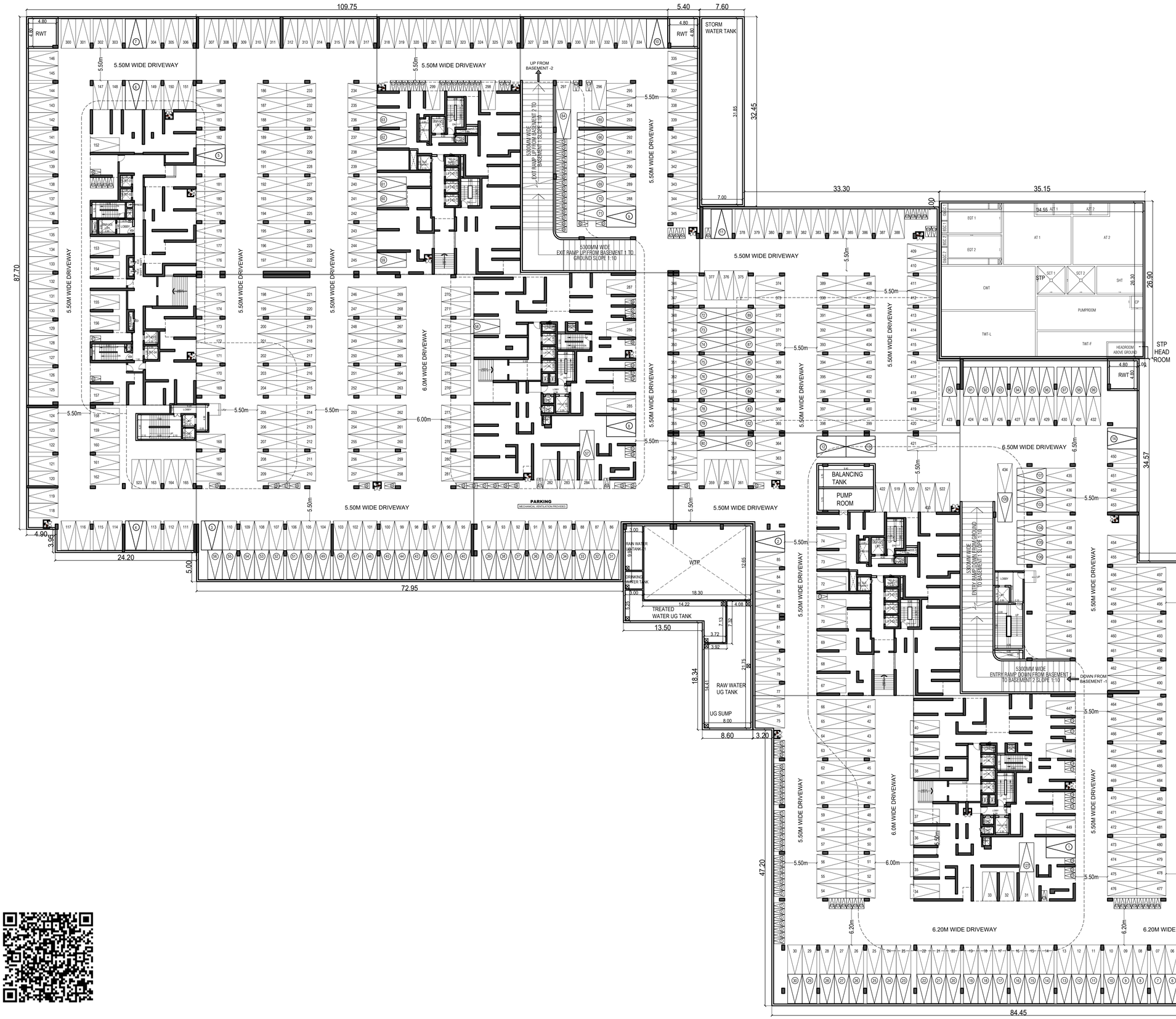

PROJECT:-
PLAN SHOWING THE PROPOSED CONSTRUCTION OF HIGH RISE GROUP DEVELOPMENT RESIDENTIAL & COMMERCIAL BUILDING WITH 4 BLOCKS CONSISTING OF EXTENDED 3 BASEMENT FLOORS BLOCK 1 TO BLOCK 3 (MEANT FOR PARKING) + BLOCK 1 - WING 1 (GROUND FLOOR + 46 FLOORS) WING 2 (GROUND FLOOR + 40 FLOORS) BLOCK 2 - WING 3 (GROUND FLOOR + 40 FLOORS) WING 4 (GROUND FLOOR + 46 FLOORS) BLOCK 3 - WING 5 (GROUND FLOOR + 45 FLOORS)
BLOCK 4 COMMERCIAL (2 BASEMENT FLOORS (MEANT FOR PARKING) + GROUND FLOOR + 5 FLOORS)
@ OLD MAHABALIPURAM ROAD COMPRISED IN S.NO:14/4A1A2, 15/1A1,15/2B, 26/1B, 26/2, 27/1B, 27/2B, 31,32, 33/1, 34/1A, 35, 40/3A, 42, 43,44/1,44/2,
143/7A, 143/8A1, 143/8B1 & 143/6 (Part) OF EGATTUR VILLAGE AND MUTTUKADDU PANCHAYAT, THIRUPPORUR TALUK IN CHENGALPATTU DISTRICT.

SPECIFICATIONS

1. R.C.C PILE FOUNDATION ADOPTED AS PER STRUCTURAL DESIGN.
2. R.C.C. COLUMNS, PLINTH BEAMS, ROOF SLAB, ETC. IN C.C. 1:2:4.
3. RCC SUPER STRUCTURE
4. PLASTERING WORK IN C.M. 1:4.
5. GOOD QUALITY TILE FLOORING IN C.M. 1:3.
6. TWO COATS OF COLOUR OR WHITE WASH.
7. ALL DOORS IN TEAKWOOD.
7. ALL WINDOWS IN ALUMINIUM
8. TWO COATS OF ENAMEL PAINT OVER ONE COAT OF PRIMER ON WOOD WORK
9. WEATHERING COURSE IN BRICK JELLY CONCRETE IN C.M. WITH TWO COURSES OF FLAT TILES LAID TO DETAIL

JOINERY SCHEDULE

DOORS

TAG	DESCRIPTION	WIDTH	HEIGHT	SILL HT	LINTEL HT
FRD	FIRE DOOR	1150	2150	0	2150
D	ENTRANCE DOOR	1310	2450	0	2450
D1	DOOR	910	2150	0	2150
D2	DOOR	810	2150	0	2150
D3	DOOR	810	2150	0	2150
SD1	SLIDING DOOR	3000	2150	0	2150
SD2	SLIDING DOOR	2450	2150	0	2150
SD3	SLIDING DOOR	2200	2150	0	2150
SD4	SLIDING DOOR	1650	2150	0	2150

COLOUR INDEX

PROPOSED
BOUNDARY
ROAD

North

ALL DIMENSIONS ARE IN METRES

SCALE = 1:350

OWNER'S SIGNATURE

STRUCTURAL ENGINEER'S SIGNATURE

Er. K. MURALI, BE(Civil), ME(Struct)
Registered Structural Engineer Grade-I(SE)DTCP
Chengalpattu Reg.No. CGLRGN/SE/Gr-I/2019/09/038
New No.14, Old No.34, Damodaran Street,
T.Nagar, Chennai-17.
Mobile: 97890 18902, Ph: 2434 0048
Email id : murali1971@gmail.com

ARCHITECT'S SIGNATURE

K. SHIVA SHANKAR
ARCHITECT
CA No. / 89 / 12213

ED+ ARCHITECTURE
'Kailash', 6/25, Cenotaph Road,
First Street,Teynampet, Chennai - 600 018.
Tel : 24357906, 24362396, 24362397
E-mail : contact@edarch.in

BASEMENT - 01 FLOOR PLAN

SHEET-02/36

BASEMENT FLOOR MECHANICALLY VENTILATED

TOTAL NUMBER OF CAR PARKS - 664
TOTAL NUMBER OF TWO WHEELERS - 142

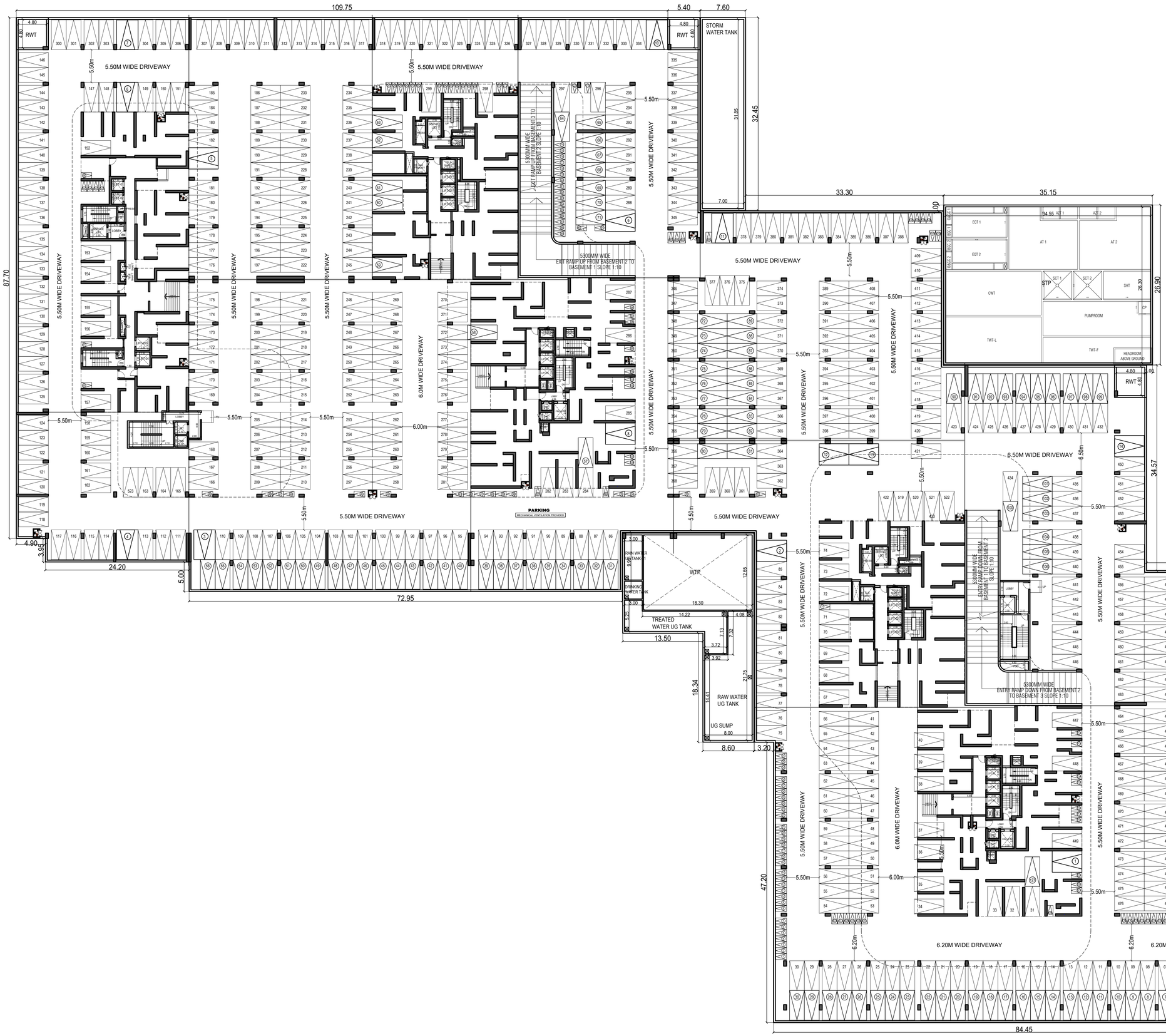

BASEMENT FLOOR
MECHANICALLY VENTILATED

TOTAL NUMBER OF CAR PARKS - 664
TOTAL NUMBER OF TWO WHEELERS - 142

PROJECT:-
PLAN SHOWING THE PROPOSED CONSTRUCTION OF HIGH RISE GROUP DEVELOPMENT RESIDENTIAL & COMMERCIAL BUILDING WITH 4 BLOCKS CONSISTING OF EXTENDED 3 BASEMENT FLOORS BLOCK 1 TO BLOCK 3 (MEANT FOR PARKING) + BLOCK 1 - WING 1 (GROUND FLOOR + 46 FLOORS) WING 2 (GROUND FLOOR + 40 FLOORS) BLOCK 2 - WING 3 (GROUND FLOOR + 40 FLOORS) WING 4 (GROUND FLOOR + 46 FLOORS) BLOCK 3 - WING 5 (GROUND FLOOR + 45 FLOORS)
BLOCK 4 COMMERCIAL (2 BASEMENT FLOORS (MEANT FOR PARKING) + GROUND FLOOR + 5 FLOORS)
@ OLD MAHABALIPURAM ROAD
COMPRISED IN S.NO:14/4A1A2, 15/1A1,15/2B, 26/1B, 26/2, 27/1B, 27/2B, 31,32, 33/1, 34/1A, 35, 40/3A, 42, 43,44/1,44/2,
143/7A, 143/8A1, 143/8B1 & 143/6 (Part) OF EGATTUR VILLAGE AND
MUTTUKADDU PANCHAYAT,
THIRUPPORUR TALUK IN
CHENGALPATTU DISTRICT.

SPECIFICATIONS

1. R.C.C PILE FOUNDATION ADOPTED AS PER STRUCTURAL DESIGN.
2. R.C.C. COLUMNS, PLINTH BEAMS, ROOF SLAB, ETC. IN C.C. 1:2:4.
3. RCC SUPER STRUCTURE
4. PLASTERING WORK IN C.M. 1:4.
5. GOOD QUALITY TILE FLOORING IN C.M. 1:3.
6. TWO COATS OF COLOUR OR WHITE WASH.
7. ALL DOORS IN TEAKWOOD.
7. ALL WINDOWS IN ALUMINIUM
8. TWO COATS OF ENAMEL PAINT OVER ONE COAT OF PRIMER ON WOOD WORK
9. WEATHERING COURSE IN BRICK JELLY CONCRETE IN C.M. WITH TWO COURSES OF FLAT TILES LAID TO DETAIL

JOINERY SCHEDULE

DOORS

TAG	DESCRIPTION	WIDTH	HEIGHT	SILL HT	LINTEL HT
FRD	FIRE DOOR	1150	2150	0	2150
D	ENTRANCE DOOR	1310	2450	0	2450
D1	DOOR	910	2150	0	2150
D2	DOOR	810	2150	0	2150
D3	DOOR	810	2150	0	2150
SD1	SLIDING DOOR	3000	2150	0	2150
SD2	SLIDING DOOR	2450	2150	0	2150
SD3	SLIDING DOOR	2200	2150	0	2150
SD4	SLIDING DOOR	1650	2150	0	2150

COLOUR INDEX

PROPOSED
BOUNDARY
ROAD

North

ALL DIMENSIONS ARE IN METRES

SCALE = 1:350

OWNER'S SIGNATURE

STRUCTURAL ENGINEER'S SIGNATURE

Er. K. MURALI, BE(Civil), M.E(Struct)
Registered Structural Engineer Grade-I(SE)DTCP
Chengalpattu Reg.No. CGLRGN/SE/Gr-V/2019/09/038
New No.14, Old No.34, Damodaran Street,
T.Nagar, Chennai-17.
Mobile: 97890 18902, Off: 2434 0045
Email id : muralirasi1971@gmail.com

ARCHITECT'S SIGNATURE

K. SHIVA SHANKAR
ARCHITECT
CA No. / 89 / 12213

ED+ ARCHITECTURE
'Kailash', 6/25, Cenotaph Road,
First Street,Teynampet, Chennai - 600 018.
Tel : 24357906, 24362396, 24362397
E-mail : contact@edarch.in

BASEMENT - 02
FLOOR PLAN

SHEET-03/36

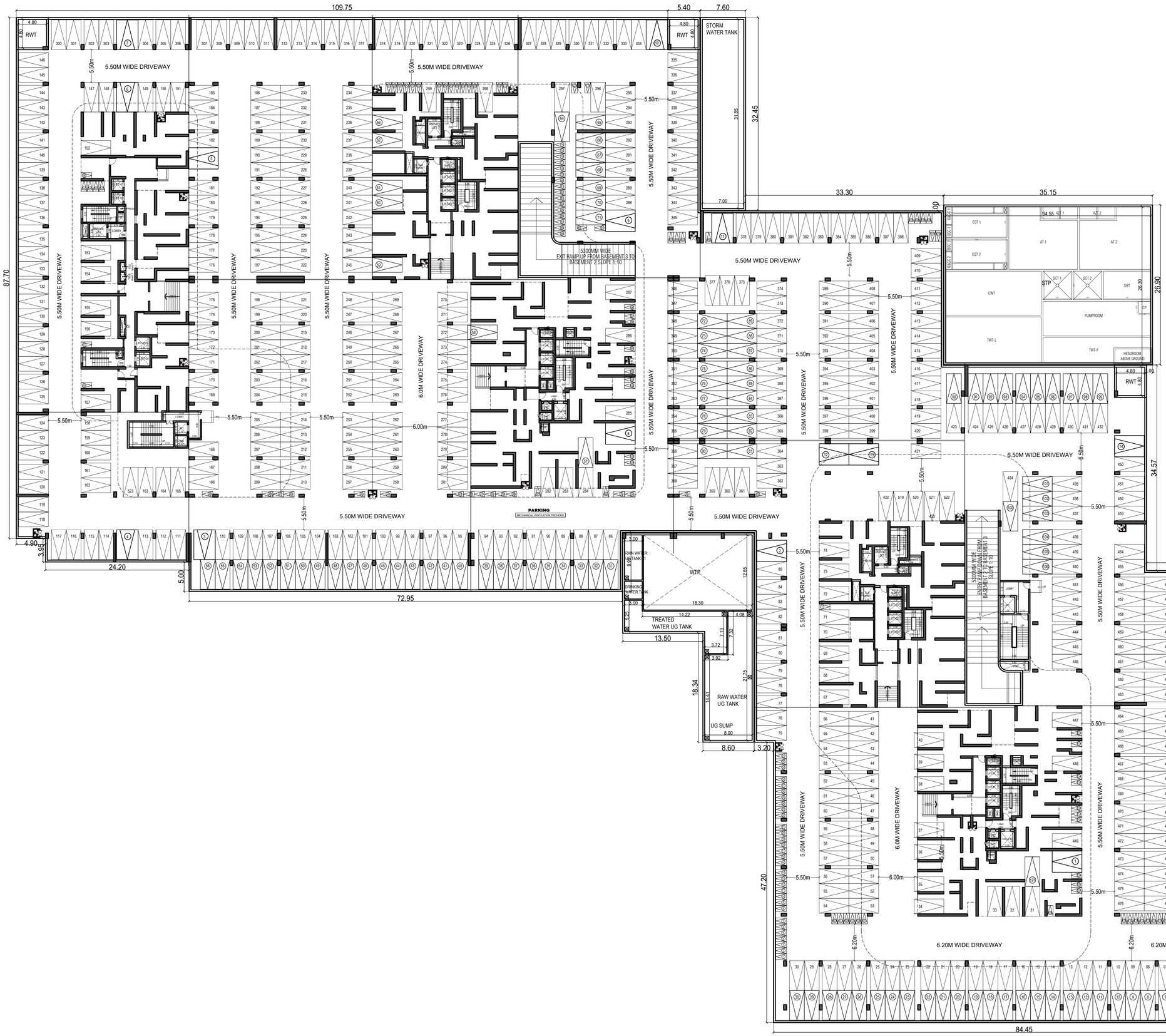

BASEMENT FLOOR
MECHANICALLY VENTILATED

TOTAL NUMBER OF CAR PARKS - 664
TOTAL NUMBER OF TWO WHEELERS - 142

PROJECT:-
PLAN SHOWING THE PROPOSED CONSTRUCTION OF HIGH RISE GROUP DEVELOPMENT RESIDENTIAL & COMMERCIAL BUILDING WITH 4 BLOCKS CONSISTING OF EXTENDED 3 BASEMENT FLOORS BLOCK 1 TO BLOCK 3 (MEANT FOR PARKING) + BLOCK 1 - WING 1 (GROUND FLOOR + 46 FLOORS) WING 2 (GROUND FLOOR + 40 FLOORS) BLOCK 2 - WING 3 (GROUND FLOOR + 40 FLOORS) WING 4 (GROUND FLOOR + 46 FLOORS) BLOCK 3 - WING 5 (GROUND FLOOR + 45 FLOORS)
BLOCK 4 COMMERCIAL (2 BASEMENT FLOORS (MEANT FOR PARKING) + GROUND FLOOR + 5 FLOORS)
@ OLD MAHABALIPURAM ROAD
COMPRISED IN S.NO:14/4A1A2, 15/1A1,15/2B, 26/1B, 26/2, 27/1B, 27/2B, 31,32, 33/1, 34/1A, 35, 40/3A, 42, 43,44/1,44/2,
143/7A, 143/8A1, 143/8B1 & 143/6 (Part) OF EGATTUR VILLAGE AND
MUTTUKADDU PANCHAYAT,
THIRUPPORUR TALUK IN
CHENGALPATTU DISTRICT.

SPECIFICATIONS

1. R.C.C PILE FOUNDATION ADOPTED AS PER STRUCTURAL DESIGN.
2. R.C.C. COLUMNS, PLINTH BEAMS, ROOF SLAB, ETC. IN C.C. 1:2:4.
3. RCC SUPER STRUCTURE
4. PLASTERING WORK IN C.M. 1:4.
5. GOOD QUALITY TILE FLOORING IN C.M. 1:3.
6. TWO COATS OF COLOUR OR WHITE WASH.
7. ALL DOORS IN TEAKWOOD.
7. ALL WINDOWS IN ALUMINIUM
8. TWO COATS OF ENAMEL PAINT OVER ONE COAT OF PRIMER ON WOOD WORK
9. WEATHERING COURSE IN BRICK JELLY CONCRETE IN C.M. WITH TWO COURSES OF FLAT TILES LAID TO DETAIL

JOINERY SCHEDULE

DOORS

TAG	DESCRIPTION	WIDTH	HEIGHT	SILL HT	LINTEL HT
FRD	FIRE DOOR	1150	2150	0	2150
D	ENTRANCE DOOR	1310	2450	0	2450
D1	DOOR	910	2150	0	2150
D2	DOOR	810	2150	0	2150
D3	DOOR	810	2150	0	2150
SD1	SLIDING DOOR	3000	2150	0	2150
SD2	SLIDING DOOR	2450	2150	0	2150
SD3	SLIDING DOOR	2200	2150	0	2150
SD4	SLIDING DOOR	1650	2150	0	2150

COLOUR INDEX

PROPOSED
BOUNDARY
ROAD

North

ALL DIMENSIONS ARE IN METRES

SCALE = 1:350

OWNER'S SIGNATURE

STRUCTURAL ENGINEER'S SIGNATURE

Er. K. MURALI, BE(Civil), M.E(Struct)
Registered Structural Engineer Grade-I(SE)DTCP
Chengalpattu Reg.No. CGLRGN/SE/Gr-V/2019/09/038
New No.14, Old No.34, Damodaran Street,
T.Nagar, Chennai-17.
Mobile: 97890 18902, Off: 2434 0045
Email id : muralirasi1971@gmail.com

ARCHITECT'S SIGNATURE

K. SHIVA SHANKAR
ARCHITECT
CA No. / 89 / 12213

ED+ ARCHITECTURE
'Kailash', 6/25, Cenotaph Road,
First Street,Teynampet, Chennai - 600 018.
Tel : 24357906, 24362396, 24362397
E-mail : contact@edarch.in

BASEMENT - 03
FLOOR PLAN

SHEET-04/36

PROJECT:-
PLAN SHOWING THE PROPOSED CONSTRUCTION OF HIGH RISE GROUP DEVELOPMENT RESIDENTIAL & COMMERCIAL BUILDING WITH 4 BLOCKS CONSISTING OF EXTENDED 3 BASEMENT FLOORS BLOCK 1 TO BLOCK 3 (MEANT FOR PARKING) + BLOCK 1 -
WING 1 (GROUND FLOOR + 46 FLOORS)
WING 2 (GROUND FLOOR + 40 FLOORS)
BLOCK 2 - WING 3 (GROUND FLOOR + 40 FLOORS) WING 4 (GROUND FLOOR + 46 FLOORS) BLOCK 3 - WING 5 (GROUND FLOOR + 45 FLOORS)
BLOCK 4 COMMERCIAL (2 BASEMENT FLOORS (MEANT FOR PARKING) + GROUND FLOOR + 5 FLOORS)
@ OLD MAHABALIPURAM ROAD COMPRISED IN S.NO:14/4A1A2, 15/1A1,15/2B, 26/1B, 26/2, 27/1B, 27/2B, 31,32, 33/1, 34/1A, 35, 40/3A, 42, 43,44/1,44/2,
143/7A, 143/8A1, 143/8B1 & 143/6 (Part)
OF EGATTUR VILLAGE AND MUTTUKADDU PANCHAYAT, THIRUPPORUR TALUK IN CHENGALPATTU DISTRICT.

SPECIFICATIONS

1. R.C.C PILE / RAFT FOUNDATION ADOPTED AS PER STRUCTURAL DESIGN.
2. R.C.C. COLUMNS, PLINTH BEAMS, ROOF SLAB, ETC. IN C.C. 1:2:4.
3. RCC SUPER STRUCTURE
4. PLASTERING WORK IN C.M. 1:4.
5. GOOD QUALITY TILE FLOORING IN C.M. 1:3.
6. TWO COATS OF COLOUR OR WHITE WASH.
7. ALL DOORS IN TEAKWOOD.
7. ALL WINDOWS IN ALUMINIUM
8. TWO COATS OF ENAMEL PAINT OVER ONE COAT OF PRIMER ON WOOD WORK
9. WEATHERING COURSE IN BRICK JELLY CONCRETE IN C.M. WITH TWO COURSES OF FLAT TILES LAID TO DETAIL

COLOUR INDEX

PROPOSED
BOUNDARY
ROAD

North

ALL DIMENSIONS ARE IN METRES

SCALE = 1:300

OWNER'S SIGNATURE

STRUCTURAL ENGINEER'S

Er. K. MURALI, BE(Civil), M.E(Struct)
Registered Structural Engineer Grade-I(SE)DTCP
Chengalpattu Reg.No. CGLRGN/SE/Gr-V2019/09/038
New No.14, Old No.34, Damodaran Street,
T.Nagar, Chennai-17.
Mobile: 97890 18902, Off: 2434 0045
Email id : muralirasi1971@gmail.com

ARCHITECT'S SIGNATURE

K. SHIVA SHANKAR
ARCHITECT
CA No. I 89 / 12213

ED+ ARCHITECTURE
'Kailash', 6/25, Cenotaph Road,
First Street,Teynampet, Chennai - 600 018.
Tel : 24357906, 24362396, 24362397
E-mail : contact@edarch.in

SITE CUM GROUND FLOOR PLAN

SHEET-05/36

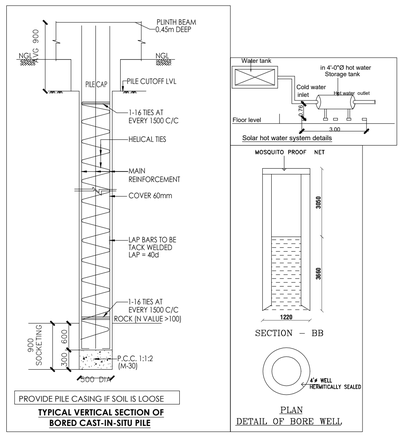

TYPICAL VERTICAL SECTION OF BORED CAST-IN-SITU PILE

DETAIL OF BORE WELL

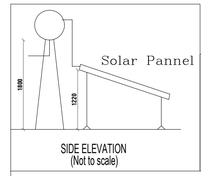

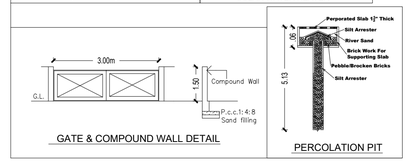

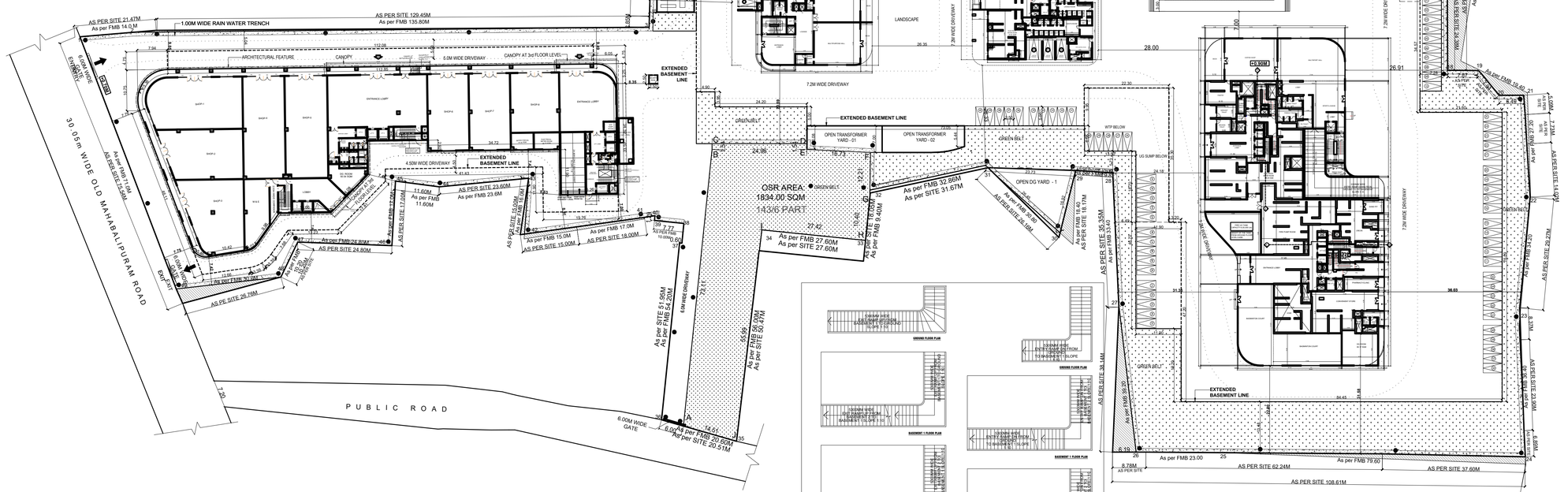

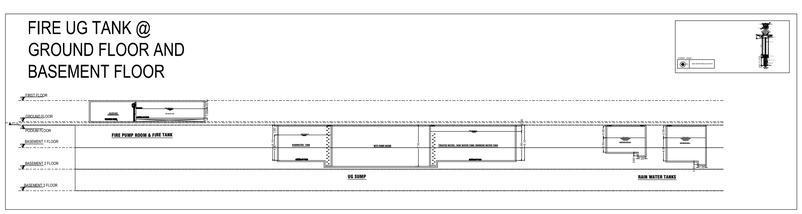

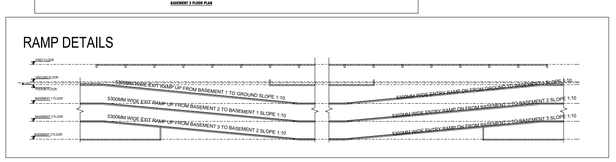

WING -2 GROUND FLOOR PLAN
(CLUB HOUSE)

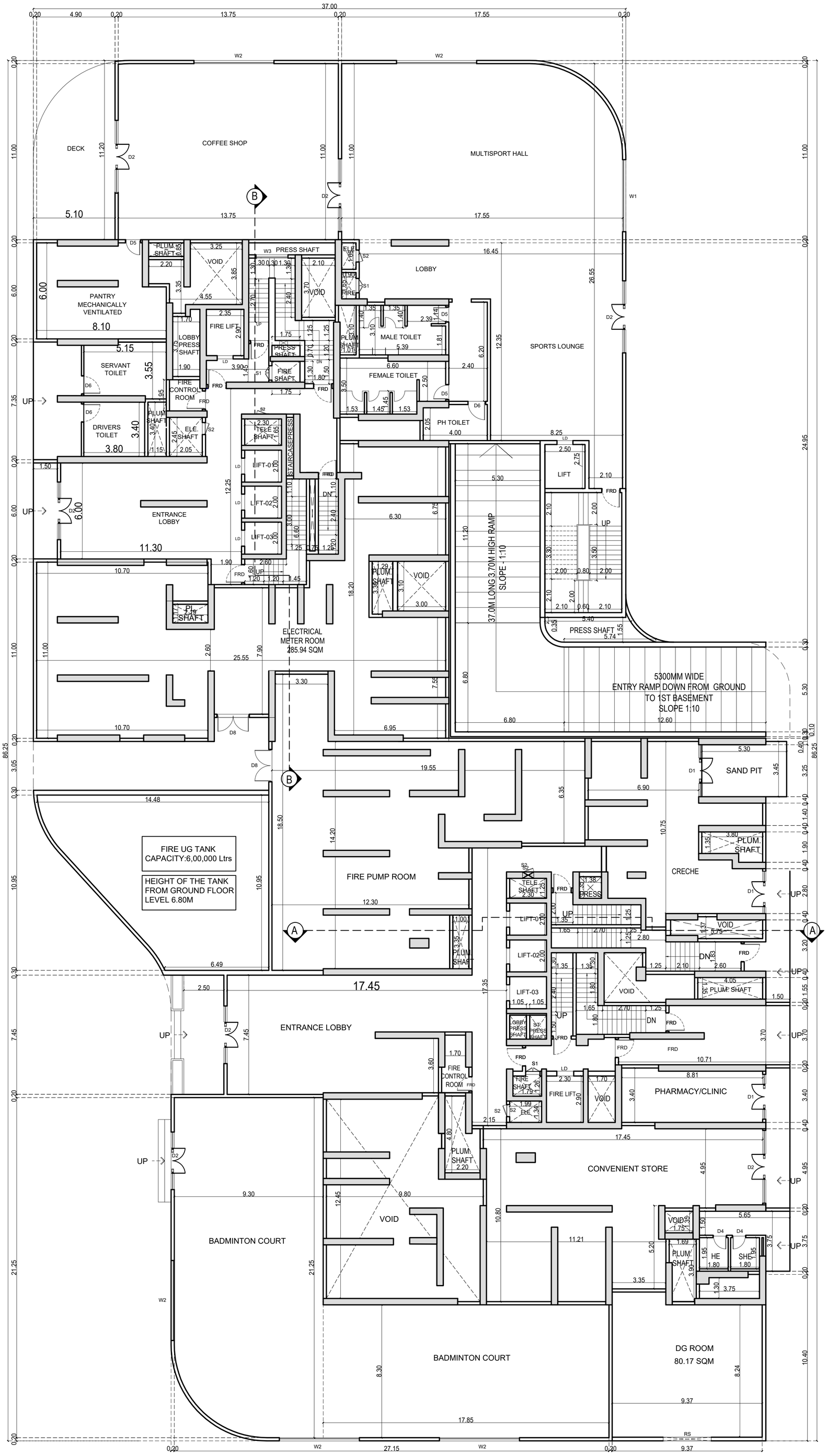

WING -1 GROUND FLOOR PLAN
(CLUB HOUSE)

MECHANICALLY VENTILATED

PROJECT:-
PLAN SHOWING THE PROPOSED CONSTRUCTION OF HIGH RISE GROUP DEVELOPMENT RESIDENTIAL & COMMERCIAL BUILDING WITH 4 BLOCKS CONSISTING OF EXTENDED 3 BASEMENT FLOORS BLOCK 1 TO BLOCK 3 (MEANT FOR PARKING) + BLOCK 1 -
WING 1 (GROUND FLOOR + 46 FLOORS)
WING 2 (GROUND FLOOR + 40 FLOORS)
BLOCK 2 - WING 3 (GROUND FLOOR + 40 FLOORS) WING 4 (GROUND FLOOR + 46 FLOORS) BLOCK 3 - WING 5 (GROUND FLOOR + 45 FLOORS)
BLOCK 4 COMMERCIAL (2 BASEMENT FLOORS (MEANT FOR PARKING) + GROUND FLOOR + 5 FLOORS)
@ OLD MAHABALIPURAM ROAD COMPRISED IN S.NO:14/4A1A2, 15/1A1,15/2B, 26/1B, 26/2, 27/1B, 27/2B, 31,32, 33/1, 34/1A, 35, 40/3A, 42, 43,44/1,44/2,
143/7A, 143/8A1, 143/8B1 & 143/6 (Part) OF EGATTUR VILLAGE AND MUTTUKADDU PANCHAYAT, THIRUPPORUR TALUK IN CHENGALPATTU DISTRICT.

SPECIFICATIONS

1. R.C.C PILE / RAFT FOUNDATION ADOPTED AS PER STRUCTURAL DESIGN.
2. R.C.C. COLUMNS, PLINTH BEAMS, ROOF SLAB, ETC. IN C.C. 1:2:4.
3. RCC SUPER STRUCTURE
4. PLASTERING WORK IN C.M. 1:4.
5. GOOD QUALITY TILE FLOORING IN C.M. 1:3.
6. TWO COATS OF COLOUR OR WHITE WASH.
7. ALL DOORS IN TEAKWOOD.
7. ALL WINDOWS IN ALUMINIUM
8. TWO COATS OF ENAMEL PAINT OVER ONE COAT OF PRIMER ON WOOD WORK
9. WEATHERING COURSE IN BRICK JELLY CONCRETE IN C.M. WITH TWO COURSES OF FLAT TILES LAID TO DETAIL

JOINERY SCHEDULE

DOORS

TAG	DESCRIPTION	WIDTH	HEIGHT	SILL HT	LINTEL HT
FRD	FIRE DOOR	1150	2150	0	2150
D	ENTRANCE DOOR	1110	2450	0	2450
D1	DOOR	910	2150	0	2150
D2	DOOR	810	2150	0	2150
D3	DOOR	810	2150	0	2150
SD1	SLIDING DOOR	3500	2150	0	2150
SD2	SLIDING DOOR	2450	2150	0	2150
SD3	SLIDING DOOR	2200	2150	0	2150
SD4	SLIDING DOOR	1650	2150	0	2150

WINDOWS

TAG	DESCRIPTION	WIDTH	HEIGHT	SILL HT	LINTEL HT
W1	WINDOW	2000	1950	200	2150
W2	WINDOW	1500	1950	200	2150
KW1	WINDOW	1200	1000	1150	2150
KW2	WINDOW	900	1000	1150	2150
KW3	WINDOW	500	1950	200	2150
SW	WINDOW	2000	1000	1150	2150
SW1	WINDOW	1200	1000	1150	2150

VENTILATORS

TAG	DESCRIPTION	WIDTH	HEIGHT	SILL HT	LINTEL HT
V1	VENTILATOR (openable)	650	1000	1150	2150

ACCESS PANEL DOORS

TAG	DESCRIPTION	WIDTH	HEIGHT	SILL HT	LINTEL HT
S1	SHAFT	900	1500	650	2150
S2	SHAFT	750	1500	650	2150
S3	SHAFT	1200	2450	0	2450
AP1	SHAFT	900	2000	150	2150
AP2	SHAFT	600	1500	650	2150

CLUBHOUSE JOINERY SCHEDULE

DOORS

TAG	DESCRIPTION	WIDTH	HEIGHT	SILL HT	LINTEL HT
FRD	FIRE DOOR	1150	2150	0	2150
D1	ENTRANCE DOOR	2800	2450	0	2450
D2	ENTRANCE DOOR	4550	2450	0	2450
D3	ENTRANCE DOOR	1600	4500	0	4500
D4	DOOR	850	2150	0	2150
D5	DOOR	950	2150	0	2150
D6	DOOR	1150	2150	0	2150
D7	DOOR	810	2150	0	2150
D8	DOOR	2030	2150	0	2150
D9	DOOR	1200	2150	0	2150
D10	DOOR	7600	2450	0	2450
SD1	SLIDING DOOR	2200	2150	0	2150

WINDOWS

TAG	DESCRIPTION	WIDTH	HEIGHT	SILL HT	LINTEL HT
W1	WINDOW	4500	1950	200	2150
W2	WINDOW	5000	1950	200	2150
W3	WINDOW	2000	1500	650	2150

ACCESS PANEL DOOR

TAG	DESCRIPTION	WIDTH	HEIGHT	SILL HT	LINTEL HT
S1	SHAFT DOOR	900	1500	650	2150
S2	SHAFT DOOR	750	1500	650	2150
RS	ROLLING SHUTTER	3000	2150	0	2150

North

ALL DIMENSIONS ARE IN METRES

SCALE = 1:100

OWNER'S SIGNATURE

STRUCTURAL ENGINEER'S SIGNATURE

Er. K. MURALI, BE(Civil), M.E(Struct)
Registered Structural Engineer Grade-I(SE)DTCP
Chengalpattu Reg.No. CGL/RGN/SE/Gr-I/2019/09/038
New No.14, Old No.34, Damodaran Street,
T.Nagar, Chennai-17.
Mobile: 97890 18902, Off: 2434 0045
Email id : muralirasi1971@gmail.com

ARCHITECT'S SIGNATURE

K. SHIVA SHANKAR
ARCHITECT
CA No. / 89 / 12213

ED+ ARCHITECTURE
'Kailash', 6/25, Cenotaph Road,
First Street,Teynampet, Chennai - 600 018.
Tel : 24357906, 24362396, 24362397
E-mail : contact@edarch.in

BLOCK 01 - WING 01 & 02
GROUND FLOOR PLAN
(CLUBHOUSE)

WING -2 FIRST FLOOR PLAN
(TYPICAL FLOOR / PARTLY CLUB HOUSE)

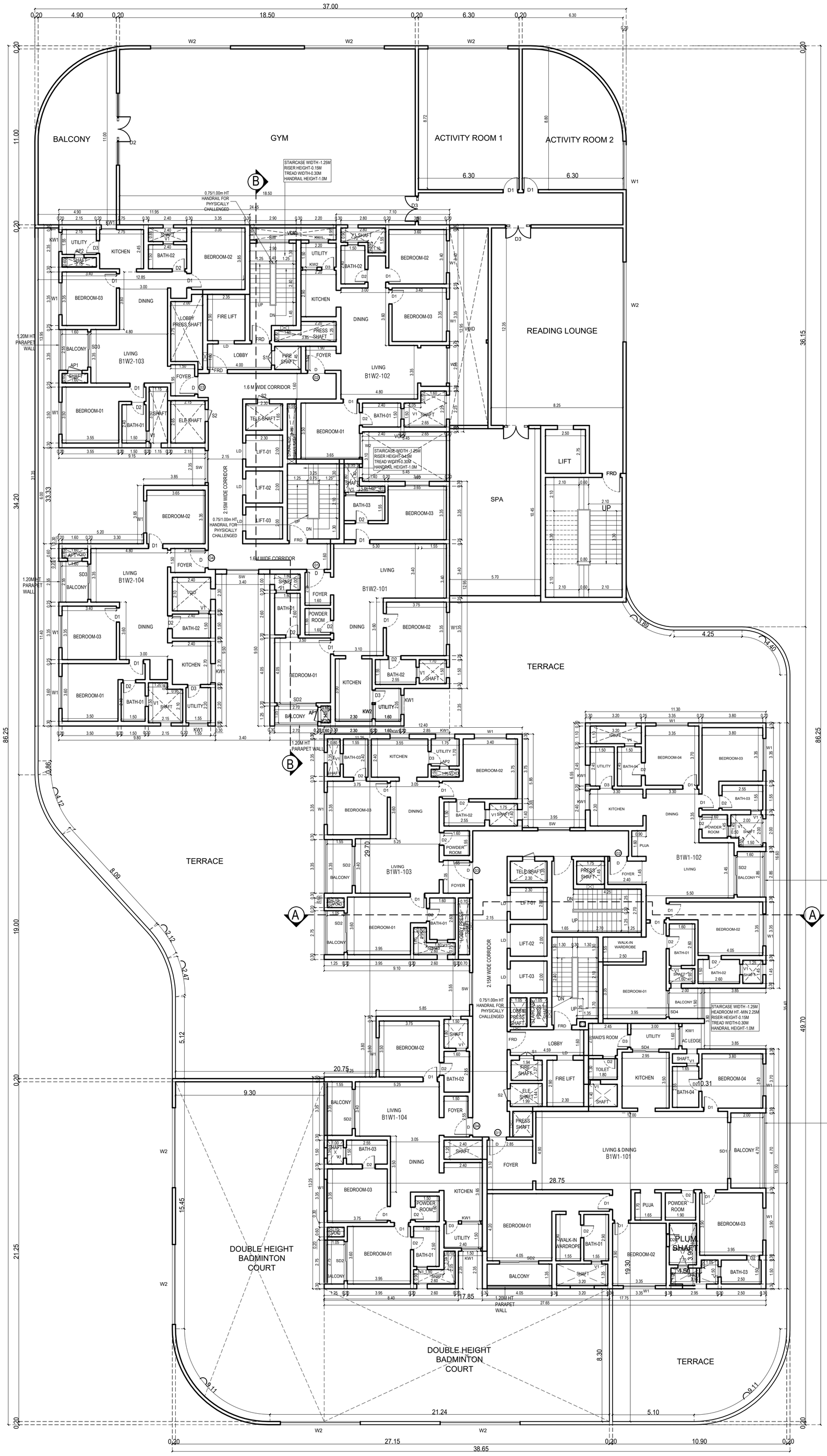

PROJECT:-
PLAN SHOWING THE PROPOSED CONSTRUCTION OF HIGH RISE GROUP DEVELOPMENT RESIDENTIAL & COMMERCIAL BUILDING WITH 4 BLOCKS CONSISTING OF EXTENDED 3 BASEMENT FLOORS BLOCK 1 TO BLOCK 3 (MEANT FOR PARKING) + BLOCK 1 -
WING 1 (GROUND FLOOR + 46 FLOORS)
WING 2 (GROUND FLOOR + 40 FLOORS)
BLOCK 2 - WING 3 (GROUND FLOOR + 40 FLOORS) WING 4 (GROUND FLOOR + 46 FLOORS) BLOCK 3 - WING 5 (GROUND FLOOR + 45 FLOORS)
BLOCK 4 COMMERCIAL (2 BASEMENT FLOORS (MEANT FOR PARKING) + GROUND FLOOR + 5 FLOORS)
@ OLD MAHABALIPURAM ROAD COMPRISED IN S.NO:14/4A1A2, 15/1A1,15/2B, 26/1B, 26/2, 27/1B, 27/2B, 31,32, 33/1, 34/1A, 35, 40/3A, 42, 43,44/1,44/2,
143/7A, 143/8A1, 143/8B1 & 143/6 (Part) OF EGATTUR VILLAGE AND MUTTUKADDU PANCHAYAT, THIRUPPORUR TALUK IN CHENGALPATTU DISTRICT.

SPECIFICATIONS

1. R.C.C PILE / RAFT FOUNDATION ADOPTED AS PER STRUCTURAL DESIGN.
2. R.C.C. COLUMNS, PLINTH BEAMS, ROOF SLAB, ETC. IN C.C. 1:2:4.
3. RCC SUPER STRUCTURE
4. PLASTERING WORK IN C.M. 1:4.
5. GOOD QUALITY TILE FLOORING IN C.M. 1:3.
6. TWO COATS OF COLOUR OR WHITE WASH.
7. ALL DOORS IN TEAKWOOD.
7. ALL WINDOWS IN ALUMINIUM
8. TWO COATS OF ENAMEL PAINT OVER ONE COAT OF PRIMER ON WOOD WORK
9. WEATHERING COURSE IN BRICK JELLY CONCRETE IN C.M. WITH TWO COURSES OF FLAT TILES LAID TO DETAIL

JOINERY SCHEDULE

DOORS

TAG	DESCRIPTION	WIDTH	HEIGHT	SILL HT	LINTEL HT
FRD	FIRE DOOR	1150	2150	0	2150
D	ENTRANCE DOOR	1110	2450	0	2450
D1	DOOR	910	2150	0	2150
D2	DOOR	810	2150	0	2150
D3	DOOR	810	2150	0	2150
SD1	SLIDING DOOR	3500	2150	0	2150
SD2	SLIDING DOOR	2450	2150	0	2150
SD3	SLIDING DOOR	2200	2150	0	2150
SD4	SLIDING DOOR	1650	2150	0	2150

WINDOWS

TAG	DESCRIPTION	WIDTH	HEIGHT	SILL HT	LINTEL HT
W1	WINDOW	2000	1950	200	2150
W2	WINDOW	1500	1950	200	2150
KW1	WINDOW	1200	1000	1150	2150
KW2	WINDOW	900	1000	1150	2150
KW3	WINDOW	500	1950	200	2150
SW	WINDOW	2000	1000	1150	2150
SW1	WINDOW	1200	1000	1150	2150

VENTILATORS

TAG	DESCRIPTION	WIDTH	HEIGHT	SILL HT	LINTEL HT
V1	VENTILATOR (openable)	650	1000	1150	2150

ACCESS PANEL DOORS

TAG	DESCRIPTION	WIDTH	HEIGHT	SILL HT	LINTEL HT
S1	SHAFT	900	1500	650	2150
S2	SHAFT	750	1500	650	2150
S3	SHAFT	1200	2450	0	2450
AP1	SHAFT	900	2000	150	2150
AP2	SHAFT	600	1500	650	2150

CLUBHOUSE JOINERY SCHEDULE

DOORS

TAG	DESCRIPTION	WIDTH	HEIGHT	SILL HT	LINTEL HT
FRD	FIRE DOOR	1150	2150	0	2150
D1	ENTRANCE DOOR	2800	2450	0	2450
D2	ENTRANCE DOOR	4550	2450	0	2450
D3	ENTRANCE DOOR	1600	4500	0	4500
D4	DOOR	850	2150	0	2150
D5	DOOR	950	2150	0	2150
D6	DOOR	1150	2150	0	2150
D7	DOOR	810	2150	0	2150
D8	DOOR	2030	2150	0	2150
D9	DOOR	1200	2150	0	2150
D10	DOOR	7600	2450	0	2450
SD1	SLIDING DOOR	2200	2150	0	2150

WINDOWS

TAG	DESCRIPTION	WIDTH	HEIGHT	SILL HT	LINTEL HT
W1	WINDOW	4500	1950	200	2150
W2	WINDOW	5000	1950	200	2150
W3	WINDOW	2000	1500	650	2150

ACCESS PANEL DOOR

TAG	DESCRIPTION	WIDTH	HEIGHT	SILL HT	LINTEL HT
S1	SHAFT DOOR	900	1500	650	2150
S2	SHAFT DOOR	750	1500	650	2150
RS	ROLLING SHUTTER	3000	2150	0	2150

North

ALL DIMENSIONS ARE IN METRES

SCALE = 1:100

OWNER'S SIGNATURE

STRUCTURAL ENGINEER'S SIGNATURE

Er. K. MURALI, BE(Civil), M.E(Struct)
Registered Structural Engineer Grade-I(SE)DTCP
Chengalpattu Reg.No. CGLRGN/SE/Gr-I/2019/09/038
New No.14, Old No.34, Damodaran Street,
T.Nagar, Chennai-17.
Mobile: 97890 18902, Off: 2434 0045
Email id : muralirasi1971@gmail.com

ARCHITECT'S SIGNATURE

K. SHIVA SHANKAR
ARCHITECT
CA No. / 89 / 12213

ED+ ARCHITECTURE
'Kailash', 6/25, Cenotaph Road,
First Street,Teynampet, Chennai - 600 018.
Tel : 24357906, 24362396, 24362397
E-mail : contact@edarch.in

BLOCK 01 - WING 01 & 02

FIRST FLOOR PLAN
(TYPICAL FLOOR / PARTLY CLUB HOUSE)

SHEET-07/36

MECHANICALLY VENTILATED

WING -1 FIRST FLOOR PLAN
(TYPICAL FLOOR / PARTLY CLUB HOUSE)

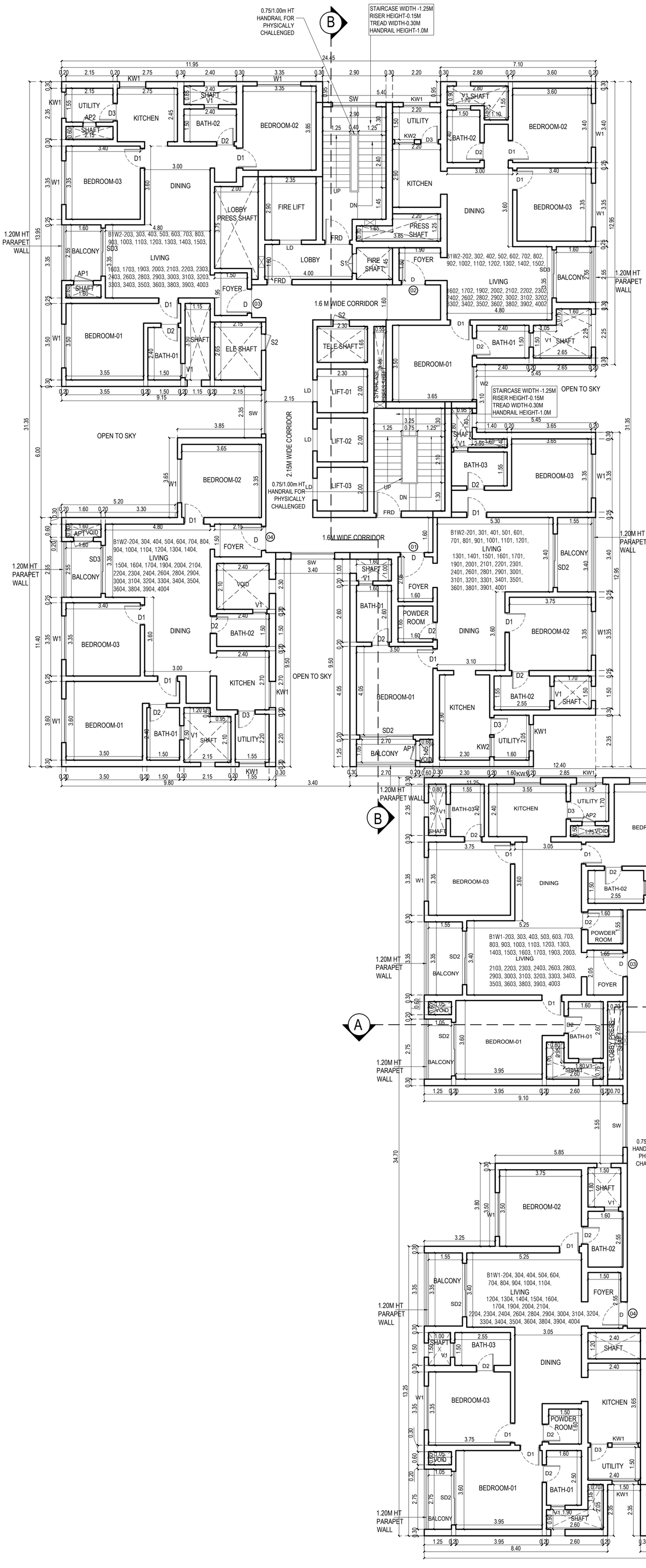

TYPICAL FLOOR PLAN
(2ND TO 17TH, 19TH TO 24TH, 26TH, 28TH TO 36TH, 38TH TO 40TH)

MECHANICALLY VENTILATED

PROJECT:-
PLAN SHOWING THE PROPOSED CONSTRUCTION OF HIGH RISE GROUP DEVELOPMENT RESIDENTIAL & COMMERCIAL BUILDING WITH 4 BLOCKS CONSISTING OF EXTENDED 3 BASEMENT FLOORS BLOCK 1 TO BLOCK 3 (MEANT FOR PARKING) + BLOCK 1 -
WING 1 (GROUND FLOOR + 46 FLOORS)
WING 2 (GROUND FLOOR + 40 FLOORS)
BLOCK 2 - WING 3 (GROUND FLOOR + 40 FLOORS) WING 4 (GROUND FLOOR + 46 FLOORS) BLOCK 3 - WING 5 (GROUND FLOOR + 45 FLOORS)
BLOCK 4 COMMERCIAL (2 BASEMENT FLOORS (MEANT FOR PARKING) + GROUND FLOOR + 5 FLOORS)
@ OLD MAHABALIPURAM ROAD COMPRISED IN S.NO:14/4A1A2, 15/1A1,15/2B, 26/1B, 26/2, 27/1B, 27/2B, 31,32, 33/1, 34/1A, 35, 40/3A, 42, 43,44/1,44/2,
143/7A, 143/8A1, 143/8B1 & 143/6 (Part) OF EGATTUR VILLAGE AND MUTTUKADDU PANCHAYAT, THIRUPPORUR TALUK IN CHENGALPATTU DISTRICT.

SPECIFICATIONS

1. R.C.C PILE / RAFT FOUNDATION ADOPTED AS PER STRUCTURAL DESIGN.
2. R.C.C. COLUMNS, PLINTH BEAMS, ROOF SLAB, ETC. IN C.C. 1:2:4.
3. RCC SUPER STRUCTURE
4. PLASTERING WORK IN C.M. 1:4.
5. GOOD QUALITY TILE FLOORING IN C.M. 1:3.
6. TWO COATS OF COLOUR OR WHITE WASH.
7. ALL DOORS IN TEAKWOOD.
7. ALL WINDOWS IN ALUMINIUM
8. TWO COATS OF ENAMEL PAINT OVER ONE COAT OF PRIMER ON WOOD WORK
9. WEATHERING COURSE IN BRICK JELLY CONCRETE IN C.M. WITH TWO COURSES OF FLAT TILES LAID TO DETAIL

JOINERY SCHEDULE

DOORS

TAG	DESCRIPTION	WIDTH	HEIGHT	SILL HT	LINTEL HT
FRD	FIRE DOOR	1150	2150	0	2150
D	ENTRANCE DOOR	1110	2450	0	2450
D1	DOOR	910	2150	0	2150
D2	DOOR	810	2150	0	2150
D3	DOOR	810	2150	0	2150
SD1	SLIDING DOOR	3500	2150	0	2150
SD2	SLIDING DOOR	2450	2150	0	2150
SD3	SLIDING DOOR	2200	2150	0	2150
SD4	SLIDING DOOR	1650	2150	0	2150

WINDOWS

TAG	DESCRIPTION	WIDTH	HEIGHT	SILL HT	LINTEL HT
W1	WINDOW	2000	1950	200	2150
W2	WINDOW	1500	1950	200	2150
KW1	WINDOW	1200	1000	1150	2150
KW2	WINDOW	900	1000	1150	2150
KW3	WINDOW	500	1950	200	2150
SW	WINDOW	2000	1000	1150	2150
SW1	WINDOW	1200	1000	1150	2150

VENTILATORS

TAG	DESCRIPTION	WIDTH	HEIGHT	SILL HT	LINTEL HT
V1	VENTILATOR (openable)	650	1000	1150	2150

ACCESS PANEL DOORS

TAG	DESCRIPTION	WIDTH	HEIGHT	SILL HT	LINTEL HT
S1	SHAFT	900	1500	650	2150
S2	SHAFT	750	1500	650	2150
S3	SHAFT	1200	2450	0	2450
AP1	SHAFT	900	2000	150	2150
AP2	SHAFT	600	1500	650	2150
RS	ROLLING SHUTTER	3000	2150	-	2150

North

ALL DIMENSIONS ARE IN METRES

SCALE = 1:100

OWNER'S SIGNATURE

STRUCTURAL ENGINEER'S SIGNATURE

Er. K. MURALI, BE(Civil), M.E(Struct)
Registered Structural Engineer Grade-I(SE)DTCP
Chengalpattu Reg.No. CGLRGN/SE/Gr-I/2019/09/038
New No.14, Old No.34, Damodaran Street,
T.Nagar, Chennai-17.
Mobile: 97890 18902, Off: 2434 0045
Email id : muralirasi1971@gmail.com

ARCHITECT'S SIGNATURE

K. SHIVA SHANKAR
ARCHITECT
CA No. / 89 / 12213

ED+ ARCHITECTURE
'Kailash', 6/25, Cenotaph Road,
First Street,Teynampet, Chennai - 600 018.
Tel : 24357906, 24362396, 24362397
E-mail : contact@edarch.in

BLOCK 01 - WING 01 & 02

TYPICAL FLOOR PLAN
(2ND TO 17TH, 19TH TO 24TH, 26TH, 28TH TO 36TH, 38TH TO 40TH)

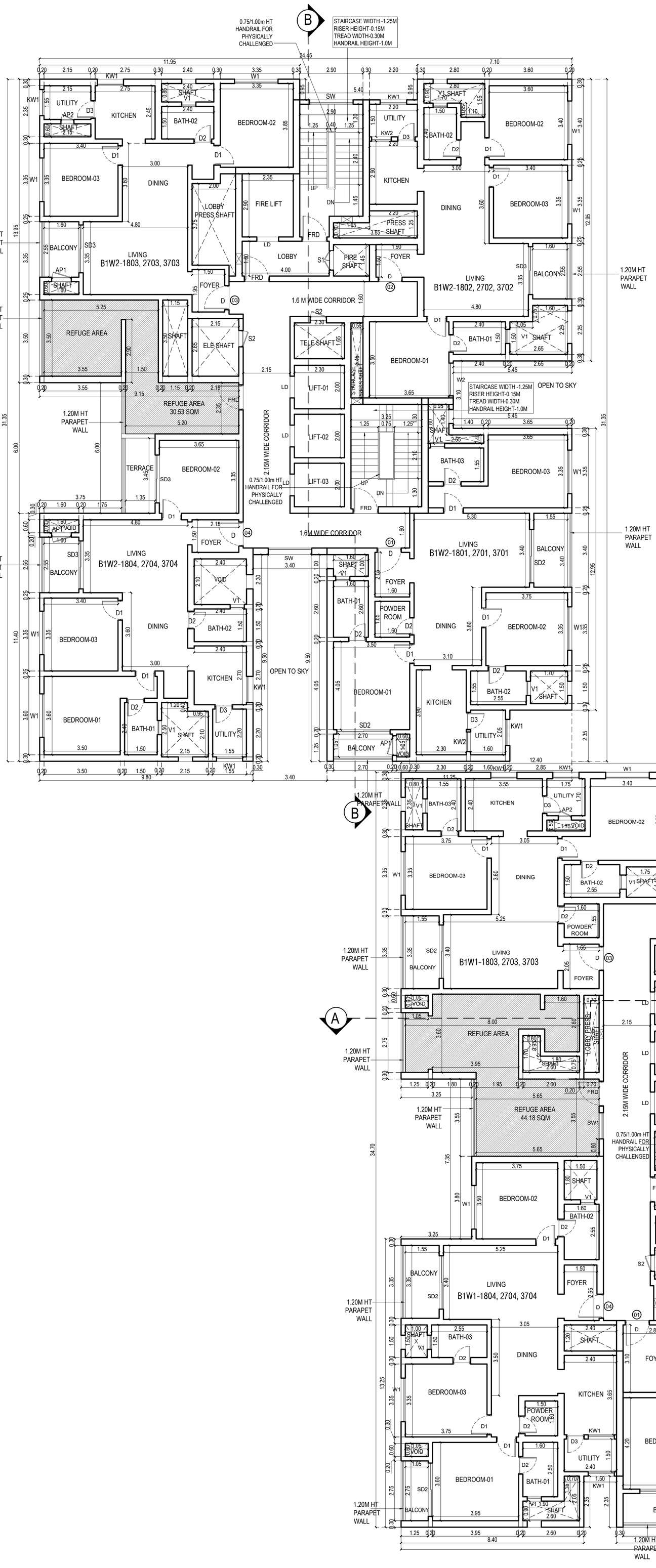

REFUGE FLOOR PLAN
(18TH, 27TH, 37TH)

MECHANICALLY VENTILATED

PROJECT:-
PLAN SHOWING THE PROPOSED CONSTRUCTION OF HIGH RISE GROUP DEVELOPMENT RESIDENTIAL & COMMERCIAL BUILDING WITH 4 BLOCKS CONSISTING OF EXTENDED 3 BASEMENT FLOORS BLOCK 1 TO BLOCK 3 (MEANT FOR PARKING) + BLOCK 1 -
WING 1 (GROUND FLOOR + 46 FLOORS)
WING 2 (GROUND FLOOR + 40 FLOORS)
BLOCK 2 - WING 3 (GROUND FLOOR + 40 FLOORS) WING 4 (GROUND FLOOR + 46 FLOORS) BLOCK 3 - WING 5 (GROUND FLOOR + 45 FLOORS)
BLOCK 4 COMMERCIAL (2 BASEMENT FLOORS (MEANT FOR PARKING) + GROUND FLOOR + 5 FLOORS)
@ OLD MAHABALIPURAM ROAD COMPRISED IN S.NO:14/4A1A2, 15/1A1,15/2B, 26/1B, 26/2, 27/1B, 27/2B, 31,32, 33/1, 34/1A, 35, 40/3A, 42, 43,44/1,44/2,
143/7A, 143/8A1, 143/8B1 & 143/6 (Part) OF EGATTUR VILLAGE AND MUTTUKADDU PANCHAYAT, THIRUPPORUR TALUK IN CHENGALPATTU DISTRICT.

SPECIFICATIONS

1. R.C.C PILE / RAFT FOUNDATION ADOPTED AS PER STRUCTURAL DESIGN.
2. R.C.C. COLUMNS, PLINTH BEAMS, ROOF SLAB, ETC. IN C.C. 1:2:4.
3. RCC SUPER STRUCTURE
4. PLASTERING WORK IN C.M. 1:4.
5. GOOD QUALITY TILE FLOORING IN C.M. 1:3.
6. TWO COATS OF COLOUR OR WHITE WASH.
7. ALL DOORS IN TEAKWOOD.
7. ALL WINDOWS IN ALUMINIUM
8. TWO COATS OF ENAMEL PAINT OVER ONE COAT OF PRIMER ON WOOD WORK
9. WEATHERING COURSE IN BRICK JELLY CONCRETE IN C.M. WITH TWO COURSES OF FLAT TILES LAID TO DETAIL

JOINERY SCHEDULE

DOORS

TAG	DESCRIPTION	WIDTH	HEIGHT	SILL HT	LINTEL HT
FRD	FIRE DOOR	1150	2150	0	2150
D	ENTRANCE DOOR	1110	2450	0	2450
D1	DOOR	910	2150	0	2150
D2	DOOR	810	2150	0	2150
D3	DOOR	810	2150	0	2150
SD1	SLIDING DOOR	3500	2150	0	2150
SD2	SLIDING DOOR	2450	2150	0	2150
SD3	SLIDING DOOR	2200	2150	0	2150
SD4	SLIDING DOOR	1650	2150	0	2150

WINDOWS

TAG	DESCRIPTION	WIDTH	HEIGHT	SILL HT	LINTEL HT
W1	WINDOW	2000	1950	200	2150
W2	WINDOW	1500	1950	200	2150
KW1	WINDOW	1200	1000	1150	2150
KW2	WINDOW	900	1000	1150	2150
KW3	WINDOW	500	1950	200	2150
SW	WINDOW	2000	1000	1150	2150
SW1	WINDOW	1200	1000	1150	2150

VENTILATORS

TAG	DESCRIPTION	WIDTH	HEIGHT	SILL HT	LINTEL HT
V1	VENTILATOR (openable)	650	1000	1150	2150

ACCESS PANEL DOORS

TAG	DESCRIPTION	WIDTH	HEIGHT	SILL HT	LINTEL HT
S1	SHAFT	900	1500	650	2150
S2	SHAFT	750	1500	650	2150
S3	SHAFT	1200	2450	0	2450
AP1	SHAFT	900	2000	150	2150
AP2	SHAFT	600	1500	650	2150
RS	ROLLING SHUTTER	3000	2150	-	2150

North

ALL DIMENSIONS ARE IN METRES

SCALE = 1:100

OWNER'S SIGNATURE

STRUCTURAL ENGINEER'S SIGNATURE

Er. K. MURALI, BE(Civil), M.E(Struct)
Registered Structural Engineer Grade-I(SE)DTCP
Chengalpattu Reg.No. CGLRGN/SE/Gr-I/2019/09/038
New No.14, Old No.34, Damodaran Street,
T.Nagar, Chennai-17.
Mobile: 97890 18902, Off: 2434 0045
Email Id : muralirasi1971@gmail.com

ARCHITECT'S SIGNATURE

K. SHIVA SHANKAR
ARCHITECT
CA No. / 89 / 12213

ED+ ARCHITECTURE
'Kailash', 6/25, Cenotaph Road,
First Street,Teynampet, Chennai - 600 018.
Tel : 24357906, 24362396, 24362397
E-mail : contact@edarch.in

BLOCK 01 - WING 01 & 02

REFUGE FLOOR PLAN
(18TH, 27TH, 37TH)

SHEET-09/36

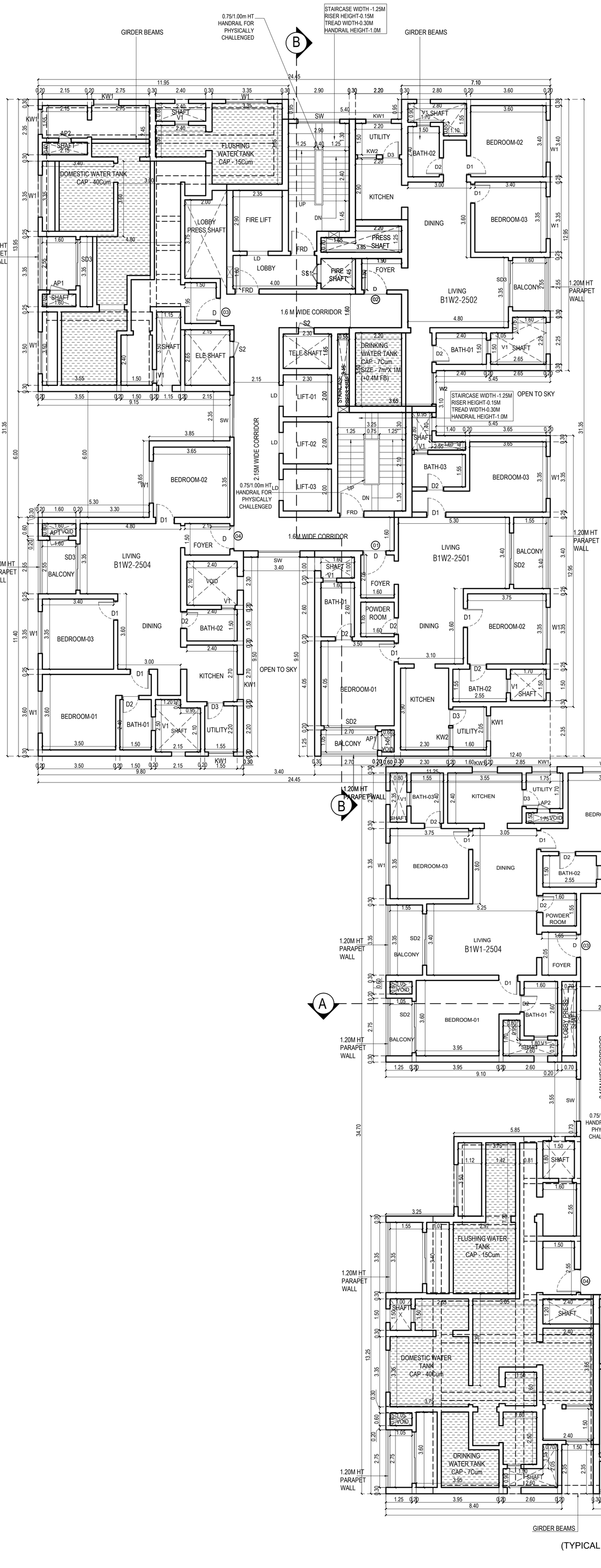

25TH FLOOR PLAN
(TYPICAL FLOOR / PART SERVICE FLOOR)

MECHANICALLY VENTILATED

PROJECT:-
PLAN SHOWING THE PROPOSED CONSTRUCTION OF HIGH RISE GROUP DEVELOPMENT RESIDENTIAL & COMMERCIAL BUILDING WITH 4 BLOCKS CONSISTING OF EXTENDED 3 BASEMENT FLOORS BLOCK 1 TO BLOCK 3 (MEANT FOR PARKING) + BLOCK 1 -
WING 1 (GROUND FLOOR + 46 FLOORS)
WING 2 (GROUND FLOOR + 40 FLOORS)
BLOCK 2 - WING 3 (GROUND FLOOR + 40 FLOORS) WING 4 (GROUND FLOOR + 46 FLOORS) BLOCK 3 - WING 5 (GROUND FLOOR + 45 FLOORS)
BLOCK 4 COMMERCIAL (2 BASEMENT FLOORS (MEANT FOR PARKING) + GROUND FLOOR + 5 FLOORS)
@ OLD MAHABALIPURAM ROAD COMPRISED IN S.NO:14/4A1A2, 15/1A1,15/2B, 26/1B, 26/2, 27/1B, 27/2B, 31,32, 33/1, 34/1A, 35, 40/3A, 42, 43,44/1,44/2,
143/7A, 143/8A1, 143/8B1 & 143/6 (Part) OF EGATTUR VILLAGE AND MUTTUKADDU PANCHAYAT, THIRUPPORUR TALUK IN CHENGALPATTU DISTRICT.

SPECIFICATIONS

1. R.C.C PILE / RAFT FOUNDATION ADOPTED AS PER STRUCTURAL DESIGN.
2. R.C.C. COLUMNS, PLINTH BEAMS, ROOF SLAB, ETC. IN C.C. 1:2:4.
3. RCC SUPER STRUCTURE
4. PLASTERING WORK IN C.M. 1:4.
5. GOOD QUALITY TILE FLOORING IN C.M. 1:3.
6. TWO COATS OF COLOUR OR WHITE WASH.
7. ALL DOORS IN TEAKWOOD.
7. ALL WINDOWS IN ALUMINIUM
8. TWO COATS OF ENAMEL PAINT OVER ONE COAT OF PRIMER ON WOOD WORK
9. WEATHERING COURSE IN BRICK JELLY CONCRETE IN C.M. WITH TWO COURSES OF FLAT TILES LAID TO DETAIL

JOINERY SCHEDULE

DOORS

TAG	DESCRIPTION	WIDTH	HEIGHT	SILL HT	LINTEL HT
FRD	FIRE DOOR	1150	2150	0	2150
D	ENTRANCE DOOR	1110	2450	0	2450
D1	DOOR	910	2150	0	2150
D2	DOOR	810	2150	0	2150
D3	DOOR	810	2150	0	2150
SD1	SLIDING DOOR	3500	2150	0	2150
SD2	SLIDING DOOR	2450	2150	0	2150
SD3	SLIDING DOOR	2200	2150	0	2150
SD4	SLIDING DOOR	1650	2150	0	2150

WINDOWS

TAG	DESCRIPTION	WIDTH	HEIGHT	SILL HT	LINTEL HT
W1	WINDOW	2000	1950	200	2150
W2	WINDOW	1500	1950	200	2150
KW1	WINDOW	1200	1000	1150	2150
KW2	WINDOW	900	1000	1150	2150
KW3	WINDOW	500	1950	200	2150
SW	WINDOW	2000	1000	1150	2150
SW1	WINDOW	1200	1000	1150	2150

VENTILATORS

TAG	DESCRIPTION	WIDTH	HEIGHT	SILL HT	LINTEL HT
V1	VENTILATOR (openable)	650	1000	1150	2150

ACCESS PANEL DOORS

TAG	DESCRIPTION	WIDTH	HEIGHT	SILL HT	LINTEL HT
S1	SHAFT	900	1500	650	2150
S2	SHAFT	750	1500	650	2150
S3	SHAFT	1200	2450	0	2450
AP1	SHAFT	900	2000	150	2150
AP2	SHAFT	600	1500	650	2150
RS	ROLLING SHUTTER	3000	2150	-	2150

North

ALL DIMENSIONS ARE IN METRES

SCALE = 1:100

OWNER'S SIGNATURE

STRUCTURAL ENGINEER'S SIGNATURE

Er. K. MURALI, BE(Civil), M.E(Struct)
Registered Structural Engineer Grade-I(SE)DTCP
Chengalpattu Reg.No. CGLRGN/SE/Gr-I/2019/09/038
New No.14, Old No.34, Damodaran Street,
T.Nagar, Chennai-17.
Mobile: 97890 18902, Off: 2434 0045
Email id : muralirasi1971@gmail.com

ARCHITECT'S SIGNATURE

K. SHIVA SHANKAR
ARCHITECT
CA No. / 89 / 12213

ED+ ARCHITECTURE
'Kailash', 6/25, Cenotaph Road,
First Street,Teynampet, Chennai - 600 018.
Tel : 24357906, 24362396, 24362397
E-mail : contact@edarch.in

BLOCK 01 - WING 01 & 02

25TH FLOOR PLAN
(TYPICAL FLOOR / PART SERVICE FLOOR)

WING 02 - TERRACE FLOOR PLAN

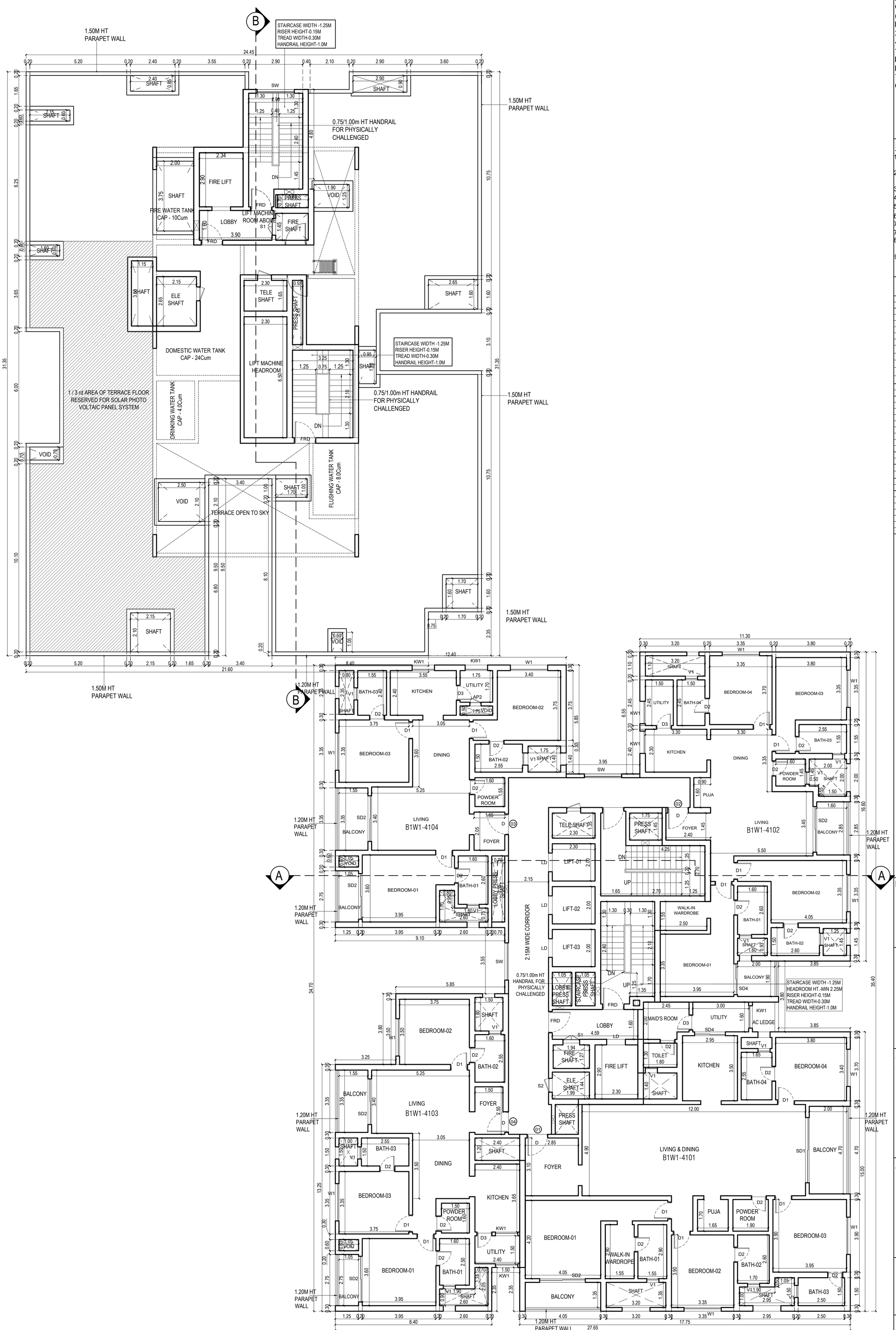

WING -01 41ST FLOOR PLAN

PROJECT:-

PLAN SHOWING THE PROPOSED CONSTRUCTION OF HIGH RISE GROUP DEVELOPMENT RESIDENTIAL & COMMERCIAL BUILDING WITH 4 BLOCKS CONSISTING OF EXTENDED 3 BASEMENT FLOORS BLOCK 1 TO BLOCK 3 (MEANT FOR PARKING) + BLOCK 1 -
WING 1 (GROUND FLOOR + 46 FLOORS)
WING 2 (GROUND FLOOR + 40 FLOORS)
BLOCK 2 - WING 3 (GROUND FLOOR + 40 FLOORS) WING 4 (GROUND FLOOR + 46 FLOORS) BLOCK 3 - WING 5 (GROUND FLOOR + 45 FLOORS)
BLOCK 4 COMMERCIAL (2 BASEMENT FLOORS (MEANT FOR PARKING) + GROUND FLOOR + 5 FLOORS)
@ OLD MAHABALIPURAM ROAD COMPRISED IN S.NO:14/4A1A2, 15/1A1,15/2B, 26/1B, 26/2, 27/1B, 27/2B, 31,32, 33/1, 34/1A, 35, 40/3A, 42, 43,44/1,44/2,
143/7A, 143/8A1, 143/8B1 & 143/6 (Part) OF EGATTUR VILLAGE AND MUTTUKADDU PANCHAYAT, THIRUPPORUR TALUK IN CHENGALPATTU DISTRICT.

SPECIFICATIONS

1. R.C.C PILE / RAFT FOUNDATION ADOPTED AS PER STRUCTURAL DESIGN.
2. R.C.C. COLUMNS, PLINTH BEAMS, ROOF SLAB, ETC. IN C.C. 1:2:4.
3. RCC SUPER STRUCTURE
4. PLASTERING WORK IN C.M. 1:4.
5. GOOD QUALITY TILE FLOORING IN C.M. 1:3.
6. TWO COATS OF COLOUR OR WHITE WASH.
7. ALL DOORS IN TEAKWOOD.
7. ALL WINDOWS IN ALUMINIUM
8. TWO COATS OF ENAMEL PAINT OVER ONE COAT OF PRIMER ON WOOD WORK
9. WEATHERING COURSE IN BRICK JELLY CONCRETE IN C.M. WITH TWO COURSES OF FLAT TILES LAID TO DETAIL

JOINERY SCHEDULE

DOORS

TAG	DESCRIPTION	WIDTH	HEIGHT	SILL HT	LINTEL HT
FRD	FIRE DOOR	1150	2150	0	2150
D	ENTRANCE DOOR	1110	2450	0	2450
D1	DOOR	910	2150	0	2150
D2	DOOR	810	2150	0	2150
D3	DOOR	810	2150	0	2150
SD1	SLIDING DOOR	3500	2150	0	2150
SD2	SLIDING DOOR	2450	2150	0	2150
SD3	SLIDING DOOR	2200	2150	0	2150
SD4	SLIDING DOOR	1650	2150	0	2150

WINDOWS

TAG	DESCRIPTION	WIDTH	HEIGHT	SILL HT	LINTEL HT
W1	WINDOW	2000	1950	200	2150
W2	WINDOW	1500	1950	200	2150
KW1	WINDOW	1200	1000	1150	2150
KW2	WINDOW	900	1000	1150	2150
KW3	WINDOW	500	1950	200	2150
SW	WINDOW	2000	1000	1150	2150
SW1	WINDOW	1200	1000	1150	2150

VENTILATORS

TAG	DESCRIPTION	WIDTH	HEIGHT	SILL HT	LINTEL HT
V1	VENTILATOR (openable)	650	1000	1150	2150

ACCESS PANEL DOORS

TAG	DESCRIPTION	WIDTH	HEIGHT	SILL HT	LINTEL HT
S1	SHAFT	900	1500	650	2150
S2	SHAFT	750	1500	650	2150
S3	SHAFT	1200	2450	0	2450
AP1	SHAFT	900	2000	150	2150
AP2	SHAFT	600	1500	650	2150
RS	ROLLING SHUTTER	3000	2150	-	2150

North

ALL DIMENSIONS ARE IN METRES

SCALE = 1:100

OWNER'S SIGNATURE

STRUCTURAL ENGINEER'S SIGNATURE

Er. K. MURALI, BE(Civil), M.E(Struct)
Registered Structural Engineer Grade-I(SE)DTCP
Chengalpattu Reg.No. CGLRGN/SE/Gr-I/2019/09/038
New No.14, Old No.34, Damodaran Street,
T.Nagar, Chennai-17.
Mobile: 97890 18902, Off: 2434 0045
Email Id : muralirasi1971@gmail.com

ARCHITECT'S SIGNATURE

K. SHIVA SHANKAR
ARCHITECT
CA No. / 89 / 12213

ED+ ARCHITECTURE
'Kailash', 6/25, Cenotaph Road,
First Street,Teynampet, Chennai - 600 018.
Tel : 24357906, 24362396, 24362397
E-mail : contact@edarch.in

BLOCK 01 - WING 01 & 02

WING - 02 TERRACE FLOOR PLAN
WING - 01 41ST FLOOR PLAN

PROJECT:-
PLAN SHOWING THE PROPOSED CONSTRUCTION OF HIGH RISE GROUP DEVELOPMENT RESIDENTIAL & COMMERCIAL BUILDING WITH 4 BLOCKS CONSISTING OF EXTENDED 3 BASEMENT FLOORS BLOCK 1 TO BLOCK 3 (MEANT FOR PARKING) + BLOCK 1 -
WING 1 (GROUND FLOOR + 46 FLOORS)
WING 2 (GROUND FLOOR + 40 FLOORS)
BLOCK 2 - WING 3 (GROUND FLOOR + 40 FLOORS) WING 4 (GROUND FLOOR + 46 FLOORS) BLOCK 3 - WING 5 (GROUND FLOOR + 45 FLOORS)
BLOCK 4 COMMERCIAL (2 BASEMENT FLOORS (MEANT FOR PARKING) + GROUND FLOOR + 5 FLOORS)
@ OLD MAHABALIPURAM ROAD COMPRISED IN S.NO:14/4A1A2, 15/1A1,15/2B, 26/1B, 26/2, 27/1B, 27/2B, 31,32, 33/1, 34/1A, 35, 40/3A, 42, 43,44/1,44/2,
143/7A, 143/8A1, 143/8B1 & 143/6 (Part) OF EGATTUR VILLAGE AND MUTTUKADDU PANCHAYAT, THIRUPPORUR TALUK IN CHENGALPATTU DISTRICT.

SPECIFICATIONS

1. R.C.C PILE / RAFT FOUNDATION ADOPTED AS PER STRUCTURAL DESIGN.
2. R.C.C. COLUMNS, PLINTH BEAMS, ROOF SLAB, ETC. IN C.C. 1:2:4.
3. RCC SUPER STRUCTURE
4. PLASTERING WORK IN C.M. 1:4.
5. GOOD QUALITY TILE FLOORING IN C.M. 1:3.
6. TWO COATS OF COLOUR OR WHITE WASH.
7. ALL DOORS IN TEAKWOOD.
7. ALL WINDOWS IN ALUMINIUM
8. TWO COATS OF ENAMEL PAINT OVER ONE COAT OF PRIMER ON WOOD WORK
9. WEATHERING COURSE IN BRICK JELLY CONCRETE IN C.M. WITH TWO COURSES OF FLAT TILES LAID TO DETAIL

JOINERY SCHEDULE

DOORS

TAG	DESCRIPTION	WIDTH	HEIGHT	SILL HT	LINTEL HT
FRD	FIRE DOOR	1150	2150	0	2150
D	ENTRANCE DOOR	1110	2450	0	2450
D1	DOOR	910	2150	0	2150
D2	DOOR	810	2150	0	2150
D3	DOOR	810	2150	0	2150
SD1	SLIDING DOOR	3500	2150	0	2150
SD2	SLIDING DOOR	2450	2150	0	2150
SD3	SLIDING DOOR	2200	2150	0	2150
SD4	SLIDING DOOR	1650	2150	0	2150

WINDOWS

TAG	DESCRIPTION	WIDTH	HEIGHT	SILL HT	LINTEL HT
W1	WINDOW	2000	1950	200	2150
W2	WINDOW	1500	1950	200	2150
KW1	WINDOW	1200	1000	1150	2150
KW2	WINDOW	900	1000	1150	2150
KW3	WINDOW	500	1950	200	2150
SW	WINDOW	2000	1000	1150	2150
SW1	WINDOW	1200	1000	1150	2150

VENTILATORS

TAG	DESCRIPTION	WIDTH	HEIGHT	SILL HT	LINTEL HT
V1	VENTILATOR (openable)	650	1000	1150	2150

ACCESS PANEL DOORS

TAG	DESCRIPTION	WIDTH	HEIGHT	SILL HT	LINTEL HT
S1	SHAFT	900	1500	650	2150
S2	SHAFT	750	1500	650	2150
S3	SHAFT	1200	2450	0	2450
AP1	SHAFT	900	2000	150	2150
AP2	SHAFT	600	1500	650	2150
RS	ROLLING SHUTTER	3000	2150	-	2150

TERRACE BELOW

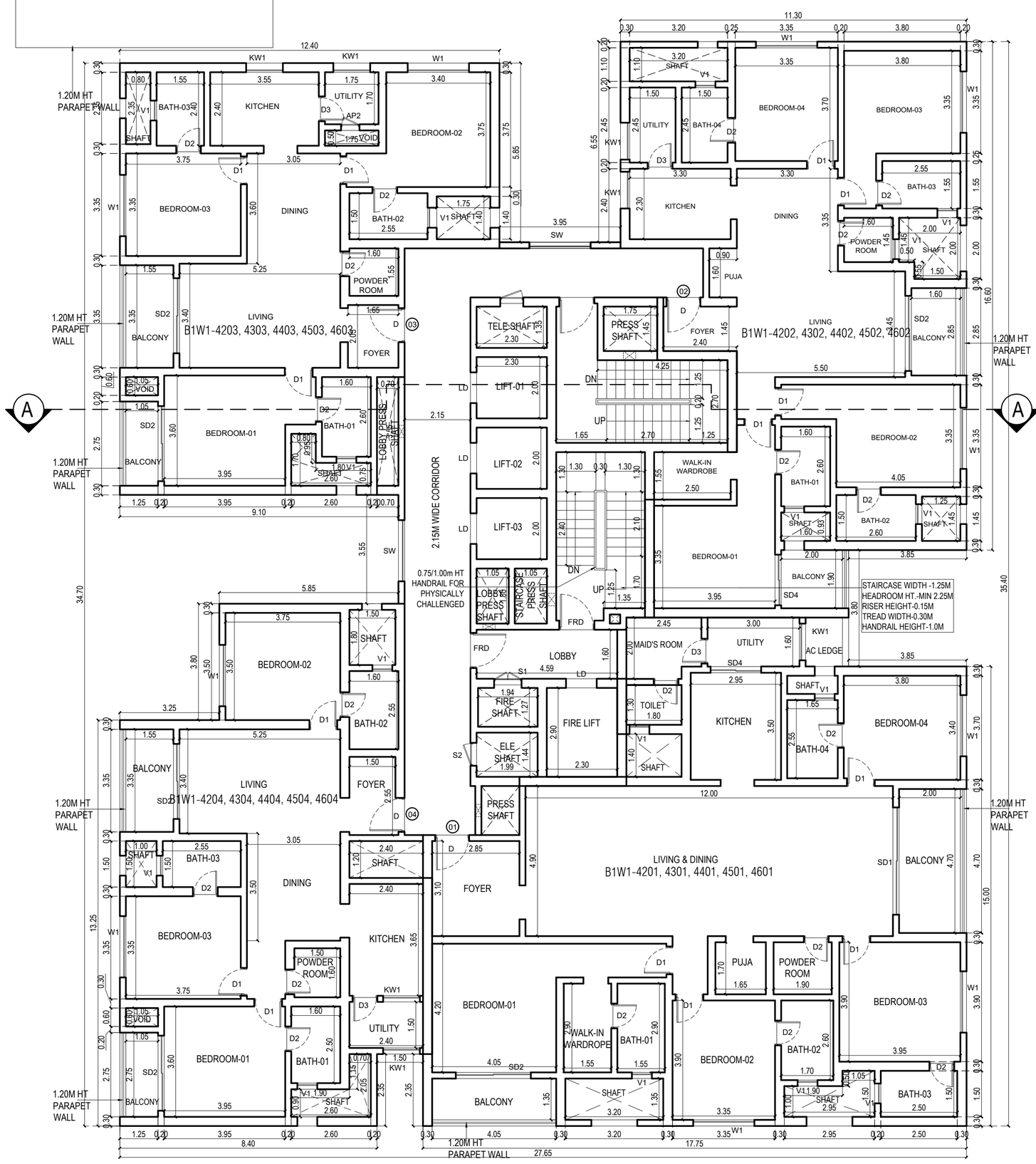

WING -01 TYPICAL FLOOR PLAN
(42ND TO 46TH)

MECHANICALLY VENTILATED

North

ALL DIMENSIONS ARE IN METRES

SCALE = 1:100

OWNER'S SIGNATURE

STRUCTURAL ENGINEER'S SIGNATURE

Er. K. MURALI, BE(Civil), M.E(Struct)
Registered Structural Engineer Grade-I(SE)DTCP
Chengalpattu Reg.No. CGLRGN/SE/Gr-I/2019/09/038
New No.14, Old No.34, Damodaran Street,
T.Nagar, Chennai-17.
Mobile: 97890 18902, Off: 2434 0045
Email id : muralirasi1971@gmail.com

ARCHITECT'S SIGNATURE

K. SHIVA SHANKAR
ARCHITECT
CA No. / 89 / 12213

ED+ ARCHITECTURE
'Kailash', 6/25, Cenotaph Road,
First Street,Teynampet, Chennai - 600 018.
Tel : 24357906, 24362396, 24362397
E-mail : contact@edarch.in

BLOCK 01 - WING 01 & 02
WING-01 TYPICAL FLOOR PLAN
(42ND TO 46TH)

SHEET-12/36

PROJECT:-
PLAN SHOWING THE PROPOSED CONSTRUCTION OF HIGH RISE GROUP DEVELOPMENT RESIDENTIAL & COMMERCIAL BUILDING WITH 4 BLOCKS CONSISTING OF EXTENDED 3 BASEMENT FLOORS BLOCK 1 TO BLOCK 3 (MEANT FOR PARKING) + BLOCK 1 -
WING 1 (GROUND FLOOR + 46 FLOORS)
WING 2 (GROUND FLOOR + 40 FLOORS)
BLOCK 2 - WING 3 (GROUND FLOOR + 40 FLOORS) WING 4 (GROUND FLOOR + 46 FLOORS) BLOCK 3 - WING 5 (GROUND FLOOR + 45 FLOORS)
BLOCK 4 COMMERCIAL (2 BASEMENT FLOORS (MEANT FOR PARKING) + GROUND FLOOR + 5 FLOORS)
@ OLD MAHABALIPURAM ROAD COMPRISED IN S.NO:14/4A1A2, 15/1A1,15/2B, 26/1B, 26/2, 27/1B, 27/2B, 31,32, 33/1, 34/1A, 35, 40/3A, 42, 43,44/1,44/2,
143/7A, 143/8A1, 143/8B1 & 143/6 (Part) OF EGATTUR VILLAGE AND MUTTUKADDU PANCHAYAT,
THIRUPPORUR TALUK IN CHENGALPATTU DISTRICT.

SPECIFICATIONS

1. R.C.C PILE / RAFT FOUNDATION ADOPTED AS PER STRUCTURAL DESIGN.
2. R.C.C. COLUMNS, PLINTH BEAMS, ROOF SLAB, ETC. IN C.C. 1:2:4.
3. RCC SUPER STRUCTURE
4. PLASTERING WORK IN C.M. 1:4.
5. GOOD QUALITY TILE FLOORING IN C.M. 1:3.
6. TWO COATS OF COLOUR OR WHITE WASH.
7. ALL DOORS IN TEAKWOOD.
7. ALL WINDOWS IN ALUMINIUM
8. TWO COATS OF ENAMEL PAINT OVER ONE COAT OF PRIMER ON WOOD WORK
9. WEATHERING COURSE IN BRICK JELLY CONCRETE IN C.M. WITH TWO COURSES OF FLAT TILES LAID TO DETAIL

JOINERY SCHEDULE

DOORS

TAG	DESCRIPTION	WIDTH	HEIGHT	SILL HT	LINTEL HT
FRD	FIRE DOOR	1150	2150	0	2150
D	ENTRANCE DOOR	1110	2450	0	2450
D1	DOOR	910	2150	0	2150
D2	DOOR	810	2150	0	2150
D3	DOOR	810	2150	0	2150
SD1	SLIDING DOOR	3500	2150	0	2150
SD2	SLIDING DOOR	2450	2150	0	2150
SD3	SLIDING DOOR	2200	2150	0	2150
SD4	SLIDING DOOR	1650	2150	0	2150

WINDOWS

TAG	DESCRIPTION	WIDTH	HEIGHT	SILL HT	LINTEL HT
W1	WINDOW	2000	1950	200	2150
W2	WINDOW	1500	1950	200	2150
KW1	WINDOW	1200	1000	1150	2150
KW2	WINDOW	900	1000	1150	2150
KW3	WINDOW	500	1950	200	2150
SW	WINDOW	2000	1000	1150	2150
SW1	WINDOW	1200	1000	1150	2150

VENTILATORS

TAG	DESCRIPTION	WIDTH	HEIGHT	SILL HT	LINTEL HT
V1	VENTILATOR (openable)	650	1000	1150	2150

ACCESS PANEL DOORS

TAG	DESCRIPTION	WIDTH	HEIGHT	SILL HT	LINTEL HT
S1	SHAFT	900	1500	650	2150
S2	SHAFT	750	1500	650	2150
S3	SHAFT	1200	2450	0	2450
AP1	SHAFT	900	2000	150	2150
AP2	SHAFT	600	1500	650	2150
RS	ROLLING SHUTTER	3000	2150	-	2150

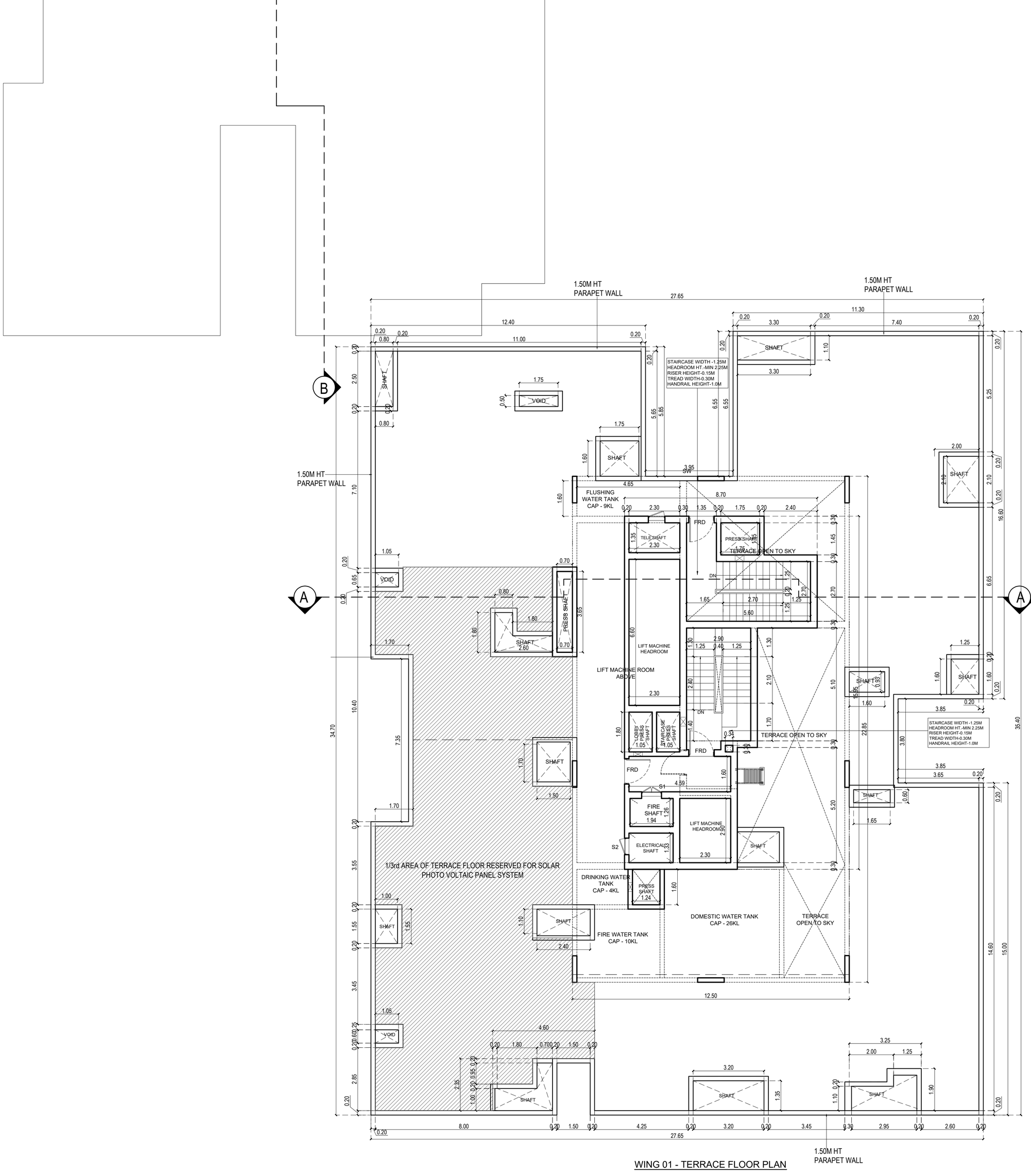

WING 01 - TERRACE FLOOR PLAN

North

ALL DIMENSIONS ARE IN METRES

SCALE = 1:100

OWNER'S SIGNATURE

STRUCTURAL ENGINEER'S SIGNATURE

Er. K. MURALI, BE(Civil), M.E(Struct)
Registered Structural Engineer Grade-I(SE)DTCP
Chengalpattu Reg.No. CGLRGN/SE/Gr-I/2019/09/038
New No.14, Old No.34, Damodaran Street,
T.Nagar, Chennai-17.
Mobile: 97890 18902, Off: 2434 0045
Email id : muralirasi1971@gmail.com

ARCHITECT'S SIGNATURE

K. SHIVA SHANKAR
ARCHITECT
CA No. / 89 / 12213

ED+ ARCHITECTURE
'Kailash', 6/25, Cenotaph Road,
First Street,Teynampet, Chennai - 600 018.
Tel : 24357906, 24362396, 24362397
E-mail : contact@edarch.in

BLOCK 01 - WING 01 & 02

WING 01 - TERRACE FLOOR PLAN



EAST ELEVATION



SECTION "AA"

PROJECT:-
PLAN SHOWING THE PROPOSED CONSTRUCTION OF HIGH RISE GROUP DEVELOPMENT RESIDENTIAL & COMMERCIAL BUILDING WITH 4 BLOCKS CONSISTING OF EXTENDED 3 BASEMENT FLOORS BLOCK 1 TO BLOCK 3 (MEANT FOR PARKING) + BLOCK 1 -
WING 1 (GROUND FLOOR + 46 FLOORS)
WING 2 (GROUND FLOOR + 40 FLOORS)
BLOCK 2 - WING 3 (GROUND FLOOR + 40 FLOORS) WING 4 (GROUND FLOOR + 46 FLOORS) BLOCK 3 - WING 5 (GROUND FLOOR + 45 FLOORS)
BLOCK 4 COMMERCIAL (2 BASEMENT FLOORS (MEANT FOR PARKING) + GROUND FLOOR + 5 FLOORS)
@ OLD MAHABALIPURAM ROAD COMPRISED IN S.NO:14/4A1A2, 15/1A1,15/2B, 26/1B, 26/2, 27/1B, 27/2B, 31,32, 33/1, 34/1A, 35, 40/3A, 42, 43,44/1,44/2,
143/7A, 143/8A1, 143/8B1 & 143/6 (Part) OF EGATTUR VILLAGE AND MUTTUKADDU PANCHAYAT, THIRUPPORUR TALUK IN CHENGALPATTU DISTRICT.

SPECIFICATIONS

1. R.C.C PILE / RAFT FOUNDATION ADOPTED AS PER STRUCTURAL DESIGN.
2. R.C.C. COLUMNS, PLINTH BEAMS, ROOF SLAB, ETC. IN C.C. 1:2:4.
3. RCC SUPER STRUCTURE
4. PLASTERING WORK IN C.M. 1:4.
5. GOOD QUALITY TILE FLOORING IN C.M. 1:3.
6. TWO COATS OF COLOUR OR WHITE WASH.
7. ALL DOORS IN TEAKWOOD.
7. ALL WINDOWS IN ALUMINIUM
8. TWO COATS OF ENAMEL PAINT OVER ONE COAT OF PRIMER ON WOOD WORK
9. WEATHERING COURSE IN BRICK JELLY CONCRETE IN C.M. WITH TWO COURSES OF FLAT TILES LAID TO DETAIL

JOINERY SCHEDULE

DOORS

TAG	DESCRIPTION	WIDTH	HEIGHT	SILL HT	LINTEL HT
FRD	FIRE DOOR	1150	2150	0	2150
D	ENTRANCE DOOR	1110	2450	0	2450
D1	DOOR	910	2150	0	2150
D2	DOOR	810	2150	0	2150
D3	DOOR	810	2150	0	2150
SD1	SLIDING DOOR	3500	2150	0	2150
SD2	SLIDING DOOR	2450	2150	0	2150
SD3	SLIDING DOOR	2200	2150	0	2150
SD4	SLIDING DOOR	1650	2150	0	2150

WINDOWS

TAG	DESCRIPTION	WIDTH	HEIGHT	SILL HT	LINTEL HT
W1	WINDOW	2000	1950	200	2150
W2	WINDOW	1500	1950	200	2150
KW1	WINDOW	1200	1000	1150	2150
KW2	WINDOW	900	1000	1150	2150
KW3	WINDOW	500	1950	200	2150
SW	WINDOW	2000	1000	1150	2150
SW1	WINDOW	1200	1000	1150	2150

VENTILATORS

TAG	DESCRIPTION	WIDTH	HEIGHT	SILL HT	LINTEL HT
V1	VENTILATOR (openable)	650	1000	1150	2150

ACCESS PANEL DOORS

TAG	DESCRIPTION	WIDTH	HEIGHT	SILL HT	LINTEL HT
S1	SHAFT	900	1500	650	2150
S2	SHAFT	750	1500	650	2150
S3	SHAFT	1200	2450	0	2450
AP1	SHAFT	900	2000	150	2150
AP2	SHAFT	600	1500	650	2150
RS	ROLLING SHUTTER	3000	2150	-	2150

ALL DIMENSIONS ARE IN METRES

SCALE = 1:200

OWNER'S SIGNATURE

STRUCTURAL ENGINEER'S SIGNATURE

Er. K. MURALI, BE(Civil), M.E(Struct)
Registered Structural Engineer Grade-I(SE)DTCP
Chengalpattu Reg.No. CGLRGN/SE/Gr-I/2019/09/038
New No.14, Old No.34, Damodaran Street,
T.Nagar, Chennai-17.
Mobile: 97890 18902, Off: 2434 0045
Email Id : muralirasi1971@gmail.com

ARCHITECT'S SIGNATURE

K. SHIVA SHANKAR
ARCHITECT
CA No. / 89 / 12213

ED+ ARCHITECTURE
'Kailash', 6/25, Cenotaph Road,
First Street,Teynampet, Chennai - 600 018.
Tel : 24357906, 24362396, 24362397
E-mail : contact@edarch.in

BLOCK -1 - WING - 1

EAST ELEVATION & SECTION "AA"



EAST ELEVATION



SECTION "BB"

PROJECT:-
PLAN SHOWING THE PROPOSED CONSTRUCTION OF HIGH RISE GROUP DEVELOPMENT RESIDENTIAL & COMMERCIAL BUILDING WITH 4 BLOCKS CONSISTING OF EXTENDED 3 BASEMENT FLOORS BLOCK 1 TO BLOCK 3 (MEANT FOR PARKING) + BLOCK 1 -
WING 1 (GROUND FLOOR + 46 FLOORS)
WING 2 (GROUND FLOOR + 40 FLOORS)
BLOCK 2 - WING 3 (GROUND FLOOR + 40 FLOORS) WING 4 (GROUND FLOOR + 46 FLOORS) BLOCK 3 - WING 5 (GROUND FLOOR + 45 FLOORS)
BLOCK 4 COMMERCIAL (2 BASEMENT FLOORS (MEANT FOR PARKING) + GROUND FLOOR + 5 FLOORS)
@ OLD MAHABALIPURAM ROAD
COMPRISED IN S.NO:14/4A1A2, 15/1A1,15/2B, 26/1B, 26/2, 27/1B, 27/2B, 31,32, 33/1, 34/1A, 35, 40/3A, 42, 43,44/1,44/2,
143/7A, 143/8A1, 143/8B1 & 143/6 (Part)
OF EGATTUR VILLAGE AND MUTTUKADDU PANCHAYAT, THIRUPPORUR TALUK IN CHENGALPATTU DISTRICT.

SPECIFICATIONS

1. R.C.C PILE / RAFT FOUNDATION ADOPTED AS PER STRUCTURAL DESIGN.
2. R.C.C. COLUMNS, PLINTH BEAMS, ROOF SLAB, ETC. IN C.C. 1:2:4.
3. RCC SUPER STRUCTURE
4. PLASTERING WORK IN C.M. 1:4.
5. GOOD QUALITY TILE FLOORING IN C.M. 1:3.
6. TWO COATS OF COLOUR OR WHITE WASH.
7. ALL DOORS IN TEAKWOOD.
7. ALL WINDOWS IN ALUMINIUM
8. TWO COATS OF ENAMEL PAINT OVER ONE COAT OF PRIMER ON WOOD WORK
9. WEATHERING COURSE IN BRICK JELLY CONCRETE IN C.M. WITH TWO COURSES OF FLAT TILES LAID TO DETAIL

JOINERY SCHEDULE

DOORS

TAG	DESCRIPTION	WIDTH	HEIGHT	SILL HT	LINTEL HT
FRD	FIRE DOOR	1150	2150	0	2150
D	ENTRANCE DOOR	1110	2450	0	2450
D1	DOOR	910	2150	0	2150
D2	DOOR	810	2150	0	2150
D3	DOOR	810	2150	0	2150
SD1	SLIDING DOOR	3500	2150	0	2150
SD2	SLIDING DOOR	2450	2150	0	2150
SD3	SLIDING DOOR	2200	2150	0	2150
SD4	SLIDING DOOR	1650	2150	0	2150

WINDOWS

TAG	DESCRIPTION	WIDTH	HEIGHT	SILL HT	LINTEL HT
W1	WINDOW	2000	1950	200	2150
W2	WINDOW	1500	1950	200	2150
KW1	WINDOW	1200	1000	1150	2150
KW2	WINDOW	900	1000	1150	2150
KW3	WINDOW	500	1950	200	2150
SW	WINDOW	2000	1000	1150	2150
SW1	WINDOW	1200	1000	1150	2150

VENTILATORS

TAG	DESCRIPTION	WIDTH	HEIGHT	SILL HT	LINTEL HT
V1	VENTILATOR (openable)	650	1000	1150	2150

ACCESS PANEL DOORS

TAG	DESCRIPTION	WIDTH	HEIGHT	SILL HT	LINTEL HT
S1	SHAFT	900	1500	650	2150
S2	SHAFT	750	1500	650	2150
S3	SHAFT	1200	2450	0	2450
AP1	SHAFT	900	2000	150	2150
AP2	SHAFT	600	1500	650	2150
RS	ROLLING SHUTTER	3000	2150	-	2150

ALL DIMENSIONS ARE IN METRES

SCALE = 1:200

OWNER'S SIGNATURE

STRUCTURAL ENGINEER'S SIGNATURE

Er. K. MURALI, BE(Civil), M.E(Struct)
Registered Structural Engineer Grade-I(SE)DTCP
Chengalpattu Reg.No. CGLRGN/SE/Gr-I/2019/09/038
New No.14, Old No.34, Damodaran Street,
T.Nagar, Chennai-17.
Mobile: 97890 18902, Off: 2434 0045
Email id : muralirasi1971@gmail.com

ARCHITECT'S SIGNATURE

K. SHIVA SHANKAR
ARCHITECT
CA No. / 89 / 12213

ED+ ARCHITECTURE
'Kailash', 6/25, Cenotaph Road,
First Street,Teynampet, Chennai - 600 018.
Tel : 24357906, 24362396, 24362397
E-mail : contact@edarch.in

BLOCK -1 - WING - 2

EAST ELEVATION & SECTION "BB"

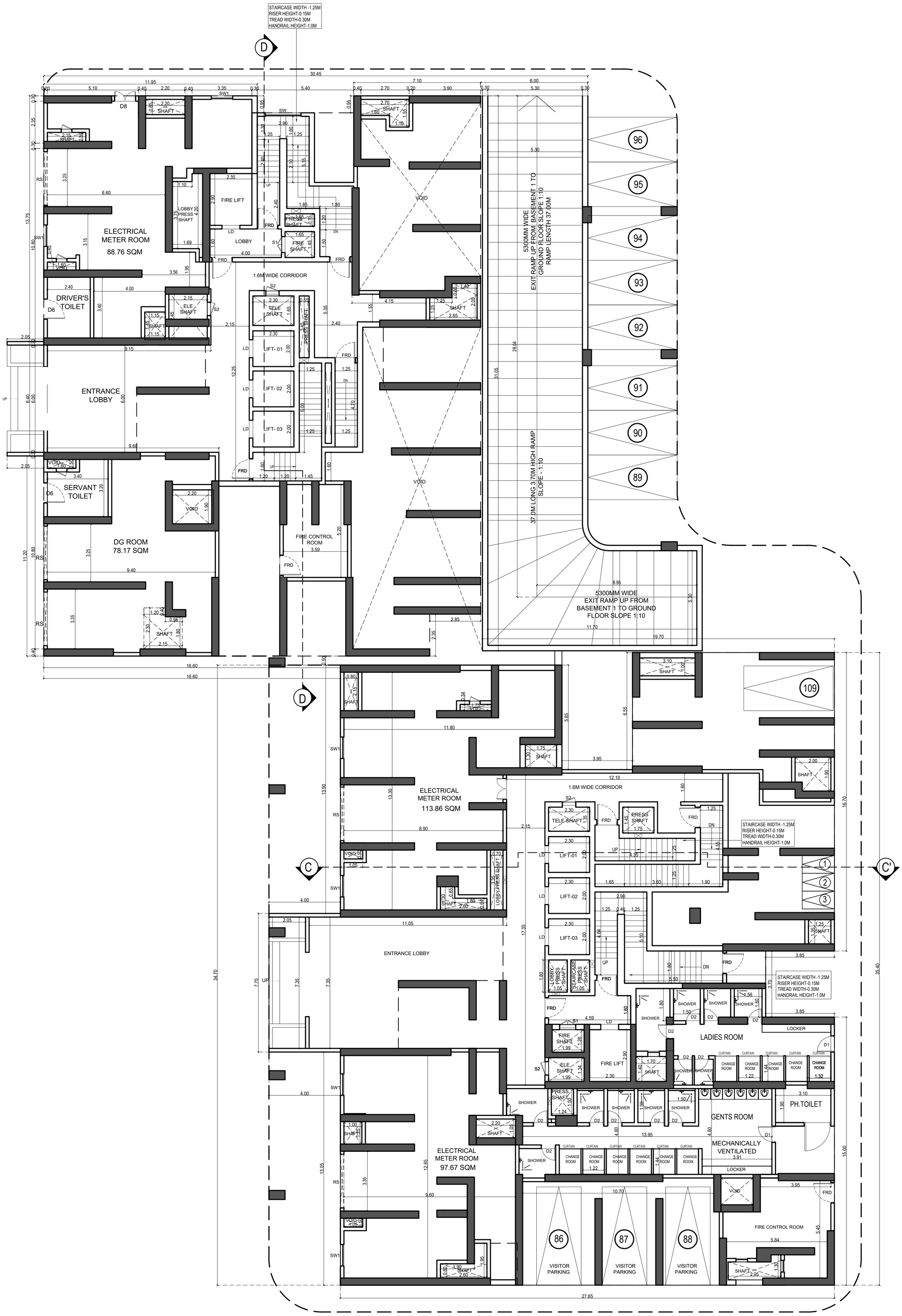

GROUND FLOOR PLAN

BLOCK 02- WING 03 & 04

PROJECT:-
PLAN SHOWING THE PROPOSED CONSTRUCTION OF HIGH RISE GROUP DEVELOPMENT RESIDENTIAL & COMMERCIAL BUILDING WITH 4 BLOCKS CONSISTING OF EXTENDED 3 BASEMENT FLOORS BLOCK 1 TO BLOCK 3 (MEANT FOR PARKING) + BLOCK 1 -
WING 1 (GROUND FLOOR + 46 FLOORS)
WING 2 (GROUND FLOOR + 40 FLOORS)
BLOCK 2 - WING 3 (GROUND FLOOR + 40 FLOORS) WING 4 (GROUND FLOOR + 46 FLOORS) BLOCK 3 - WING 5 (GROUND FLOOR + 45 FLOORS)
BLOCK 4 COMMERCIAL (2 BASEMENT FLOORS (MEANT FOR PARKING) + GROUND FLOOR + 5 FLOORS)
@ OLD MAHABALIPURAM ROAD COMPRISED IN S.NO:14/4A1A2, 15/1A1,15/2B, 26/1B, 26/2, 27/1B, 27/2B, 31,32, 33/1, 34/1A, 35, 40/3A, 42, 43,44/1,44/2,
143/7A, 143/8A1, 143/8B1 & 143/6 (Part) OF EGATTUR VILLAGE AND MUTTUKADDU PANCHAYAT, THIRUPPORUR TALUK IN CHENGALPATTU DISTRICT.

SPECIFICATIONS

1. R.C.C PILE / RAFT FOUNDATION ADOPTED AS PER STRUCTURAL DESIGN.
2. R.C.C. COLUMNS, PLINTH BEAMS, ROOF SLAB, ETC. IN C.C. 1:2:4.
3. RCC SUPER STRUCTURE
4. PLASTERING WORK IN C.M. 1:4.
5. GOOD QUALITY TILE FLOORING IN C.M. 1:3.
6. TWO COATS OF COLOUR OR WHITE WASH.
7. ALL DOORS IN TEAKWOOD.
7. ALL WINDOWS IN ALUMINIUM
8. TWO COATS OF ENAMEL PAINT OVER ONE COAT OF PRIMER ON WOOD WORK
9. WEATHERING COURSE IN BRICK JELLY CONCRETE IN C.M. WITH TWO COURSES OF FLAT TILES LAID TO DETAIL

JOINERY SCHEDULE

DOORS

TAG	DESCRIPTION	WIDTH	HEIGHT	SILL HT	LINTEL HT
FRD	FIRE DOOR	1150	2150	0	2150
D	ENTRANCE DOOR	1110	2450	0	2450
D1	DOOR	910	2150	0	2150
D2	DOOR	810	2150	0	2150
D3	DOOR	810	2150	0	2150
SD1	SLIDING DOOR	3500	2150	0	2150
SD2	SLIDING DOOR	2450	2150	0	2150
SD3	SLIDING DOOR	2200	2150	0	2150
SD4	SLIDING DOOR	1650	2150	0	2150

WINDOWS

TAG	DESCRIPTION	WIDTH	HEIGHT	SILL HT	LINTEL HT
W1	WINDOW	2000	1950	200	2150
W2	WINDOW	1500	1950	200	2150
KW1	WINDOW	1200	1000	1150	2150
KW2	WINDOW	900	1000	1150	2150
KW3	WINDOW	500	1950	200	2150
SW	WINDOW	2000	1000	1150	2150
SW1	WINDOW	1200	1000	1150	2150

VENTILATORS

TAG	DESCRIPTION	WIDTH	HEIGHT	SILL HT	LINTEL HT
V1	VENTILATOR (openable)	650	1000	1150	2150

ACCESS PANEL DOORS

TAG	DESCRIPTION	WIDTH	HEIGHT	SILL HT	LINTEL HT
S1	SHAFT	900	1500	650	2150
S2	SHAFT	750	1500	650	2150
S3	SHAFT	1200	2450	0	2450
AP1	SHAFT	900	2000	150	2150
AP2	SHAFT	600	1500	650	2150
RS	ROLLING SHUTTER	3000	2150	-	-

North

ALL DIMENSIONS ARE IN METRES

SCALE = 1:100

OWNER'S SIGNATURE

STRUCTURAL ENGINEER'S SIGNATURE

Er. K. MURALI, BE(Civil), M.E(Struct)
Registered Structural Engineer Grade-I(SE)DTCP
Chengalpattu Reg.No. CGLRGN/SE/Gr-I/2019/09/038
New No.14, Old No.34, Damodaran Street,
T.Nagar, Chennai-17.
Mobile: 97890 18902, Off: 2434 0045
Email id : muralirasi1971@gmail.com

ARCHITECT'S SIGNATURE

K. SHIVA SHANKAR
ARCHITECT
CA No. / 89 / 12213

ED+ ARCHITECTURE
'Kailash', 6/25, Cenotaph Road,
First Street,Teynampet, Chennai - 600 018.
Tel : 24357906, 24362396, 24362397
E-mail : contact@edarch.in

BLOCK 02- WING 03 & 04

GROUND FLOOR PLAN

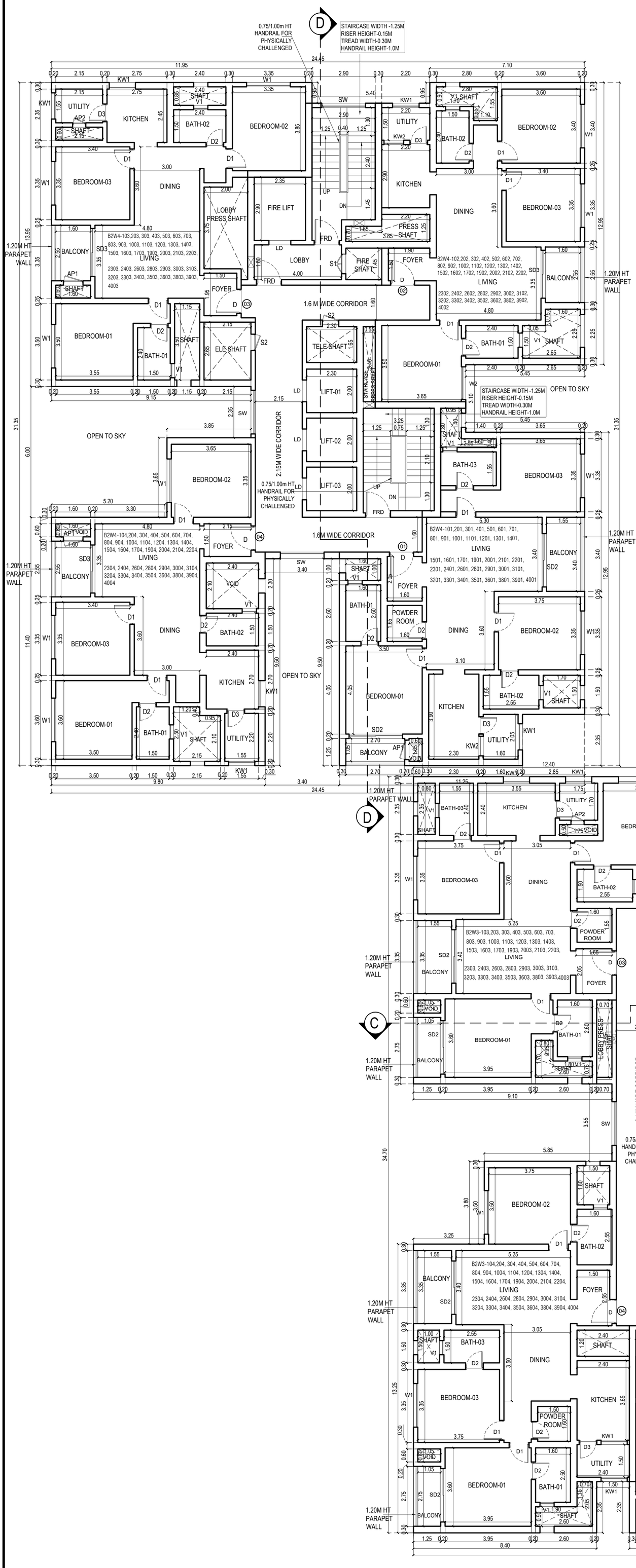

TYPICAL FLOOR PLAN
(1ST TO 17TH, 19TH TO 24TH, 26TH, 28TH TO 36TH, 38TH TO 40TH)

MECHANICALLY VENTILATED

PROJECT:-
PLAN SHOWING THE PROPOSED CONSTRUCTION OF HIGH RISE GROUP DEVELOPMENT RESIDENTIAL & COMMERCIAL BUILDING WITH 4 BLOCKS CONSISTING OF EXTENDED 3 BASEMENT FLOORS BLOCK 1 TO BLOCK 3 (MEANT FOR PARKING) + BLOCK 1 -
WING 1 (GROUND FLOOR + 46 FLOORS)
WING 2 (GROUND FLOOR + 40 FLOORS)
BLOCK 2 - WING 3 (GROUND FLOOR + 40 FLOORS) WING 4 (GROUND FLOOR + 46 FLOORS) BLOCK 3 - WING 5 (GROUND FLOOR + 45 FLOORS)
BLOCK 4 COMMERCIAL (2 BASEMENT FLOORS (MEANT FOR PARKING) + GROUND FLOOR + 5 FLOORS)
@ OLD MAHABALIPURAM ROAD COMPRISED IN S.NO:14/4A1A2, 15/1A1,15/2B, 26/1B, 26/2, 27/1B, 27/2B, 31,32, 33/1, 34/1A, 35, 40/3A, 42, 43,44/1,44/2,
143/7A, 143/8A1, 143/8B1 & 143/6 (Part) OF EGATTUR VILLAGE AND MUTTUKADDU PANCHAYAT, THIRUPPORUR TALUK IN CHENGALPATTU DISTRICT.

SPECIFICATIONS

1. R.C.C PILE / RAFT FOUNDATION ADOPTED AS PER STRUCTURAL DESIGN.
2. R.C.C. COLUMNS, PLINTH BEAMS, ROOF SLAB, ETC. IN C.C. 1:2:4.
3. RCC SUPER STRUCTURE
4. PLASTERING WORK IN C.M. 1:4.
5. GOOD QUALITY TILE FLOORING IN C.M. 1:3.
6. TWO COATS OF COLOUR OR WHITE WASH.
7. ALL DOORS IN TEAKWOOD.
7. ALL WINDOWS IN ALUMINIUM
8. TWO COATS OF ENAMEL PAINT OVER ONE COAT OF PRIMER ON WOOD WORK
9. WEATHERING COURSE IN BRICK JELLY CONCRETE IN C.M. WITH TWO COURSES OF FLAT TILES LAID TO DETAIL

JOINERY SCHEDULE

DOORS

TAG	DESCRIPTION	WIDTH	HEIGHT	SILL HT	LINTEL HT
FRD	FIRE DOOR	1150	2150	0	2150
D	ENTRANCE DOOR	1110	2450	0	2450
D1	DOOR	910	2150	0	2150
D2	DOOR	810	2150	0	2150
D3	DOOR	810	2150	0	2150
SD1	SLIDING DOOR	3500	2150	0	2150
SD2	SLIDING DOOR	2450	2150	0	2150
SD3	SLIDING DOOR	2200	2150	0	2150
SD4	SLIDING DOOR	1650	2150	0	2150

WINDOWS

TAG	DESCRIPTION	WIDTH	HEIGHT	SILL HT	LINTEL HT
W1	WINDOW	2000	1950	200	2150
W2	WINDOW	1500	1950	200	2150
KW1	WINDOW	1200	1000	1150	2150
KW2	WINDOW	900	1000	1150	2150
KW3	WINDOW	500	1950	200	2150
SW	WINDOW	2000	1000	1150	2150
SW1	WINDOW	1200	1000	1150	2150

VENTILATORS

TAG	DESCRIPTION	WIDTH	HEIGHT	SILL HT	LINTEL HT
V1	VENTILATOR (openable)	650	1000	1150	2150

ACCESS PANEL DOORS

TAG	DESCRIPTION	WIDTH	HEIGHT	SILL HT	LINTEL HT
S1	SHAFT	900	1500	650	2150
S2	SHAFT	750	1500	650	2150
S3	SHAFT	1200	2450	0	2450
AP1	SHAFT	900	2000	150	2150
AP2	SHAFT	600	1500	650	2150
RS	ROLLING SHUTTER	3000	2150	-	2150

North

ALL DIMENSIONS ARE IN METRES

SCALE = 1:100

OWNER'S SIGNATURE

STRUCTURAL ENGINEER'S SIGNATURE

Er. K. MURALI, BE(Civil), M.E(Struct)
Registered Structural Engineer Grade-I(SE)DTCP
Chengalpattu Reg.No. CGLRGN/SE/Gr-I/2019/09/038
New No.14, Old No.34, Damodaran Street,
T.Nagar, Chennai-17.
Mobile: 97890 18902, Off: 2434 0048
Email id : muralirasi1971@gmail.com

ARCHITECT'S SIGNATURE

K. SHIVA SHANKAR
ARCHITECT
CA No. / 89 / 12213

ED+ ARCHITECTURE
'Kailash', 6/25, Cenotaph Road,
First Street,Teynampet, Chennai - 600 018.
Tel : 24357906, 24362396, 24362397
E-mail : contact@edarch.in

BLOCK 02 - WING 03 & 04

TYPICAL FLOOR PLAN
(1ST TO 17TH, 19TH TO 24TH, 26TH, 28TH TO 36TH, 38TH TO 40TH)

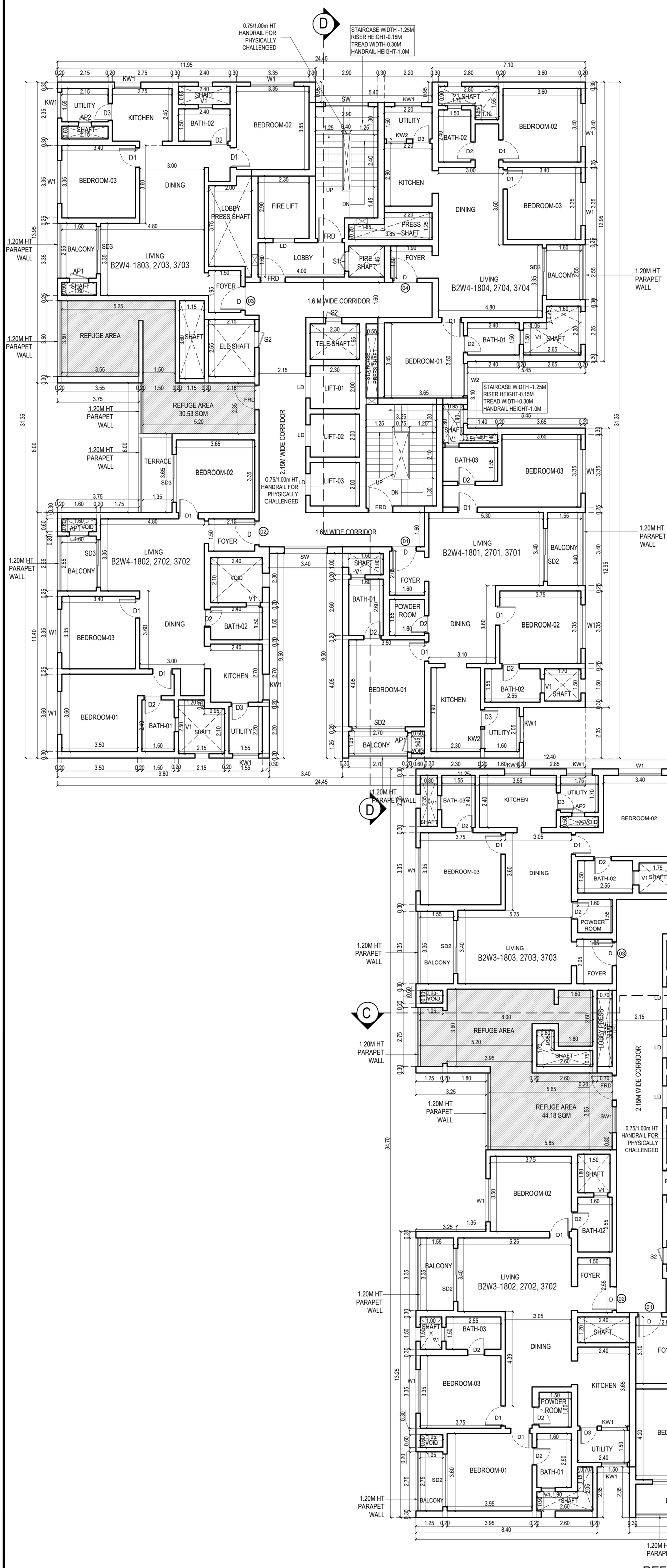

REFUGE FLOOR PLAN
(18TH, 27TH, 37TH)

MECHANICALLY VENTILATED

PROJECT:-
PLAN SHOWING THE PROPOSED CONSTRUCTION OF HIGH RISE GROUP DEVELOPMENT RESIDENTIAL & COMMERCIAL BUILDING WITH 4 BLOCKS CONSISTING OF EXTENDED 3 BASEMENT FLOORS BLOCK 1 TO BLOCK 3 (MEANT FOR PARKING) + BLOCK 1 -
WING 1 (GROUND FLOOR + 46 FLOORS)
WING 2 (GROUND FLOOR + 40 FLOORS)
BLOCK 2 - WING 3 (GROUND FLOOR + 40 FLOORS) WING 4 (GROUND FLOOR + 46 FLOORS) BLOCK 3 - WING 5 (GROUND FLOOR + 45 FLOORS)
BLOCK 4 COMMERCIAL (2 BASEMENT FLOORS (MEANT FOR PARKING) + GROUND FLOOR + 5 FLOORS)
@ OLD MAHABALIPURAM ROAD COMPRISED IN S.NO:14/4A1A2, 15/1A1,15/2B, 26/1B, 26/2, 27/1B, 27/2B, 31,32, 33/1, 34/1A, 35, 40/3A, 42, 43,44/1,44/2,
143/7A, 143/8A1, 143/8B1 & 143/6 (Part) OF EGATTUR VILLAGE AND MUTTUKADDU PANCHAYAT, THIRUPPORUR TALUK IN CHENGALPATTU DISTRICT.

SPECIFICATIONS

1. R.C.C PILE / RAFT FOUNDATION ADOPTED AS PER STRUCTURAL DESIGN.
2. R.C.C. COLUMNS, PLINTH BEAMS, ROOF SLAB, ETC. IN C.C. 1:2:4.
3. RCC SUPER STRUCTURE
4. PLASTERING WORK IN C.M. 1:4.
5. GOOD QUALITY TILE FLOORING IN C.M. 1:3.
6. TWO COATS OF COLOUR OR WHITE WASH.
7. ALL DOORS IN TEAKWOOD.
7. ALL WINDOWS IN ALUMINIUM
8. TWO COATS OF ENAMEL PAINT OVER ONE COAT OF PRIMER ON WOOD WORK
9. WEATHERING COURSE IN BRICK JELLY CONCRETE IN C.M. WITH TWO COURSES OF FLAT TILES LAID TO DETAIL

JOINERY SCHEDULE

DOORS

TAG	DESCRIPTION	WIDTH	HEIGHT	SILL HT	LINTEL HT
FRD	FIRE DOOR	1150	2150	0	2150
D	ENTRANCE DOOR	1110	2450	0	2450
D1	DOOR	910	2150	0	2150
D2	DOOR	810	2150	0	2150
D3	DOOR	810	2150	0	2150
SD1	SLIDING DOOR	3500	2150	0	2150
SD2	SLIDING DOOR	2450	2150	0	2150
SD3	SLIDING DOOR	2200	2150	0	2150
SD4	SLIDING DOOR	1650	2150	0	2150

WINDOWS

TAG	DESCRIPTION	WIDTH	HEIGHT	SILL HT	LINTEL HT
W1	WINDOW	2000	1950	200	2150
W2	WINDOW	1500	1950	200	2150
KW1	WINDOW	1200	1000	1150	2150
KW2	WINDOW	900	1000	1150	2150
KW3	WINDOW	500	1950	200	2150
SW	WINDOW	2000	1000	1150	2150
SW1	WINDOW	1200	1000	1150	2150

VENTILATORS

TAG	DESCRIPTION	WIDTH	HEIGHT	SILL HT	LINTEL HT
V1	VENTILATOR (openable)	650	1000	1150	2150

ACCESS PANEL DOORS

TAG	DESCRIPTION	WIDTH	HEIGHT	SILL HT	LINTEL HT
S1	SHAFT	900	1500	650	2150
S2	SHAFT	750	1500	650	2150
S3	SHAFT	1200	2450	0	2450
AP1	SHAFT	900	2000	150	2150
AP2	SHAFT	600	1500	650	2150
RS	ROLLING SHUTTER	3000	2150	-	2150

North

ALL DIMENSIONS ARE IN METRES

SCALE = 1:100

OWNER'S SIGNATURE

STRUCTURAL ENGINEER'S SIGNATURE

Er. K. MURALI, BE(Civil), M.E(Struct)
Registered Structural Engineer Grade-I(SE)DTCP
Chengalpattu Reg.No. CGLRGN/SE/Gr-I/2019/09/038
New No.14, Old No.34, Damodaran Street,
T.Nagar, Chennai-17.
Mobile: 9789D 18902, Off: 2434 0045
Email Id : muralirasi1971@gmail.com

ARCHITECT'S SIGNATURE

K. SHIVA SHANKAR
ARCHITECT
CA No. / 89 / 12213

ED+ ARCHITECTURE
'Kailash', 6/25, Cenotaph Road,
First Street,Teynampet, Chennai - 600 018.
Tel : 24357906, 24362396, 24362397
E-mail : contact@edarch.in

BLOCK 02 - WING 03 & 04

REFUGE FLOOR PLAN
(18TH, 27TH, 37TH)

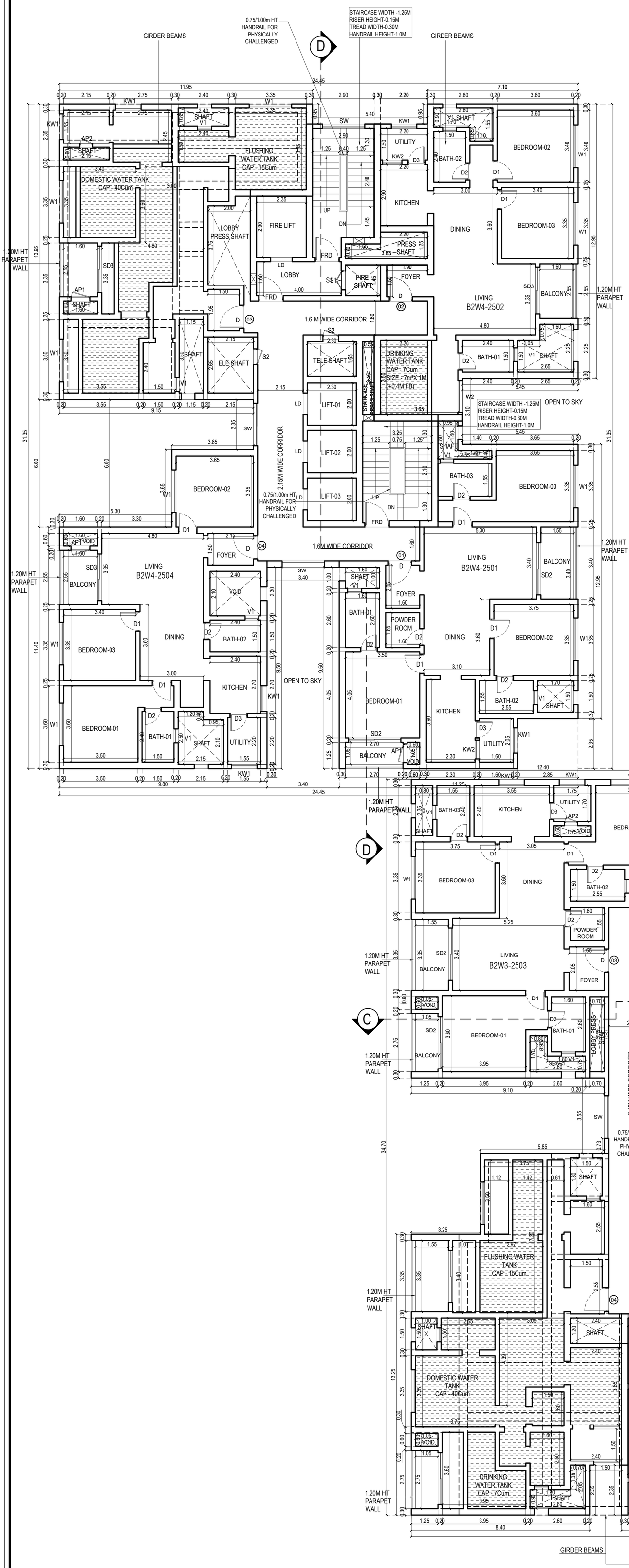

25TH FLOOR PLAN
(TYPICAL FLOOR / PART SERVICE FLOOR)

MECHANICALLY VENTILATED

PROJECT:-
PLAN SHOWING THE PROPOSED CONSTRUCTION OF HIGH RISE GROUP DEVELOPMENT RESIDENTIAL & COMMERCIAL BUILDING WITH 4 BLOCKS CONSISTING OF EXTENDED 3 BASEMENT FLOORS BLOCK 1 TO BLOCK 3 (MEANT FOR PARKING) + BLOCK 1 -
WING 1 (GROUND FLOOR + 46 FLOORS)
WING 2 (GROUND FLOOR + 40 FLOORS)
BLOCK 2 - WING 3 (GROUND FLOOR + 40 FLOORS) WING 4 (GROUND FLOOR + 46 FLOORS) BLOCK 3 - WING 5 (GROUND FLOOR + 45 FLOORS)
BLOCK 4 COMMERCIAL (2 BASEMENT FLOORS (MEANT FOR PARKING) + GROUND FLOOR + 5 FLOORS)
@ OLD MAHABALIPURAM ROAD COMPRISED IN S.NO:14/4A1A2, 15/1A1,15/2B, 26/1B, 26/2, 27/1B, 27/2B, 31,32, 33/1, 34/1A, 35, 40/3A, 42, 43,44/1,44/2,
143/7A, 143/8A1, 143/8B1 & 143/6 (Part) OF EGATTUR VILLAGE AND MUTTUKADDU PANCHAYAT, THIRUPPORUR TALUK IN CHENGALPATTU DISTRICT.

SPECIFICATIONS

1. R.C.C PILE / RAFT FOUNDATION ADOPTED AS PER STRUCTURAL DESIGN.
2. R.C.C. COLUMNS, PLINTH BEAMS, ROOF SLAB, ETC. IN C.C. 1:2:4.
3. RCC SUPER STRUCTURE
4. PLASTERING WORK IN C.M. 1:4.
5. GOOD QUALITY TILE FLOORING IN C.M. 1:3.
6. TWO COATS OF COLOUR OR WHITE WASH.
7. ALL DOORS IN TEAKWOOD.
7. ALL WINDOWS IN ALUMINIUM
8. TWO COATS OF ENAMEL PAINT OVER ONE COAT OF PRIMER ON WOOD WORK
9. WEATHERING COURSE IN BRICK JELLY CONCRETE IN C.M. WITH TWO COURSES OF FLAT TILES LAID TO DETAIL

JOINERY SCHEDULE

DOORS

TAG	DESCRIPTION	WIDTH	HEIGHT	SILL HT	LINTEL HT
FRD	FIRE DOOR	1150	2150	0	2150
D	ENTRANCE DOOR	1110	2450	0	2450
D1	DOOR	910	2150	0	2150
D2	DOOR	810	2150	0	2150
D3	DOOR	810	2150	0	2150
SD1	SLIDING DOOR	3500	2150	0	2150
SD2	SLIDING DOOR	2450	2150	0	2150
SD3	SLIDING DOOR	2200	2150	0	2150
SD4	SLIDING DOOR	1650	2150	0	2150

WINDOWS

TAG	DESCRIPTION	WIDTH	HEIGHT	SILL HT	LINTEL HT
W1	WINDOW	2000	1950	200	2150
W2	WINDOW	1500	1950	200	2150
KW1	WINDOW	1200	1000	1150	2150
KW2	WINDOW	900	1000	1150	2150
KW3	WINDOW	500	1950	200	2150
SW	WINDOW	2000	1000	1150	2150
SW1	WINDOW	1200	1000	1150	2150

VENTILATORS

TAG	DESCRIPTION	WIDTH	HEIGHT	SILL HT	LINTEL HT
V1	VENTILATOR (openable)	650	1000	1150	2150

ACCESS PANEL DOORS

TAG	DESCRIPTION	WIDTH	HEIGHT	SILL HT	LINTEL HT
S1	SHAFT	900	1500	650	2150
S2	SHAFT	750	1500	650	2150
S3	SHAFT	1200	2450	0	2450
AP1	SHAFT	900	2000	150	2150
AP2	SHAFT	600	1500	650	2150
RS	ROLLING SHUTTER	3000	2150	-	2150

North

ALL DIMENSIONS ARE IN METRES

SCALE = 1:100

OWNER'S SIGNATURE

STRUCTURAL ENGINEER'S SIGNATURE

Er. K. MURALI, BE(Civil), M.E(Struct)
Registered Structural Engineer Grade-I(SE)DTCP
Chengalpattu Reg.No. CGLRGN/SE/Gr-I/2019/09/038
New No.14, Old No.34, Damodaran Street,
T.Nagar, Chennai-17.
Mobile: 97890 18902, Off: 2434 0048
Email id : muralirasi1971@gmail.com

ARCHITECT'S SIGNATURE

K. SHIVA SHANKAR
ARCHITECT
CA No. / 89 / 12213

ED+ ARCHITECTURE
'Kailash', 6/25, Cenotaph Road,
First Street,Teynampet, Chennai - 600 018.
Tel : 24357906, 24362396, 24362397
E-mail : contact@edarch.in

BLOCK 02 - WING 03 & 04

25TH FLOOR PLAN
(TYPICAL FLOOR / PART SERVICE FLOOR)

PROJECT:-
PLAN SHOWING THE PROPOSED CONSTRUCTION OF HIGH RISE GROUP DEVELOPMENT RESIDENTIAL & COMMERCIAL BUILDING WITH 4 BLOCKS CONSISTING OF EXTENDED 3 BASEMENT FLOORS BLOCK 1 TO BLOCK 3 (MEANT FOR PARKING) + BLOCK 1 -
WING 1 (GROUND FLOOR + 46 FLOORS)
WING 2 (GROUND FLOOR + 40 FLOORS)
BLOCK 2 - WING 3 (GROUND FLOOR + 40 FLOORS) WING 4 (GROUND FLOOR + 46 FLOORS) BLOCK 3 - WING 5 (GROUND FLOOR + 45 FLOORS)
BLOCK 4 COMMERCIAL (2 BASEMENT FLOORS (MEANT FOR PARKING) + GROUND FLOOR + 5 FLOORS)
@ OLD MAHABALIPURAM ROAD COMPRISED IN S.NO:14/4A1A2, 15/1A1,15/2B, 26/1B, 26/2, 27/1B, 27/2B, 31,32, 33/1, 34/1A, 35, 40/3A, 42, 43,44/1,44/2,
143/7A, 143/8A1, 143/8B1 & 143/6 (Part) OF EGATTUR VILLAGE AND MUTTUKADDU PANCHAYAT, THIRUPPORUR TALUK IN CHENGALPATTU DISTRICT.

WING 04 - 41ST FLOOR PLAN

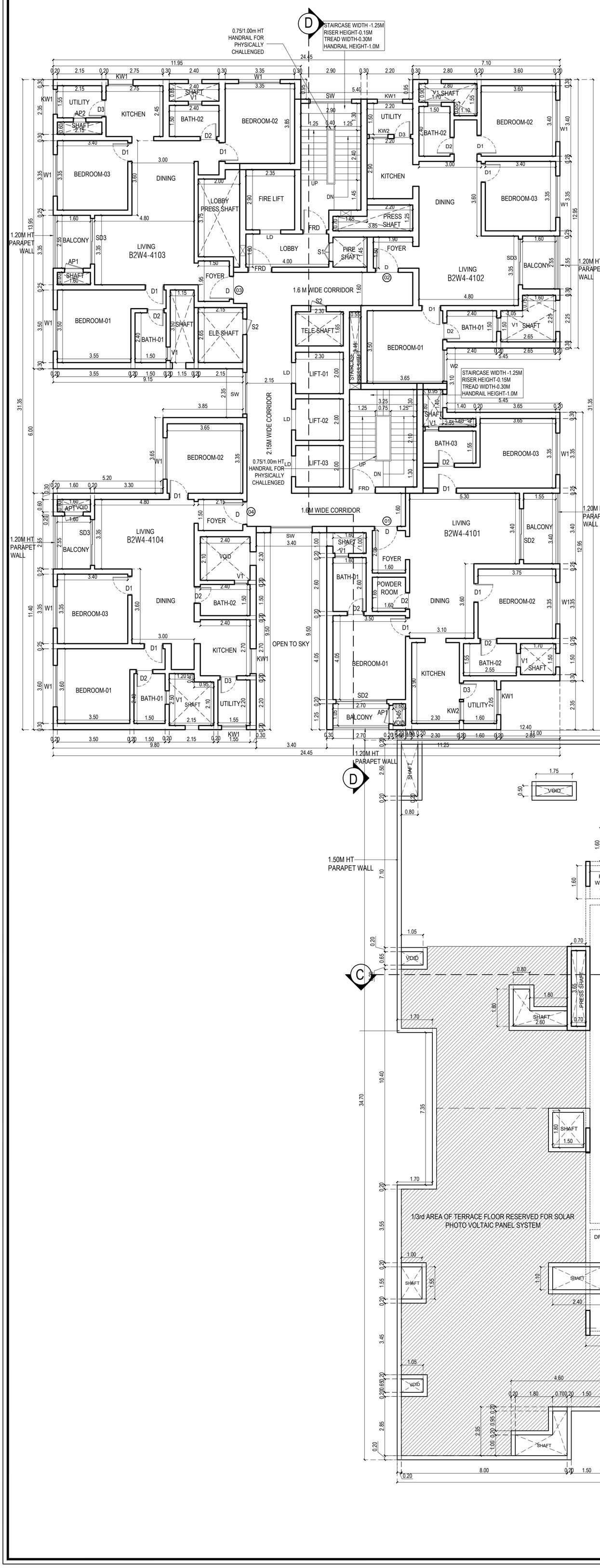

WING 03 - TERRACE FLOOR PLAN

MECHANICALLY VENTILATED

SPECIFICATIONS

1. R.C.C PILE / RAFT FOUNDATION ADOPTED AS PER STRUCTURAL DESIGN.
2. R.C.C. COLUMNS, PLINTH BEAMS, ROOF SLAB, ETC. IN C.C. 1:2:4.
3. RCC SUPER STRUCTURE
4. PLASTERING WORK IN C.M. 1:4.
5. GOOD QUALITY TILE FLOORING IN C.M. 1:3.
6. TWO COATS OF COLOUR OR WHITE WASH.
7. ALL DOORS IN TEAKWOOD.
7. ALL WINDOWS IN ALUMINIUM
8. TWO COATS OF ENAMEL PAINT OVER ONE COAT OF PRIMER ON WOOD WORK
9. WEATHERING COURSE IN BRICK JELLY CONCRETE IN C.M. WITH TWO COURSES OF FLAT TILES LAID TO DETAIL

JOINERY SCHEDULE

DOORS

TAG	DESCRIPTION	WIDTH	HEIGHT	SILL HT	LINTEL HT
FRD	FIRE DOOR	1150	2150	0	2150
D	ENTRANCE DOOR	1110	2450	0	2450
D1	DOOR	910	2150	0	2150
D2	DOOR	810	2150	0	2150
D3	DOOR	810	2150	0	2150
SD1	SLIDING DOOR	3500	2150	0	2150
SD2	SLIDING DOOR	2450	2150	0	2150
SD3	SLIDING DOOR	2200	2150	0	2150
SD4	SLIDING DOOR	1650	2150	0	2150

WINDOWS

TAG	DESCRIPTION	WIDTH	HEIGHT	SILL HT	LINTEL HT
W1	WINDOW	2000	1950	200	2150
W2	WINDOW	1500	1950	200	2150
KW1	WINDOW	1200	1000	1150	2150
KW2	WINDOW	900	1000	1150	2150
KW3	WINDOW	500	1950	200	2150
SW	WINDOW	2000	1000	1150	2150
SW1	WINDOW	1200	1000	1150	2150

VENTILATORS

TAG	DESCRIPTION	WIDTH	HEIGHT	SILL HT	LINTEL HT
V1	VENTILATOR (openable)	650	1000	1150	2150

ACCESS PANEL DOORS

TAG	DESCRIPTION	WIDTH	HEIGHT	SILL HT	LINTEL HT
S1	SHAFT	900	1500	650	2150
S2	SHAFT	750	1500	650	2150
S3	SHAFT	1200	2450	0	2450
AP1	SHAFT	900	2000	150	2150
AP2	SHAFT	600	1500	650	2150
RS	ROLLING SHUTTER	3000	2150	-	2150

North

ALL DIMENSIONS ARE IN METRES

SCALE = 1:100

OWNER'S SIGNATURE

STRUCTURAL ENGINEER'S SIGNATURE

Er. K. MURALI, BE(Civil), M.E(Struct)
Registered Structural Engineer Grade-I(SE)DTCP
Chengalpattu Reg.No. CGLRGN/SE/Gr-I/2019/09/038
New No.14, Old No.34, Damodaran Street,
T.Nagar, Chennai-17.
Mobile: 97890 18902, Off: 2434 0045
Email id : muralirasi1971@gmail.com

ARCHITECT'S SIGNATURE

K. SHIVA SHANKAR
ARCHITECT
CA No. / 89 / 12213

ED+ ARCHITECTURE
'Kailash', 6/25, Cenotaph Road,
First Street,Teynampet, Chennai - 600 018.
Tel : 24357906, 24362396, 24362397
E-mail : contact@edarch.in

BLOCK 02 - WING 03 & 04

WING 04 - 41ST FLOOR PLAN
WING 03 - TERRACE FLOOR PLAN

WING -04 TYPICAL FLOOR PLAN
(42ND TO 46TH)

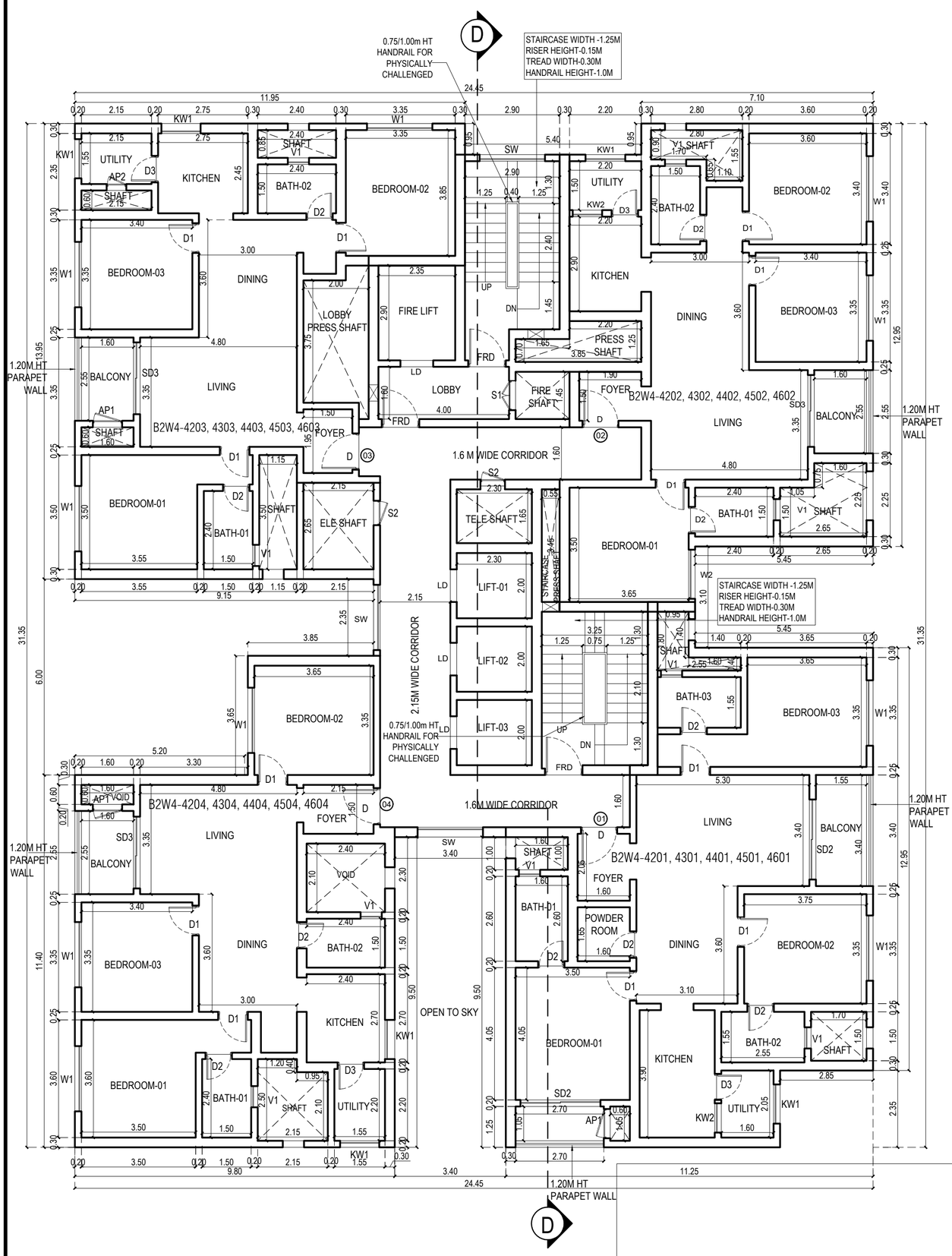

TERRACE BELOW

PROJECT:-
PLAN SHOWING THE PROPOSED CONSTRUCTION OF HIGH RISE GROUP DEVELOPMENT RESIDENTIAL & COMMERCIAL BUILDING WITH 4 BLOCKS CONSISTING OF EXTENDED 3 BASEMENT FLOORS BLOCK 1 TO BLOCK 3 (MEANT FOR PARKING) + BLOCK 1 -
WING 1 (GROUND FLOOR + 46 FLOORS)
WING 2 (GROUND FLOOR + 40 FLOORS)
BLOCK 2 - WING 3 (GROUND FLOOR + 40 FLOORS) WING 4 (GROUND FLOOR + 46 FLOORS) BLOCK 3 - WING 5 (GROUND FLOOR + 45 FLOORS)
BLOCK 4 COMMERCIAL (2 BASEMENT FLOORS (MEANT FOR PARKING) + GROUND FLOOR + 5 FLOORS)
@ OLD MAHABALIPURAM ROAD COMPRISED IN S.NO:14/4A1A2, 15/1A1,15/2B, 26/1B, 26/2, 27/1B, 27/2B, 31,32, 33/1, 34/1A, 35, 40/3A, 42, 43,44/1,44/2,
143/7A, 143/8A1, 143/8B1 & 143/6 (Part) OF EGATTUR VILLAGE AND MUTTUKADDU PANCHAYAT, THIRUPPORUR TALUK IN CHENGALPATTU DISTRICT.

SPECIFICATIONS

1. R.C.C PILE / RAFT FOUNDATION ADOPTED AS PER STRUCTURAL DESIGN.
2. R.C.C. COLUMNS, PLINTH BEAMS, ROOF SLAB, ETC. IN C.C. 1:2:4.
3. RCC SUPER STRUCTURE
4. PLASTERING WORK IN C.M. 1:4.
5. GOOD QUALITY TILE FLOORING IN C.M. 1:3.
6. TWO COATS OF COLOUR OR WHITE WASH.
7. ALL DOORS IN TEAKWOOD.
7. ALL WINDOWS IN ALUMINIUM
8. TWO COATS OF ENAMEL PAINT OVER ONE COAT OF PRIMER ON WOOD WORK
9. WEATHERING COURSE IN BRICK JELLY CONCRETE IN C.M. WITH TWO COURSES OF FLAT TILES LAID TO DETAIL

JOINERY SCHEDULE

DOORS

TAG	DESCRIPTION	WIDTH	HEIGHT	SILL HT	LINTEL HT
FRD	FIRE DOOR	1150	2150	0	2150
D	ENTRANCE DOOR	1110	2450	0	2450
D1	DOOR	910	2150	0	2150
D2	DOOR	810	2150	0	2150
D3	DOOR	810	2150	0	2150
SD1	SLIDING DOOR	3500	2150	0	2150
SD2	SLIDING DOOR	2450	2150	0	2150
SD3	SLIDING DOOR	2200	2150	0	2150
SD4	SLIDING DOOR	1650	2150	0	2150

WINDOWS

TAG	DESCRIPTION	WIDTH	HEIGHT	SILL HT	LINTEL HT
W1	WINDOW	2000	1950	200	2150
W2	WINDOW	1500	1950	200	2150
KW1	WINDOW	1200	1000	1150	2150
KW2	WINDOW	900	1000	1150	2150
KW3	WINDOW	500	1950	200	2150
SW	WINDOW	2000	1000	1150	2150
SW1	WINDOW	1200	1000	1150	2150

VENTILATORS

TAG	DESCRIPTION	WIDTH	HEIGHT	SILL HT	LINTEL HT
V1	VENTILATOR (openable)	650	1000	1150	2150

ACCESS PANEL DOORS

TAG	DESCRIPTION	WIDTH	HEIGHT	SILL HT	LINTEL HT
S1	SHAFT	900	1500	650	2150
S2	SHAFT	750	1500	650	2150
S3	SHAFT	1200	2450	0	2450
AP1	SHAFT	900	2000	150	2150
AP2	SHAFT	600	1500	650	2150
RS	ROLLING SHUTTER	3000	2150	-	2150

North

ALL DIMENSIONS ARE IN METRES

SCALE = 1:100

OWNER'S SIGNATURE

STRUCTURAL ENGINEER'S SIGNATURE

Er. K. MURALI, BE(Civil), M.E(Struct)
Registered Structural Engineer Grade-I(SE)DTCP
Chengalpattu Reg.No. CGLRGN/SE/Gr-I/2019/09/038
New No.14, Old No.34, Damodaran Street,
T.Nagar, Chennai-17.
Mobile: 97890 18902, Off: 2434 0045
Email id : muralirasi1971@gmail.com

ARCHITECT'S SIGNATURE

K. SHIVA SHANKAR
ARCHITECT
CA No. / 89 / 12213

ED+ ARCHITECTURE
'Kailash', 6/25, Cenotaph Road,
First Street,Teynampet, Chennai - 600 018.
Tel : 24357906, 24362396, 24362397
E-mail : contact@edarch.in

BLOCK 02 - WING 03 & 04

WING -04 - TYPICAL FLOOR PLAN
(42ND TO 46TH)

WING - 4 TERRACE FLOOR PLAN

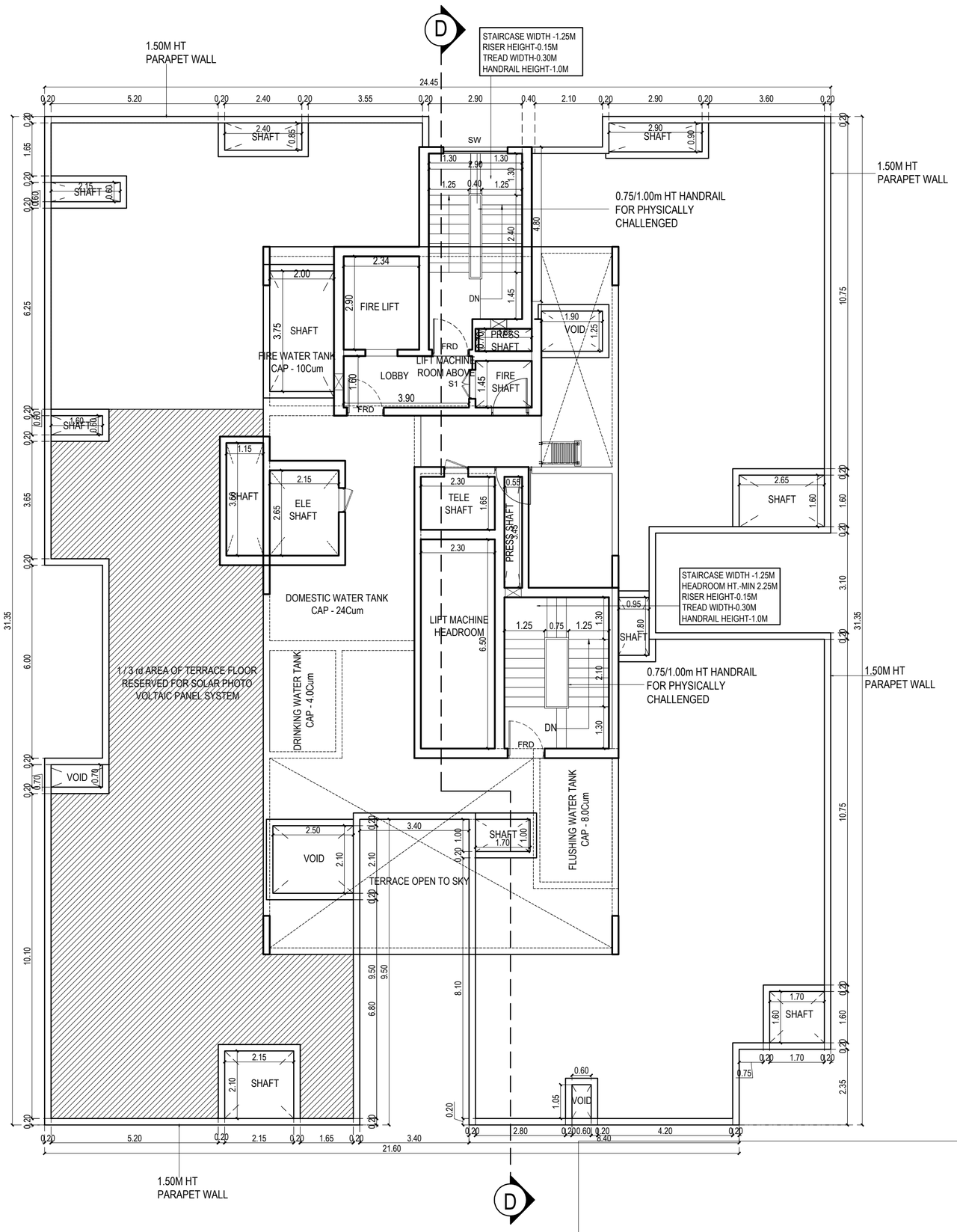

PROJECT:-
PLAN SHOWING THE PROPOSED CONSTRUCTION OF HIGH RISE GROUP DEVELOPMENT RESIDENTIAL & COMMERCIAL BUILDING WITH 4 BLOCKS CONSISTING OF EXTENDED 3 BASEMENT FLOORS BLOCK 1 TO BLOCK 3 (MEANT FOR PARKING) + BLOCK 1 -
WING 1 (GROUND FLOOR + 46 FLOORS)
WING 2 (GROUND FLOOR + 40 FLOORS)
BLOCK 2 - WING 3 (GROUND FLOOR + 40 FLOORS) WING 4 (GROUND FLOOR + 46 FLOORS) BLOCK 3 - WING 5 (GROUND FLOOR + 45 FLOORS)
BLOCK 4 COMMERCIAL (2 BASEMENT FLOORS (MEANT FOR PARKING) + GROUND FLOOR + 5 FLOORS)
@ OLD MAHABALIPURAM ROAD COMPRISED IN S.NO:14/4A1A2, 15/1A1,15/2B, 26/1B, 26/2, 27/1B, 27/2B, 31,32, 33/1, 34/1A, 35, 40/3A, 42, 43,44/1,44/2,
143/7A, 143/8A1, 143/8B1 & 143/6 (Part) OF EGATTUR VILLAGE AND MUTTUKADDU PANCHAYAT, THIRUPPORUR TALUK IN CHENGALPATTU DISTRICT.

SPECIFICATIONS

1. R.C.C PILE / RAFT FOUNDATION ADOPTED AS PER STRUCTURAL DESIGN.
2. R.C.C. COLUMNS, PLINTH BEAMS, ROOF SLAB, ETC. IN C.C. 1:2:4.
3. RCC SUPER STRUCTURE
4. PLASTERING WORK IN C.M. 1:4.
5. GOOD QUALITY TILE FLOORING IN C.M. 1:3.
6. TWO COATS OF COLOUR OR WHITE WASH.
7. ALL DOORS IN TEAKWOOD.
7. ALL WINDOWS IN ALUMINIUM
8. TWO COATS OF ENAMEL PAINT OVER ONE COAT OF PRIMER ON WOOD WORK
9. WEATHERING COURSE IN BRICK JELLY CONCRETE IN C.M. WITH TWO COURSES OF FLAT TILES LAID TO DETAIL

JOINERY SCHEDULE

DOORS

TAG	DESCRIPTION	WIDTH	HEIGHT	SILL HT	LINTEL HT
FRD	FIRE DOOR	1150	2150	0	2150
D	ENTRANCE DOOR	1110	2450	0	2450
D1	DOOR	910	2150	0	2150
D2	DOOR	810	2150	0	2150
D3	DOOR	810	2150	0	2150
SD1	SLIDING DOOR	3500	2150	0	2150
SD2	SLIDING DOOR	2450	2150	0	2150
SD3	SLIDING DOOR	2200	2150	0	2150
SD4	SLIDING DOOR	1650	2150	0	2150

WINDOWS

TAG	DESCRIPTION	WIDTH	HEIGHT	SILL HT	LINTEL HT
W1	WINDOW	2000	1950	200	2150
W2	WINDOW	1500	1950	200	2150
KW1	WINDOW	1200	1000	1150	2150
KW2	WINDOW	900	1000	1150	2150
KW3	WINDOW	500	1950	200	2150
SW	WINDOW	2000	1000	1150	2150
SW1	WINDOW	1200	1000	1150	2150

VENTILATORS

TAG	DESCRIPTION	WIDTH	HEIGHT	SILL HT	LINTEL HT
V1	VENTILATOR (openable)	650	1000	1150	2150

ACCESS PANEL DOORS

TAG	DESCRIPTION	WIDTH	HEIGHT	SILL HT	LINTEL HT
S1	SHAFT	900	1500	650	2150
S2	SHAFT	750	1500	650	2150
S3	SHAFT	1200	2450	0	2450
AP1	SHAFT	900	2000	150	2150
AP2	SHAFT	600	1500	650	2150
RS	ROLLING SHUTTER	3000	2150	-	2150

North

ALL DIMENSIONS ARE IN METRES

SCALE = 1:100

OWNER'S SIGNATURE

STRUCTURAL ENGINEER'S SIGNATURE

Er. K. MURALI, BE(Civil), M.E(Struct)
Registered Structural Engineer Grade-I(SE)DTCP
Chengalpattu Reg.No. CGLRGN/SE/Gr-I/2019/09/038
New No.14, Old No.34, Damodaran Street,
T.Nagar, Chennai-17.
Mobile: 97890 18902, Off: 2434 0045
Email Id : muralirasi1971@gmail.com

ARCHITECT'S SIGNATURE

K. SHIVA SHANKAR
ARCHITECT
CA No. / 89 / 12213

ED+ ARCHITECTURE
'Kailash', 6/25, Cenotaph Road,
First Street,Teynampet, Chennai - 600 018.
Tel : 24357906, 24362396, 24362397
E-mail : contact@edarch.in

BLOCK 02 - WING 03 & 04

WING-04 TERRACE FLOOR PLAN



EAST ELEVATION

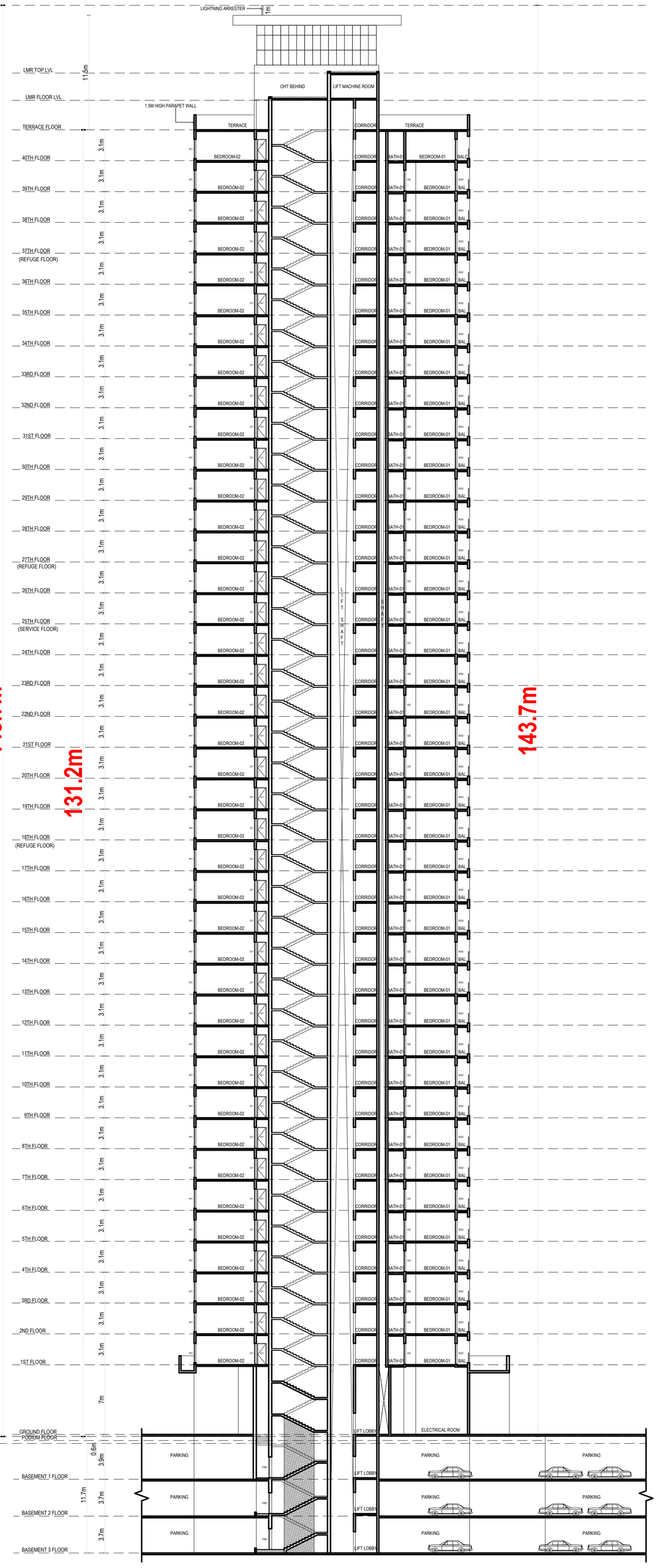

SECTION "CC"

PROJECT:-
PLAN SHOWING THE PROPOSED CONSTRUCTION OF HIGH RISE GROUP DEVELOPMENT RESIDENTIAL & COMMERCIAL BUILDING WITH 4 BLOCKS CONSISTING OF EXTENDED 3 BASEMENT FLOORS BLOCK 1 TO BLOCK 3 (MEANT FOR PARKING) + BLOCK 1 -
WING 1 (GROUND FLOOR + 46 FLOORS)
WING 2 (GROUND FLOOR + 40 FLOORS)
BLOCK 2 - WING 3 (GROUND FLOOR + 40 FLOORS) WING 4 (GROUND FLOOR + 46 FLOORS) BLOCK 3 - WING 5 (GROUND FLOOR + 45 FLOORS)
BLOCK 4 COMMERCIAL (2 BASEMENT FLOORS (MEANT FOR PARKING) + GROUND FLOOR + 5 FLOORS)
@ OLD MAHABALIPURAM ROAD COMPRISED IN S.NO:14/4A1A2, 15/1A1,15/2B, 26/1B, 26/2, 27/1B, 27/2B, 31,32, 33/1, 34/1A, 35, 40/3A, 42, 43,44/1,44/2,
143/7A, 143/8A1, 143/8B1 & 143/6 (Part) OF EGATTUR VILLAGE AND MUTTUKADDU PANCHAYAT, THIRUPPORUR TALUK IN CHENGALPATTU DISTRICT.

SPECIFICATIONS

1. R.C.C PILE / RAFT FOUNDATION ADOPTED AS PER STRUCTURAL DESIGN.
2. R.C.C. COLUMNS, PLINTH BEAMS, ROOF SLAB, ETC. IN C.C. 1:2:4.
3. RCC SUPER STRUCTURE
4. PLASTERING WORK IN C.M. 1:4.
5. GOOD QUALITY TILE FLOORING IN C.M. 1:3.
6. TWO COATS OF COLOUR OR WHITE WASH.
7. ALL DOORS IN TEAKWOOD.
7. ALL WINDOWS IN ALUMINIUM
8. TWO COATS OF ENAMEL PAINT OVER ONE COAT OF PRIMER ON WOOD WORK
9. WEATHERING COURSE IN BRICK JELLY CONCRETE IN C.M. WITH TWO COURSES OF FLAT TILES LAID TO DETAIL

JOINERY SCHEDULE

DOORS

TAG	DESCRIPTION	WIDTH	HEIGHT	SILL HT	LINTEL HT
FRD	FIRE DOOR	1150	2150	0	2150
D	ENTRANCE DOOR	1110	2450	0	2450
D1	DOOR	910	2150	0	2150
D2	DOOR	810	2150	0	2150
D3	DOOR	810	2150	0	2150
SD1	SLIDING DOOR	3500	2150	0	2150
SD2	SLIDING DOOR	2450	2150	0	2150
SD3	SLIDING DOOR	2200	2150	0	2150
SD4	SLIDING DOOR	1650	2150	0	2150

WINDOWS

TAG	DESCRIPTION	WIDTH	HEIGHT	SILL HT	LINTEL HT
W1	WINDOW	2000	1950	200	2150
W2	WINDOW	1500	1950	200	2150
KW1	WINDOW	1200	1000	1150	2150
KW2	WINDOW	900	1000	1150	2150
KW3	WINDOW	500	1950	200	2150
SW	WINDOW	2000	1000	1150	2150
SW1	WINDOW	1200	1000	1150	2150

VENTILATORS

TAG	DESCRIPTION	WIDTH	HEIGHT	SILL HT	LINTEL HT
V1	VENTILATOR (openable)	650	1000	1150	2150

ACCESS PANEL DOORS

TAG	DESCRIPTION	WIDTH	HEIGHT	SILL HT	LINTEL HT
S1	SHAFT	900	1500	650	2150
S2	SHAFT	750	1500	650	2150
S3	SHAFT	1200	2450	0	2450
AP1	SHAFT	900	2000	150	2150
AP2	SHAFT	600	1500	650	2150
RS	ROLLING SHUTTER	3000	2150	-	2150

ALL DIMENSIONS ARE IN METRES

SCALE = 1:200

OWNER'S SIGNATURE

STRUCTURAL ENGINEER'S SIGNATURE

Er. K. MURALI, BE(Civil), M.E(Struct)
Registered Structural Engineer Grade-I(SE)DTCP
Chengalpattu Reg.No. CGLRGN/SE/Gr-I/2019/09/038
New No.14, Old No.34, Damodaran Street,
T.Nagar, Chennai-17.
Mobile: 97890 18902, Off: 2434 0048
Email id : muralirasi1971@gmail.com

ARCHITECT'S SIGNATURE

K. SHIVA SHANKAR
ARCHITECT
CA No. / 89 / 12213

ED+ ARCHITECTURE
'Kailash', 6/25, Cenotaph Road,
First Street,Teynampet, Chennai - 600 018.
Tel : 24357906, 24362396, 24362397
E-mail : contact@edarch.in

BLOCK -2 - WING - 3

EAST ELEVATION & SECTION "CC"

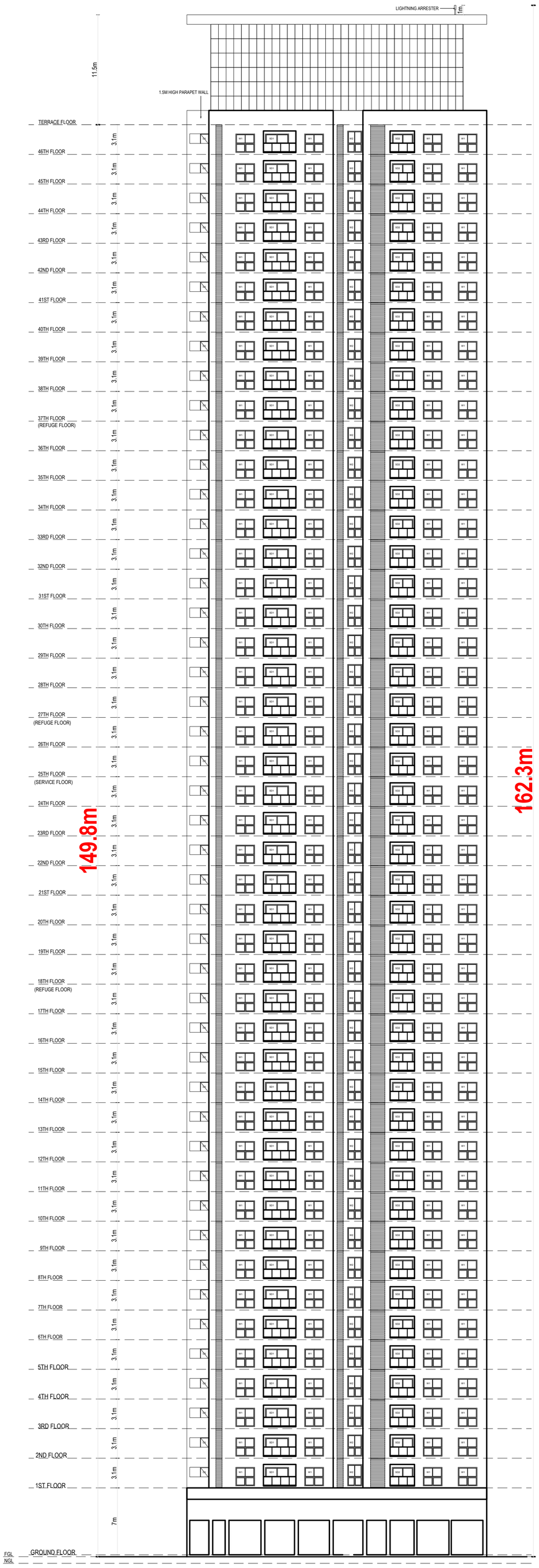

EAST ELEVATION

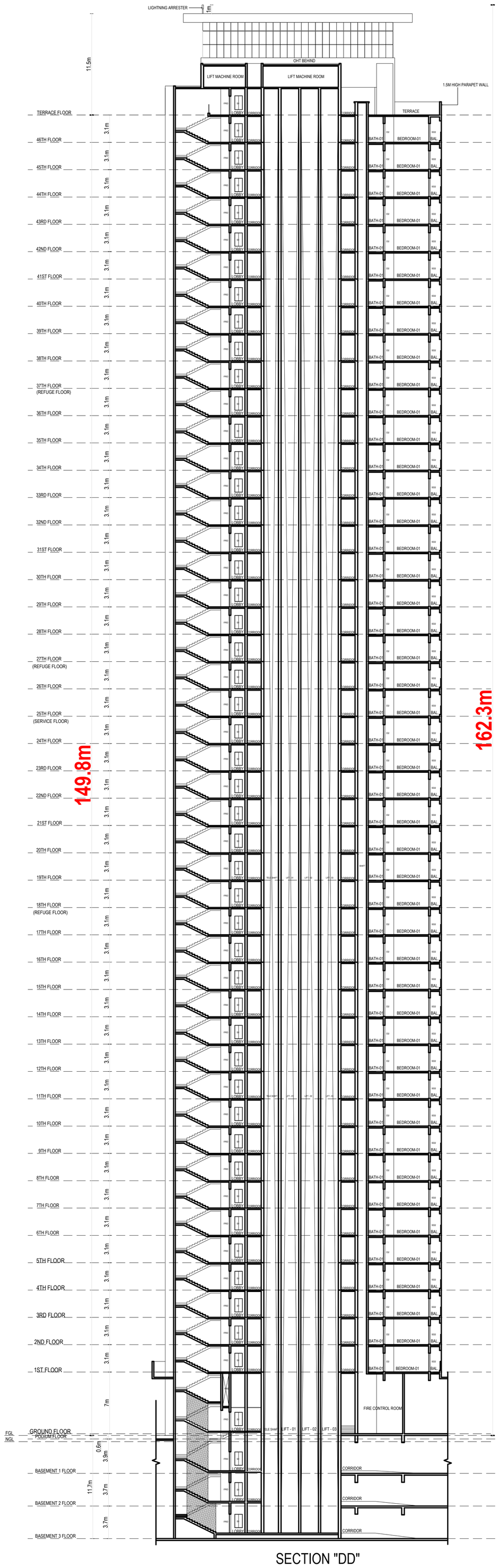

SECTION "DD"

PROJECT:-
PLAN SHOWING THE PROPOSED CONSTRUCTION OF HIGH RISE GROUP DEVELOPMENT RESIDENTIAL & COMMERCIAL BUILDING WITH 4 BLOCKS CONSISTING OF EXTENDED 3 BASEMENT FLOORS BLOCK 1 TO BLOCK 3 (MEANT FOR PARKING) + BLOCK 1 -
WING 1 (GROUND FLOOR + 46 FLOORS)
WING 2 (GROUND FLOOR + 40 FLOORS)
BLOCK 2 - WING 3 (GROUND FLOOR + 40 FLOORS) WING 4 (GROUND FLOOR + 46 FLOORS) BLOCK 3 - WING 5 (GROUND FLOOR + 45 FLOORS)
BLOCK 4 COMMERCIAL (2 BASEMENT FLOORS (MEANT FOR PARKING) + GROUND FLOOR + 5 FLOORS)
@ OLD MAHABALIPURAM ROAD COMPRISED IN S.NO:14/4A1A2, 15/1A1,15/2B, 26/1B, 26/2, 27/1B, 27/2B, 31,32, 33/1, 34/1A, 35, 40/3A, 42, 43,44/1,44/2,
143/7A, 143/8A1, 143/8B1 & 143/6 (Part) OF EGATTUR VILLAGE AND MUTTUKADDU PANCHAYAT, THIRUPPORUR TALUK IN CHENGALPATTU DISTRICT.

SPECIFICATIONS

1. R.C.C PILE / RAFT FOUNDATION ADOPTED AS PER STRUCTURAL DESIGN.
2. R.C.C. COLUMNS, PLINTH BEAMS, ROOF SLAB, ETC. IN C.C. 1:2:4.
3. RCC SUPER STRUCTURE
4. PLASTERING WORK IN C.M. 1:4.
5. GOOD QUALITY TILE FLOORING IN C.M. 1:3.
6. TWO COATS OF COLOUR OR WHITE WASH.
7. ALL DOORS IN TEAKWOOD.
7. ALL WINDOWS IN ALUMINIUM
8. TWO COATS OF ENAMEL PAINT OVER ONE COAT OF PRIMER ON WOOD WORK
9. WEATHERING COURSE IN BRICK JELLY CONCRETE IN C.M. WITH TWO COURSES OF FLAT TILES LAID TO DETAIL

JOINERY SCHEDULE

DOORS

TAG	DESCRIPTION	WIDTH	HEIGHT	SILL HT	LINTEL HT
FRD	FIRE DOOR	1150	2150	0	2150
D	ENTRANCE DOOR	1110	2450	0	2450
D1	DOOR	910	2150	0	2150
D2	DOOR	810	2150	0	2150
D3	DOOR	810	2150	0	2150
SD1	SLIDING DOOR	3500	2150	0	2150
SD2	SLIDING DOOR	2450	2150	0	2150
SD3	SLIDING DOOR	2200	2150	0	2150
SD4	SLIDING DOOR	1650	2150	0	2150

WINDOWS

TAG	DESCRIPTION	WIDTH	HEIGHT	SILL HT	LINTEL HT
W1	WINDOW	2000	1950	200	2150
W2	WINDOW	1500	1950	200	2150
KW1	WINDOW	1200	1000	1150	2150
KW2	WINDOW	900	1000	1150	2150
KW3	WINDOW	500	1950	200	2150
SW	WINDOW	2000	1000	1150	2150
SW1	WINDOW	1200	1000	1150	2150

VENTILATORS

TAG	DESCRIPTION	WIDTH	HEIGHT	SILL HT	LINTEL HT
V1	VENTILATOR (openable)	650	1000	1150	2150

ACCESS PANEL DOORS

TAG	DESCRIPTION	WIDTH	HEIGHT	SILL HT	LINTEL HT
S1	SHAFT	900	1500	650	2150
S2	SHAFT	750	1500	650	2150
S3	SHAFT	1200	2450	0	2450
AP1	SHAFT	900	2000	150	2150
AP2	SHAFT	600	1500	650	2150
RS	ROLLING SHUTTER	3000	2150	-	2150

ALL DIMENSIONS ARE IN METRES

SCALE = 1:200

OWNER'S SIGNATURE

STRUCTURAL ENGINEER'S SIGNATURE

Er. K. MURALI, BE(Civil), M.E(Struct)
Registered Structural Engineer Grade-I(SE)DTCP
Chengalpattu Reg.No. CGLRGN/SE/Gr-I/2019/09/638
New No.14, Old No.34, Damodaran Street,
T.Nagar, Chennai-17.
Mobile: 97890 18902, Off: 2434 0045
Email id : muralirasi1971@gmail.com

ARCHITECT'S SIGNATURE

K. SHIVA SHANKAR
ARCHITECT
CA No. / 89 / 12213

ED+ ARCHITECTURE
'Kailash', 6/25, Cenotaph Road,
First Street,Teynampet, Chennai - 600 018.
Tel : 24357906, 24362396, 24362397
E-mail : contact@edarch.in

BLOCK -2 - WING - 4

EAST ELEVATION & SECTION "DD"

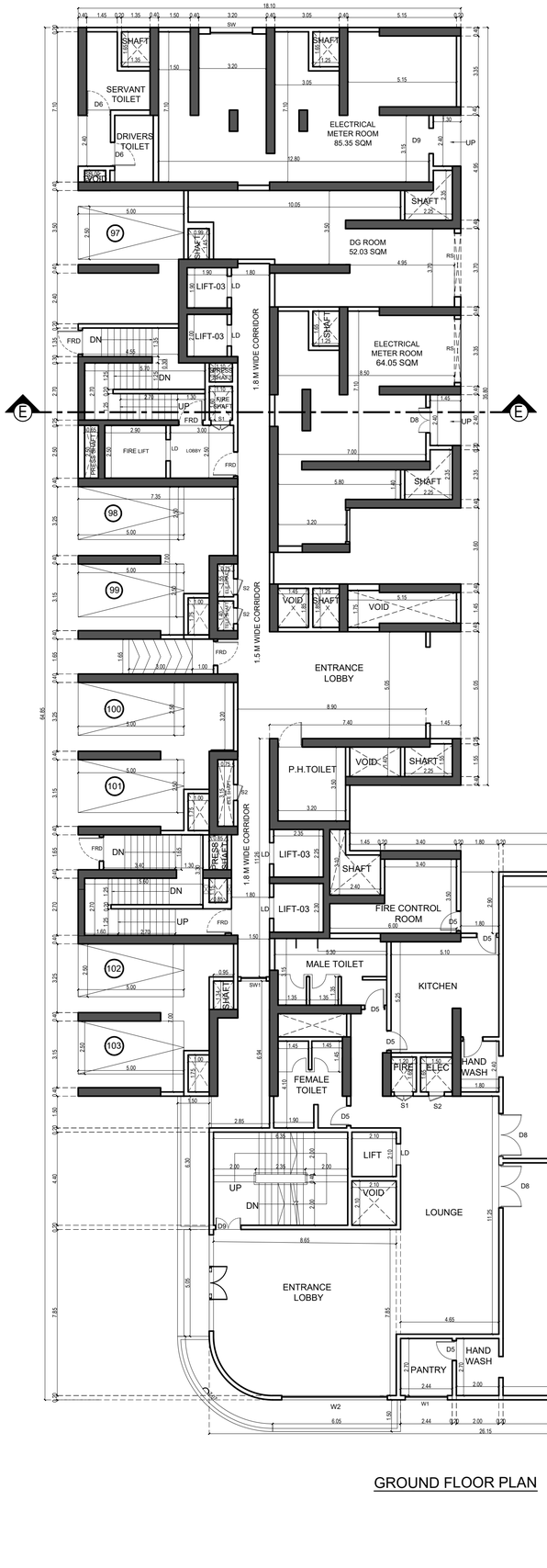

GROUND FLOOR PLAN

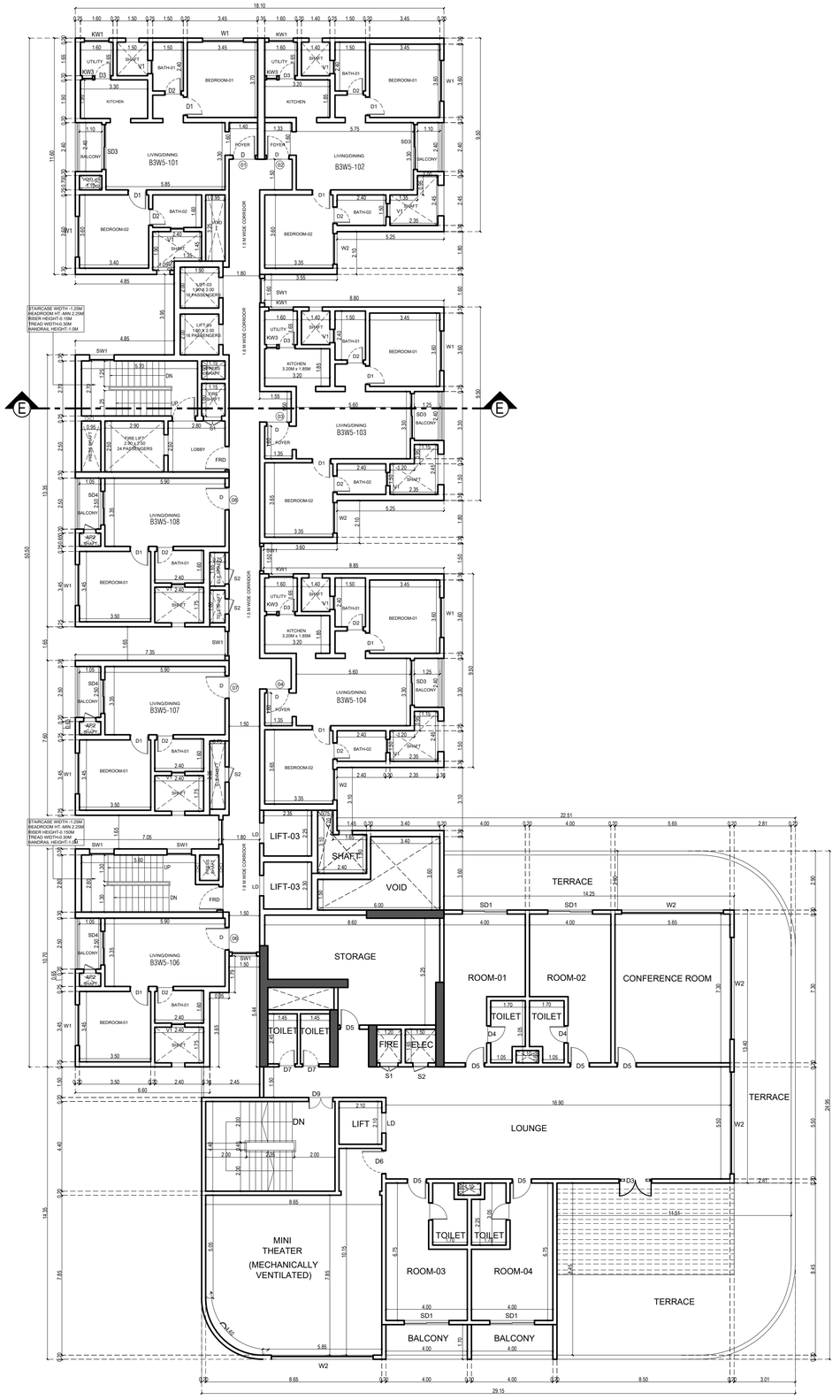

FIRST FLOOR PLAN

MECHANICALLY VENTILATED

PROJECT:-
PLAN SHOWING THE PROPOSED CONSTRUCTION OF HIGH RISE GROUP DEVELOPMENT RESIDENTIAL & COMMERCIAL BUILDING WITH 4 BLOCKS CONSISTING OF EXTENDED 3 BASEMENT FLOORS BLOCK 1 TO BLOCK 3 (MEANT FOR PARKING) + BLOCK 1 -
WING 1 (GROUND FLOOR + 46 FLOORS)
WING 2 (GROUND FLOOR + 40 FLOORS)
BLOCK 2 - WING 3 (GROUND FLOOR + 40 FLOORS) WING 4 (GROUND FLOOR + 46 FLOORS) BLOCK 3 - WING 5 (GROUND FLOOR + 45 FLOORS)
BLOCK 4 COMMERCIAL (2 BASEMENT FLOORS (MEANT FOR PARKING) + GROUND FLOOR + 5 FLOORS)
@ OLD MAHABALIPURAM ROAD COMPRISED IN S.NO:14/4A1A2, 15/1A1,15/2B, 26/1B, 26/2, 27/1B, 27/2B, 31,32, 33/1, 34/1A, 35, 40/3A, 42, 43,44/1,44/2,
143/7A, 143/8A1, 143/8B1 & 143/6 (Part) OF EGATTUR VILLAGE AND MUTTUKADDU PANCHAYAT, THIRUPPORUR TALUK IN CHENGALPATTU DISTRICT.

SPECIFICATIONS

1. R.C.C PILE / RAFT FOUNDATION ADOPTED AS PER STRUCTURAL DESIGN.
2. R.C.C. COLUMNS, PLINTH BEAMS, ROOF SLAB, ETC. IN C.C. 1:2:4.
3. RCC SUPER STRUCTURE
4. PLASTERING WORK IN C.M. 1:4.
5. GOOD QUALITY TILE FLOORING IN C.M. 1:3.
6. TWO COATS OF COLOUR OR WHITE WASH.
7. ALL DOORS IN TEAKWOOD.
7. ALL WINDOWS IN ALUMINIUM
8. TWO COATS OF ENAMEL PAINT OVER ONE COAT OF PRIMER ON WOOD WORK
9. WEATHERING COURSE IN BRICK JELLY CONCRETE IN C.M. WITH TWO COURSES OF FLAT TILES LAID TO DETAIL

JOINERY SCHEDULE

DOORS

TAG	DESCRIPTION	WIDTH	HEIGHT	SILL HT	LINTEL HT
FRD	FIRE DOOR	1150	2150	0	2150
D	ENTRANCE DOOR	1110	2450	0	2450
D1	DOOR	910	2150	0	2150
D2	DOOR	810	2150	0	2150
D3	DOOR	810	2150	0	2150
SD1	SLIDING DOOR	3500	2150	0	2150
SD2	SLIDING DOOR	2450	2150	0	2150
SD3	SLIDING DOOR	2200	2150	0	2150
SD4	SLIDING DOOR	1650	2150	0	2150

WINDOWS

TAG	DESCRIPTION	WIDTH	HEIGHT	SILL HT	LINTEL HT
W1	WINDOW	2000	1950	200	2150
W2	WINDOW	1500	1950	200	2150
KW1	WINDOW	1200	1000	1150	2150
KW2	WINDOW	900	1000	1150	2150
KW3	WINDOW	500	1950	200	2150
SW	WINDOW	2000	1000	1150	2150
SW1	WINDOW	1200	1000	1150	2150

VENTILATORS

TAG	DESCRIPTION	WIDTH	HEIGHT	SILL HT	LINTEL HT
V1	VENTILATOR (openable)	650	1000	1150	2150

ACCESS PANEL DOORS

TAG	DESCRIPTION	WIDTH	HEIGHT	SILL HT	LINTEL HT
S1	SHAFT	900	1500	650	2150
S2	SHAFT	750	1500	650	2150
S3	SHAFT	1200	2450	0	2450
AP1	SHAFT	900	2000	150	2150
AP2	SHAFT	600	1500	650	2150

CLUBHOUSE JOINERY SCHEDULE

DOORS

TAG	DESCRIPTION	WIDTH	HEIGHT	SILL HT	LINTEL HT
FRD	FIRE DOOR	1150	2150	0	2150
D1	ENTRANCE DOOR	2800	2450	0	2450
D2	ENTRANCE DOOR	4550	2450	0	2450
D3	ENTRANCE DOOR	1600	4500	0	4500
D4	DOOR	850	2150	0	2150
D5	DOOR	950	2150	0	2150
D6	DOOR	1150	2150	0	2150
D7	DOOR	810	2150	0	2150
D8	DOOR	2030	2150	0	2150
D9	DOOR	1200	2150	0	2150
D10	DOOR	7600	2450	0	2450
SD1	SLIDING DOOR	2200	2150	0	2150

WINDOWS

TAG	DESCRIPTION	WIDTH	HEIGHT	SILL HT	LINTEL HT
W1	WINDOW	4500	1950	200	2150
W2	WINDOW	5000	1950	200	2150
W3	WINDOW	2000	1500	650	2150

ACCESS PANEL DOOR

TAG	DESCRIPTION	WIDTH	HEIGHT	SILL HT	LINTEL HT
S1	SHAFT DOOR	900	1500	650	2150
S2	SHAFT DOOR	750	1500	650	2150

North

ALL DIMENSIONS ARE IN METRES

SCALE = 1:100

OWNER'S SIGNATURE

STRUCTURAL ENGINEER'S SIGNATURE

Er. K. MURALI, BE(Civil), M.E(Struct)
Registered Structural Engineer Grade-I(SE)DTCP
Chengalpattu Reg.No. CGLRGN/SE/G-I/2015/05-038
New No.14, Old No.34, Damodaran Street,
T.Nagar, Chennai-17.
Mobile: 97890 18902, Off: 2434 0045
Email id : muraliarsu1971@gmail.com

ARCHITECT'S SIGNATURE

K. SHIVA SHANKAR
ARCHITECT
CA No. / 89 / 12213

ED+ ARCHITECTURE
'Kailash', 6/25, Cenotaph Road,
First Street,Teynampet, Chennai - 600 018.
Tel : 24357906, 24362396, 24362397
E-mail : contact@edarch.in

BLOCK -3 - WING 5
GROUND FLOOR PLAN - PART CLUBHOUSE
FIRST FLOOR PLAN - PART CLUBHOUSE

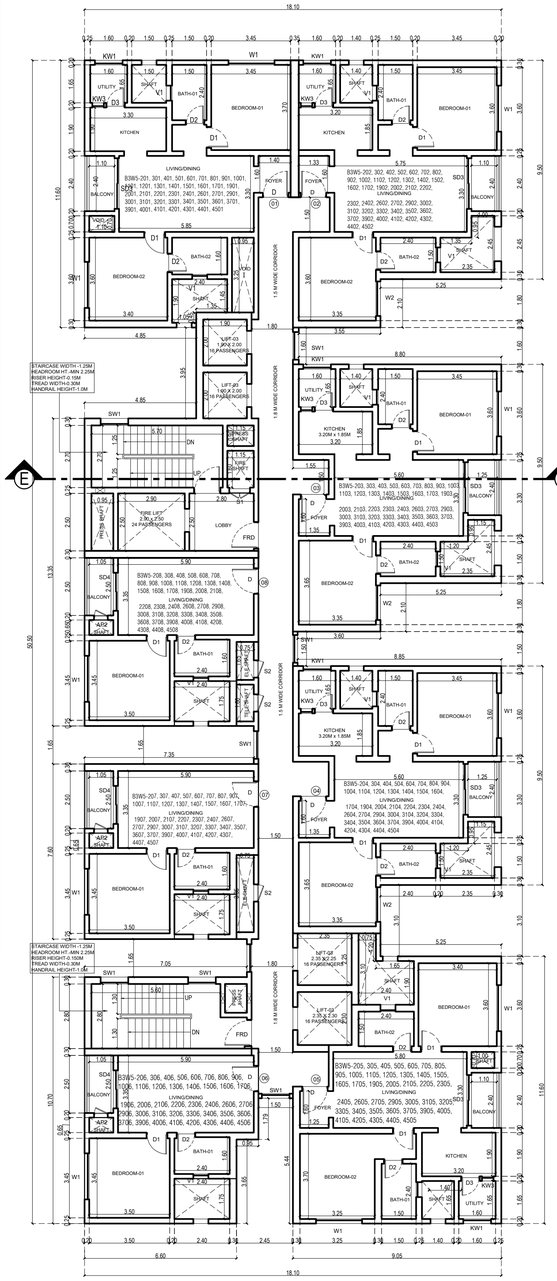

TYPICAL FLOOR PLAN(2ND TO 17TH, 19TH TO 24TH, 26TH TO 27TH, 29TH TO 37TH, 39TH TO 45TH)

25TH FLOOR PLAN
(TYPICAL FLOOR / PART SERVICE FLOOR)

REFUGE FLOOR PLAN
(18TH, 28TH, 38TH)

TERRACE FLOOR PLAN

MECHANICALLY VENTILATED

PROJECT:-
PLAN SHOWING THE PROPOSED CONSTRUCTION OF HIGH RISE GROUP DEVELOPMENT RESIDENTIAL & COMMERCIAL BUILDING WITH 4 BLOCKS CONSISTING OF EXTENDED 3 BASEMENT FLOORS BLOCK 1 TO BLOCK 3 (MEANT FOR PARKING) + BLOCK 1 - WING 1 (GROUND FLOOR + 46 FLOORS) WING 2 (GROUND FLOOR + 40 FLOORS) BLOCK 2 - WING 3 (GROUND FLOOR + 40 FLOORS) WING 4 (GROUND FLOOR + 46 FLOORS) BLOCK 3 - WING 5 (GROUND FLOOR + 45 FLOORS) BLOCK 4 COMMERCIAL (2 BASEMENT FLOORS (MEANT FOR PARKING) + GROUND FLOOR + 5 FLOORS) @ OLD MAHABALIPURAM ROAD COMPRISED IN S.NO:14/4A1A2, 15/1A1,15/2B, 26/1B, 26/2, 27/1B, 27/2B, 31,32, 33/1, 34/1A, 35, 40/3A, 42, 43,44/1,44/2, 143/7A, 143/8A1, 143/8B1 & 143/6 (Part) OF EGATTUR VILLAGE AND MUTTUKADDU PANCHAYAT, THIRUPPORUR TALUK IN CHENGALPATTU DISTRICT.

SPECIFICATIONS

1. R.C.C PILE / RAFT FOUNDATION ADOPTED AS PER STRUCTURAL DESIGN.
2. R.C.C. COLUMNS, PLINTH BEAMS, ROOF SLAB, ETC. IN C.C. 1:2:4.
3. RCC SUPER STRUCTURE
4. PLASTERING WORK IN C.M. 1:4.
5. GOOD QUALITY TILE FLOORING IN C.M. 1:3.
6. TWO COATS OF COLOUR OR WHITE WASH.
7. ALL DOORS IN TEAKWOOD.
7. ALL WINDOWS IN ALUMINIUM
8. TWO COATS OF ENAMEL PAINT OVER ONE COAT OF PRIMER ON WOOD WORK
9. WEATHERING COURSE IN BRICK JELLY CONCRETE IN C.M. WITH TWO COURSES OF FLAT TILES LAID TO DETAIL

JOINERY SCHEDULE

DOORS

TAG	DESCRIPTION	WIDTH	HEIGHT	SILL HT	LINTEL HT
FRD	FIRE DOOR	1150	2150	0	2150
D	ENTRANCE DOOR	1110	2450	0	2450
D1	DOOR	910	2150	0	2150
D2	DOOR	810	2150	0	2150
D3	DOOR	810	2150	0	2150
SD1	SLIDING DOOR	3500	2150	0	2150
SD2	SLIDING DOOR	2450	2150	0	2150
SD3	SLIDING DOOR	2200	2150	0	2150
SD4	SLIDING DOOR	1650	2150	0	2150

WINDOWS

TAG	DESCRIPTION	WIDTH	HEIGHT	SILL HT	LINTEL HT
W1	WINDOW	2000	1950	200	2150
W2	WINDOW	1500	1950	200	2150
KW1	WINDOW	1200	1000	1150	2150
KW2	WINDOW	900	1000	1150	2150
KW3	WINDOW	500	1950	200	2150
SW	WINDOW	2000	1000	1150	2150
SW1	WINDOW	1200	1000	1150	2150

VENTILATORS

TAG	DESCRIPTION	WIDTH	HEIGHT	SILL HT	LINTEL HT
V1	VENTILATOR (openable)	550	1000	1150	2150

ACCESS PANEL DOORS

TAG	DESCRIPTION	WIDTH	HEIGHT	SILL HT	LINTEL HT
S1	SHAFT	900	1500	650	2150
S2	SHAFT	750	1500	650	2150
S3	SHAFT	1200	2450	0	2450
AP1	SHAFT	900	2000	150	2150
AP2	SHAFT	600	1500	650	2150

North

ALL DIMENSIONS ARE IN METRES

SCALE = 1:100

OWNER'S SIGNATURE

STRUCTURAL ENGINEER'S SIGNATURE

Er. K. MURALI, BE(CIVIL), ME(Struct)
Registered Structural Engineer Grade-I(SE)DTCP
Chengalpattu Reg.No. CGLRDN/SE/Gr-I/2015/09.038
New No.14, Old No.34, Damodaran Street,
T.Nagar, Chennai-17.
Mobile: 97880 18902, Off: 2434 0045
Email id : muralirasu1971@gmail.com

ARCHITECT'S SIGNATURE

K. SHIVA SHANKAR
ARCHITECT
CA No. / 69 / 12213

ED+ ARCHITECTURE
'Kailash', 6/25, Cenotaph Road,
First Street,Teynampet, Chennai - 600 018.
Tel : 24357906, 24362396, 24362397
E-mail : contact@edarch.in

BLOCK -3 - WING 5
TYPICAL FLOOR PLAN
25TH (TYPICAL FLOORS & PART SERVICES) FLOOR PLAN
REFUGE FLOOR PLAN
TERRACE FLOOR PLAN



EAST ELEVATION

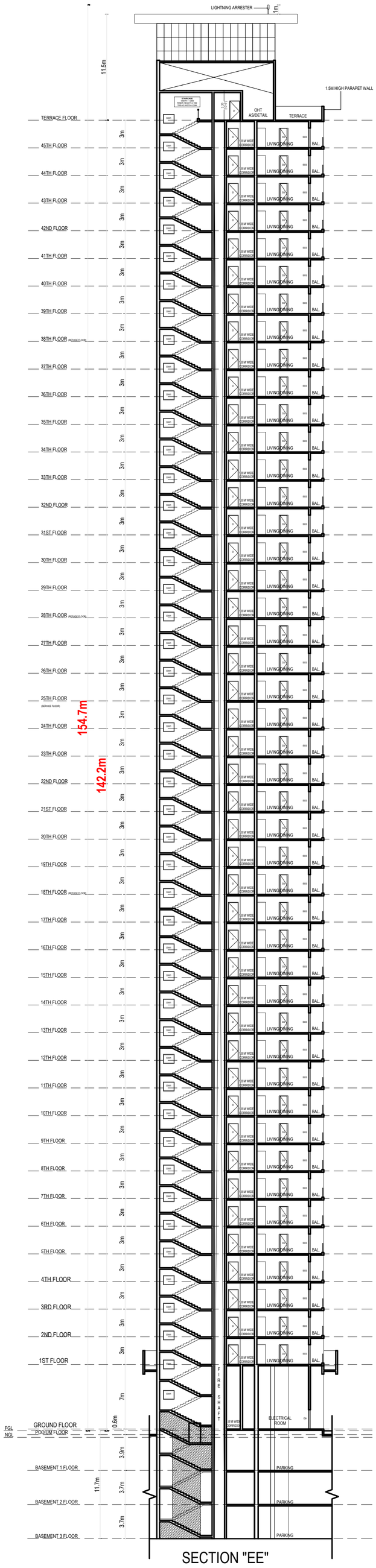

SECTION "EE"

PROJECT:-
PLAN SHOWING THE PROPOSED CONSTRUCTION OF HIGH RISE GROUP DEVELOPMENT RESIDENTIAL & COMMERCIAL BUILDING WITH 4 BLOCKS CONSISTING OF EXTENDED 3 BASEMENT FLOORS BLOCK 1 TO BLOCK 3 (MEANT FOR PARKING) + BLOCK 1 -
WING 1 (GROUND FLOOR + 46 FLOORS)
WING 2 (GROUND FLOOR + 40 FLOORS)
BLOCK 2 - WING 3 (GROUND FLOOR + 40 FLOORS) WING 4 (GROUND FLOOR + 46 FLOORS) BLOCK 3 - WING 5 (GROUND FLOOR + 45 FLOORS)
BLOCK 4 COMMERCIAL (2 BASEMENT FLOORS (MEANT FOR PARKING) + GROUND FLOOR + 5 FLOORS)
@ OLD MAHABALIPURAM ROAD COMPRISED IN S.NO:14/4A1A2, 15/1A1,15/2B, 26/1B, 26/2, 27/1B, 27/2B, 31,32, 33/1, 34/1A, 35, 40/3A, 42, 43,44/1,44/2,
143/7A, 143/8A1, 143/8B1 & 143/6 (Part) OF EGATTUR VILLAGE AND MUTTUKADDU PANCHAYAT, THIRUPPORUR TALUK IN CHENGALPATTU DISTRICT.

SPECIFICATIONS

1. R.C.C PILE / RAFT FOUNDATION ADOPTED AS PER STRUCTURAL DESIGN.
2. R.C.C. COLUMNS, PLINTH BEAMS, ROOF SLAB, ETC. IN C.C. 1:2:4.
3. RCC SUPER STRUCTURE
4. PLASTERING WORK IN C.M. 1:4.
5. GOOD QUALITY TILE FLOORING IN C.M. 1:3.
6. TWO COATS OF COLOUR OR WHITE WASH.
7. ALL DOORS IN TEAKWOOD.
7. ALL WINDOWS IN ALUMINIUM
8. TWO COATS OF ENAMEL PAINT OVER ONE COAT OF PRIMER ON WOOD WORK
9. WEATHERING COURSE IN BRICK JELLY CONCRETE IN C.M. WITH TWO COURSES OF FLAT TILES LAID TO DETAIL

JOINERY SCHEDULE

DOORS

TAG	DESCRIPTION	WIDTH	HEIGHT	SILL HT	LINTEL HT
FRD	FIRE DOOR	1150	2150	0	2150
D	ENTRANCE DOOR	1110	2450	0	2450
D1	DOOR	910	2150	0	2150
D2	DOOR	810	2150	0	2150
D3	DOOR	810	2150	0	2150
SD1	SLIDING DOOR	3500	2150	0	2150
SD2	SLIDING DOOR	2450	2150	0	2150
SD3	SLIDING DOOR	2200	2150	0	2150
SD4	SLIDING DOOR	1650	2150	0	2150

WINDOWS

TAG	DESCRIPTION	WIDTH	HEIGHT	SILL HT	LINTEL HT
W1	WINDOW	2000	1950	200	2150
W2	WINDOW	1500	1950	200	2150
KW1	WINDOW	1200	1000	1150	2150
KW2	WINDOW	900	1000	1150	2150
KW3	WINDOW	500	1950	200	2150
SW	WINDOW	2000	1000	1150	2150
SW1	WINDOW	1200	1000	1150	2150

VENTILATORS

TAG	DESCRIPTION	WIDTH	HEIGHT	SILL HT	LINTEL HT
V1	VENTILATOR (openable)	650	1000	1150	2150

ACCESS PANEL DOORS

TAG	DESCRIPTION	WIDTH	HEIGHT	SILL HT	LINTEL HT
S1	SHAFT	900	1500	650	2150
S2	SHAFT	750	1500	650	2150
S3	SHAFT	1200	2450	0	2450
AP1	SHAFT	900	2000	150	2150
AP2	SHAFT	600	1500	650	2150
RS	ROLLING SHUTTER	3000	2150	-	2150

ALL DIMENSIONS ARE IN METRES

SCALE = 1:200

OWNER'S SIGNATURE

STRUCTURAL ENGINEER'S SIGNATURE

Er. K. MURALI, BE(Civil), M.E(Struct)
Registered Structural Engineer Grade-I(SE)DTCP
Chengalpattu Reg.No. CGLRGN/SE/Gr-I/2019/09/038
New No.14, Old No.34, Damodaran Street,
T.Nagar, Chennai-17.
Mobile: 97880 18902, Off: 2434 0049
Email id : muralirasi1971@gmail.com

ARCHITECT'S SIGNATURE

K. SHIVA SHANKAR
ARCHITECT
CA No. / 89 / 12213

ED+ ARCHITECTURE
'Kailash', 6/25, Cenotaph Road,
First Street,Teynampet, Chennai - 600 018.
Tel : 24357906, 24362396, 24362397
E-mail : contact@edarch.in

BLOCK -3 - WING - 5

EAST ELEVATION & SECTION "EE"

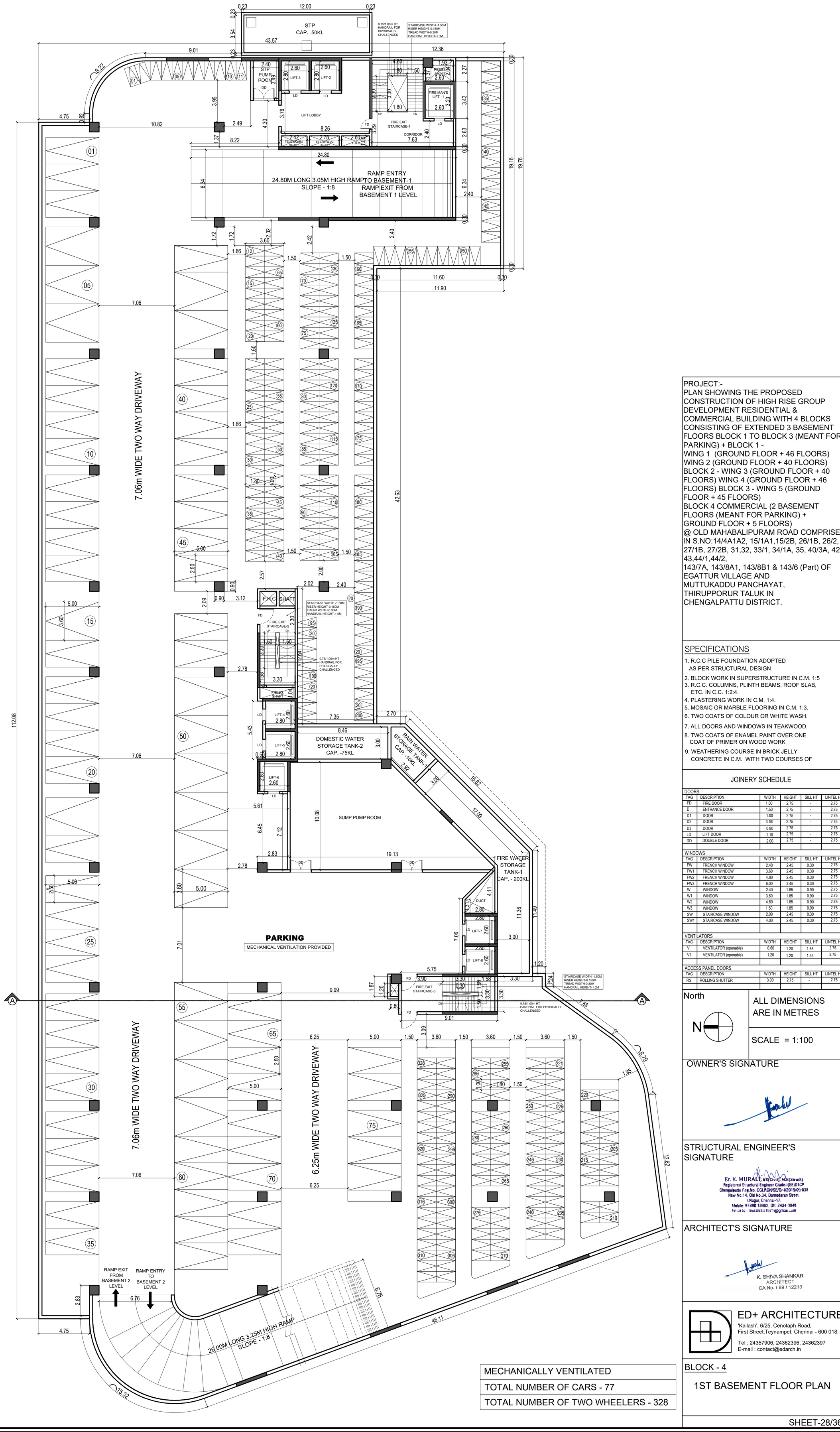

PROJECT:-
PLAN SHOWING THE PROPOSED CONSTRUCTION OF HIGH RISE GROUP DEVELOPMENT RESIDENTIAL & COMMERCIAL BUILDING WITH 4 BLOCKS CONSISTING OF EXTENDED 3 BASEMENT FLOORS BLOCK 1 TO BLOCK 3 (MEANT FOR PARKING) + BLOCK 1 -
WING 1 (GROUND FLOOR + 46 FLOORS)
WING 2 (GROUND FLOOR + 40 FLOORS)
BLOCK 2 - WING 3 (GROUND FLOOR + 40 FLOORS) WING 4 (GROUND FLOOR + 46 FLOORS) BLOCK 3 - WING 5 (GROUND FLOOR + 45 FLOORS)
BLOCK 4 COMMERCIAL (2 BASEMENT FLOORS (MEANT FOR PARKING) + GROUND FLOOR + 5 FLOORS)
@ OLD MAHABALIPURAM ROAD COMPRISED IN S.NO:14/4A1A2, 15/1A1,15/2B, 26/1B, 26/2, 27/1B, 27/2B, 31,32, 33/1, 34/1A, 35, 40/3A, 42, 43,44/1,44/2,
143/7A, 143/8A1, 143/8B1 & 143/6 (Part) OF EGATTUR VILLAGE AND MUTTUKADDU PANCHAYAT, THIRUPPORUR TALUK IN CHENGALPATTU DISTRICT.

SPECIFICATIONS

1. R.C.C PILE FOUNDATION ADOPTED AS PER STRUCTURAL DESIGN
2. BLOCK WORK IN SUPERSTRUCTURE IN C.M. 1:5
3. R.C.C. COLUMNS, PLINTH BEAMS, ROOF SLAB, ETC. IN C.C. 1:2:4.
4. PLASTERING WORK IN C.M. 1:4.
5. MOSAIC OR MARBLE FLOORING IN C.M. 1:3.
6. TWO COATS OF COLOUR OR WHITE WASH.
7. ALL DOORS AND WINDOWS IN TEAKWOOD.
8. TWO COATS OF ENAMEL PAINT OVER ONE COAT OF PRIMER ON WOOD WORK
9. WEATHERING COURSE IN BRICK JELLY CONCRETE IN C.M. WITH TWO COURSES OF

JOINERY SCHEDULE

DOORS

TAG	DESCRIPTION	WIDTH	HEIGHT	SILL HT	LINTEL HT
FD	FIRE DOOR	1.00	2.75	-	2.75
D	ENTRANCE DOOR	1.50	2.75	-	2.75
D1	DOOR	1.00	2.75	-	2.75
D2	DOOR	0.90	2.75	-	2.75
D3	DOOR	0.80	2.75	-	2.75
LD	LIFT DOOR	1.10	2.75	-	2.75
DD	DOUBLE DOOR	2.00	2.75	-	2.75

WINDOWS

TAG	DESCRIPTION	WIDTH	HEIGHT	SILL HT	LINTEL HT
FW	FRENCH WINDOW	2.40	2.45	0.30	2.75
FW1	FRENCH WINDOW	3.60	2.45	0.30	2.75
FW2	FRENCH WINDOW	4.80	2.45	0.30	2.75
FW3	FRENCH WINDOW	6.00	2.45	0.30	2.75
W	WINDOW	2.40	1.85	0.90	2.75
W1	WINDOW	3.60	1.85	0.90	2.75
W2	WINDOW	4.80	1.85	0.90	2.75
W3	WINDOW	1.50	1.85	0.90	2.75
SW	STAIRCASE WINDOW	2.00	2.45	0.30	2.75
SW1	STAIRCASE WINDOW	4.00	2.45	0.30	2.75

VENTILATORS

TAG	DESCRIPTION	WIDTH	HEIGHT	SILL HT	LINTEL HT
V	VENTILATOR (openable)	0.60	1.20	1.55	2.75
V1	VENTILATOR (openable)	1.20	1.20	1.55	2.75

ACCESS PANEL DOORS

TAG	DESCRIPTION	WIDTH	HEIGHT	SILL HT	LINTEL HT
RS	ROLLING SHUTTER	3.00	2.75	-	2.75

MECHANICALLY VENTILATED
TOTAL NUMBER OF CARS - 77
TOTAL NUMBER OF TWO WHEELERS - 328

North

ALL DIMENSIONS ARE IN METRES

SCALE = 1:100

OWNER'S SIGNATURE

STRUCTURAL ENGINEER'S SIGNATURE

Er. K. MURALI, BE(Civil), ME(Struct)
Registered Structural Engineer Grade-I(SE)DTCP
Chengalpattu Reg.No. CGLRGN/SE/Gr-I/2019/09/038
New No.14, Old No.34, Damodaran Street,
T.Nagar, Chennai-17.
Mobile: 97890 18902, Off: 2434 0045
Email id : muralirasi1971@gmail.com

ARCHITECT'S SIGNATURE

K. SHIVA SHANKAR
ARCHITECT
CA No. / 89 / 12213

ED+ ARCHITECTURE
'Kailash', 6/25, Cenotaph Road,
First Street,Teynampet, Chennai - 600 018.
Tel : 24357906, 24362396, 24362397
E-mail : contact@edarch.in

BLOCK - 4

1ST BASEMENT FLOOR PLAN

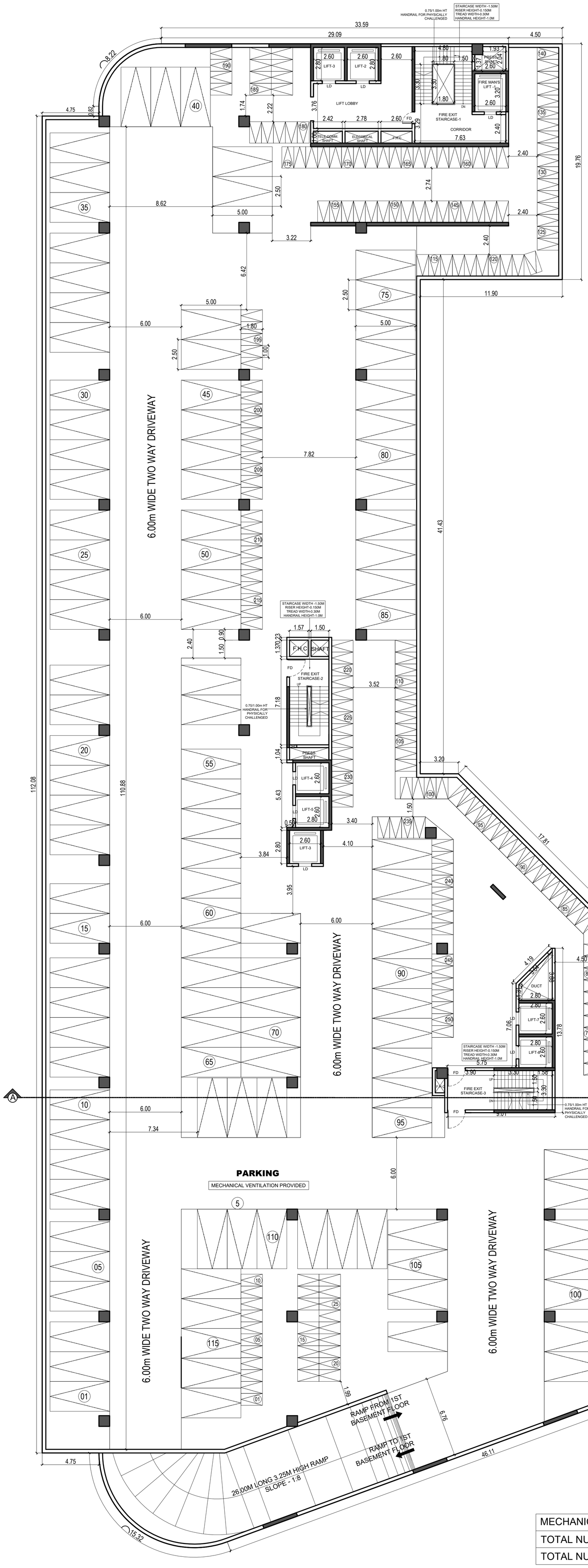

PROJECT:-
PLAN SHOWING THE PROPOSED CONSTRUCTION OF HIGH RISE GROUP DEVELOPMENT RESIDENTIAL & COMMERCIAL BUILDING WITH 4 BLOCKS CONSISTING OF EXTENDED 3 BASEMENT FLOORS BLOCK 1 TO BLOCK 3 (MEANT FOR PARKING) + BLOCK 1 -
WING 1 (GROUND FLOOR + 46 FLOORS)
WING 2 (GROUND FLOOR + 40 FLOORS)
BLOCK 2 - WING 3 (GROUND FLOOR + 40 FLOORS) WING 4 (GROUND FLOOR + 46 FLOORS) BLOCK 3 - WING 5 (GROUND FLOOR + 45 FLOORS)
BLOCK 4 COMMERCIAL (2 BASEMENT FLOORS (MEANT FOR PARKING) + GROUND FLOOR + 5 FLOORS)
@ OLD MAHABALIPURAM ROAD COMPRISED IN S.NO:14/4A1A2, 15/1A1,15/2B, 26/1B, 26/2, 27/1B, 27/2B, 31,32, 33/1, 34/1A, 35, 40/3A, 42, 43,44/1,44/2,
143/7A, 143/8A1, 143/8B1 & 143/6 (Part) OF EGATTUR VILLAGE AND MUTTUKADDU PANCHAYAT,
THIRUPPORUR TALUK IN CHENGALPATTU DISTRICT.

SPECIFICATIONS

1. R.C.C PILE FOUNDATION ADOPTED AS PER STRUCTURAL DESIGN
2. BLOCK WORK IN SUPERSTRUCTURE IN C.M. 1:5
3. R.C.C. COLUMNS, PLINTH BEAMS, ROOF SLAB, ETC. IN C.C. 1:2:4.
4. PLASTERING WORK IN C.M. 1:4.
5. MOSAIC OR MARBLE FLOORING IN C.M. 1:3.
6. TWO COATS OF COLOUR OR WHITE WASH.
7. ALL DOORS AND WINDOWS IN TEAKWOOD.
8. TWO COATS OF ENAMEL PAINT OVER ONE COAT OF PRIMER ON WOOD WORK
9. WEATHERING COURSE IN BRICK JELLY CONCRETE IN C.M. WITH TWO COURSES OF

JOINERY SCHEDULE

DOORS

TAG	DESCRIPTION	WIDTH	HEIGHT	SILL HT	LINTEL HT
FD	FIRE DOOR	1.00	2.75	-	2.75
D	ENTRANCE DOOR	1.50	2.75	-	2.75
D1	DOOR	1.00	2.75	-	2.75
D2	DOOR	0.90	2.75	-	2.75
D3	DOOR	0.80	2.75	-	2.75
LD	LIFT DOOR	1.10	2.75	-	2.75
DD	DOUBLE DOOR	2.00	2.75	-	2.75

WINDOWS

TAG	DESCRIPTION	WIDTH	HEIGHT	SILL HT	LINTEL HT
FW	FRENCH WINDOW	2.40	2.45	0.30	2.75
FW1	FRENCH WINDOW	3.60	2.45	0.30	2.75
FW2	FRENCH WINDOW	4.80	2.45	0.30	2.75
FW3	FRENCH WINDOW	6.00	2.45	0.30	2.75
W	WINDOW	2.40	1.85	0.90	2.75
W1	WINDOW	3.60	1.85	0.90	2.75
W2	WINDOW	4.80	1.85	0.90	2.75
W3	WINDOW	1.50	1.85	0.90	2.75
SW	STAIRCASE WINDOW	2.00	2.45	0.30	2.75
SW1	STAIRCASE WINDOW	4.00	2.45	0.30	2.75

VENTILATORS

TAG	DESCRIPTION	WIDTH	HEIGHT	SILL HT	LINTEL HT
V	VENTILATOR (openable)	0.60	1.20	1.55	2.75
V1	VENTILATOR (openable)	1.20	1.20	1.55	2.75

ACCESS PANEL DOORS

TAG	DESCRIPTION	WIDTH	HEIGHT	SILL HT	LINTEL HT
RS	ROLLING SHUTTER	3.00	2.75	-	2.75

North

ALL DIMENSIONS ARE IN METRES

SCALE = 1:100

OWNER'S SIGNATURE

STRUCTURAL ENGINEER'S SIGNATURE

Er. K. MURALI, BE(Civil), M.E(Struct)
Registered Structural Engineer Grade-I(SE)DTCP
Chengalpattu Reg.No. CGLRGN/SE/Gr-I/2019/09/038
New No.14, Old No.34, Damodaran Street,
T.Nagar, Chennai-17.
Mobile: 97890 18902, Off: 2434 0048
Email id : muralirasi1971@gmail.com

ARCHITECT'S SIGNATURE

K. SHIVA SHANKAR
ARCHITECT
CA No. / 89 / 12213

ED+ ARCHITECTURE
'Kailash', 6/25, Cenotaph Road,
First Street,Teynampet, Chennai - 600 018.
Tel : 24357906, 24362396, 24362397
E-mail : contact@edarch.in

BLOCK - 4

2ND BASEMENT FLOOR PLAN

MECHANICALLY VENTILATED
TOTAL NUMBER OF CARS - 117
TOTAL NUMBER OF TWO WHEELERS - 251

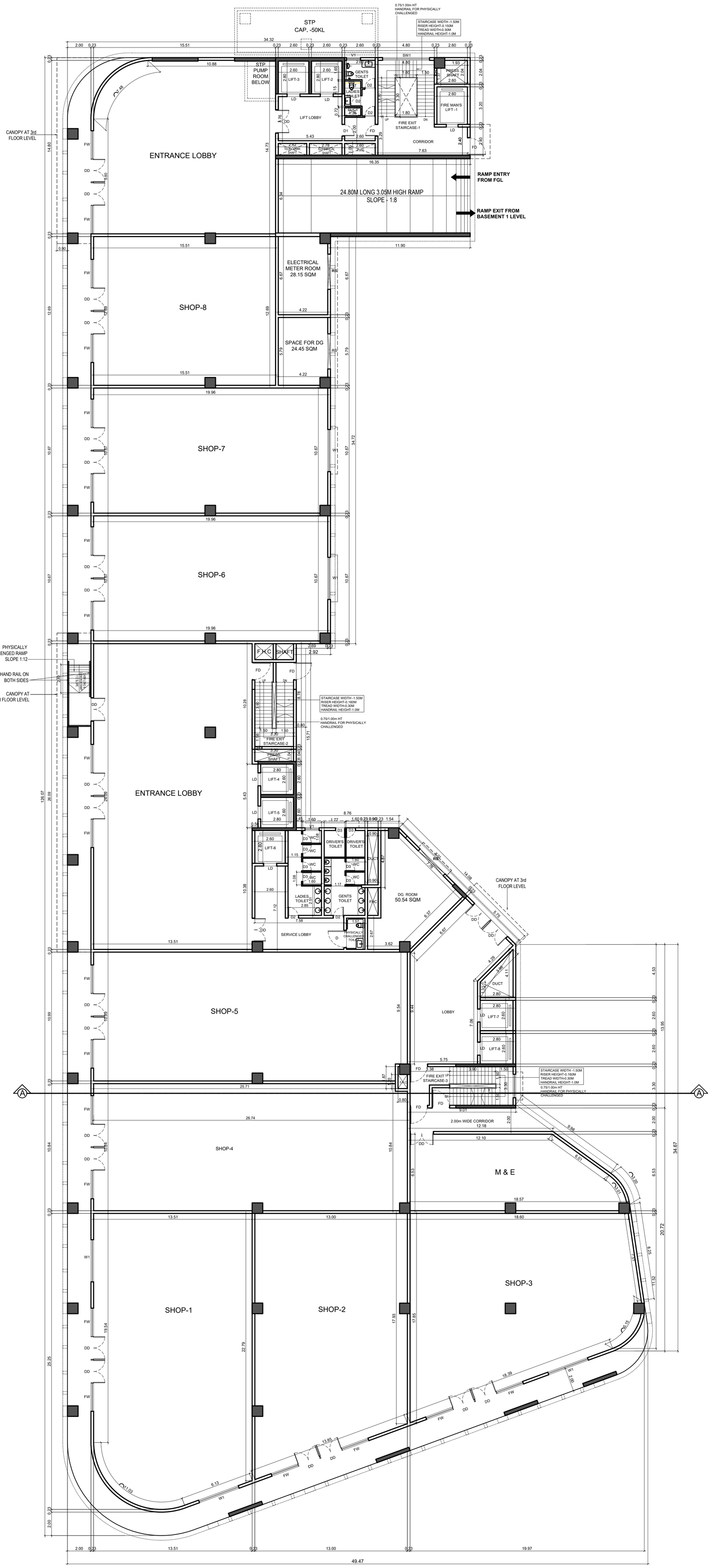

GROUND FLOOR PLAN - SHOP

MECHANICALLY VENTILATED

PROJECT:-
PLAN SHOWING THE PROPOSED CONSTRUCTION OF HIGH RISE GROUP DEVELOPMENT RESIDENTIAL & COMMERCIAL BUILDING WITH 4 BLOCKS CONSISTING OF EXTENDED 3 BASEMENT FLOORS BLOCK 1 TO BLOCK 3 (MEANT FOR PARKING) + BLOCK 1 -
WING 1 (GROUND FLOOR + 46 FLOORS)
WING 2 (GROUND FLOOR + 40 FLOORS)
BLOCK 2 - WING 3 (GROUND FLOOR + 40 FLOORS) WING 4 (GROUND FLOOR + 46 FLOORS) BLOCK 3 - WING 5 (GROUND FLOOR + 45 FLOORS)
BLOCK 4 COMMERCIAL (2 BASEMENT FLOORS (MEANT FOR PARKING) + GROUND FLOOR + 5 FLOORS)
@ OLD MAHABALIPURAM ROAD COMPRISED IN S.NO:14/4A1A2, 15/1A1,15/2B, 26/1B, 26/2, 27/1B, 27/2B, 31,32, 33/1, 34/1A, 35, 40/3A, 42, 43,44/1,44/2,
143/7A, 143/8A1, 143/8B1 & 143/6 (Part) OF EGATTUR VILLAGE AND MUTTUKADDU PANCHAYAT, THIRUPPORUR TALUK IN CHENGALPATTU DISTRICT.

SPECIFICATIONS

1. R.C.C PILE / RAFT FOUNDATION ADOPTED AS PER STRUCTURAL DESIGN
2. BLOCK WORK IN SUPERSTRUCTURE IN C.M. 1:5
3. R.C.C. COLUMNS, PLINTH BEAMS, ROOF SLAB, ETC. IN C.C. 1:2:4.
4. PLASTERING WORK IN C.M. 1:4.
5. MOSAIC OR MARBLE FLOORING IN C.M. 1:3.
6. TWO COATS OF COLOUR OR WHITE WASH.
7. ALL DOORS AND WINDOWS IN TEAKWOOD.
8. TWO COATS OF ENAMEL PAINT OVER ONE COAT OF PRIMER ON WOOD WORK
9. WEATHERING COURSE IN BRICK JELLY CONCRETE IN C.M. WITH TWO COURSES OF

JOINERY SCHEDULE

DOORS

TAG	DESCRIPTION	WIDTH	HEIGHT	SILL HT	LINTEL HT
FD	FIRE DOOR	1.00	2.75	-	2.75
D	ENTRANCE DOOR	1.50	2.75	-	2.75
D1	DOOR	1.00	2.75	-	2.75
D2	DOOR	0.90	2.75	-	2.75
D3	DOOR	0.80	2.75	-	2.75
LD	LIFT DOOR	1.10	2.75	-	2.75
DD	DOUBLE DOOR	2.00	2.75	-	2.75

WINDOWS

TAG	DESCRIPTION	WIDTH	HEIGHT	SILL HT	LINTEL HT
FW	FRENCH WINDOW	2.40	2.45	0.30	2.75
FW1	FRENCH WINDOW	3.60	2.45	0.30	2.75
FW2	FRENCH WINDOW	4.80	2.45	0.30	2.75
FW3	FRENCH WINDOW	6.00	2.45	0.30	2.75
W	WINDOW	2.40	1.85	0.90	2.75
W1	WINDOW	3.60	1.85	0.90	2.75
W2	WINDOW	4.80	1.85	0.90	2.75
W3	WINDOW	1.50	1.85	0.90	2.75
SW	STAIRCASE WINDOW	2.00	2.45	0.30	2.75
SW1	STAIRCASE WINDOW	4.00	2.45	0.30	2.75

VENTILATORS

TAG	DESCRIPTION	WIDTH	HEIGHT	SILL HT	LINTEL HT
V	VENTILATOR (openable)	0.60	1.20	1.55	2.75
V1	VENTILATOR (openable)	1.20	1.20	1.55	2.75

ACCESS PANEL DOORS

TAG	DESCRIPTION	WIDTH	HEIGHT	SILL HT	LINTEL HT
RS	ROLLING SHUTTER	3.00	2.75	-	2.75

North

ALL DIMENSIONS ARE IN METRES

SCALE = 1:100

OWNER'S SIGNATURE

STRUCTURAL ENGINEER'S SIGNATURE

Er. K. MURALI, BE(Civil), M.E(Struct)
Registered Structural Engineer Grade-I(SE)DTCP
Chengalpattu Reg.No. CGLRGN/SE/Gr-I/2019/09/038
New No.14, Old No.34, Damodaran Street,
T.Nagar, Chennai-17.
Mobile: 97890 18902, Off: 2434 0045
Email id : muralirasi1971@gmail.com

ARCHITECT'S SIGNATURE

K. SHIVA SHANKAR
ARCHITECT
CA No. / 89 / 12213

ED+ ARCHITECTURE
'Kailash', 6/25, Cenotaph Road,
First Street,Teynampet, Chennai - 600 018.
Tel : 24357906, 24362396, 24362397
E-mail : contact@edarch.in

BLOCK - 4

GROUND FLOOR PLAN - SHOP

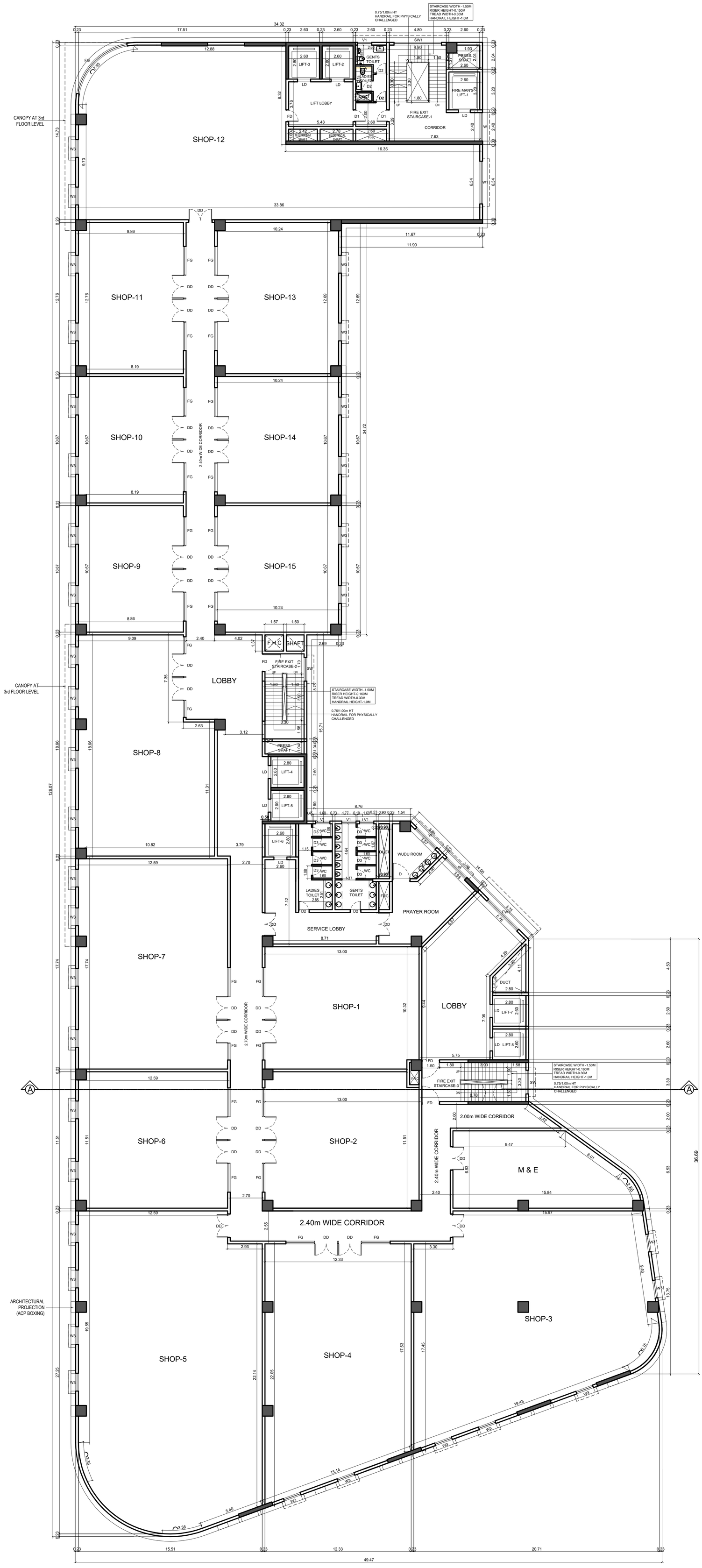
SHOP-12
SHOP-11
SHOP-13
SHOP-10
SHOP-14
SHOP-9
SHOP-15
SHOP-8
SHOP-7
SHOP-1
SHOP-6
SHOP-2
SHOP-5
SHOP-4
SHOP-3
LIFT LOBBY
LOBBY
SERVICE LOBBY
PRAYER ROOM
M & E
CORRIDOR
2.40m WIDE CORRIDOR
2.70m WIDE CORRIDOR
LIFT-1
LIFT-2
LIFT-3
LIFT-4
LIFT-5
LIFT-6
LIFT-7
LIFT-8
FIRE EXIT STAIRCASE-1
FIRE EXIT STAIRCASE-2
FIRE EXIT STAIRCASE-3
FIRE MAN'S LIFT-1
GENTS TOILET
LADIES TOILET
WUDU ROOM
F.H.C SHAFT
TELE-ROOM SHAFT
ELECTRICAL SHAFT
DUCT
PRESS SHAFT
CANOPY AT 3rd FLOOR LEVEL
CANOPY AT 3rd FLOOR LEVEL
ARCHITECTURAL PROJECTION (ACP BOXING)
STAIRCASE WIDTH -1.50M
RISER HEIGHT-0.150M
TREAD WIDTH-0.30M
HANDRAIL HEIGHT-1.0M
0.75/1.00m HT HANDRAIL FOR PHYSICALLY CHALLENGED
STAIRCASE WIDTH -1.50M
RISER HEIGHT-0.160M
TREAD WIDTH-0.30M
HANDRAIL HEIGHT-1.0M
0.75/1.00m HT HANDRAIL FOR PHYSICALLY CHALLENGED
34.32
33.86
16.35
14.73
12.76
10.67
8.19
8.86
10.24
11.67
11.90
34.72
36.69
49.47
126.07
27.25
19.55
15.51
12.33
20.71
2.40
2.70
3.38
5.40
13.14
19.43
15.84
15.97
12.59
10.82
3.79
11.31
17.74
22.14
22.05
17.53
17.45
9.40
13.75
15.71
8.32
7.12
6.34
9.73
5.43
7.63
2.93
3.30
12.88
17.51
4.80
1.93
2.60
2.80
3.30
3.20
2.40
2.04
1.80
1.50
1.10
1.00
0.90
0.80
0.23
0.30
0.60
1.20
1.55
2.75
2.45
2.00
1.85
0.90
3.00
4.00
3.60
6.00
4.80
1.70
1.58
1.37
1.54
1.60
1.77
0.18
0.22
0.90
1.15
1.08
1.17
1.64
1.07
1.60
1.58
1.57
1.50
2.42
2.78
2.69
2.00
2.63
3.12
2.55
2.65
2.85
2.98
3.42
3.58
4.29
4.11
5.75
6.01
8.78
9.47
8.76
7.35
7.06
10.32
9.44
8.71
4.02
2.40
1.04
0.50
0.54
0.99
0.23
0.33
0.90
0.23
0.23
0.23

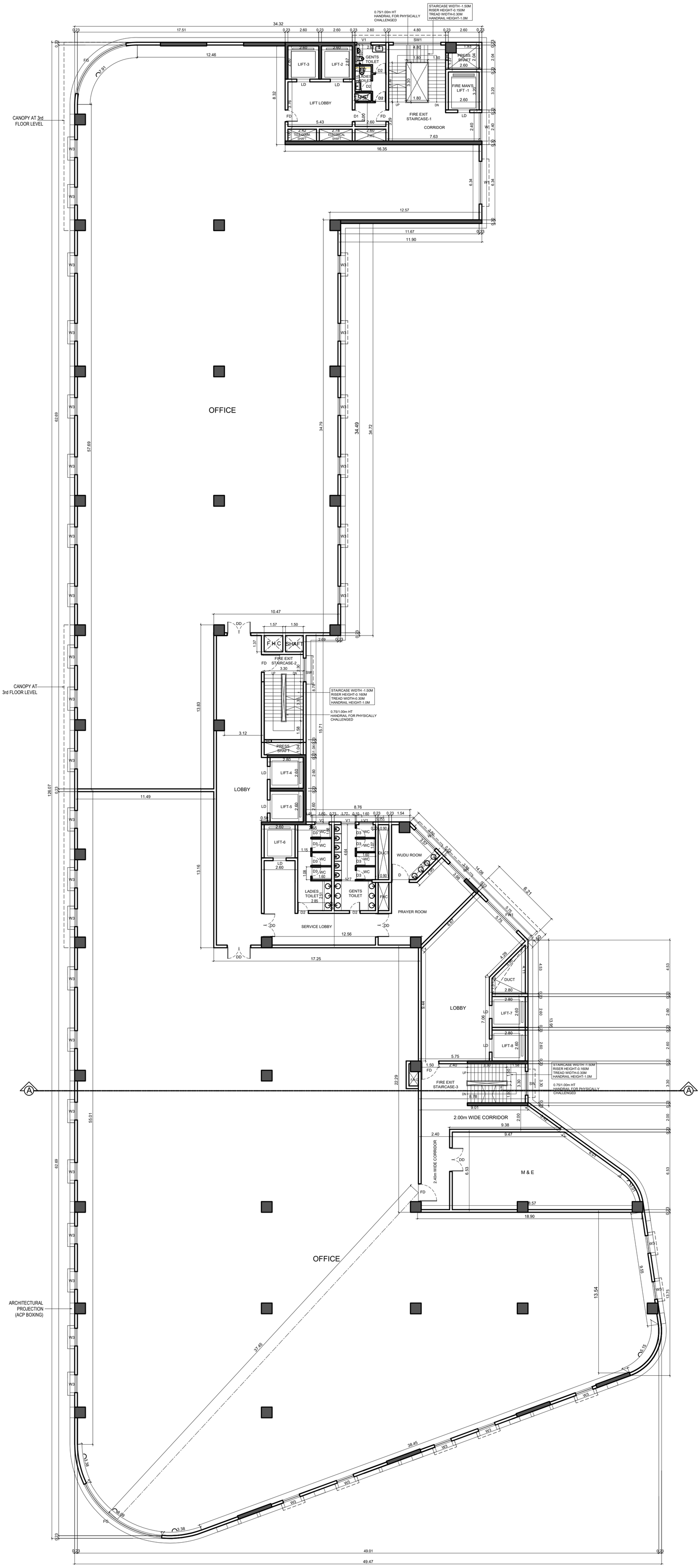

SECOND FLOOR PLAN - OFFICE

MECHANICALLY VENTILATED

PROJECT:-
PLAN SHOWING THE PROPOSED CONSTRUCTION OF HIGH RISE GROUP DEVELOPMENT RESIDENTIAL & COMMERCIAL BUILDING WITH 4 BLOCKS CONSISTING OF EXTENDED 3 BASEMENT FLOORS BLOCK 1 TO BLOCK 3 (MEANT FOR PARKING) + BLOCK 1 -
WING 1 (GROUND FLOOR + 46 FLOORS)
WING 2 (GROUND FLOOR + 40 FLOORS)
BLOCK 2 - WING 3 (GROUND FLOOR + 40 FLOORS) WING 4 (GROUND FLOOR + 46 FLOORS) BLOCK 3 - WING 5 (GROUND FLOOR + 45 FLOORS)
BLOCK 4 COMMERCIAL (2 BASEMENT FLOORS (MEANT FOR PARKING) + GROUND FLOOR + 5 FLOORS)
@ OLD MAHABALIPURAM ROAD
COMPRISED IN S.NO:14/4A1A2, 15/1A1,15/2B, 26/1B, 26/2, 27/1B, 27/2B, 31,32, 33/1, 34/1A, 35, 40/3A, 42, 43,44/1,44/2,
143/7A, 143/8A1, 143/8B1 & 143/6 (Part)
OF EGATTUR VILLAGE AND MUTTUKADDU PANCHAYAT, THIRUPPORUR TALUK IN CHENGALPATTU DISTRICT.

SPECIFICATIONS

1. R.C.C PILE / RAFT FOUNDATION ADOPTED AS PER STRUCTURAL DESIGN
2. BLOCK WORK IN SUPERSTRUCTURE IN C.M. 1:5
3. R.C.C. COLUMNS, PLINTH BEAMS, ROOF SLAB, ETC. IN C.C. 1:2:4.
4. PLASTERING WORK IN C.M. 1:4.
5. MOSAIC OR MARBLE FLOORING IN C.M. 1:3.
6. TWO COATS OF COLOUR OR WHITE WASH.
7. ALL DOORS AND WINDOWS IN TEAKWOOD.
8. TWO COATS OF ENAMEL PAINT OVER ONE COAT OF PRIMER ON WOOD WORK
9. WEATHERING COURSE IN BRICK JELLY CONCRETE IN C.M. WITH TWO COURSES OF

JOINERY SCHEDULE

DOORS

TAG	DESCRIPTION	WIDTH	HEIGHT	SILL HT	LINTEL HT
FD	FIRE DOOR	1.00	2.75	-	2.75
D	ENTRANCE DOOR	1.50	2.75	-	2.75
D1	DOOR	1.00	2.75	-	2.75
D2	DOOR	0.90	2.75	-	2.75
D3	DOOR	0.80	2.75	-	2.75
LD	LIFT DOOR	1.10	2.75	-	2.75
DD	DOUBLE DOOR	2.00	2.75	-	2.75

WINDOWS

TAG	DESCRIPTION	WIDTH	HEIGHT	SILL HT	LINTEL HT
FW	FRENCH WINDOW	2.40	2.45	0.30	2.75
FW1	FRENCH WINDOW	3.60	2.45	0.30	2.75
FW2	FRENCH WINDOW	4.80	2.45	0.30	2.75
FW3	FRENCH WINDOW	6.00	2.45	0.30	2.75
W	WINDOW	2.40	1.85	0.90	2.75
W1	WINDOW	3.60	1.85	0.90	2.75
W2	WINDOW	4.80	1.85	0.90	2.75
W3	WINDOW	1.50	1.85	0.90	2.75
SW	STAIRCASE WINDOW	2.00	2.45	0.30	2.75
SW1	STAIRCASE WINDOW	4.00	2.45	0.30	2.75

VENTILATORS

TAG	DESCRIPTION	WIDTH	HEIGHT	SILL HT	LINTEL HT
V	VENTILATOR (openable)	0.60	1.20	1.55	2.75
V1	VENTILATOR (openable)	1.20	1.20	1.55	2.75

ACCESS PANEL DOORS

TAG	DESCRIPTION	WIDTH	HEIGHT	SILL HT	LINTEL HT
RS	ROLLING SHUTTER	3.00	2.75	-	2.75

North

ALL DIMENSIONS ARE IN METRES

SCALE = 1:100

OWNER'S SIGNATURE

STRUCTURAL ENGINEER'S SIGNATURE

Er. K. MURALI, BE(Civil), M.E(Struct)
Registered Structural Engineer Grade-I(SE)DTCP
Chengalpattu Reg.No. CGLRGN/SE/Gr-I/2019/09/038
New No.14, Old No.34, Damodaran Street,
T.Nagar, Chennai-17.
Mobile: 97890 18902, Off: 2434 0045
Email id : muralirasi1971@gmail.com

ARCHITECT'S SIGNATURE

K. SHIVA SHANKAR
ARCHITECT
CA No. / 89 / 12213

ED+ ARCHITECTURE
'Kailash', 6/25, Cenotaph Road,
First Street,Teynampet, Chennai - 600 018.
Tel : 24357906, 24362396, 24362397
E-mail : contact@edarch.in

BLOCK - 4

SECOND FLOOR PLAN
(OFFICE)

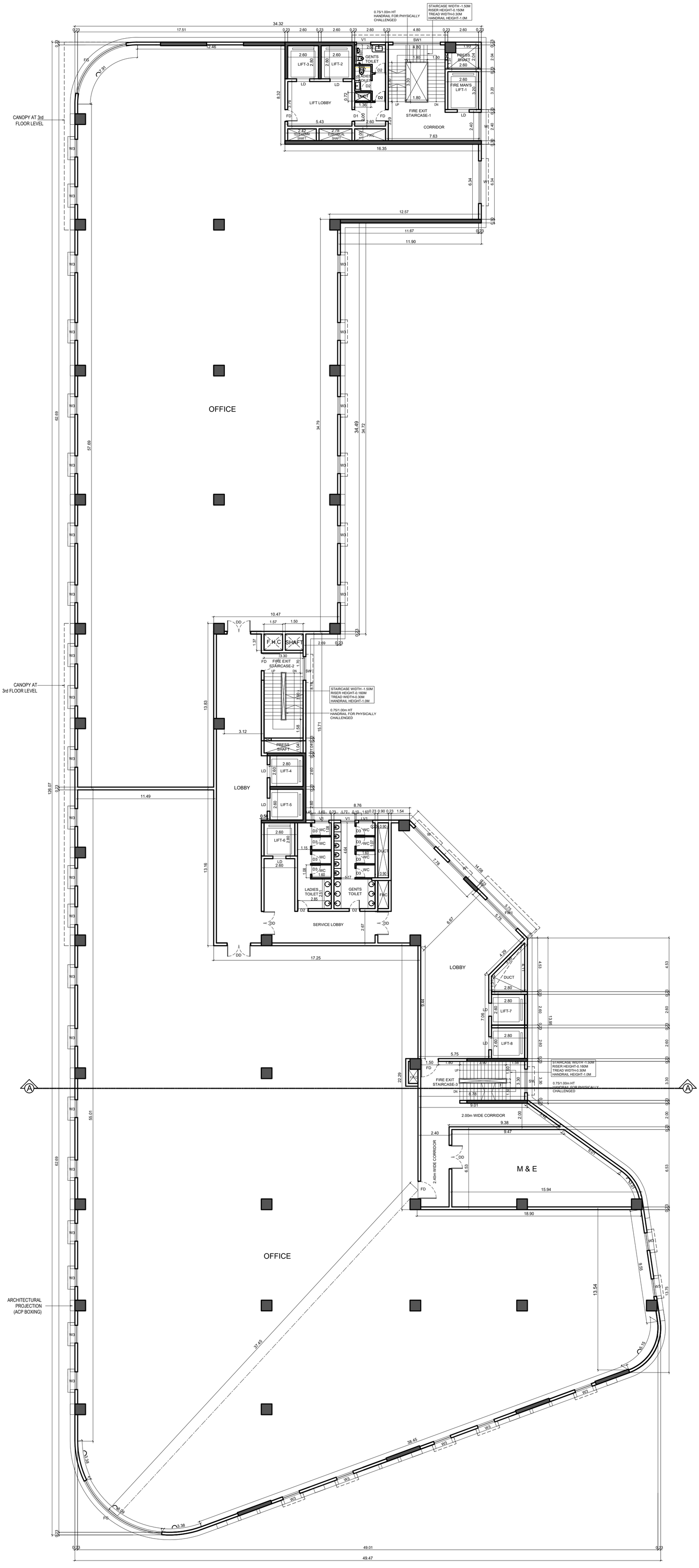

THIRD & FOURTH FLOOR PLAN - OFFICE

MECHANICALLY VENTILATED

PROJECT:-
PLAN SHOWING THE PROPOSED CONSTRUCTION OF HIGH RISE GROUP DEVELOPMENT RESIDENTIAL & COMMERCIAL BUILDING WITH 4 BLOCKS CONSISTING OF EXTENDED 3 BASEMENT FLOORS BLOCK 1 TO BLOCK 3 (MEANT FOR PARKING) + BLOCK 1 -
WING 1 (GROUND FLOOR + 46 FLOORS)
WING 2 (GROUND FLOOR + 40 FLOORS)
BLOCK 2 - WING 3 (GROUND FLOOR + 40 FLOORS) WING 4 (GROUND FLOOR + 46 FLOORS) BLOCK 3 - WING 5 (GROUND FLOOR + 45 FLOORS)
BLOCK 4 COMMERCIAL (2 BASEMENT FLOORS (MEANT FOR PARKING) + GROUND FLOOR + 5 FLOORS)
@ OLD MAHABALIPURAM ROAD
COMPRISED IN S.NO:14/4A1A2, 15/1A1,15/2B, 26/1B, 26/2, 27/1B, 27/2B, 31,32, 33/1, 34/1A, 35, 40/3A, 42, 43,44/1,44/2,
143/7A, 143/8A1, 143/8B1 & 143/6 (Part)
OF EGATTUR VILLAGE AND MUTTUKADDU PANCHAYAT, THIRUPPORUR TALUK IN CHENGALPATTU DISTRICT.

SPECIFICATIONS

1. R.C.C PILE / RAFT FOUNDATION ADOPTED AS PER STRUCTURAL DESIGN
2. BLOCK WORK IN SUPERSTRUCTURE IN C.M. 1:5
3. R.C.C. COLUMNS, PLINTH BEAMS, ROOF SLAB, ETC. IN C.C. 1:2:4.
4. PLASTERING WORK IN C.M. 1:4.
5. MOSAIC OR MARBLE FLOORING IN C.M. 1:3.
6. TWO COATS OF COLOUR OR WHITE WASH.
7. ALL DOORS AND WINDOWS IN TEAKWOOD.
8. TWO COATS OF ENAMEL PAINT OVER ONE COAT OF PRIMER ON WOOD WORK
9. WEATHERING COURSE IN BRICK JELLY CONCRETE IN C.M. WITH TWO COURSES OF

JOINERY SCHEDULE

DOORS

TAG	DESCRIPTION	WIDTH	HEIGHT	SILL HT	LINTEL HT
FD	FIRE DOOR	1.00	2.75	-	2.75
D	ENTRANCE DOOR	1.50	2.75	-	2.75
D1	DOOR	1.00	2.75	-	2.75
D2	DOOR	0.90	2.75	-	2.75
D3	DOOR	0.80	2.75	-	2.75
LD	LIFT DOOR	1.10	2.75	-	2.75
DD	DOUBLE DOOR	2.00	2.75	-	2.75

WINDOWS

TAG	DESCRIPTION	WIDTH	HEIGHT	SILL HT	LINTEL HT
FW	FRENCH WINDOW	2.40	2.45	0.30	2.75
FW1	FRENCH WINDOW	3.60	2.45	0.30	2.75
FW2	FRENCH WINDOW	4.80	2.45	0.30	2.75
FW3	FRENCH WINDOW	6.00	2.45	0.30	2.75
W	WINDOW	2.40	1.85	0.90	2.75
W1	WINDOW	3.60	1.85	0.90	2.75
W2	WINDOW	4.80	1.85	0.90	2.75
W3	WINDOW	1.50	1.85	0.90	2.75
SW	STAIRCASE WINDOW	2.00	2.45	0.30	2.75
SW1	STAIRCASE WINDOW	4.00	2.45	0.30	2.75

VENTILATORS

TAG	DESCRIPTION	WIDTH	HEIGHT	SILL HT	LINTEL HT
V	VENTILATOR (openable)	0.60	1.20	1.55	2.75
V1	VENTILATOR (openable)	1.20	1.20	1.55	2.75

ACCESS PANEL DOORS

TAG	DESCRIPTION	WIDTH	HEIGHT	SILL HT	LINTEL HT
RS	ROLLING SHUTTER	3.00	2.75	-	2.75

North

ALL DIMENSIONS ARE IN METRES

SCALE = 1:100

OWNER'S SIGNATURE

STRUCTURAL ENGINEER'S SIGNATURE

Er. K. MURALI, BE(Civil), M.E(Struct)
Registered Structural Engineer Grade-I(SE)DTCP
Chengalpattu Reg.No. CGLRGN/SE/Gr-I/2019/09/038
New No.14, Old No.34, Damodaran Street,
T.Nagar, Chennai-17.
Mobile: 97890 18902, Off: 2434 0044
Email id : muralirasi1971@gmail.com

ARCHITECT'S SIGNATURE

K. SHIVA SHANKAR
ARCHITECT
CA No. / 89 / 12213

ED+ ARCHITECTURE
'Kailash', 6/25, Cenotaph Road,
First Street,Teynampet, Chennai - 600 018.
Tel : 24357906, 24362396, 24362397
E-mail : contact@edarch.in

BLOCK - 4

THIRD & FOURTH FLOOR PLAN (OFFICE)

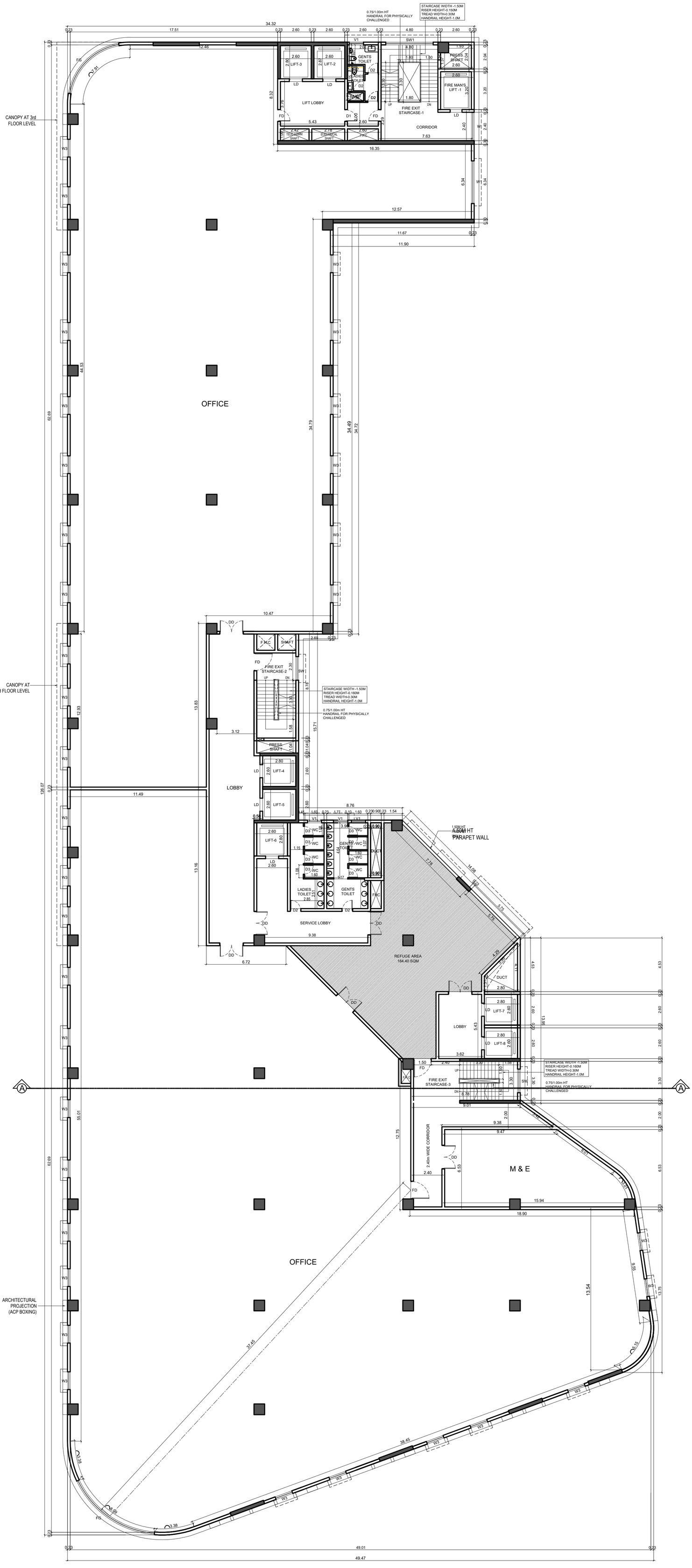

FIFTH FLOOR PLAN - OFFICE
(REFUGE FLOOR)

MECHANICALLY VENTILATED

PROJECT:-
PLAN SHOWING THE PROPOSED CONSTRUCTION OF HIGH RISE GROUP DEVELOPMENT RESIDENTIAL & COMMERCIAL BUILDING WITH 4 BLOCKS CONSISTING OF EXTENDED 3 BASEMENT FLOORS BLOCK 1 TO BLOCK 3 (MEANT FOR PARKING) + BLOCK 1 -
WING 1 (GROUND FLOOR + 46 FLOORS)
WING 2 (GROUND FLOOR + 40 FLOORS)
BLOCK 2 - WING 3 (GROUND FLOOR + 40 FLOORS) WING 4 (GROUND FLOOR + 46 FLOORS) BLOCK 3 - WING 5 (GROUND FLOOR + 45 FLOORS)
BLOCK 4 COMMERCIAL (2 BASEMENT FLOORS (MEANT FOR PARKING) + GROUND FLOOR + 5 FLOORS)
@ OLD MAHABALIPURAM ROAD
COMPRISED IN S.NO:14/4A1A2, 15/1A1,15/2B, 26/1B, 26/2, 27/1B, 27/2B, 31,32, 33/1, 34/1A, 35, 40/3A, 42, 43,44/1,44/2,
143/7A, 143/8A1, 143/8B1 & 143/6 (Part)
OF EGATTUR VILLAGE AND MUTTUKADDU PANCHAYAT, THIRUPPORUR TALUK IN CHENGALPATTU DISTRICT.

SPECIFICATIONS

1. R.C.C PILE / RAFT FOUNDATION ADOPTED AS PER STRUCTURAL DESIGN
2. BLOCK WORK IN SUPERSTRUCTURE IN C.M. 1:5
3. R.C.C. COLUMNS, PLINTH BEAMS, ROOF SLAB, ETC. IN C.C. 1:2:4.
4. PLASTERING WORK IN C.M. 1:4.
5. MOSAIC OR MARBLE FLOORING IN C.M. 1:3.
6. TWO COATS OF COLOUR OR WHITE WASH.
7. ALL DOORS AND WINDOWS IN TEAKWOOD.
8. TWO COATS OF ENAMEL PAINT OVER ONE COAT OF PRIMER ON WOOD WORK
9. WEATHERING COURSE IN BRICK JELLY CONCRETE IN C.M. WITH TWO COURSES OF

JOINERY SCHEDULE

DOORS

TAG	DESCRIPTION	WIDTH	HEIGHT	SILL HT	LINTEL HT
FD	FIRE DOOR	1.00	2.75	-	2.75
D	ENTRANCE DOOR	1.50	2.75	-	2.75
D1	DOOR	1.00	2.75	-	2.75
D2	DOOR	0.90	2.75	-	2.75
D3	DOOR	0.80	2.75	-	2.75
LD	LIFT DOOR	1.10	2.75	-	2.75
DD	DOUBLE DOOR	2.00	2.75	-	2.75

WINDOWS

TAG	DESCRIPTION	WIDTH	HEIGHT	SILL HT	LINTEL HT
FW	FRENCH WINDOW	2.40	2.45	0.30	2.75
FW1	FRENCH WINDOW	3.60	2.45	0.30	2.75
FW2	FRENCH WINDOW	4.80	2.45	0.30	2.75
FW3	FRENCH WINDOW	6.00	2.45	0.30	2.75
W	WINDOW	2.40	1.85	0.90	2.75
W1	WINDOW	3.60	1.85	0.90	2.75
W2	WINDOW	4.80	1.85	0.90	2.75
W3	WINDOW	1.50	1.85	0.90	2.75
SW	STAIRCASE WINDOW	2.00	2.45	0.30	2.75
SW1	STAIRCASE WINDOW	4.00	2.45	0.30	2.75

VENTILATORS

TAG	DESCRIPTION	WIDTH	HEIGHT	SILL HT	LINTEL HT
V	VENTILATOR (openable)	0.60	1.20	1.55	2.75
V1	VENTILATOR (openable)	1.20	1.20	1.55	2.75

ACCESS PANEL DOORS

TAG	DESCRIPTION	WIDTH	HEIGHT	SILL HT	LINTEL HT
RS	ROLLING SHUTTER	3.00	2.75	-	2.75

North

ALL DIMENSIONS ARE IN METRES

SCALE = 1:100

OWNER'S SIGNATURE

STRUCTURAL ENGINEER'S SIGNATURE

Er. K. MURALI, BE(Civil), M.E(Struct)
Registered Structural Engineer Grade-I(SE)DTCP
Chengalpattu Reg.No. CGLRGN/SE/Gr-I/2019/09/038
New No.14, Old No.34, Damodaran Street,
T.Nagar, Chennai-17.
Mobile: 97890 18902, Off: 2434 0045
Email id : muralirasi1971@gmail.com

ARCHITECT'S SIGNATURE

K. SHIVA SHANKAR
ARCHITECT
CA No. / 89 / 12213

ED+ ARCHITECTURE
'Kailash', 6/25, Cenotaph Road,
First Street,Teynampet, Chennai - 600 018.
Tel : 24357906, 24362396, 24362397
E-mail : contact@edarch.in

BLOCK - 4

FIFTH FLOOR PLAN
(REFUGE FLOOR)
(OFFICE)

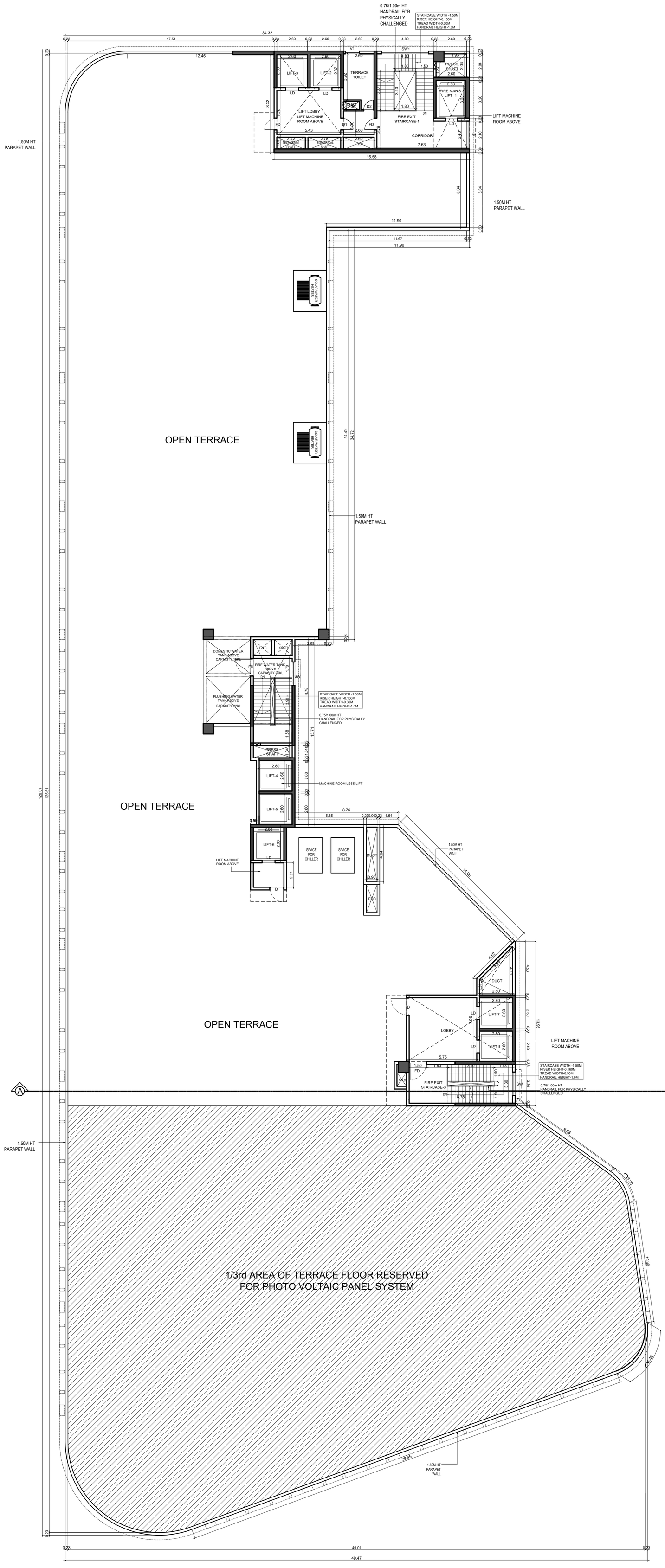

TERRACE FLOOR PLAN

PROJECT:-
PLAN SHOWING THE PROPOSED CONSTRUCTION OF HIGH RISE GROUP DEVELOPMENT RESIDENTIAL & COMMERCIAL BUILDING WITH 4 BLOCKS CONSISTING OF EXTENDED 3 BASEMENT FLOORS BLOCK 1 TO BLOCK 3 (MEANT FOR PARKING) + BLOCK 1 -
WING 1 (GROUND FLOOR + 46 FLOORS)
WING 2 (GROUND FLOOR + 40 FLOORS)
BLOCK 2 - WING 3 (GROUND FLOOR + 40 FLOORS) WING 4 (GROUND FLOOR + 46 FLOORS) BLOCK 3 - WING 5 (GROUND FLOOR + 45 FLOORS)
BLOCK 4 COMMERCIAL (2 BASEMENT FLOORS (MEANT FOR PARKING) + GROUND FLOOR + 5 FLOORS)
@ OLD MAHABALIPURAM ROAD
COMPRISED IN S.NO:14/4A1A2, 15/1A1,15/2B, 26/1B, 26/2, 27/1B, 27/2B, 31,32, 33/1, 34/1A, 35, 40/3A, 42, 43,44/1,44/2,
143/7A, 143/8A1, 143/8B1 & 143/6 (Part)
OF EGATTUR VILLAGE AND MUTTUKADDU PANCHAYAT, THIRUPPORUR TALUK IN CHENGALPATTU DISTRICT.

SPECIFICATIONS

1. R.C.C PILE / RAFT FOUNDATION ADOPTED AS PER STRUCTURAL DESIGN
2. BLOCK WORK IN SUPERSTRUCTURE IN C.M. 1:5
3. R.C.C. COLUMNS, PLINTH BEAMS, ROOF SLAB, ETC. IN C.C. 1:2:4.
4. PLASTERING WORK IN C.M. 1:4.
5. MOSAIC OR MARBLE FLOORING IN C.M. 1:3.
6. TWO COATS OF COLOUR OR WHITE WASH.
7. ALL DOORS AND WINDOWS IN TEAKWOOD.
8. TWO COATS OF ENAMEL PAINT OVER ONE COAT OF PRIMER ON WOOD WORK
9. WEATHERING COURSE IN BRICK JELLY CONCRETE IN C.M. WITH TWO COURSES OF

JOINERY SCHEDULE

DOORS

TAG	DESCRIPTION	WIDTH	HEIGHT	SILL HT	LINTEL HT
FD	FIRE DOOR	1.00	2.75	-	2.75
D	ENTRANCE DOOR	1.50	2.75	-	2.75
D1	DOOR	1.00	2.75	-	2.75
D2	DOOR	0.90	2.75	-	2.75
D3	DOOR	0.80	2.75	-	2.75
LD	LIFT DOOR	1.10	2.75	-	2.75
DD	DOUBLE DOOR	2.00	2.75	-	2.75

WINDOWS

TAG	DESCRIPTION	WIDTH	HEIGHT	SILL HT	LINTEL HT
FW	FRENCH WINDOW	2.40	2.45	0.30	2.75
FW1	FRENCH WINDOW	3.60	2.45	0.30	2.75
FW2	FRENCH WINDOW	4.80	2.45	0.30	2.75
FW3	FRENCH WINDOW	6.00	2.45	0.30	2.75
W	WINDOW	2.40	1.85	0.90	2.75
W1	WINDOW	3.60	1.85	0.90	2.75
W2	WINDOW	4.80	1.85	0.90	2.75
W3	WINDOW	1.50	1.85	0.90	2.75
SW	STAIRCASE WINDOW	2.00	2.45	0.30	2.75
SW1	STAIRCASE WINDOW	4.00	2.45	0.30	2.75

VENTILATORS

TAG	DESCRIPTION	WIDTH	HEIGHT	SILL HT	LINTEL HT
V	VENTILATOR (openable)	0.60	1.20	1.55	2.75
V1	VENTILATOR (openable)	1.20	1.20	1.55	2.75

ACCESS PANEL DOORS

TAG	DESCRIPTION	WIDTH	HEIGHT	SILL HT	LINTEL HT
RS	ROLLING SHUTTER	3.00	2.75	-	2.75

North

ALL DIMENSIONS ARE IN METRES

SCALE = 1:100

OWNER'S SIGNATURE

STRUCTURAL ENGINEER'S SIGNATURE

Er. K. MURALI, BE(Civil), ME(Struct)
Registered Structural Engineer Grade-I(SE)DTCP
Chengalpattu Reg No. CGLRGN/SE/Gr-I/2019/09/038
New No.14, Old No.34, Damodaran Street,
T.Nagar, Chennai-17.
Mobile: 97890 18902, Off: 2434 0045
Email id : muralirasi1971@gmail.com

ARCHITECT'S SIGNATURE

K. SHIVA SHANKAR
ARCHITECT
CA No. / 89 / 12213

ED+ ARCHITECTURE
'Kailash', 6/25, Cenotaph Road,
First Street,Teynampet, Chennai - 600 018.
Tel : 24357906, 24362396, 24362397
E-mail : contact@edarch.in

BLOCK - 4

TERRACE FLOOR PLAN



NORTH ELEVATION

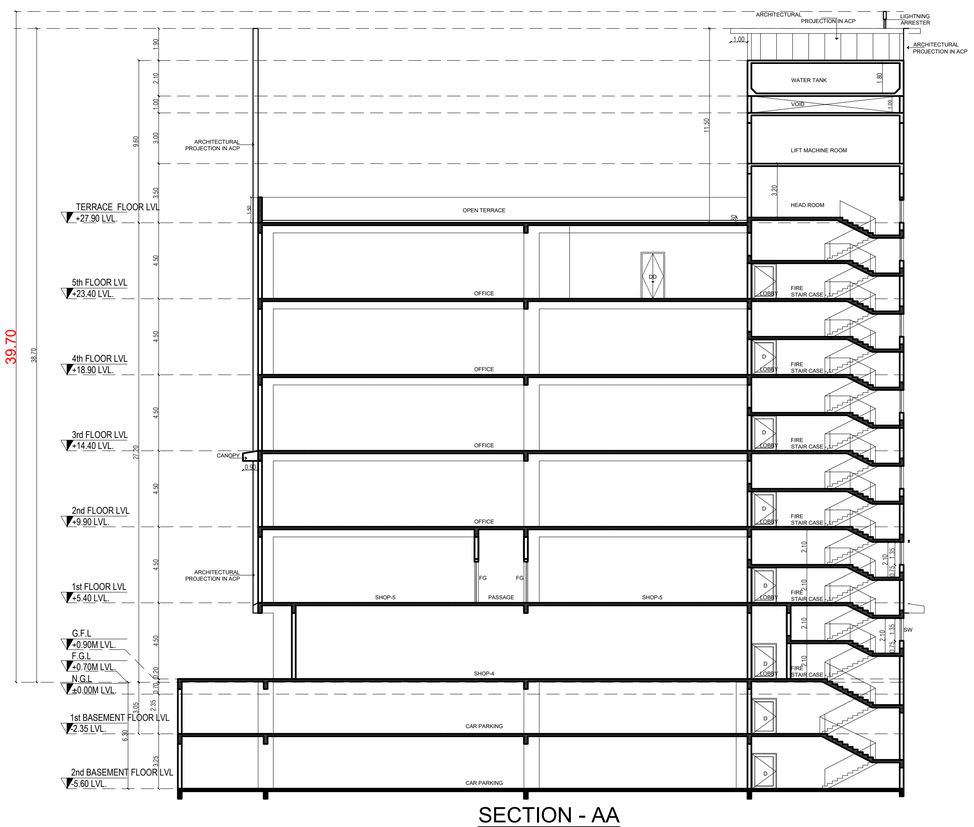

SECTION - AA

PROJECT:-
PLAN SHOWING THE PROPOSED CONSTRUCTION OF HIGH RISE GROUP DEVELOPMENT RESIDENTIAL & COMMERCIAL BUILDING WITH 4 BLOCKS CONSISTING OF EXTENDED 3 BASEMENT FLOORS BLOCK 1 TO BLOCK 3 (MEANT FOR PARKING) + BLOCK 1 - WING 1 (GROUND FLOOR + 46 FLOORS) WING 2 (GROUND FLOOR + 40 FLOORS) BLOCK 2 - WING 3 (GROUND FLOOR + 40 FLOORS) WING 4 (GROUND FLOOR + 46 FLOORS) BLOCK 3 - WING 5 (GROUND FLOOR + 45 FLOORS)
BLOCK 4 COMMERCIAL (2 BASEMENT FLOORS (MEANT FOR PARKING) + GROUND FLOOR + 5 FLOORS)
@ OLD MAHABALIPURAM ROAD
COMPRISED IN S.NO:14/4A1A2, 15/1A1,15/2B, 26/1B, 26/2, 27/1B, 27/2B, 31,32, 33/1, 34/1A, 35, 40/3A, 42, 43,44/1,44/2,
143/7A, 143/8A1, 143/8B1 & 143/6 (Part)
OF EGATTUR VILLAGE AND MUTTUKADDU PANCHAYAT, THIRUPPORUR TALUK IN CHENGALPATTU DISTRICT.

SPECIFICATIONS

1. R.C.C PILE / RAFT FOUNDATION ADOPTED AS PER STRUCTURAL DESIGN
2. BLOCK WORK IN SUPERSTRUCTURE IN C.M. 1:5
3. R.C.C. COLUMNS, PLINTH BEAMS, ROOF SLAB, ETC. IN C.C. 1:2:4.
4. PLASTERING WORK IN C.M. 1:4.
5. MOSAIC OR MARBLE FLOORING IN C.M. 1:3.
6. TWO COATS OF COLOUR OR WHITE WASH.
7. ALL DOORS AND WINDOWS IN TEAKWOOD.
8. TWO COATS OF ENAMEL PAINT OVER ONE COAT OF PRIMER ON WOOD WORK
9. WEATHERING COURSE IN BRICK JELLY CONCRETE IN C.M. WITH TWO COURSES OF FLAT TILES LAID TO DETAIL

JOINERY SCHEDULE

DOORS

TAG	DESCRIPTION	WIDTH	HEIGHT	SILL HT	LINTEL HT
FD	FIRE DOOR	1.00	2.75	-	2.75
D	ENTRANCE DOOR	1.50	2.75	-	2.75
01	DOOR	1.00	2.75	-	2.75
D2	DOOR	0.90	2.75	-	2.75
D3	DOOR	0.80	2.75	-	2.75
LD	LIFT DOOR	1.10	2.75	-	2.75
DD	DOUBLE DOOR	2.00	2.75	-	2.75

WINDOWS

TAG	DESCRIPTION	WIDTH	HEIGHT	SILL HT	LINTEL HT
FW	FRENCH WINDOW	2.40	2.45	0.30	2.75
FW1	FRENCH WINDOW	3.60	2.45	0.30	2.75
FW2	FRENCH WINDOW	4.80	2.45	0.30	2.75
FW3	FRENCH WINDOW	6.00	2.45	0.30	2.75
W	WINDOW	2.40	1.85	0.90	2.75
W1	WINDOW	3.60	1.85	0.90	2.75
W2	WINDOW	4.80	1.85	0.90	2.75
W3	WINDOW	1.50	1.85	0.90	2.75
SW	STAIRCASE WINDOW	2.00	2.45	0.30	2.75
SW1	STAIRCASE WINDOW	4.00	2.45	0.30	2.75

VENTILATORS

TAG	DESCRIPTION	WIDTH	HEIGHT	SILL HT	LINTEL HT
V	VENTILATOR (openable)	0.60	1.20	1.55	2.75
V1	VENTILATOR (openable)	1.20	1.20	1.55	2.75

ACCESS PANEL DOORS

TAG	DESCRIPTION	WIDTH	HEIGHT	SILL HT	LINTEL HT
RS	ROLLING SHUTTER	3.00	2.75	-	2.75

ALL DIMENSIONS ARE IN METRES
SCALE = 1:110

OWNER'S SIGNATURE

STRUCTURAL ENGINEER'S SIGNATURE

Er. K. MURALI, BE(Civil), M.Tech(Struct)
Registered Structural Engineer Grade-I(SE/STE)
Chengalpattu Reg No. CGLRGN/SE/Gr-I/2015/DN.038
New No.14, Old No.34, Damodaran Street,
T.Nagar, Chennai-17.
Mobile: 91860 18902, Ph: 2434 7045
E-mail id : muraliarts1971@gmail.com

ARCHITECT'S SIGNATURE

K. SHIVA SHANKAR
ARCHITECT
CA No. / 89 / 12213

ED+ ARCHITECTURE
'Kailash', 6/25, Cenotaph Road,
First Street,Teynampet, Chennai - 600 018.
Tel : 24357906, 24362396, 24362397
E-mail : contact@edarch.in

BLOCK - 4

SECTION & ELEVATION

UNIT AREA & CAR PARKING DETAIL - BLOCK-1-WING 1

UNIT NAME	NO.OF DWELLING UNIT	PLINTH AREA	AREA ABOVE 50 TO 75 SQM TWO WHEELER	AREA ABOVE 75 TO 100 SQM TWO WHEELER	AREA ABOVE 100 SQM CAR	TOTAL CAR	TOTAL TWO WHEELER
1ST FLOOR -1 FLOOR							
01W1-101	1	237.06			2	2	0
01W1-102	1	171.63			1	1	0
01W1-103	1	137.88			1	1	0
01W1-104	1	137.41			1	1	0
TYPICAL FLOOR (GND TO 17TH, 19TH TO 24TH, 26TH, 28TH TO 36TH, 38TH TO 40TH)-35 FLOORS							
01W1-201, 301, 401, 501, 601, 701, 801, 901, 1001, 1101, 1201, 1301, 1401, 1501, 1601, 1701, 1901, 2001, 2101, 2201, 2301, 2401, 2601, 2801, 2901, 3001, 3101, 3201, 3301, 3401, 3501, 3601, 3801, 4001	35	237.06			2	70	0
01W1-202, 302, 402, 502, 602, 702, 802, 902, 1002, 1102, 1202, 1302, 1402, 1502, 1602, 1702, 1902, 2002, 2102, 2202, 2302, 2402, 2602, 2802, 2902, 3002, 3102, 3202, 3302, 3402, 3502, 3602, 3802, 4002	35	171.63			1	35	0
01W1-203, 303, 403, 503, 603, 703, 803, 903, 1003, 1103, 1203, 1303, 1403, 1503, 1603, 1703, 1903, 2003, 2103, 2203, 2303, 2403, 2603, 2803, 2903, 3003, 3103, 3203, 3303, 3403, 3503, 3603, 3803, 4003	35	137.88			1	35	0
01W1-204, 304, 404, 504, 604, 704, 804, 904, 1004, 1104, 1204, 1304, 1404, 1504, 1604, 1704, 1904, 2004, 2104, 2204, 2304, 2404, 2604, 2804, 2904, 3004, 3104, 3204, 3304, 3404, 3504, 3604, 3804, 4004	35	137.41			1	35	0
REFUGE FLOOR (18th, 27th, 37th)- 3 FLOORS							
01W1-1801, 2701, 3701	3	237.06			2	6	0
01W1-1802, 2702, 3702	3	171.63			1	3	0
01W1-1803, 2703, 3703	3	114.68			1	3	0
01W1-1804, 2704, 3704	3	137.41			1	3	0
25TH FLOOR							
(TYPICAL FLOOR / PARTLY SERVICE FLOOR)-1 FLOOR							
01W1-2501	1	237.06			2	2	0
01W1-2502	1	171.63			1	1	0
01W1-2504	1	137.41			1	1	0
41st Floor -1 FLOOR							
01W1-4101	1	237.06			2	2	0
01W1-4102	1	171.63			1	1	0
01W1-4103	1	137.88			1	1	0
01W1-4104	1	137.41			1	1	0
42nd to 46th Floor-5 FLOORS							
01W1-4201, 4301, 4401, 4501, 4601	5	237.06			2	10	0
01W1-4202, 4302, 4402, 4502, 4602	5	171.63			1	5	0
01W1-4203, 4303, 4403, 4503, 4603	5	137.88			1	5	0
01W1-4204, 4304, 4404, 4504, 4604	5	137.41			1	5	0
	BLOCK 1 WING 1 TOTAL					**229**	**0**

UNIT AREA & CAR PARKING DETAIL - BLOCK-1-WING 2

UNIT NAME	NO.OF DWELLING UNIT	PLINTH AREA	AREA ABOVE 50 TO 75 SQM TWO WHEELER	AREA ABOVE 75 TO 100 SQM TWO WHEELER	AREA ABOVE 100 SQM CAR	TOTAL CAR	TOTAL TWO WHEELER
1ST FLOOR -1 FLOOR							
01W2-101	1	137.05			1	1	0
01W2-102	1	114.11			1	1	0
01W2-103	1	114.68			1	1	0
01W2-104	1	114.79			1	1	0
TYPICAL FLOOR (GND TO 17TH, 19TH TO 24TH, 26TH, 28TH TO 36TH, 38TH TO 40TH)-35 FLOORS							
01W2-201, 301, 401, 501, 601, 701, 801, 901, 1001, 1101, 1201, 1301, 1401, 1501, 1601, 1701, 1901, 2001, 2101, 2201, 2301, 2401, 2601, 2801, 2901, 3001, 3101, 3201, 3301, 3401, 3501, 3601, 3801, 4001	35	137.05			1	35	0
01W2-202, 302, 402, 502, 602, 702, 802, 902, 1002, 1102, 1202, 1302, 1402, 1502, 1602, 1702, 1902, 2002, 2102, 2202, 2302, 2402, 2602, 2802, 2902, 3002, 3102, 3202, 3302, 3402, 3502, 3602, 3802, 4002	35	114.11			1	35	0
01W2-203, 303, 403, 503, 603, 703, 803, 903, 1003, 1103, 1203, 1303, 1403, 1503, 1603, 1703, 1903, 2003, 2103, 2203, 2303, 2403, 2603, 2803, 2903, 3003, 3103, 3203, 3303, 3403, 3503, 3603, 3803, 4003	35	114.68			1	35	0
01W2-204, 304, 404, 504, 604, 704, 804, 904, 1004, 1104, 1204, 1304, 1404, 1504, 1604, 1704, 1904, 2004, 2104, 2204, 2304, 2404, 2604, 2804, 2904, 3004, 3104, 3204, 3304, 3404, 3504, 3604, 3804, 4004	35	114.79			1	35	0
REFUGE FLOOR (18th, 27th, 37th)- 3 FLOORS							
01W2-1801, 2701, 3701	3	137.05			1	3	0
01W2-1802, 2702, 3702	3	114.11			1	3	0
01W2-1803, 2703, 3703	3	96.38	1	0.50		1.50	3
01W2-1804, 2704, 3704	3	114.79			1	3	0
25TH FLOOR							
(TYPICAL FLOOR / PARTLY SERVICE FLOOR)-1 FLOOR							
01W2-2501	1	137.05			1	1	0
01W2-2502	1	114.11			1	1	0
01W2-2504	1	114.79			1	1	0
	BLOCK 1 WING 2 TOTAL					**157.5**	**3**

UNIT AREA & CAR PARKING DETAIL - BLOCK-2-WING 3

UNIT NAME	NO.OF DWELLING UNIT	PLINTH AREA	AREA ABOVE 50 TO 75 SQM TWO WHEELER	AREA ABOVE 75 TO 100 SQM TWO WHEELER	AREA ABOVE 100 SQM CAR	TOTAL CAR	TOTAL TWO WHEELER
1ST FLOOR -1 FLOOR							
01W2-101	1	137.05			1	1	0
01W2-102	1	114.11			1	1	0
01W2-103	1	114.68			1	1	0
01W2-104	1	114.79			1	1	0
TYPICAL FLOOR (GND TO 17TH, 19TH TO 24TH, 26TH, 28TH TO 36TH, 38TH TO 40TH)-35 FLOORS							
01W2-201, 301, 401, 501, 601, 701, 801, 901, 1001, 1101, 1201, 1301, 1401, 1501, 1601, 1701, 1901, 2001, 2101, 2201, 2301, 2401, 2601, 2801, 2901, 3001, 3101, 3201, 3301, 3401, 3501, 3601, 3801, 4001	35	137.05			1	35	0
01W2-202, 302, 402, 502, 602, 702, 802, 902, 1002, 1102, 1202, 1302, 1402, 1502, 1602, 1702, 1902, 2002, 2102, 2202, 2302, 2402, 2602, 2802, 2902, 3002, 3102, 3202, 3302, 3402, 3502, 3602, 3802, 4002	35	114.11			1	35	0
01W2-203, 303, 403, 503, 603, 703, 803, 903, 1003, 1103, 1203, 1303, 1403, 1503, 1603, 1703, 1903, 2003, 2103, 2203, 2303, 2403, 2603, 2803, 2903, 3003, 3103, 3203, 3303, 3403, 3503, 3603, 3803, 4003	35	114.68			1	35	0
01W2-204, 304, 404, 504, 604, 704, 804, 904, 1004, 1104, 1204, 1304, 1404, 1504, 1604, 1704, 1904, 2004, 2104, 2204, 2304, 2404, 2604, 2804, 2904, 3004, 3104, 3204, 3304, 3404, 3504, 3604, 3804, 4004	35	114.79			1	35	0
REFUGE FLOOR (18th, 27th, 37th)- 3 FLOORS							
01W2-1801, 2701, 3701	3	137.05			1	3	0
01W2-1802, 2702, 3702	3	114.11			1	3	0
01W2-1803, 2703, 3703	3	96.38	1	0.50		1.50	3
01W2-1804, 2704, 3704	3	114.79			1	3	0
25TH FLOOR							
(TYPICAL FLOOR / PARTLY SERVICE FLOOR)-1 FLOOR							
01W2-2501	1	137.05			1	1	0
01W2-2502	1	114.11			1	1	0
01W2-2504	1	114.79			1	1	0
	BLOCK 2 WING 3 TOTAL					**157.5**	**3**

UNIT AREA & CAR PARKING DETAIL - BLOCK-2-WING 4

UNIT NAME	NO.OF DWELLING UNIT	PLINTH AREA	AREA ABOVE 50 TO 75 SQM TWO WHEELER	AREA ABOVE 75 TO 100 SQM TWO WHEELER	AREA ABOVE 100 SQM CAR	TOTAL CAR	TOTAL TWO WHEELER
1ST FLOOR -1 FLOOR							
01W2-101	1	137.06			2	2	0
01W2-102	1	171.63			1	1	0
01W2-103	1	137.88			1	1	0
01W2-104	1	137.41			1	1	0
TYPICAL FLOOR (GND TO 17TH, 19TH TO 24TH, 26TH, 28TH TO 36TH, 38TH TO 40TH)-35 FLOORS							
01W2-201, 301, 401, 501, 601, 701, 801, 901, 1001, 1101, 1201, 1301, 1401, 1501, 1601, 1701, 1901, 2001, 2101, 2201, 2301, 2401, 2601, 2801, 2901, 3001, 3101, 3201, 3301, 3401, 3501, 3601, 3801, 4001	35	237.06			2	70	0
01W2-202, 302, 402, 502, 602, 702, 802, 902, 1002, 1102, 1202, 1302, 1402, 1502, 1602, 1702, 1902, 2002, 2102, 2202, 2302, 2402, 2602, 2802, 2902, 3002, 3102, 3202, 3302, 3402, 3502, 3602, 3802, 4002	35	171.63			1	35	0
01W2-203, 303, 403, 503, 603, 703, 803, 903, 1003, 1103, 1203, 1303, 1403, 1503, 1603, 1703, 1903, 2003, 2103, 2203, 2303, 2403, 2603, 2803, 2903, 3003, 3103, 3203, 3303, 3403, 3503, 3603, 3803, 4003	35	137.88			1	35	0
01W2-204, 304, 404, 504, 604, 704, 804, 904, 1004, 1104, 1204, 1304, 1404, 1504, 1604, 1704, 1904, 2004, 2104, 2204, 2304, 2404, 2604, 2804, 2904, 3004, 3104, 3204, 3304, 3404, 3504, 3604, 3804, 4004	35	137.41			1	35	0
REFUGE FLOOR (18th, 27th, 37th)- 3 FLOORS							
01W2-1801, 2701, 3701	3	237.06			2	6	0
01W2-1802, 2702, 3702	3	171.63			1	3	0
01W2-1803, 2703, 3703	3	114.68			1	3	0
01W2-1804, 2704, 3704	3	137.41			1	3	0
25TH FLOOR							
(TYPICAL FLOOR / PARTLY SERVICE FLOOR)-1 FLOOR							
01W1-2501	1	237.06			2	2	0
01W1-2502	1	171.63			1	1	0
01W1-2504	1	137.41			1	1	0
41st Floor -1 FLOOR							
01W1-4101	1	237.06			2	2	0
01W1-4102	1	171.63			1	1	0
01W1-4103	1	137.88			1	1	0
01W1-4104	1	137.41			1	1	0
42nd to 46th Floor-5 FLOORS							
01W1-4201, 4301, 4401, 4501, 4601	5	237.06			2	10	0
01W1-4202, 4302, 4402, 4502, 4602	5	171.63			1	5	0
01W1-4203, 4303, 4403, 4503, 4603	5	137.88			1	5	0
01W1-4204, 4304, 4404, 4504, 4604	5	137.41			1	5	0
	BLOCK 2 WING 4 TOTAL					**229**	**0**

UNIT AREA & CAR PARKING DETAIL - BLOCK-3-WING 5

UNIT NAME	NO.OF DWELLING UNIT	PLINTH AREA	AREA ABOVE 50 TO 75 SQM TWO WHEELER	AREA ABOVE 75 TO 100 SQM TWO WHEELER	AREA ABOVE 100 SQM CAR	TOTAL CAR	TOTAL TWO WHEELER
1ST FLOOR -1 FLOOR							
03W5-101	1	85		1	0.50	0.5	1
03W5-102	1	84		1	0.50	0.5	1
03W5-103	1	85		1	0.50	0.5	1
03W5-104	1	85		1	0.50	0.5	1
03W5-105	1	84		1	0.50	0.5	1
03W5-107	1	49	1			0	1
03W5-108	1	49	1			0	1
Typical Floor (2nd-17th, 19th-24th, 26th-27th, 29th-37th, 39th-45th)-40 floors							
03W5-201, 301, 401, 501, 601, 701, 801, 901, 1001, 1101, 1201, 1301, 1401, 1501, 1601, 1701, 1901, 2001, 2101, 2201, 2301, 2401, 2601, 2701, 2801, 2901, 3001, 3101, 3201, 3301, 3401, 3501, 3601, 3701, 3801, 4001, 4101, 4201, 4301, 4401, 4501	40	85		1	0.50		40
03W5-202, 302, 402, 502, 602, 702, 802, 902, 1002, 1102, 1202, 1302, 1402, 1502, 1602, 1702, 1902, 2002, 2102, 2202, 2302, 2402, 2602, 2702, 2802, 2902, 3002, 3102, 3202, 3302, 3402, 4002, 4102, 4202, 4302, 4402, 4502	40	84		1	0.50		40
03W5-203, 303, 403, 503, 603, 703, 803, 903, 1003, 1103, 1203, 1303, 1403, 1503, 1603, 1703, 1903, 2003, 2103, 2203, 2303, 2403, 2603, 2703, 2803, 2903, 3003, 3103, 3203, 3303, 3403, 3503, 3603, 3703, 3903, 4003, 4103, 4203, 4303, 4403, 4503	40	85		1	0.50		40
03W5-204, 304, 404, 504, 604, 704, 804, 904, 1004, 1104, 1204, 1304, 1404, 1504, 1604, 1704, 1904, 2004, 2104, 2204, 2304, 2404, 2604, 2704, 2804, 2904, 3004, 3104, 3204, 3304, 3404, 3504, 3604, 3704, 3804, 4004, 4104, 4204, 4304, 4404, 4504	40	85		1	0.50		40
03W5-205, 305, 405, 505, 605, 705, 805, 905, 1005, 1105, 1205, 1305, 1405, 1505, 1605, 1705, 1905, 2005, 2105, 2205, 2305, 2405, 2605, 2705, 2905, 3005, 3105, 3205, 3305, 3405, 3505, 3605, 3705, 3805, 4005, 4105, 4205, 4305, 4405, 4505	40	84		1	0.50		40
03W5-206, 306, 406, 506, 606, 706, 806, 906, 1006, 1106, 1206, 1306, 1406, 1506, 1606, 1706, 1906, 2006, 2106, 2206, 2306, 2406, 2606, 2706, 2806, 2906, 3006, 3106, 3206, 3306, 3406, 3506, 3606, 3706, 3806, 4006, 4106, 4206, 4306, 4406, 4506	40	49	1			0	40
03W5-207, 307, 407, 507, 607, 707, 807, 907, 1007, 1107, 1207, 1307, 1407, 1507, 1607, 1707, 1907, 2007, 2107, 2207, 2307, 2407, 2607, 2707, 2807, 2907, 3007, 3107, 3207, 3307, 3407, 3507, 3607, 3707, 3807, 4007, 4107, 4207, 4307, 4407, 4507	40	49	1			0	40
03W5-208, 308, 408, 508, 608, 708, 808, 908, 1008, 1108, 1208, 1308, 1408, 1508, 1608, 1708, 1908, 2008, 2108, 2208, 2308, 2408, 2608, 2708, 2808, 2908, 3008, 3108, 3208, 3308, 3408, 3508, 3608, 3708, 3808, 4008, 4108, 4208, 4308, 4408, 4508	40	49	1			0	40
Refuge Floor (18th, 28th, 38th)-3 FLOORS							
03W5-1801, 2801, 3801	3	85		1	0.50	1.5	3
03W5-1802, 2802, 3802	3	84		1	0.50	1.5	3
03W5-1803, 2803, 3803	3	85		1	0.50	1.5	3
03W5-1804, 2804, 3804	3	85		1	0.50	1.5	3
03W5-1805, 2805, 3805	3	84		1	0.50	1.5	3
03W5-1806, 2806, 3806	3	49	1			0	3
03W5-1807, 2807, 3807	3	49	1			0	3
25TH FLOOR							
(TYPICAL FLOOR / PARTLY SERVICE FLOOR)-1 FLOOR							
03W5-2501	1	85		1	0.50	0.5	1
03W5-2502	1	84		1	0.50	0.5	1
03W5-2503	1	85		1	0.50	0.5	1
03W5-2506	1	49	1			0	1
BLOCK 3 WING 5 TOTAL						**111.5**	**352**

AREA STATEMENT			
PLOT EXTENT AS PER PATTA	40,829.00	SQM	
PLOT EXTENT AS PER DOCUMENT (10.12 Acres)	40,957.48	SQM	
PLOT EXTENT AS PER SITE	42,233.49	SQM	
LEAST PLOT AREA	40,829.00	SQM	
OSR AREA-REQUIRED	4,095.70	SQM	
PROPORTIONATE OSR ALREADY HANDED OVER TO LOCAL BODY (GIFT DEED NO.80313/2012, DT:21.08.2012) (PROPORTIONAL OSR)	2,262.19	SQM	
OSR AREA TO BE HANDED OVER	1,833.56	SQM	
PROVIDED OSR AREA	1,834.00	SQM	
PERMISSIBLE FSI (INCLUDING PREMIUM FSI	4.875		
PERMISSIBLE FSI AREA INCLUDING PREMIUM FSI	**1,99,041.38**	**SQM**	
TOTAL FSI AREA	1,83,792.44	SQM	
FSI PROVIDED	**4.502**		
ACHIEVED PREMIUM FSI	**1.252**		
COMMERCIAL AREA	23,358.75	SQM	
RESIDENTIAL AREA	1,60,433.69	SQM	
TOTAL FSI AREA	**1,83,792.44**	**SQM**	
PLOT COVERAGE ALLOWED (%)	50%		
PLOT COVERAGE PROVIDED (%) (11365/40829)	27.84%		
NO.OF UNITS	1,036.00	NOS	
TOTAL NO.OF CAR PARKS REQUIRED	1,170.00	NOS	
TOTAL NO.OF CAR PARKS PROVIDED	2,294.00	NOS	

FLOOR	F.S.I AREA IN SQM	NON FSI AREA (SQM)	TOTAL BUILT UP AREA (SQM)	NO.OF DWELLING UNITS
COMMENCED BASEMENT FLOOR (BLOCK 1, 2 & 3)				
1ST BASEMENT FLOOR	78.08	22817.56	22895.64	
2ND BASEMENT FLOOR	78.08	22817.56	22895.64	
3RD BASEMENT FLOOR	0.00	22895.64	22895.64	
COMMENCED FLOOR AREA	**156.16**	**67530.76**	**68686.92**	
BLOCK-1 WING-1(RESIDENTIAL)				
COMMENCED GROUND FLOOR	2780.41	119.87	2900.28	
1st FLOOR	817.21	-	817.21	4
2nd FLOOR	817.21		817.21	4
3rd FLOOR	817.21		817.21	4
4th FLOOR	817.21		817.21	4
5th FLOOR	817.21		817.21	4
6th FLOOR	817.21		817.21	4
7th FLOOR	817.21		817.21	4
8th FLOOR	817.21		817.21	4
9th FLOOR	817.21		817.21	4
10th FLOOR	817.21		817.21	4
11th FLOOR	817.21		817.21	4
12th FLOOR	817.21		817.21	4
13th FLOOR	817.21		817.21	4
14th FLOOR	817.21		817.21	4
15th FLOOR	817.21		817.21	4
16th FLOOR	817.21		817.21	4
17th FLOOR	817.21		817.21	4
18th FLOOR	817.21		817.21	4
19th FLOOR	817.21		817.21	4
20th FLOOR	817.21		817.21	4
21st FLOOR	817.21		817.21	4
22nd FLOOR	817.21		817.21	4
23rd FLOOR	817.21		817.21	4
24th FLOOR	817.21		817.21	4
25th FLOOR	817.21		817.21	4
26th FLOOR	817.21		817.21	4
27th FLOOR	817.21		817.21	4
28th FLOOR	817.21		817.21	4
29th FLOOR	817.21		817.21	4
30th FLOOR	817.21		817.21	4
31st FLOOR	817.21		817.21	4
32nd FLOOR	817.21		817.21	4
33rd FLOOR	817.21		817.21	4
34th FLOOR	817.21		817.21	4
35th FLOOR	817.21		817.21	4
36th FLOOR	817.21		817.21	4
37th FLOOR	817.21		817.21	4
38th FLOOR	817.21		817.21	4
39th FLOOR	817.21		817.21	4
40th FLOOR	817.21		817.21	4
TERRACE FLOOR	78.16	78.16	156.32	
TOTAL	**33163.49**	**548.32**	**33711.81**	**159**
BLOCK-4 (COMMERCIAL)				
1ST BASEMENT	168.15	4895.23	5063.38	
2ND BASEMENT		5063.38	5063.38	
GROUND FLOOR	3865.10	-	3865.10	
1ST FLOOR	3865.10	-	3865.10	
2nd FLOOR	3865.10	-	3865.10	
3rd FLOOR	3865.10	-	3865.10	
4th FLOOR	3865.10	-	3865.10	
5th FLOOR (REFUGE FLOOR)	3865.10		3865.10	
TERRACE FLOOR		437.66	437.66	
BLOCK-4 TOTAL AREA	**23358.75**	**10396.27**	**33755.02**	
TOTAL (BLOCK 1, 2, 3 & 4)	**1837924.44**	**80409.84**	**2642022.28**	**1036**
SECURITY ROOMS (3 NOS.)		38.75	38.75	
GRAND TOTAL	**1837924.44**	**80428.59**	**2642211.03**	SQM

BLOCK-1 WING-2(RESIDENTIAL)				
1st FLOOR	1231.11		1231.11	4
2nd FLOOR	601.42		601.42	4
3rd FLOOR	601.42		601.42	4
4th FLOOR	601.42		601.42	4
5th FLOOR	601.42		601.42	4
6th FLOOR	601.42		601.42	4
7th FLOOR	601.42		601.42	4
8th FLOOR	601.42		601.42	4
9th FLOOR	601.42		601.42	4
10th FLOOR	601.42		601.42	4
11th FLOOR	601.42		601.42	4
12th FLOOR	601.42		601.42	4
13th FLOOR	601.42		601.42	4
14th FLOOR	601.42		601.42	4
15th FLOOR	601.42		601.42	4
16th FLOOR	601.42		601.42	4
17th FLOOR	601.42		601.42	4
18th FLOOR	619.77		619.77	4
19th FLOOR	601.42		601.42	4
20th FLOOR	601.42		601.42	4
21st FLOOR	601.42		601.42	4
22nd FLOOR	601.42		601.42	4
23rd FLOOR	601.42		601.42	4
24th FLOOR	601.42		601.42	4
25th FLOOR	551.94	49.48	601.42	3
26th FLOOR	601.42		601.42	4
27th FLOOR	619.77		619.77	4
28th FLOOR	601.42		601.42	4
29th FLOOR	601.42		601.42	4
30th FLOOR	601.42		601.42	4
31st FLOOR	601.42		601.42	4
32nd FLOOR	601.42		601.42	4
33rd FLOOR	601.42		601.42	4
34th FLOOR	601.42		601.42	4
35th FLOOR	601.42		601.42	4
36th FLOOR	601.42		601.42	4
37th FLOOR	619.77		619.77	4
38th FLOOR	601.42		601.42	4
39th FLOOR	601.42		601.42	4
40th FLOOR	601.42		601.42	4
TERRACE FLOOR	78.16		78.16	
TOTAL	**29153.03**	**322.95**	**29475.98**	**185**
BLOCK-3 WING -5(RESIDENTIAL)				
GROUND FLOOR (PARKING) / CLUBHOUSE	885.50	478.28	1363.78	
1st FLOOR (UNITS / CLUBHOUSE)	1115.53	-	1115.53	7
2nd FLOOR	727.17	-	727.17	8
3rd FLOOR	727.17	-	727.17	8
4th FLOOR	727.17	-	727.17	8
5th FLOOR	727.17	-	727.17	8
6th FLOOR	727.17	-	727.17	8
7th FLOOR	727.17	-	727.17	8
8th FLOOR	727.17	-	727.17	8
9th FLOOR	727.17	-	727.17	8
10th FLOOR	727.17	-	727.17	8
11th FLOOR	727.17	-	727.17	8
12th FLOOR	727.17	-	727.17	8
13th FLOOR	727.17	-	727.17	8
14th FLOOR	727.17	-	727.17	8
15th FLOOR	727.17	-	727.17	8
16th FLOOR	727.17	-	727.17	8
17th FLOOR	727.17	-	727.17	8
18th FLOOR (REFUGE FLOOR)	727.17	-	727.17	7
19th FLOOR	727.17	-	727.17	8
20th FLOOR	727.17	-	727.17	8
21st FLOOR	727.17	-	727.17	8
22nd FLOOR	727.17	-	727.17	8
23rd FLOOR	727.17	-	727.17	8
24th FLOOR	727.17	-	727.17	8
25th FLOOR(SERVICE FLOOR)	643.74	83.43	727.17	6
26th FLOOR	727.17	-	727.17	8
27th FLOOR	727.17	-	727.17	8
28th FLOOR (REFUGE FLOOR)	727.17	-	727.17	7
29th FLOOR	727.17	-	727.17	8
30th FLOOR	727.17	-	727.17	8
31st FLOOR	727.17	-	727.17	8
32nd FLOOR	727.17	-	727.17	8
33rd FLOOR	727.17	-	727.17	8
34th FLOOR	727.17	-	727.17	8
35th FLOOR	727.17	-	727.17	8
36th FLOOR	727.17	-	727.17	8
37th FLOOR (REFUGE FLOOR)	727.17	-	727.17	7
38th FLOOR	727.17	-	727.17	8
39th FLOOR	727.17	-	727.17	8
40th FLOOR	727.17	-	727.17	8
41st FLOOR	727.17	-	727.17	8
42nd FLOOR	727.17	-	727.17	8
43rd FLOOR	727.17	-	727.17	8
44th FLOOR	727.17	-	727.17	8
45th FLOOR	727.17	-	727.17	8
TERRACE FLOOR		239.10	239.10	
BLOCK-3 TOTAL AREA	**33913.08**	**800.81**	**34713.89**	**352**

BLOCK-2 WING-4 (RESIDENTIAL)				
GROUND FLOOR	482.14	195.31	677.45	4
1st FLOOR	601.42		601.42	4
2nd FLOOR	601.42		601.42	4
3rd FLOOR	601.42		601.42	4
4th FLOOR	601.42		601.42	4
5th FLOOR	601.42		601.42	4
6th FLOOR	601.42		601.42	4
7th FLOOR	601.42		601.42	4
8th FLOOR	601.42		601.42	4
9th FLOOR	601.42		601.42	4
10th FLOOR	601.42		601.42	4
11th FLOOR	601.42		601.42	4
12th FLOOR	601.42		601.42	4
13th FLOOR	601.42		601.42	4
14th FLOOR	601.42		601.42	4
15th FLOOR	601.42		601.42	4
16th FLOOR	601.42		601.42	4
17th FLOOR	601.42		601.42	4
18th FLOOR	619.77		619.77	4
19th FLOOR	601.42		601.42	4
20th FLOOR	601.42		601.42	4
21st FLOOR	601.42		601.42	4
22nd FLOOR	601.42		601.42	4
23rd FLOOR	601.42		601.42	4
24th FLOOR	601.42		601.42	4
25th FLOOR	551.94	49.48	601.42	3
26th FLOOR	601.42		601.42	4
27th FLOOR	619.77		619.77	4
28th FLOOR	601.42		601.42	4
29th FLOOR	601.42		601.42	4
30th FLOOR	601.42		601.42	4
31st FLOOR	601.42		601.42	4
32nd FLOOR	601.42		601.42	4
33rd FLOOR	601.42		601.42	4
34th FLOOR	601.42		601.42	4

THE LANDLENS SUITE

Eight ways to know a piece of land before you pay for it.

This report covers one part of the picture. These cover the rest, drawn from the same government records, for any property in Tamil Nadu.

LandLens One
Ask anything about a property and get an answer grounded in live government records, with the sources shown.
/landlens/one

Verify My Land
Every record check run on one property and returned as a single report.
/landlens/verify-my-land

Legal Opinion
An advocate's written opinion on the title, built on the records we pull for it.
/landlens

One Map
Every layer on one map: the parcel, its boundary, zoning, water bodies and what sits around it.
/landlens/one/map

PriceMap
What land actually changed hands for around this plot, taken from the registered deeds.
/landlens/pricemap

Build Scope
What you are allowed to build here: floor space, height, coverage and setbacks.
/landlens/build-scope

Property Tracker
Watch a property and hear about it when something new is registered against it.
/landlens/property-tracker

Deal Room
Run the transaction in one place: documents, stamping, signatures and the parties.
/landlens/deal-room

FREE TOOLS · NO ACCOUNT NEEDED

Twenty-four checks you can run yourself, at no cost.

Records and verification

The registers themselves, read for you.

- Encumbrance Certificate
- Patta and Chitta
- Field Measurement Sketch
- EC Analyzer
- Bank charge check
- Court case search
- Seller background check
- Approval check by survey

Value and duty

What it is worth and what it costs to register.

- Guideline value by street
- Guideline value by survey
- Stamp duty and registration fees
- Capital gains
- Floor space index
- Area unit converter

Zoning and land use

What the plan says can happen on this land.

- Land use zone finder
- CMDA land use check
- Coastal regulation zone
- Master plan check
- Water bodies finder
- Airport height clearance

Registers and directories

Who holds it, and which office keeps the record.

- Find your registering office
- Temple property check
- Waqf property check
- RERA register

Every free tool
/tools

Services we run for you
/services

The LandLens suite
/landlens/one

Verified RealEstate™

Every claim in this document traces back to a government record.

- Legal opinions, due diligence and title verification
- Building plan, layout and sub-division approvals
- Completion and occupancy certificates, regularisation
- Escrow, negotiation and NRI property management
- Land survey, soil testing, architecture and construction

Verified RealEstate
3/350/2 Mettukuppam,
OMR Thoraipakkam,
Chennai 600 097, India
hello@verified.realestate
+91 9996 12 9996

Prepared from the registers named on the page each finding sits on. Where a register could not be read, this document says so in its place rather than leaving the gap to be read as a clean result.