PP APPROVAL RECORD

Planning Permission

Survey 585/1A2A1 and 8 more

Padur panchayat and, wn and Country Planning Office Thiruporur taluk

Chengalpattu district, Tamil Nadu

APPROVAL TYPE
Building Plan

ISSUING AUTHORITY
DTCP

The approval as the planning authority issued it, reproduced in full behind this page.

An approval speaks to what was sanctioned, not to what was built. Completion is a separate record.

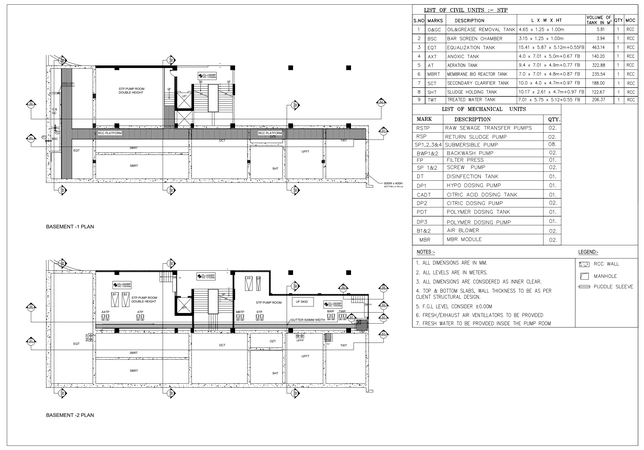

LIST OF CIVIL UNITS :- STP

S.NO	MARKS	DESCRIPTION	L X W X HT	VOLUME OF TANK IN M³	QTY	MOC
1	O&GC	OIL&GREASE REMOVAL TANK	4.65 x 1.25 x 1.00m	5.81	1	RCC
2	BSC	BAR SCREEN CHAMBER	3.15 x 1.25 x 1.00m	3.94	1	RCC
3	EQT	EQUALIZATION TANK	15.41 x 5.87 x 5.13m+0.55FB	463.14	1	RCC
4	AXT	ANOXIC TANK	4.0 x 7.01 x 5.0m+0.67 FB	140.20	1	RCC
5	AT	AERATION TANK	8.4 x 7.01 x 4.9m+0.77 FB	322.88	1	RCC
6	MBRT	MEMBRANE BIO REACTOR TANK	7.0 x 7.01 x 4.8m+0.87 FB	235.54	1	RCC
7	SCT	SECONDARY CLARIFIER TANK	10.0 x 4.0 x 4.7m+0.87 FB	188.00	1	RCC
8	SHT	SLUDGE HOLDING TANK	10.17 x 2.61 x 4.7m+0.97 FB	122.67	1	MSC
9	TWT	TREATED WATER TANK	7.01 x 5.75 x 5.12+0.55 FB	206.37	1	RCC

LIST OF MECHANICAL UNITS

MARK	DESCRIPTION	QTY.
RSTP	RAW SEWAGE TRANSFER PUMPS	02.
RSP	RETURN SLUDGE PUMP	02.
SP1,2,3&4	SUBMERSIBLE PUMP	08.
BWP1&2	BACKWASH PUMP	02.
FP	FILTER PRESS	01.
SP 1&2	SCREW PUMP	02.
DT	DISINFECTION TANK	01.
DP1	HYPO DOSING PUMP	01.
CAST	CITRIC ACID DOSING TANK	01.
DP2	CITRIC DOSING PUMP	02.
PDT	POLYMER DOSING TANK	01.
DP3	POLYMER DOSING PUMP	01.
B1&2	AIR BLOWER	02.
MBR	MBR MODULE	02.

NOTES :-
1. ALL DIMENSIONS ARE IN MM.
2. ALL LEVELS ARE IN METERS.
3. ALL DIMENSIONS ARE CONSIDERED AS INNER CLEAR.
4. TOP & BOTTOM SLABS, WALL THICKNESS TO BE AS PER CLIENT STRUCTURAL DESIGN.
5. F.G.L LEVEL CONSIDER ±0.00M
6. FRESH/EXHAUST AIR VENTILATORS TO BE PROVIDED
7. FRESH WATER TO BE PROVIDED INSIDE THE PUMP ROOM

LEGEND:
RCC WALL
MANHOLE
PUDDLE SLEEVE

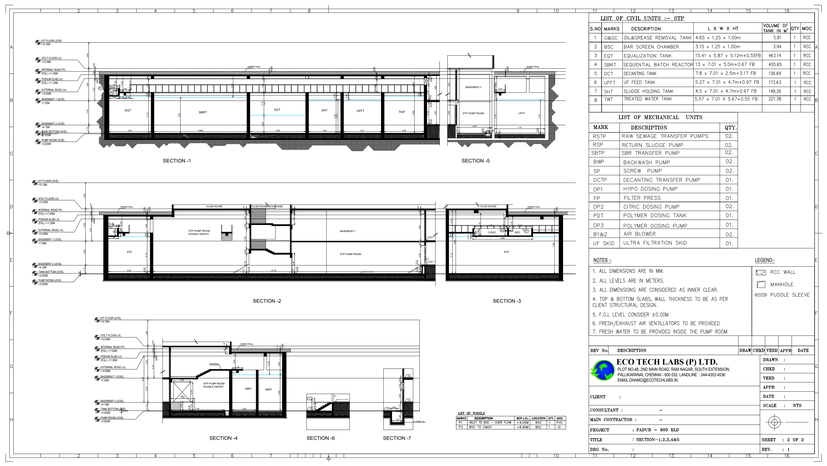

LIST OF CIVIL UNITS :- STP

S.NO	MARKS	DESCRIPTION	L X W X HT	VOLUME OF TANK IN M³	QTY	MOC
1	O&GC	OIL&GREASE REMOVAL TANK	4.65 x 1.25 x 1.00m	5.81	1	RCC
2	BSC	BAR SCREEN CHAMBER	3.15 x 1.25 x 1.00m	3.94	1	RCC
3	EQT	EQUALIZATION TANK	15.41 x 5.87 x 5.13m+0.55FB	463.14	1	RCC
4	SBRT	SEQUENTIAL BATCH REACTOR	13 x 7.01 x 5.0m+0.67 FB	455.65	1	RCC
5	DCT	DECANTING TANK	7.8 x 7.01 x 2.5m+3.17 FB	136.69	1	RCC
6	UFFT	UF FEED TANK	5.27 x 7.01 x 4.7m+0.97 FB	172.63	1	RCC
7	SHT	SLUDGE HOLDING TANK	4.5 x 7.01 x 4.7m+0.97 FB	148.26	1	RCC
8	TWT	TREATED WATER TANK	5.57 x 7.01 x 5.67+0.55 FB	221.35	1	RCC

LIST OF MECHANICAL UNITS

MARK	DESCRIPTION	QTY.
RSTP	RAW SEWAGE TRANSFER PUMPS	02.
RSP	RETURN SLUDGE PUMP	02.
SBTP	SBR TRANSFER PUMP	02.
BWP	BACKWASH PUMP	02.
SP	SCREW PUMP	02.
DCTP	DECANTING TRANSFER PUMP	01.
DP1	HYPO DOSING PUMP	01.
FP	FILTER PRESS	01.
DP2	CITRIC DOSING PUMP	02.
PDT	POLYMER DOSING TANK	01.
DP3	POLYMER DOSING PUMP	01.
B1&2	AIR BLOWER	02.
UF SKID	ULTRA FILTRATION SKID	01.

NOTES :-
1. ALL DIMENSIONS ARE IN MM.
2. ALL LEVELS ARE IN METERS.
3. ALL DIMENSIONS ARE CONSIDERED AS INNER CLEAR.
4. TOP & BOTTOM SLABS, WALL THICKNESS TO BE AS PER CLIENT STRUCTURAL DESIGN.
5. F.G.L LEVEL CONSIDER ±0.00M
6. FRESH/EXHAUST AIR VENTILATORS TO BE PROVIDED
7. FRESH WATER TO BE PROVIDED INSIDE THE PUMP ROOM

LEGEND:
RCC WALL
MANHOLE
PUDDLE SLEEVE

REV No.	DESCRIPTION	DRAWN	CHKD	VERD	APPR	DATE

ECO TECH LABS (P) LTD.
PLOT NO.48, 2ND MAIN ROAD, RAM NAGAR, SOUTH EXTENSION, PALLIKARANAI, CHENNAI - 600 100. LANDLINE : 044-4351 4339
EMAIL:CHARAS@ECOTECHLABS.IN

CLIENT :
CONSULTANT :
MAIN CONTRACTOR :
PROJECT : PADUR - 900 NOS
TITLE : SECTION - 1,2,3,4&5
DRG No. :
DRAWN :
CHKD :
VERD :
APPR :
DATE :
SCALE : NTS
SHEET : 2 OF 2
REV. : 1

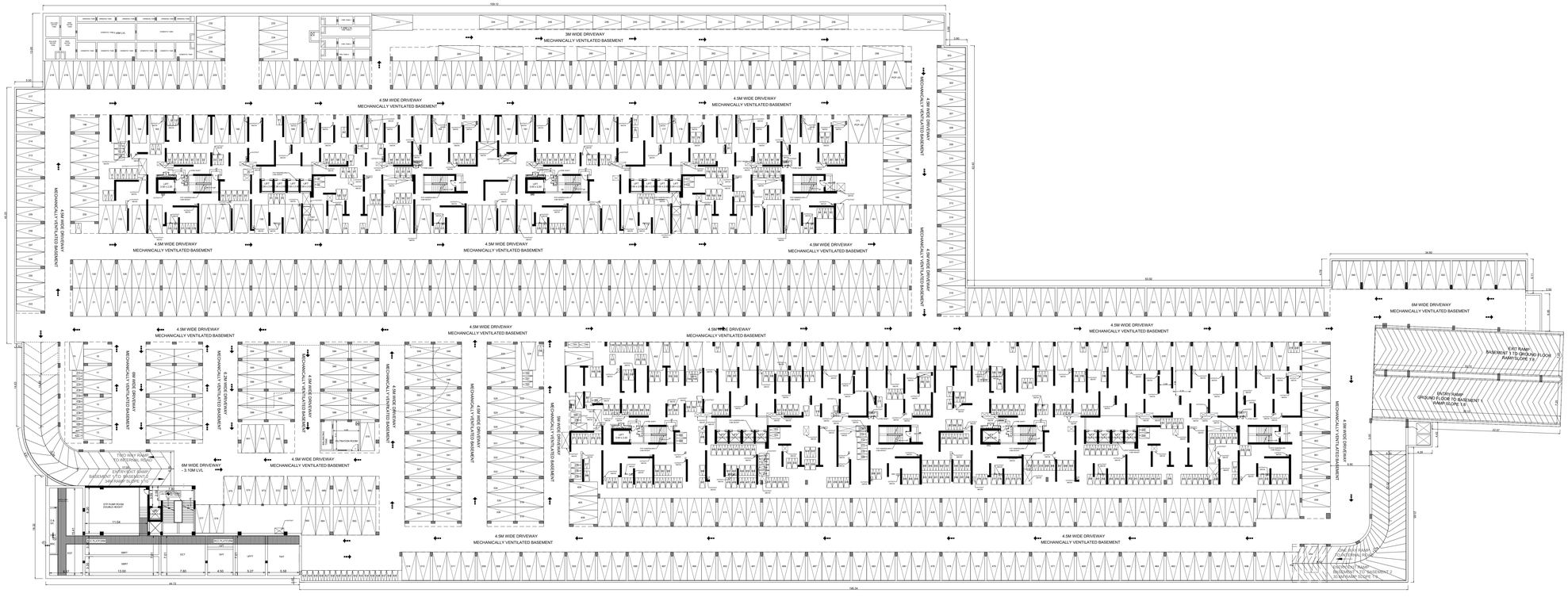

BASEMENT 1 - FLOOR PLAN

BLOCK -1 | SHEET NO: 01 / 08

PLAN SHOWING THE REVISED & PROPOSED CONSTRUCTION OF HIGH RISE (AFFORDABLE RESIDENTIAL HOUSES) GROUP DEVELOPMENT CONSISTS OF COMBINED EXTENDED BASEMENT FLOORS WITH BLOCK-01 (TOWER A & B) 630 DWELLING UNITS (STILT TO 35TH FLOOR), BLOCK-02 (CLUB HOUSE) : GROUND FLOOR + FIRST FLOOR WITH SWIMMING POOL @ GROUND LEVEL, BLOCK-03 (SECURITY CABIN) : GROUND FLOOR, BLOCK-04 (SECURITY CABIN) : GROUND FLOOR,BLOCK-05 (TOWER C & D) 650 DWELLING UNITS (TOWER C : STILT TO 35TH FLOOR & TOWER D : STILT TO 36TH FLOOR) ,COMPRISED IN S.NO. 585/1A2A1, 586/1A, 586/2A, 586/2B, 586/2C, 587, 595/1B1A, 596/1A, 598/1 AT PADUR VILLAGE, THIRUPORUR TALUK, CHENGALPATTU DISTRICT.

NOTE : ALL DIMENSIONS AREA IN METER

SPECIFICATION :

FOUNDATION	:	RCC 1:11/2:3 M25 Concrete Column footing Laid Over sand filling and PCC 1:4:8.
RCC WORK	:	All Column, Beams, Roof Slab, Lintel,& Sunshade are in CC 1:11/2:3(M-25)
BRICKWORK	:	B.W in Basement & Superstructure are in CM 1:5.
JOINERY	:	Joineries are made with Country wood / Enginrred Doors.
WEATHERING COURSE	:	9" x 9" Pressed Tiles laid over the Brick Jelly with Lime mortor and sloped with water proofing compound.
PLASTERING	:	Ceiling plastering with CM 1:3Inside & Outside walls are plastering with CM 1:4.
PAINTING	:	White washing with two coats over the one coat of primer for Ceiling.Colour washing with two coats over one coat of primer for all Walls.

JOINERY SCHEDULE

D1	1.05 x 2.40	DOOR
D2	0.90 x 2.40	DOOR
D3	0.75 x 2.10	DOOR
FD	1.05 x 2.40	DOOR
DD1	1.00 x 2.10	DOOR
DD2	0.75 x 2.10	DOOR
W1	2.45 x 1.85	WINDOW
W2	1.85 x 1.85	WINDOW
W3	2.00 x 1.85	WINDOW
W4	1.85 x 1.85	WINDOW
W5	1.80 x 1.85	WINDOW
W6	1.75 x 1.85	WINDOW
KW1	1.50 x 1.50	KITCHEN WINDOW
SD1/W	2.10 x 2.35	SLIDING DOOR / WINDOW
SD2/W	2.05 x 2.35	SLIDING DOOR / WINDOW
SD3/W	2.00 x 2.35	SLIDING DOOR / WINDOW
SD7/W	1.50 x 2.35	SLIDING DOOR / WINDOW
V	0.60 x 0.90	VENTILATOR
RS1	2.40 x 2.35	ROLLING SHUTTER

COLOUR INDEX :

PROPOSED	
BOUNDARY	
ROAD	
DRIVEWAY	

REFERENCE :

SCALE : 1:100
DATE : 06 AUG 2026

N E S W

MECHANICAL VENTILATION AND FIRE PROTECTION SYSTEM PROVIDED FOR ENTIRE BUILDING

APPLICANT :

ARCHITECT / REGISTERED ENGINEER :

Dhinesh I Architect
CA / 2009 / 43967
10/1, 2nd Street, Kasthuribai Nagar,
Adyar, Chennai - 600 054.
dhinesh.architect@gmail.com

REGISTERED STRUCTURAL ENGINEER :

IRFAN NOOR AHMED SHAIKH, M.E(Struct.)
Registered Structural Engineer Grade-I (SE)
District Town and Country Planning
Registered No: COLDIST/SE/Gr-I/2024/05/023
98/1, Iya Street, Chinnakkut, Chennai - 600 002.
Mobile : +91 9884043123
Email : irfan.shaikh@designwerkz.in

VEHICULAR RAMP - 1

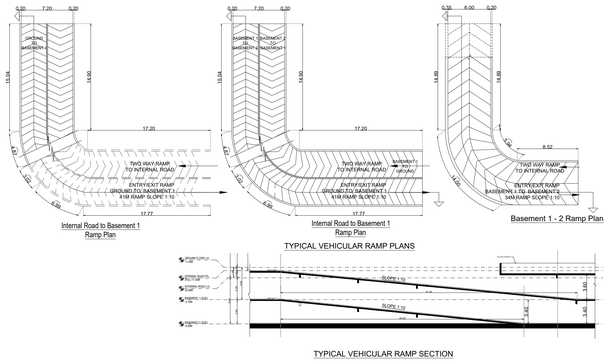

TYPICAL VEHICULAR RAMP PLANS

TYPICAL VEHICULAR RAMP SECTION

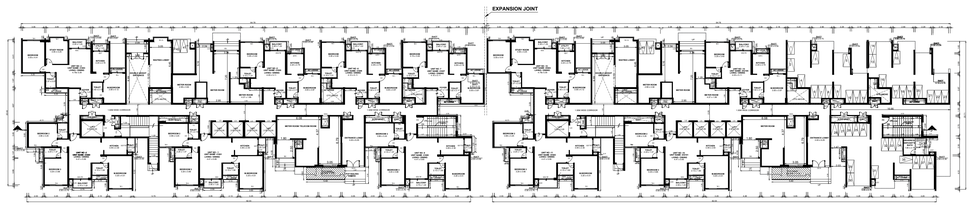

TOWER -C **TOWER -D**

BLOCK 5
TOWER C AND D
GROUND FLOOR PLAN

VEHICULAR RAMP - 3

Basement -1 Floor to Basement - 2 floor

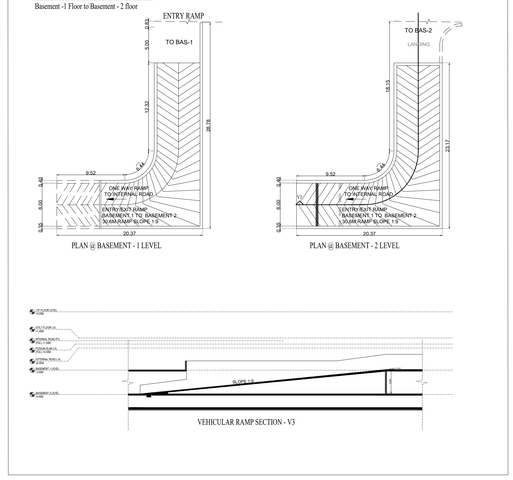

BASEMENT - 2 FLOOR PLAN

BLOCK -1	SHEET NO: 02 / 08

PLAN SHOWING THE REVISED & PROPOSED CONSTRUCTION OF HIGH RISE (AFFORDABLE RESIDENTIAL HOUSES) GROUP DEVELOPMENT CONSISTS OF COMBINED EXTENDED BASEMENT FLOORS WITH BLOCK-01 (TOWER A & B) 630 DWELLING UNITS (STILT TO 35TH FLOOR), BLOCK-02 (CLUB HOUSE) : GROUND FLOOR + FIRST FLOOR WITH SWIMMING POOL @ GROUND LEVEL, BLOCK-03 (SECURITY CABIN) : GROUND FLOOR, BLOCK-04 (SECURITY CABIN) : GROUND FLOOR,BLOCK-05 (TOWER C & D) 650 DWELLING UNITS (TOWER C : STILT TO 35TH FLOOR & TOWER D : STILT TO 36TH FLOOR) ,COMPRISED IN S.NO. 585/1A2A1, 586/1A, 586/2A, 586/2B, 586/2C, 587, 595/1B1A, 596/1A, 598/1 AT PADUR VILLAGE, THIRUPORUR TALUK, CHENGALPATTU DISTRICT.

NOTE : ALL DIMENSIONS AREA IN METER

SPECIFICATION :

FOUNDATION	:	RCC 1:11/2:3 M25 Concrete Column footing Laid Over sand filling and PCC 1:4:8.
RCC WORK	:	All Column, Beams, Roof Slab, Lintel,& Sunshade are in CC 1:11/2:3(M-25)
BRICKWORK	:	B.W in Basement & Superstructure are in CM 1:5.
JOINERY	:	Joineries are made with Country wood / Enginrred Doors.
WEATHERING COURSE	:	9" x 9" Pressed Tiles laid over the Brick Jelly with Lime mortor and sloped with water proofing compound.
PLASTERING	:	Ceiling plastering with CM 1:3Inside & Outside walls are plastering with CM 1:4.
PAINTING	:	White washing with two coats over the one coat of primer for Ceiling.Colour washing with two coats over one coat of primer for all Walls.

JOINERY SCHEDULE

D1	1.05 x 2.40	DOOR
D2	0.90 x 2.40	DOOR
D3	0.75 x 2.10	DOOR
FD	1.05 x 2.40	DOOR
DD1	1.00 x 2.10	DOOR
DD2	0.75 x 2.10	DOOR
W1	2.45 x 1.85	WINDOW
W2	1.85 x 1.85	WINDOW
W3	2.00 x 1.85	WINDOW
W4	1.85 x 1.85	WINDOW
W5	1.80 x 1.85	WINDOW
W6	1.75 x 1.85	WINDOW
KW1	1.50 x 1.50	KITCHEN WINDOW
SD1/W	2.10 x 2.35	SLIDING DOOR / WINDOW
SD2/W	2.05 x 2.35	SLIDING DOOR / WINDOW
SD3/W	2.00 x 2.35	SLIDING DOOR / WINDOW
SD7/W	1.50 x 2.35	SLIDING DOOR / WINDOW
V	0.60 x 0.90	VENTILATOR
RS1	2.40 x 2.35	ROLLING SHUTTER

COLOUR INDEX :

PROPOSED	
BOUNDARY	
ROAD	
DRIVEWAY	

REFERENCE :

SCALE : 1:100

DATE : 06 AUG 2026

E N S W

MECHANICAL VENTILATION AND FIRE PROTECTION SYSTEM PROVIDED FOR ENTIRE BUILDING

APPLICANT :

ARCHITECT / REGISTERED ENGINEER :

Dhinesh T Architect
CA / 2009 / 43967
10/1, 2nd Street, Kasthuribai Nagar,
Avadi, Chennai - 600 054.
dhinesh.architect@gmail.com

REGISTERED STRUCTURAL ENGINEER :

IRFAN NOOR AHMED SHAIKH, M.E(Struct.)
Registered Structural Engineer Grade-I (SE)
District Town and Country Planning
Registered No: CGLDIST/SE/Gr-I/2024/05/003
88/1, Iye Street, Chindadipet, Chennai - 600 002.
Mobile : +91 9600433123
Email : irfan.shaikh@designwerkz.in

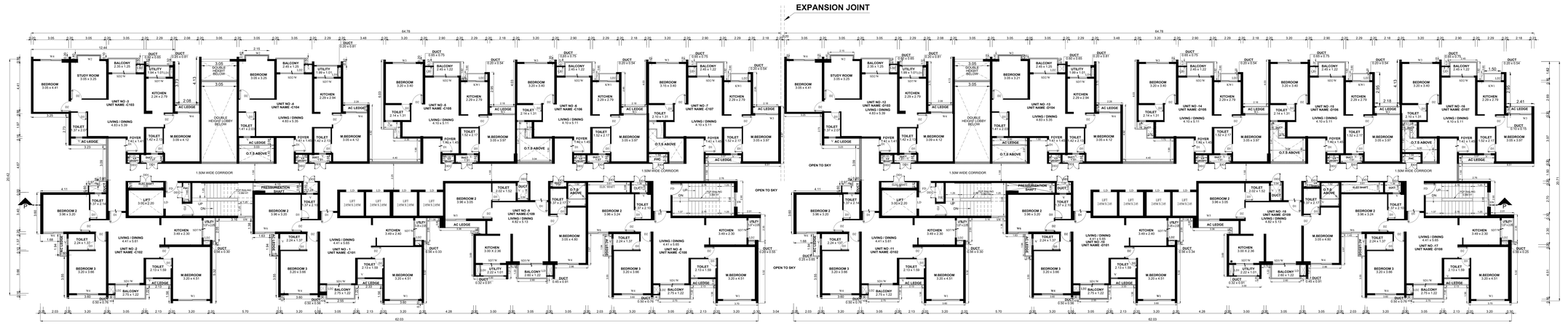

TOWER -C

TOWER C AND D
FIRST FLOOR PLAN

TOWER -D

FIRST FLOOR PLAN
TOWER C AND D

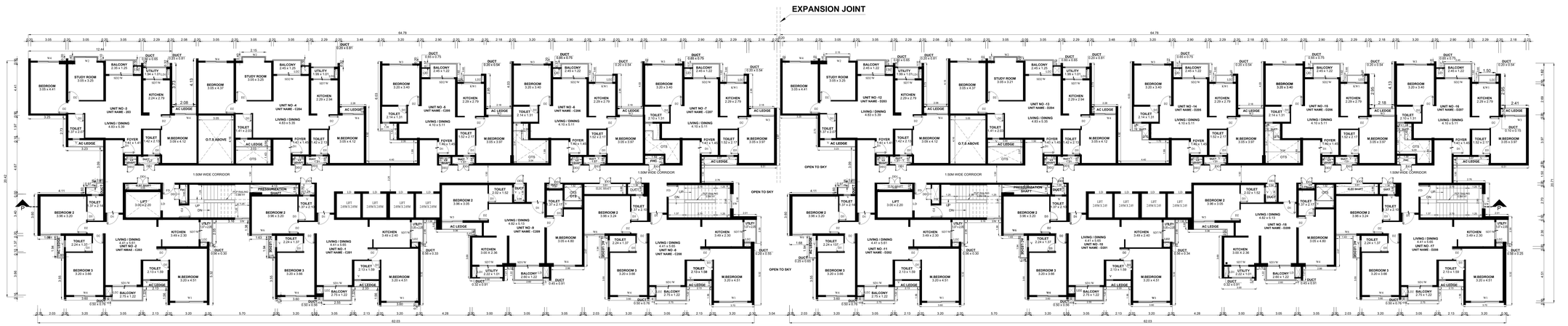

TOWER -C

TOWER C AND D
SECOND FLOOR PLAN

TOWER -D

BLOCK -5	SHEET NO: 03/ 08

PLAN SHOWING THE REVISED & PROPOSED CONSTRUCTION OF HIGH RISE (AFFORDABLE RESIDENTIAL HOUSES) GROUP DEVELOPMENT CONSISTS OF COMBINED EXTENDED BASEMENT FLOORS WITH BLOCK-01 (TOWER A & B) 630 DWELLING UNITS (STILT TO 35TH FLOOR), BLOCK-02 (CLUB HOUSE) : GROUND FLOOR + FIRST FLOOR WITH SWIMMING POOL @ GROUND LEVEL, BLOCK-03 (SECURITY CABIN) : GROUND FLOOR, BLOCK-04 (SECURITY CABIN) : GROUND FLOOR,BLOCK-05 (TOWER C & D) 650 DWELLING UNITS (TOWER C : STILT TO 35TH FLOOR & TOWER D : STILT TO 36TH FLOOR) ,COMPRISED IN S.NO. 585/1A2A1, 586/1A, 586/2A, 586/2B, 586/2C, 587, 595/1B1A, 596/1A, 598/1 AT PADUR VILLAGE, THIRUPORUR TALUK, CHENGALPATTU DISTRICT.

NOTE : ALL DIMENSIONS AREA IN METER

SPECIFICATION :

FOUNDATION	: RCC 1:11/2:3 M25 Concrete Column footing Laid Over sand filling and PCC 1:4:8.
RCC WORK	: All Column, Beams, Roof Slab, Lintel,& Sunshade are in CC 1:11/2:3(M-25)
BRICKWORK	: B.W in Basement & Superstructure are in CM 1:5.
JOINERY	: Joineries are made with Country wood / Enginrred Doors.
WEATHERING COURSE	: 9" x 9" Pressed Tiles laid over the Brick Jelly with Lime mortor and sloped with water proofing compound.
PLASTERING	: Ceiling plastering with CM 1:3inside & Outside walls are plastering with CM 1:4.
PAINTING	: White washing with two coats over the one coat of primer for Ceiling.Colour washing with two coats over one coat of primer for all Walls.

JOINERY SCHEDULE

D1	1.05 x 2.40	DOOR
D2	0.90 x 2.40	DOOR
D3	0.75 x 2.10	DOOR
FD	1.05 x 2.40	DOOR
DD1	1.00 x 2.10	DOOR
DD2	0.75 x 2.10	DOOR
W1	2.45 x 1.85	WINDOW
W2	1.85 x 1.85	WINDOW
W3	2.00 x 1.85	WINDOW
W4	1.85 x 1.85	WINDOW
W5	1.80 x 1.85	WINDOW
W6	1.75 x 1.85	WINDOW
SW	1.25 x 1.85	WINDOW
KW1	1.50 x 1.50	KITCHEN WINDOW
SD1/W	2.10 x 2.35	SLIDING DOOR / WINDOW
SD2/W	2.05 x 2.35	SLIDING DOOR / WINDOW
SD3/W	2.00 x 2.35	SLIDING DOOR / WINDOW
SD7/W	1.50 x 2.35	SLIDING DOOR / WINDOW
V	0.60 x 0.90	VENTILATOR

COLOUR INDEX :

PROPOSED
BOUNDARY
ROAD
DRIVEWAY

REFERENCE :

SCALE : 1:100
DATE : 06 AUG 2026

E N S W

MECHANICAL VENTILATION AND FIRE PROTECTION SYSTEM PROVIDED FOR ENTIRE BUILDING

APPLICANT :

ARCHITECT / REGISTERED ENGINEER :

Dhinesh Architect
CA / 2009 / 43967
10/1, 2nd Street, Kasthuribai Nagar,
Avadi, Chennai - 600 054.
dhinesh.architect@gmail.com

REGISTERED STRUCTURAL ENGINEER :

IRFAN NOOR AHMED SHAIKH, M.E(Struct.)
Registered Structural Engineer Grade-1(SE)
District Town and Country Planning
Registered No: CGLDIST/SE/GI-1/2024/051003
88/1, Iya Street, Chintadripet, Chennai - 600 002.
Mobile : +91 9900433123
Email : irfan.shaikh@designwerkz.in

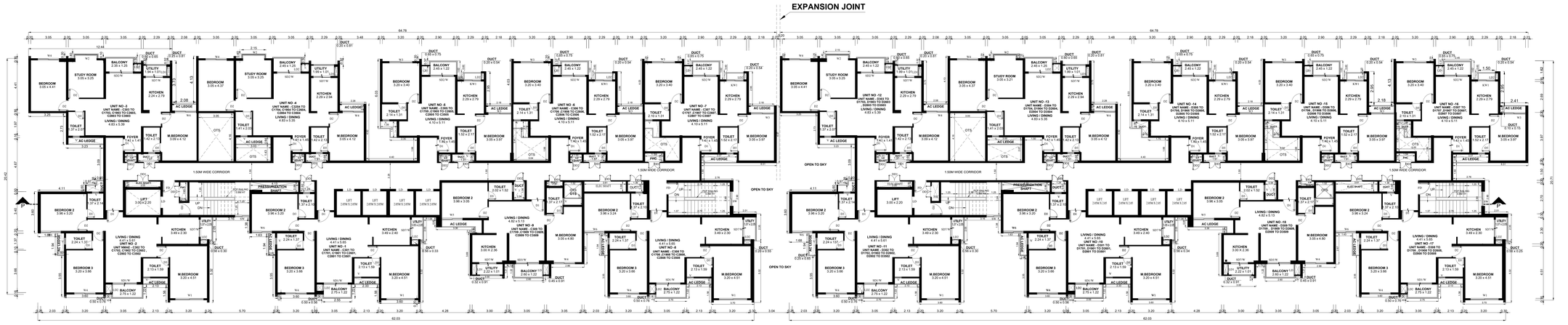

TOWER -C

TOWER C AND D
TYPICAL FLOOR PLAN
3,4,5,6,7,8,9,10,11,12,13,14,15,16,17,19,20,21,22,23,24,25,26,28,29,30,31,32,33,34,35

TOWER -D

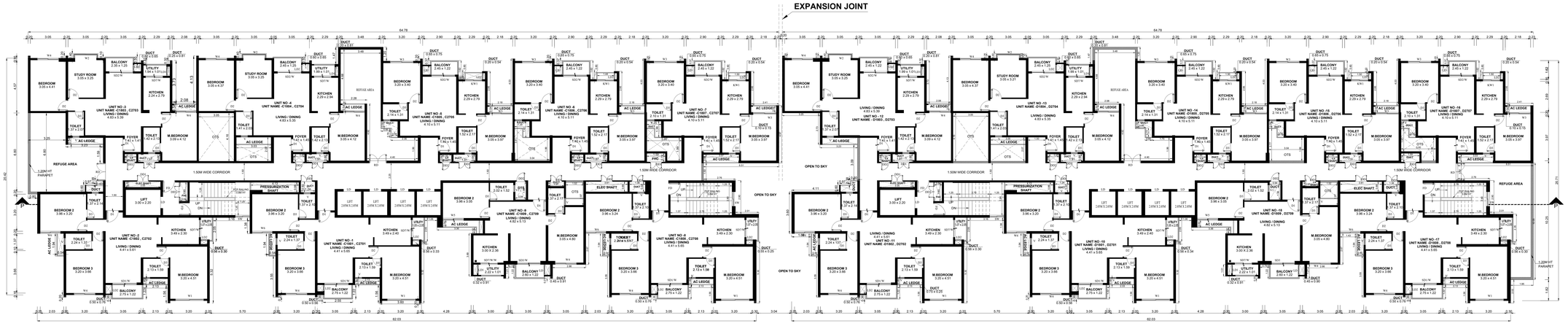

TOWER -C

TOWER C AND D
TYPICAL FLOOR PLAN
18 & 27 (REFUGE AREA)

TOWER -D

BLOCK -5 | SHEET NO: 04/ 08

PLAN SHOWING THE REVISED & PROPOSED CONSTRUCTION OF HIGH RISE (AFFORDABLE RESIDENTIAL HOUSES) GROUP DEVELOPMENT CONSISTS OF COMBINED EXTENDED BASEMENT FLOORS WITH BLOCK-01 (TOWER A & B) 630 DWELLING UNITS (STILT TO 35TH FLOOR), BLOCK-02 (CLUB HOUSE) : GROUND FLOOR + FIRST FLOOR WITH SWIMMING POOL @ GROUND LEVEL, BLOCK-03 (SECURITY CABIN) : GROUND FLOOR, BLOCK-04 (SECURITY CABIN) : GROUND FLOOR,BLOCK-05 (TOWER C & D) 650 DWELLING UNITS (TOWER C : STILT TO 35TH FLOOR & TOWER D : STILT TO 36TH FLOOR) ,COMPRISED IN S.NO. 585/1A2A1, 586/1A, 586/2A, 586/2B, 586/2C, 587, 595/1B1A, 596/1A, 598/1 AT PADUR VILLAGE, THIRUPORUR TALUK, CHENGALPATTU DISTRICT.

NOTE : ALL DIMENSIONS AREA IN METER

SPECIFICATION :

FOUNDATION	: RCC 1:11/2:3 M25 Concrete Column footing Laid Over sand filling and PCC 1:4:8.
RCC WORK	: All Column, Beams, Roof Slab, Lintel,& Sunshade are in CC 1:11/2:3(M-25)
BRICKWORK	: B.W in Basement & Superstructure are in CM 1:5.
JOINERY	: Joineries are made with Country wood / Enginmed Doors.
WEATHERING COURSE	: 9" x 9" Pressed Tiles laid over the Brick Jelly with Lime mortor and sloped with water proofing compound.
PLASTERING	: Ceiling plastering with CM 1:3Inside & Outside walls are plastering with CM 1:4.
PAINTING	: White washing with two coats over the one coat of primer for Ceiling.Colour washing with two coats over one coat of primer for all Walls.

JOINERY SCHEDULE

D1	1.05 x 2.40	DOOR
D2	0.90 x 2.40	DOOR
D3	0.75 x 2.10	DOOR
FD	1.05 x 2.40	DOOR
DD1	1.00 x 2.10	DOOR
DD2	0.75 x 2.10	DOOR
W1	2.45 x 1.85	WINDOW
W2	1.85 x 1.85	WINDOW
W3	2.00 x 1.85	WINDOW
W4	1.85 x 1.85	WINDOW
W5	1.80 x 1.85	WINDOW
W6	1.75 x 1.85	WINDOW
SW	1.25 x 1.85	WINDOW
KW1	1.50 x 1.50	KITCHEN WINDOW
SD1/W	2.10 x 2.35	SLIDING DOOR / WINDOW
SD2/W	2.05 x 2.35	SLIDING DOOR / WINDOW
SD3/W	2.00 x 2.35	SLIDING DOOR / WINDOW
SD7/W	1.50 x 2.35	SLIDING DOOR / WINDOW
V	0.60 x 0.90	VENTILATOR

COLOUR INDEX :

PROPOSED
BOUNDARY
ROAD
DRIVEWAY

REFERENCE :

SCALE : 1:100
DATE : 06 AUG 2026

E N S W

MECHANICAL VENTILATION AND FIRE PROTECTION SYSTEM PROVIDED FOR ENTIRE BUILDING

APPLICANT :

ARCHITECT / REGISTERED ENGINEER :

Dhinesh Architect
CA / 2009 / 43967
10/I, 2nd Street, Kasthuribai Nagar,
Avadi, Chennai - 600 054.
dhinesh.architect@gmail.com

REGISTERED STRUCTURAL ENGINEER :

IRFAN NOOR AHMED SHAIKH, M.E(Struct.)
Registered Structural Engineer Grade-I (SE)
District Town and Country Planning
Registered No: CGLDIST/SE/Gr-I/2024/05/003
88/1, Iya Street, Chintadripet, Chennai - 600 002.
Mobile : +91 9900433123
Email : irfan.shaikh@designwerkz.in

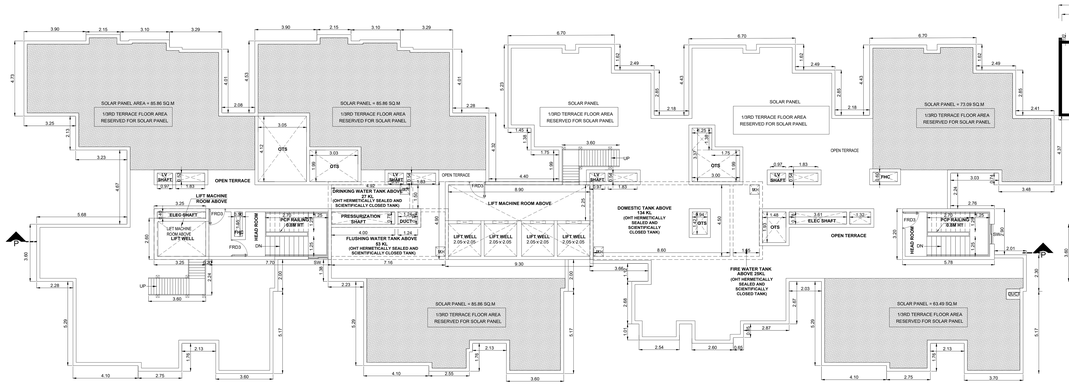

TOWER C
TERRACE FLOOR PLAN

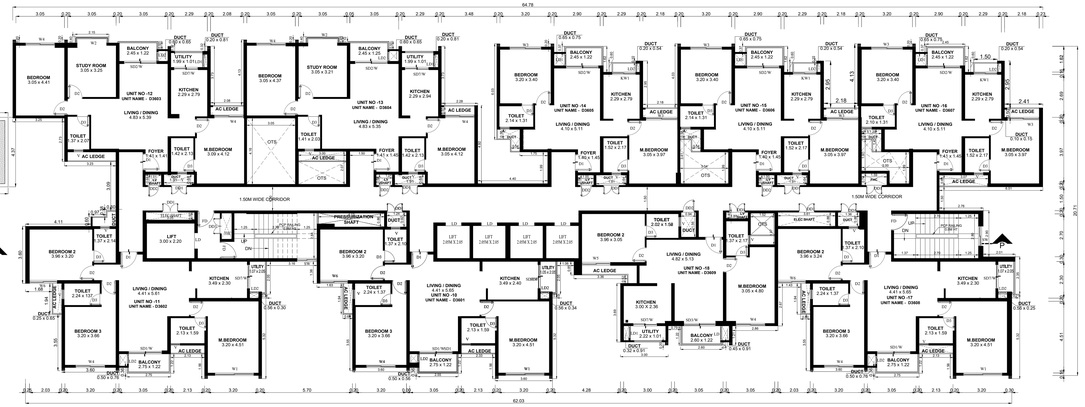

TOWER D
36TH FLOOR PLAN

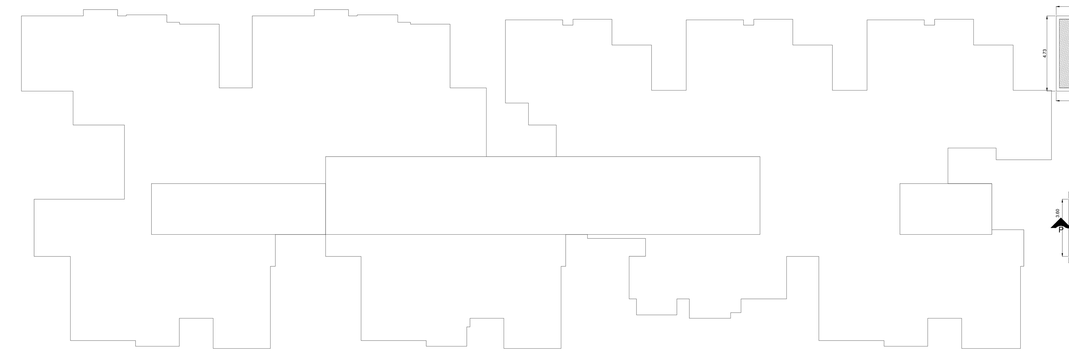

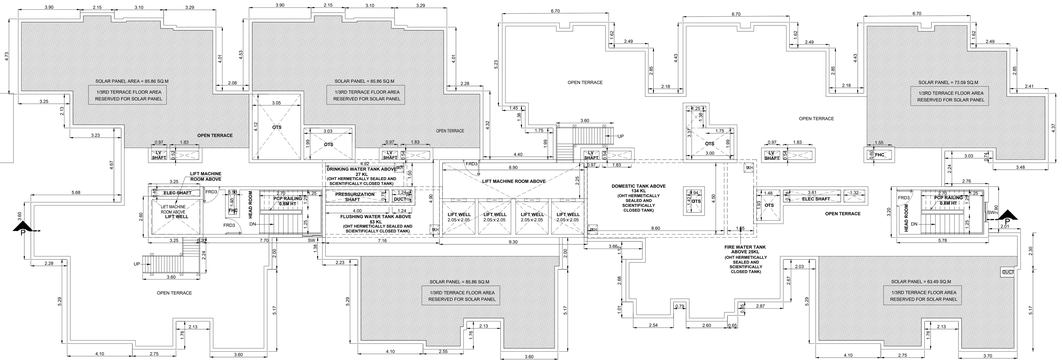

TOWER D
TERRACE FLOOR PLAN

BLOCK -5	SHEET NO: 05 / 08

PLAN SHOWING THE REVISED & PROPOSED CONSTRUCTION OF HIGH RISE (AFFORDABLE RESIDENTIAL HOUSES) GROUP DEVELOPMENT CONSISTS OF COMBINED EXTENDED BASEMENT FLOORS WITH BLOCK-01 (TOWER A & B) 630 DWELLING UNITS (STILT TO 35TH FLOOR), BLOCK-02 (CLUB HOUSE) : GROUND FLOOR + FIRST FLOOR WITH SWIMMING POOL @ GROUND LEVEL, BLOCK-03 (SECURITY CABIN) : GROUND FLOOR, BLOCK-04 (SECURITY CABIN) : GROUND FLOOR,BLOCK-05 (TOWER C & D) 650 DWELLING UNITS (TOWER C : STILT TO 35TH FLOOR & TOWER D : STILT TO 36TH FLOOR) ,COMPRISED IN S.NO. 585/1A2A1, 586/1A, 586/2A, 586/2B, 586/2C, 587, 595/1B1A, 596/1A, 598/1 AT PADUR VILLAGE, THIRUPORUR TALUK, CHENGALPATTU DISTRICT.

NOTE : ALL DIMENSIONS AREA IN METER

SPECIFICATION :

FOUNDATION	:	RCC 1:11/2:3 M25 Concrete Column footing Laid Over sand filling and PCC 1:4:8.
RCC WORK	:	All Column, Beams, Roof Slab, Lintel,& Sunshade are in CC 1:11/2:3(M-25)
BRICKWORK	:	B.W in Basement & Superstructure are in CM 1:5.
JOINERY	:	Joineries are made with Country wood / Enginnred Doors.
WEATHERING COURSE	:	9" x 9" Pressed Tiles laid over the Brick Jelly with Lime mortor and sloped with water proofing compound.
PLASTERING	:	Ceiling plastering with CM 1:3Inside & Outside walls are plastering with CM 1:4.
PAINTING	:	White washing with two coats over the one coat of primer for Ceiling Colour washing with two coats over one coat of primer for all Walls.

JOINERY SCHEDULE

D1	1.05 x 2.40	DOOR
D2	0.90 x 2.40	DOOR
D3	0.75 x 2.10	DOOR
FD	1.05 x 2.40	DOOR
DD1	1.00 x 2.10	DOOR
DD2	0.75 x 2.10	DOOR
W1	2.45 x 1.85	WINDOW
W2	1.85 x 1.85	WINDOW
W3	2.00 x 1.85	WINDOW
W4	1.85 x 1.85	WINDOW
W5	1.80 x 1.85	WINDOW
W6	1.75 x 1.85	WINDOW
SW	1.25 x 1.85	WINDOW
KW1	1.50 x 1.50	KITCHEN WINDOW
SD1/W	2.10 x 2.35	SLIDING DOOR / WINDOW
SD2/W	2.05 x 2.35	SLIDING DOOR / WINDOW
SD3/W	2.00 x 2.35	SLIDING DOOR / WINDOW
SD7/W	1.50 x 2.35	SLIDING DOOR / WINDOW
V	0.60 x 0.90	VENTILATOR

COLOUR INDEX :

PROPOSED
BOUNDARY
ROAD
DRIVEWAY

REFERENCE :

SCALE : 1:100
DATE : 06 AUG 2026

E N S W

MECHANICAL VENTILATION AND FIRE PROTECTION SYSTEM PROVIDED FOR ENTIRE BUILDING

APPLICANT :

ARCHITECT / REGISTERED ENGINEER :

Dhinesh I Architect
CA / 2009 / 43967
10/1, 2nd St reet, Kasthurbai Nagar,
Avadi, Chennai - 600 054.
dhinesh.architect@gmail.com

REGISTERED STRUCTURAL ENGINEER :

IRFAN NOOR AHMED SHAIKH, M.E(Struct.)
Registered Structural Engineer Grade-I (SE)
District Town and Country Planning
Registered No: CGLDSTSE/EG-I/2024/06/003
98/1, Iya Street, Chintadripet, Chennai - 600 002.
Mobile : +91 9940433123
Email : irfan..shaikh@designworkz.in

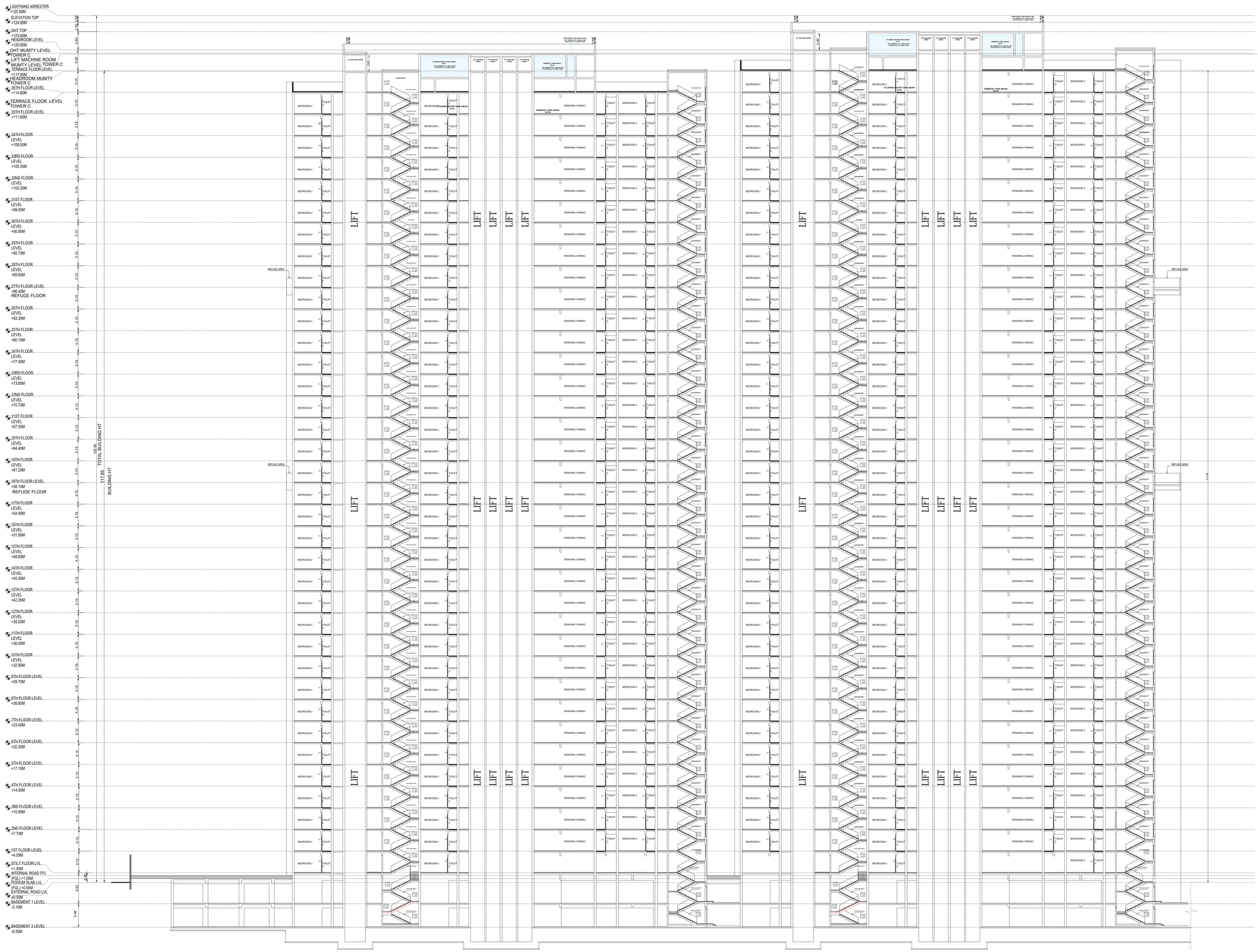

SECTION - P

BLOCK -5	SHEET NO: 06 / 08

PLAN SHOWING THE REVISED & PROPOSED CONSTRUCTION OF HIGH RISE (AFFORDABLE RESIDENTIAL HOUSES) GROUP DEVELOPMENT CONSISTS OF COMBINED EXTENDED BASEMENT FLOORS WITH BLOCK-01 (TOWER A & B) 630 DWELLING UNITS (STILT TO 35TH FLOOR), BLOCK-02 (CLUB HOUSE) : GROUND FLOOR + FIRST FLOOR WITH SWIMMING POOL @ GROUND LEVEL, BLOCK-03 (SECURITY CABIN) : GROUND FLOOR, BLOCK-04 (SECURITY CABIN) : GROUND FLOOR,BLOCK-05 (TOWER C & D) 650 DWELLING UNITS (TOWER C : STILT TO 35TH FLOOR & TOWER D : STILT TO 36TH FLOOR) ,COMPRISED IN S.NO. 585/1A2A1, 586/1A, 586/2A, 586/2B, 586/2C, 587, 595/1B1A, 596/1A, 598/1 AT PADUR VILLAGE, THIRUPORUR TALUK, CHENGALPATTU DISTRICT.

NOTE : ALL DIMENSIONS AREA IN METER

SPECIFICATION :

FOUNDATION	:	RCC 1:11/2:3 M25 Concrete Column footing Laid Over sand filling and PCC 1:4:8.
RCC WORK	:	All Column, Beams, Roof Slab, Lintel,& Sunshade are in CC 1:11/2:3(M-25)
BRICKWORK	:	B.W in Basement & Superstructure are in CM 1:5.
JOINERY	:	Joineries are made with Country wood / Enginrred Doors.
WEATHERING COURSE	:	9" x 9" Pressed Tiles laid over the Brick Jelly with Lime mortor and sloped with water proofing compound.
PLASTERING	:	Ceiling plastering with CM 1:3Inside & Outside walls are plastering with CM 1:4.
PAINTING	:	White washing with two coats over the one coat of primer for Ceiling.Colour washing with two coats over one coat of primer for all Walls.

JOINERY SCHEDULE

D1	1.05 x 2.40	DOOR
D2	0.90 x 2.40	DOOR
D3	0.75 x 2.10	DOOR
FD	1.05 x 2.40	DOOR
DD1	1.00 x 2.10	DOOR
DD2	0.75 x 2.10	DOOR
W1	2.45 x 1.85	WINDOW
W2	1.85 x 1.85	WINDOW
W3	2.00 x 1.85	WINDOW
W4	1.85 x 1.85	WINDOW
W5	1.80 x 1.85	WINDOW
W6	1.75 x 1.85	WINDOW
SW	1.25 x 1.85	WINDOW
KW1	1.50 x 1.50	KITCHEN WINDOW
SD1/W	2.10 x 2.35	SLIDING DOOR / WINDOW
SD2/W	2.05 x 2.35	SLIDING DOOR / WINDOW
SD3/W	2.00 x 2.35	SLIDING DOOR / WINDOW
SD7/W	1.50 x 2.35	SLIDING DOOR / WINDOW
V	0.60 x 0.90	VENTILATOR

COLOUR INDEX :

PROPOSED
BOUNDARY
ROAD
DRIVEWAY

REFERENCE :

SCALE : 1:100
DATE : 06 AUG 2026

E N S W

MECHANICAL VENTILATION AND FIRE PROTECTION SYSTEM PROVIDED FOR ENTIRE BUILDING

APPLICANT :

ARCHITECT / REGISTERED ENGINEER :

Dhinesh I Architect
CA / 2009 / 43967
10/1, 2nd Street, Kasthuribai Nagar,
Avadi, Chennai - 600 054.
dhinesh.architect@gmail.com

REGISTERED STRUCTURAL ENGINEER :

IRFAN NOOR AHMED SHAIKH, M.E(Struct.)
Registered Structural Engineer Grade-I (SE)
District Town and Country Planning
Registered No: COLDIST/SE I/G-1/2024/057/03
88/1, Iya Street, Chintadripet, Chennai - 600 002.
Mobile : +91 9940433123
E-mail : irfan.shaikh@designwerkz.in

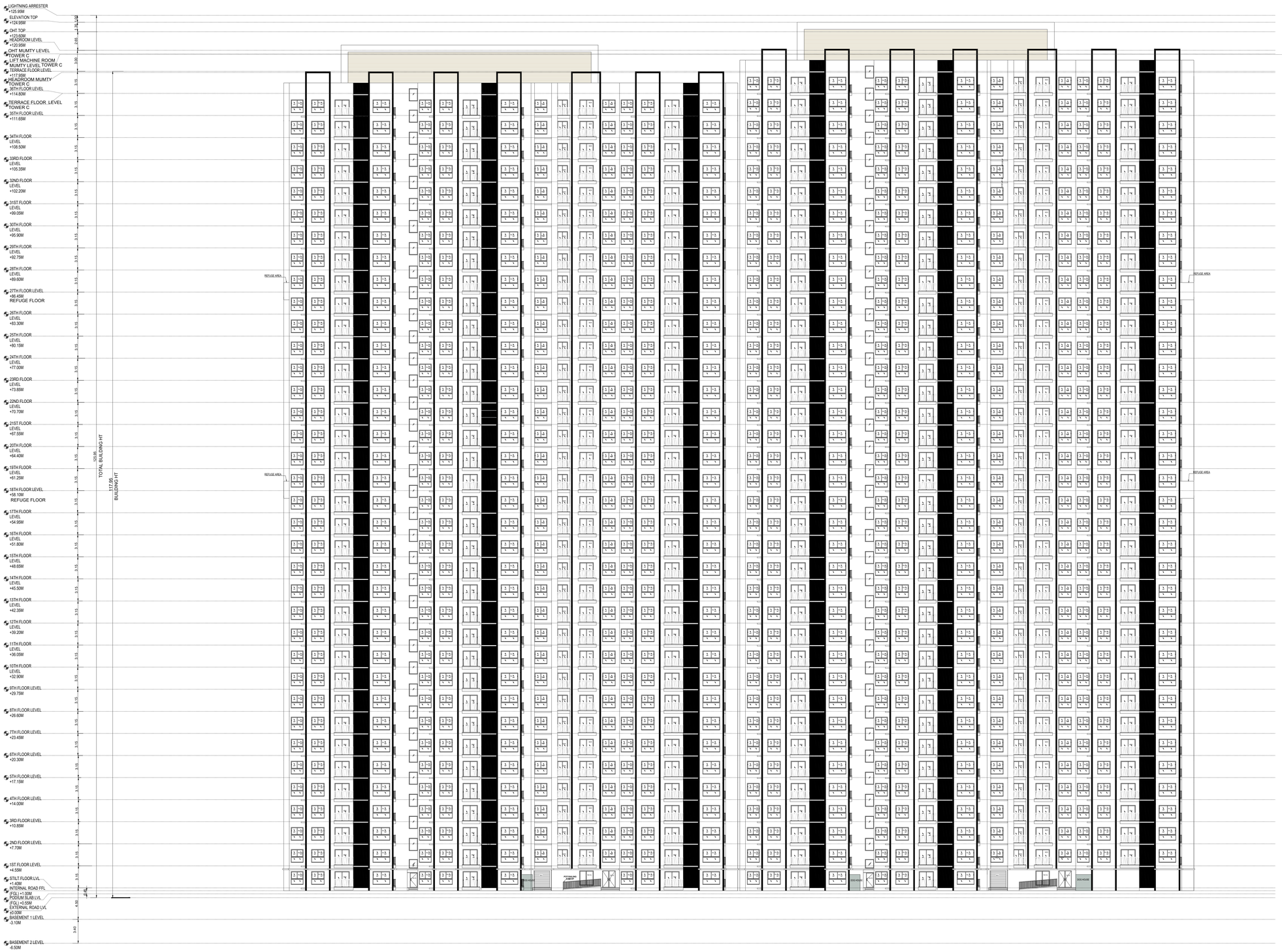

TOWER C AND D
ELEVATION

BLOCK -5	SHEET NO: 07 / 08

PLAN SHOWING THE REVISED & PROPOSED CONSTRUCTION OF HIGH RISE (AFFORDABLE RESIDENTIAL HOUSES) GROUP DEVELOPMENT CONSISTS OF COMBINED EXTENDED BASEMENT FLOORS WITH BLOCK-01 (TOWER A & B) 630 DWELLING UNITS (STILT TO 35TH FLOOR), BLOCK-02 (CLUB HOUSE) : GROUND FLOOR + FIRST FLOOR WITH SWIMMING POOL @ GROUND LEVEL, BLOCK-03 (SECURITY CABIN) : GROUND FLOOR, BLOCK-04 (SECURITY CABIN) : GROUND FLOOR,BLOCK-05 (TOWER C & D) 650 DWELLING UNITS (TOWER C : STILT TO 35TH FLOOR & TOWER D : STILT TO 36TH FLOOR) ,COMPRISED IN S.NO. 585/1A2A1, 586/1A, 586/2A, 586/2B, 586/2C, 587, 595/1B1A, 596/1A, 598/1 AT PADUR VILLAGE, THIRUPORUR TALUK, CHENGALPATTU DISTRICT.

NOTE : ALL DIMENSIONS AREA IN METER

SPECIFICATION :

FOUNDATION	:	RCC 1:11/2:3 M25 Concrete Column footing Laid Over sand filling and PCC 1:4:8.
RCC WORK	:	All Column, Beams, Roof Slab, Lintel,& Sunshade are in CC 1:11/2:3(M-25)
BRICKWORK	:	B.W in Basement & Superstructure are in CM 1:5.
JOINERY	:	Joineries are made with Country wood / Enginrred Doors.
WEATHERING COURSE	:	9" x 9" Pressed Tiles laid over the Brick Jelly with Lime mortor and sloped with water proofing compound.
PLASTERING	:	Ceiling plastering with CM 1:3Inside & Outside walls are plastering with CM 1:4.
PAINTING	:	White washing with two coats over the one coat of primer for Ceiling,Colour washing with two coats over one coat of primer for all Walls.

JOINERY SCHEDULE

D1	1.05 x 2.40	DOOR
D2	0.90 x 2.40	DOOR
D3	0.75 x 2.10	DOOR
FD	1.05 x 2.40	DOOR
DD1	1.00 x 2.10	DOOR
DD2	0.75 x 2.10	DOOR
W1	2.45 x 1.85	WINDOW
W2	1.85 x 1.85	WINDOW
W3	2.00 x 1.85	WINDOW
W4	1.85 x 1.85	WINDOW
W5	1.80 x 1.85	WINDOW
W6	1.75 x 1.85	WINDOW
SW	1.25 x 1.85	WINDOW
KW1	1.50 x 1.50	KITCHEN WINDOW
SD1/W	2.10 x 2.35	SLIDING DOOR / WINDOW
SD2/W	2.05 x 2.35	SLIDING DOOR / WINDOW
SD3/W	2.00 x 2.35	SLIDING DOOR / WINDOW
SD7/W	1.50 x 2.35	SLIDING DOOR / WINDOW
V	0.60 x 0.90	VENTILATOR

COLOUR INDEX :

PROPOSED	
BOUNDARY	
ROAD	
DRIVEWAY	

REFERENCE :

SCALE : 1:100

DATE : 06 AUG 2026

E N S W

MECHANICAL VENTILATION AND FIRE PROTECTION SYSTEM PROVIDED FOR ENTIRE BUILDING

APPLICANT :

ARCHITECT / REGISTERED ENGINEER :

Dhinesh T Architect
CA / 2009 / 43967
10/1, 2nd Street, Kasthuribai Nagar,
Avadi, Chennai - 600 054.
dhinesh.architect@gmail.com

REGISTERED STRUCTURAL ENGINEER :

IRFAN NOOR AHMED SHAIKH, M.E(Struct.)
Registered Structural Engineer Grade-1 (SE)
District Town and Country Planning
Registered No: CGLDIST/SE/Gr-1/2024/05/003
98/1, Iya Street, Chintadipet, Chennai - 600 002.
Mobile : +91 9960433123
Email : irfan.shaikh@designwerkz.in

ALREADY APPROVED - BLOCK-1 TOWER A UNIT AREA

FLOOR NAME	UNIT NO	UNIT NAME	CARPET AREA	DWELLING UNITS AREA	NO OF DWELLING UNITS	CAR PARKING REQUIRED	TWO WHEELER REQUIRED
FIRST FLOOR	1	A101	89.67	102.17	1	1	0
	2	A102	89.64	102.58	1	1	0
	3	A103	82.84	94.48	1	0.5	1
	4	A104	69.24	78.90	1	0.5	1
	5	A105	62.14	73.45	1	0	1
	6	A106	62.2	73.53	1	0	1
	7	A107	62.19	73.80	1	0	1
	8	A108	89.79	102.86	1	1	0
	9	A109	66.6	76.70	1	0.5	1
2ND TO27TH , 29 TO 36TH FLOORS	1	A201 TO A1701,A1901 TO A2601, A2801 TO A3501	89.67	102.17	32	32	0
	2	A202 TO A1702,A1902 TO A2602, A2802 TO A3502	89.64	102.58	32	32	0
	3	A203 TO A1703,A1903 TO A2603, A2803 TO A3503	82.84	94.47	32	16	32
	4	A204 TO A1704,A1904 TO A2604, A2804 TO A3504	82.8	94.23	32	16	32
	5	A205 TO A1705,A1905 TO A2605, A2805 TO A3505	62.14	73.45	32	0	32
	6	A206 TO A1706,A1906 TO A2606, A2806 TO A3506	62.2	73.53	32	0	32
	7	A207 TO A1707,A1907 TO A2607, A2807 TO A3507	62.19	73.80	32	0	32
	8	A208 TO A1708,A1908 TO A2608, A2808 TO A3508	89.79	102.86	32	32	0
	9	A209 TO A1709,A1909 TO A2609, A2809 TO A3509	66.6	76.70	32	16	32
18 TH FLOOR AND 28TH FLOOR	1	A1801 , A2701	89.67	102.17	2	2	0
	2	A1802 , A2702	89.64	102.58	2	2	0
	3	A1803 ,A2703	82.84	94.47	2	1	2
	4	A1804 , A2704	82.8	94.23	2	1	2
	5	A1805 , A2705	62.14	73.45	2	0	2
	6	A1806 , A2706	62.2	73.53	2	0	2
	7	A1807 ,A2707	62.19	73.80	2	0	2
	8	A1808 , A2708	89.79	102.86	2	2	0
	9	A1809 , A2709	66.6	76.70	2	1	2
BLOCK 1 TOWER A TOTAL					315	157.5	210

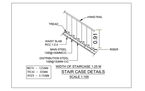

ALREADY APPROVED - BLOCK 1 TOWER B UNIT AREA

FLOOR NAME	UNIT NO	UNIT NAME	CARPET AREA	DWELLING UNITS AREA	NO OF DWELLING UNITS	CAR PARKING REQUIRED	TWO WHEELER REQUIRED
FIRST FLOOR	10	B101	89.67	102.17	1	1	0
	11	B102	89.64	102.58	1	1	0
	12	B103	82.84	94.48	1	0.5	1
	13	B104	69.24	78.90	1	0.5	1
	14	B105	62.14	73.45	1	0	1
	15	B106	62.2	73.53	1	0	1
	16	B107	62.19	73.80	1	0	1
	17	B108	89.79	102.86	1	1	0
	18	B109	66.6	76.70	1	0.5	1
2ND TO27TH , 29 TO 36TH FLOORS	10	B201 TO B1701, B1901 TO B2601, B2801 TO B3501	89.67	102.17	32	32	0
	11	B202 TO B1702,B1902 TO B2602, B2802 TO B3502	89.64	102.58	32	32	0
	12	B203 TO B1703,B1903 TO B2603, B2803 TO B3503	82.84	94.47	32	16	32
	13	B204 TO B1704,B1904 TO B2604, B2804 TO B3504	82.8	94.23	32	16	32
	14	B205 TO B1705, B1905 TO B2605, B2805 TO B3505	62.14	73.45	32	0	32
	15	B206 TO B1706, B1906 TO B2606, B2806 TO B3506	62.2	73.53	32	0	32
	16	B207 TO B1707, B1907 TO B2607, B2807 TO B3507	62.19	73.80	32	0	32
	17	B208 TO B1708, B1908 TO B2608, B2808 TO B3508	89.79	102.86	32	32	0
	18	B209 TO B1709, B1909 TO B2609, B2809 TO B3509	66.6	76.70	32	16	32
18 TH FLOOR AND 28TH FLOOR	10	B1801, B2701	89.67	102.17	2	2	0
	11	B1802, B2702	89.64	102.58	2	2	0
	12	B1803, B2703	82.84	94.47	2	1	2
	13	B1804, B2704	82.8	94.23	2	1	2
	14	B1805, B2705	62.14	73.45	2	0	2
	15	B1806, B2706	62.2	73.53	2	0	2
	16	B1807, B2707	62.19	73.80	2	0	2
	17	B1808, B2708	89.79	102.86	2	2	0
	18	B1809, B2709	66.6	76.70	2	1	2
BLOCK 1 TOWER B TOTAL					323	157.5	220
GRAND TOTAL					638	315	430

ALREADY APPROVED & PROPOSED PARKING REQUIRED DETAILS

PARKING CATEGORY	DWELLING UNITS	CARS REQUIRED	TWO WHEELERS REQUIRED
RESIDENTIAL FROM 50 TO 75	427	0	427
RESIDENTIAL FROM 75 TO 100	425	212.5	425
RESIDENTIAL >100	428	428	0
VISITOR'S PARKING 10%	0	64	85
CLUB HOUSE AREA - 1915.34 SQ.M CAR SPACE FOR EVERY 100 SQ.M.	0	20	0
TOTAL	1280	725	937

PARKING STATMENT	REQUIRED		PROVIDED	
CAR PARKING	576	641	1262	1326
PCP PARKING (10% OF REQ PARKING)	64		64	
10% VISITOR'S PARKING	58		58	
PCP PARKING (10% OF REQ PARKING)	6	64	6	64
RESIDENTIAL CAR PARKING		705	1390	
CLUBHOUSE CAR PARKING	18	20	18	20
PCP PARKING (10% OF REQ PARKING)	2		2	
TOTAL CAR PARKING SLOTS		725	1410	
TWO WHEELERS PARKING		767	846	
PCP PARKING (10% OF PARKING) REQ		85	85	
10% VISITOR'S PARKING		85	85	
TOTAL TWO WHEELER PARKING		937	1016	

ALL CAR & TWO WHEELER PARKING SLOTS WITH EV CHARGING PROVISION

	CAR PARKING SLOTS	PCP CAR PARKING SLOTS	VISITORS PARKING	TOTAL CAR PARKING SLOTS	TWO WHEELER 5
COMBINED BASEMENT PARKING 1	598	3	0	601	450
COMBINED BASEMENT PARKING 2	611	9	0	620	458
STILT PARKING	49	60	76	185	108
TOTAL	1258	72	76	1406	1016

SITE AREA DETAILS	
SURVEY NO.	PATTA EXTENT IN SQ.M
585/1A2A1	4955.00
586/1A	3949.00
586/2A	9450.00
586/2B	4600.00
586/2C	3700.00
587	1100.00
595/1B1A	480.00
596/1A	280.00
598/1	1555.00
TOTAL	30069.00

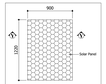

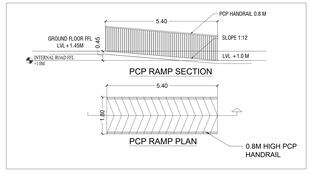

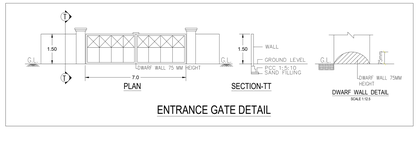



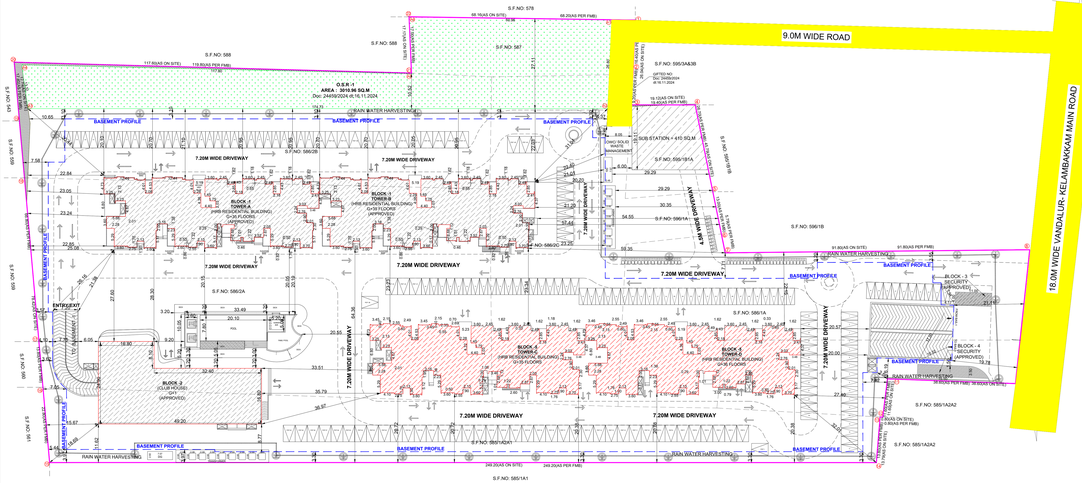

ALREADY APPROVED BUILDING AREA STATEMENT

FLOOR DESCRIPTION	FSI AREA	NON FSI	TOTAL BUILD UP AREA EXCLUDING DEDUCTIONS	DEDUCTION OTS & DUCT	DWELLING UNIT NO	DWELLING UNIT
COMBINED BASEMENT-ALREADY APPROVED						
COMBINED BASEMENT 2	410.56	12201.97	12612.53			
COMBINED BASEMENT 1	27.55	12584.98	12612.53			
SUB TOTAL	**438.11**	**24786.95**	**25225.06**			
BLOCK 1 TOWER A (RESIDENTIAL)- ALREADY APPROVED						
GROUND FLOOR	1078.06	55.9	1133.96	27.67	0	
1 ST FLOOR AREA	972.05	0	972.05	77.15	A101 to A109	9
2 ND FLOOR AREA	985.92	0	985.92	63.54	A201 to A209	9
3 RD FLOOR AREA	985.92	0	985.92	63.54	A301 to A309	9
4 TH FLOOR AREA	985.92	0	985.92	63.54	A401 to A409	9
5 TH FLOOR AREA	985.92	0	985.92	63.54	A501 to A509	9
6 TH FLOOR AREA	985.92	0	985.92	63.54	A601 to A609	9
7 TH FLOOR AREA	985.92	0	985.92	63.54	A701 to A709	9
8 TH FLOOR AREA	985.92	0	985.92	63.54	A801 to A809	9
9 TH FLOOR AREA	985.92	0	985.92	63.54	A901 to A909	9
10 TH FLOOR AREA	985.92	0	985.92	63.54	A1001 to A1009	9
11 TH FLOOR AREA	985.92	0	985.92	63.54	A1101 to A1109	9
12 TH FLOOR AREA	985.92	0	985.92	63.54	A1201 to A1209	9
13 TH FLOOR AREA	985.92	0	985.92	63.54	A1301 to A1309	9
14 TH FLOOR AREA	985.92	0	985.92	63.54	A1401 to A1409	9
15 TH FLOOR AREA	985.92	0	985.92	63.54	A1501 to A1509	9
16 TH FLOOR AREA	985.92	0	985.92	63.54	A1601 to A1609	9
17 TH FLOOR AREA	985.92	0	985.92	63.54	A1701 to A1709	9
18 TH FLOOR AREA(REFUGE AREA)	1051.8	0	1051.8	64.08	A1801 to A1809	9
19 TH FLOOR AREA	985.92	0	985.92	63.54	A1901 to A1909	9
20 TH FLOOR AREA	985.92	0	985.92	63.54	A2001 to A2009	9
21 ST FLOOR AREA	985.92	0	985.92	63.54	A2101 to A2109	9
22 ND FLOOR AREA	985.92	0	985.92	63.54	A2201 to A2209	9
23 RD FLOOR AREA	985.92	0	985.92	63.54	A2301 to A2309	9
24 TH FLOOR AREA	985.92	0	985.92	63.54	A2401 to A2409	9
25 TH FLOOR AREA	985.92	0	985.92	63.54	A2501 to A2509	9
26 TH FLOOR AREA	985.92	0	985.92	63.54	A2601 to A2609	9
27 TH FLOOR AREA(REFUGE AREA)	1051.8	0	1051.8	64.08	A2701 to A2709	9
28 TH FLOOR AREA	985.92	0	985.92	63.54	A2801 to A2809	9
29 TH FLOOR AREA	985.92	0	985.92	63.54	A2901 to A2909	9
30 TH FLOOR AREA	985.92	0	985.92	63.54	A3001 to A3009	9
31 ST FLOOR AREA	985.92	0	985.92	63.54	A3101 to A3109	9
32 ND FLOOR AREA	985.92	0	985.92	63.54	A3201 to A3209	9
33 RD FLOOR AREA	985.92	0	985.92	63.54	A3301 to A3309	9
34 TH FLOOR AREA	985.92	0	985.92	63.54	A3401 to A3409	9
35 TH FLOOR AREA	985.92	0	985.92	63.54	A3501 to A3509	9
TERRACE FLOOR	0	96.93	96.93			
BLOCK 1 TOWER A TOTAL	**35703.15**	**152.83**	**35855.98**	**2266.26**		**315**
BLOCK 1 TOWER B (RESIDENTIAL)- ALREADY APPROVED						
GROUND FLOOR	888.85	251.14	1139.99	27.82	0	
1 ST FLOOR AREA	972.05	0	972.05	77.15	B101 to B109	9
2 ND FLOOR AREA	985.92	0	985.92	63.52	B201 to B209	9
3 RD FLOOR AREA	985.92	0	985.92	63.52	B301 to B309	9
4 TH FLOOR AREA	985.92	0	985.92	63.52	B401 to B409	9
5 TH FLOOR AREA	985.92	0	985.92	63.52	B501 to B509	9
6 TH FLOOR AREA	985.92	0	985.92	63.52	B601 to B609	9
7 TH FLOOR AREA	985.92	0	985.92	63.52	B701 to B709	9
8 TH FLOOR AREA	985.92	0	985.92	63.52	B801 to B809	9
9 TH FLOOR AREA	985.92	0	985.92	63.52	B901 to B909	9
10 TH FLOOR AREA	985.92	0	985.92	63.52	B1001 to B1009	9
11 TH FLOOR AREA	985.92	0	985.92	63.52	B1101 to B1109	9
12 TH FLOOR AREA	985.92	0	985.92	63.52	B1201 to B1209	9
13 TH FLOOR AREA	985.92	0	985.92	63.52	B1301 to B1309	9
14 TH FLOOR AREA	985.92	0	985.92	63.52	B1401 to B1409	9
15 TH FLOOR AREA	985.92	0	985.92	63.52	B1501 to B1509	9
16 TH FLOOR AREA	985.92	0	985.92	63.52	B1601 to B1609	9
17 TH FLOOR AREA	985.92	0	985.92	63.52	B1701 to B1709	9
18 TH FLOOR AREA(REFUGE AREA)	1050	0	1050	65.86	B1801 to B1809	9
19 TH FLOOR AREA	985.92	0	985.92	63.52	B1901 to B1909	9
20 TH FLOOR AREA	985.92	0	985.92	63.52	B2001 to B2009	9
21 TH FLOOR AREA	985.92	0	985.92	63.52	B2101 to B2109	9
22 TH FLOOR AREA	985.92	0	985.92	63.52	B2201 to B2209	9
23 TH FLOOR AREA	985.92	0	985.92	63.52	B2301 to B2309	9
24 TH FLOOR AREA	985.92	0	985.92	63.52	B2401 to B2409	9
25 TH FLOOR AREA	985.92	0	985.92	63.52	B2501 to B2509	9
26 TH FLOOR AREA	985.92	0	985.92	63.52	B2601 to 2609	9
27 TH FLOOR AREA(REFUGE AREA)	1050	0	1050	65.86	B2701 to B2709	9
28 TH FLOOR AREA	985.92	0	985.92	63.52	B2801 to B2809	9
29 TH FLOOR AREA	985.92	0	985.92	63.52	B2901 to B2909	9
30 TH FLOOR AREA	985.92	0	985.92	63.52	B3001 to B3009	9
31 TH FLOOR AREA	985.92	0	985.92	63.52	B3101 to B3109	9
32 TH FLOOR AREA	985.92	0	985.92	63.52	B3201 to B3209	9
33 TH FLOOR AREA	985.92	0	985.92	63.52	B3301 to B3309	9
34 TH FLOOR AREA	985.92	0	985.92	63.52	B3401 to B3409	9
35 TH FLOOR AREA	985.92	0	985.92	63.52	B3501 to B3509	9
TERRACE FLOOR	0	96.93	96.93			
BLOCK 1 TOWER B TOTAL	**35510.34**	**348.07**	**35858.41**	**2269.33**		**315**

DESCRIPTION	FSI AREA	NON FSI	TOTAL BUILD UP AREA EXCLUDING DEDUCTIONS	DEDUCTION OTS & DUCT
BLOCK 2 - CLUBHOUSE - ALREADY APPROVED				
GROUND FLOOR AREA	957.67		957.67	4.97
1 ST FLOOR AREA	957.67		957.67	4.97
TERRACE FLOOR		66.90	66.90	
CLUB AREA TOTAL	**1915.34**	**66.90**	**1982.24**	**9.94**
BLOCK -3 (SECURITY 1) - ALREADY APPROVED				
GROUND FLOOR	**44.00**			
BLOCK -4 (SECURITY 2) - ALREADY APPROVED				
GROUND FLOOR	**69.52**			

REVISED AND PROPOSED BUILDING AREA STATEMENT

FLOOR DESCRIPTION	FSI AREA	NON FSI	TOTAL BUILD UP AREA EXCLUDING DEDUCTIONS	DEDUCTION OTS & DUCT	DWELLING UNIT NO	DWELLING UNIT
COMBINED BASEMENT- REVISED						
COMBINED BASEMENT 2	410.87	20989.61	21400.48			
COMBINED BASEMENT 1	27.55	21440.71	21468.26			
SUB TOTAL	**438.42**	**42430.32**	**42868.74**			
BLOCK 5 TOWER C (RESIDENTIAL)- PROPOSED						
GROUND FLOOR	1023.52	0.00	1023.52	49.38	CG01 TO CG03, CG05 TO CG08	7
1 ST FLOOR AREA	972.90	0	972.90	76.72	C101 to C109	9
2 ND FLOOR AREA	986.1	0	986.1	63.52	C201 to C209	9
3 RD FLOOR AREA	986.1	0	986.1	63.52	C301 to C309	9
4 TH FLOOR AREA	986.1	0	986.10	63.52	C401 to C409	9
5 TH FLOOR AREA	986.1	0	986.10	63.52	C501 to C509	9
6 TH FLOOR AREA	986.1	0	986.10	63.52	C601 to C609	9
7 TH FLOOR AREA	986.1	0	986.10	63.52	C701 to C709	9
8 TH FLOOR AREA	986.1	0	986.10	63.52	C801 to C809	9
9 TH FLOOR AREA	986.1	0	986.10	63.52	C901 to C909	9
10 TH FLOOR AREA	986.1	0	986.10	63.52	C1001 to C1009	9
11 TH FLOOR AREA	986.1	0	986.10	63.52	C1101 to C1109	9
12 TH FLOOR AREA	986.1	0	986.10	63.52	C1201 to C1209	9
13 TH FLOOR AREA	986.1	0	986.10	63.52	C1301 to C1309	9
14 TH FLOOR AREA	986.1	0	986.10	63.52	C1401 to C1409	9
15 TH FLOOR AREA	986.1	0	986.10	63.52	C1501 to C1509	9
16 TH FLOOR AREA	986.1	0	986.10	63.52	C1601 to C1609	9
17 TH FLOOR AREA	986.1	0	986.10	63.52	C1701 to C1709	9
18 TH FLOOR AREA(REFUGE AREA)	1053.42	0	1053.42	66.41	C1801 to C1809	9
19 TH FLOOR AREA	986.1	0	986.10	63.52	C1901 to C1909	9
20 TH FLOOR AREA	986.1	0	986.10	63.52	C2001 to C2009	9
21 TH FLOOR AREA	986.1	0	986.10	63.52	C2101 to C2109	9
22 TH FLOOR AREA	986.1	0	986.10	63.52	C2201 to C2209	9
23 TH FLOOR AREA	986.1	0	986.10	63.52	C2301 to C2309	9
24 TH FLOOR AREA	986.1	0	986.10	63.52	C2401 to C2409	9
25 TH FLOOR AREA	986.1	0	986.10	63.52	C2501 to C2509	9
26 TH FLOOR AREA	986.1	0	986.10	63.52	C2601 to C2609	9
27 TH FLOOR AREA(REFUGE AREA)	1053.42	0	1053.42	66.41	C2701 to C2709	9
28 TH FLOOR AREA	986.1	0	986.10	63.52	C2801 to C2809	9
29 TH FLOOR AREA	986.1	0	986.10	63.52	C2901 to C2909	9
30 TH FLOOR AREA	986.1	0	986.10	63.52	C3001 to C3009	9
31 TH FLOOR AREA	986.1	0	986.10	63.52	C3101 to C3109	9
32 TH FLOOR AREA	986.1	0	986.10	63.52	C3201 to C3209	9
33 RD FLOOR AREA	986.1	0	986.10	63.52	C3301 to C3309	9
34 TH FLOOR AREA	986.1	0	986.10	63.52	C3401 to C3409	9
35 TH FLOOR AREA	986.1	0	986.10	63.52	C3501 to C3509	9
TERRACE FLOOR	0	96.93	96.93			
BLOCK 5 TOWER C TOTAL	**35658.46**	**96.93**	**35755.39**	**2291.56**		**322**
BLOCK 5 TOWER D (RESIDENTIAL)- PROPOSED						
GROUND FLOOR	731.97	350.16	1082.13	25.04	DG01 TO DG03, DG05	4
1 ST FLOOR AREA	972.90	0	972.90	76.72	D101 to D109	9
2 ND FLOOR AREA	986.1	0	986.1	63.52	D201 to D209	9
3 RD FLOOR AREA	986.1	0	986.1	63.52	D301 to D309	9
4 TH FLOOR AREA	986.1	0	986.1	63.52	D401 to D409	9
5 TH FLOOR AREA	986.1	0	986.1	63.52	D501 to D509	9
6 TH FLOOR AREA	986.1	0	986.1	63.52	D601 to D609	9
7 TH FLOOR AREA	986.1	0	986.1	63.52	D701 to D709	9
8 TH FLOOR AREA	986.1	0	986.1	63.52	D801 to D809	9
9 TH FLOOR AREA	986.1	0	986.1	63.52	D901 to D909	9
10 TH FLOOR AREA	986.1	0	986.1	63.52	D1001 to D1009	9
11 TH FLOOR AREA	986.1	0	986.1	63.52	D1101 to D1109	9
12 TH FLOOR AREA	986.1	0	986.1	63.52	D1201 to D1209	9
13 TH FLOOR AREA	986.1	0	986.1	63.52	D1301 to D1309	9
14 TH FLOOR AREA	986.1	0	986.1	63.52	D1401 to D1409	9
15 TH FLOOR AREA	986.1	0	986.1	63.52	D1501 to D1509	9
16 TH FLOOR AREA	986.1	0	986.1	63.52	D1601 to D1609	9
17 TH FLOOR AREA	986.1	0	986.1	63.52	D1701 to D1709	9
18 TH FLOOR AREA(REFUGE AREA)	1050.20	0	1050.20	65.86	D1801 to D1809	9
19 TH FLOOR AREA	986.1	0	986.1	63.52	D1901 to D1909	9
20 TH FLOOR AREA	986.1	0	986.1	63.52	D2001 to D2009	9
21 ST FLOOR AREA	986.1	0	986.1	63.52	D2101 to D2109	9
22 ND FLOOR AREA	986.1	0	986.1	63.52	D2201 to D2209	9
23 RD FLOOR AREA	986.1	0	986.1	63.52	D2301 to D2309	9
24 TH FLOOR AREA	986.1	0	986.1	63.52	D2401 to D2409	9
25 TH FLOOR AREA	986.1	0	986.1	63.52	D2501 to D2509	9
26 TH FLOOR AREA	986.1	0	986.1	63.52	D2601 to 2609	9
27 TH FLOOR AREA(REFUGE AREA)	1050.20	0	1050.20	65.86	D2701 to D2709	9
28 TH FLOOR AREA	986.10	0	986.1	63.52	D2801 to D2809	9
29 TH FLOOR AREA	986.10	0	986.1	63.52	D2901 to D2909	9
30 TH FLOOR AREA	986.10	0	986.1	63.52	D3001 to D3009	9
31 ST FLOOR AREA	986.10	0	986.1	63.52	D3101 to D3109	9
32 ND FLOOR AREA	986.10	0	986.1	63.52	D3201 to D3209	9
33 RD FLOOR AREA	986.10	0	986.1	63.52	D3301 to D3309	9
34 TH FLOOR AREA	986.10	0	986.1	63.52	D3401 to D3409	9
35 TH FLOOR AREA	986.10	0	986.1	63.52	D3501 to D3509	9
36 TH FLOOR AREA	986.10	0	986.1	63.52	D3601 to D3609	9
TERRACE FLOOR	0	96.93	96.93			
BLOCK 5 TOWER D TOTAL	**36346.57**	**447.09**	**36793.66**	**2329.64**		**328**

PROPOSED UNIT AREA STATEMENT

BLOCK 5 TOWER C UNIT AREA

FLOOR NAME	UNIT NO	UNIT NAME	CARPET AREA	DWELLING UNITS AREA	NO OF DWELLING UNITS	CAR PARKING REQUIRED	TWO WHEELER REQUIRED
GROUND FLOOR	1	CG01	89.67	102.17	1	1	0
	2	CG02	89.60	102.58	1	1	0
	3	CG03	82.53	94.51	1	0.5	1
	5	CG05	61.83	71.45	1	0	1
	6	CG06	62.19	71.53	1	0	1
	7	CG07	62.18	71.95	1	0	1
	8	CG08	89.79	102.41	1	1	0
FIRST FLOOR	1	C101	89.67	102.16	1	1	0
	2	C102	89.64	102.57	1	1	0
	3	C103	82.84	94.48	1	1	1
	4	C104	69.24	78.90	1	0.5	1
	5	C105	62.14	72.65	1	0	1
	6	C106	62.2	71.53	1	0	1
	7	C107	62.19	73.18	1	0	1
	8	C108	89.79	102.85	1	1	0
	9	C109	66.6	76.70	1	0.5	1
2ND TO27TH , 29 TO 36 TH , 29 TO 35TH FLOORS	1	C201 TOC 1701,C1901 TO C2601 , C2801 TO C3501	89.67	102.16	32	32	0
	2	C202 TO C1702,C1902 TO C2603 , C2802 TO C3502	89.64	102.57	32	32	0
	3	C203 TO C1703,C1903 TO C2603 , C2803 TO C3503	82.84	94.47	32	16	32
	4	C204 TO C1704,C1904 TO C2604 , C2804 TO C3504	82.8	94.23	32	16	32
	5	C205 TO C1705,C1905 TO C2605 , C2805 TO C3505	62.14	71.45	32	0	32
	6	C206 TO C1706, C1906 TO C2606 , C2806 TO C3506	62.2	71.53	32	0	32
	7	C207 TO C1707, C1907 TO C2607 , C2807 TO C3507	62.19	71.98	32	0	32
	8	C208 TO C1708, C1908 TO C2608 , C2808 TO C3508	89.79	102.85	32	32	0
	9	C209 TO C1709, C1909 TO C2609 , C2809 TO C3509	66.6	76.70	32	16	32

THE LANDLENS SUITE

Eight ways to know a piece of land before you pay for it.

This report covers one part of the picture. These cover the rest, drawn from the same government records, for any property in Tamil Nadu.

LandLens One
Ask anything about a property and get an answer grounded in live government records, with the sources shown.
/landlens/one

Verify My Land
Every record check run on one property and returned as a single report.
/landlens/verify-my-land

Legal Opinion
An advocate's written opinion on the title, built on the records we pull for it.
/landlens

One Map
Every layer on one map: the parcel, its boundary, zoning, water bodies and what sits around it.
/landlens/one/map

PriceMap
What land actually changed hands for around this plot, taken from the registered deeds.
/landlens/pricemap

Build Scope
What you are allowed to build here: floor space, height, coverage and setbacks.
/landlens/build-scope

Property Tracker
Watch a property and hear about it when something new is registered against it.
/landlens/property-tracker

Deal Room
Run the transaction in one place: documents, stamping, signatures and the parties.
/landlens/deal-room

FREE TOOLS · NO ACCOUNT NEEDED

Twenty-four checks you can run yourself, at no cost.

Records and verification

The registers themselves, read for you.

- Encumbrance Certificate
- Patta and Chitta
- Field Measurement Sketch
- EC Analyzer
- Bank charge check
- Court case search
- Seller background check
- Approval check by survey

Value and duty

What it is worth and what it costs to register.

- Guideline value by street
- Guideline value by survey
- Stamp duty and registration fees
- Capital gains
- Floor space index
- Area unit converter

Zoning and land use

What the plan says can happen on this land.

- Land use zone finder
- CMDA land use check
- Coastal regulation zone
- Master plan check
- Water bodies finder
- Airport height clearance

Registers and directories

Who holds it, and which office keeps the record.

- Find your registering office
- Temple property check
- Waqf property check
- RERA register

Every free tool
/tools

Services we run for you
/services

The LandLens suite
/landlens/one

Verified RealEstate™

Every claim in this document traces back to a government record.

- Legal opinions, due diligence and title verification
- Building plan, layout and sub-division approvals
- Completion and occupancy certificates, regularisation
- Escrow, negotiation and NRI property management
- Land survey, soil testing, architecture and construction

Verified RealEstate
3/350/2 Mettukuppam,
OMR Thoraipakkam,
Chennai 600 097, India
hello@verified.realestate
+91 9996 12 9996

Prepared from the registers named on the page each finding sits on. Where a register could not be read, this document says so in its place rather than leaving the gap to be read as a clean result.