PP APPROVAL RECORD

Planning Permission

Coimbatore district, Tamil Nadu

APPROVAL TYPE
Building Plan

ISSUING AUTHORITY
DTCP

The approval as the planning authority issued it, reproduced in full behind this page.

An approval speaks to what was sanctioned, not to what was built. Completion is a separate record.

Verified RealEstate™
3/350/2 Mettukuppam,
OMR Thoraipakkam,
Chennai 600 097, India

hello@verified.realestate
+91 9996 12 9996
verified.realestate

BLOCK-A
SCALE 1:200

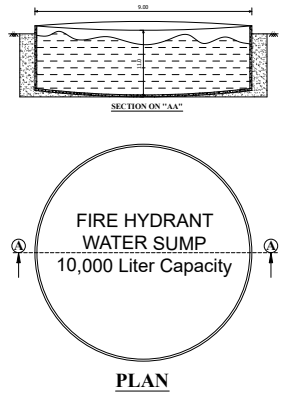
SECTION ON "AA"
FIRE HYDRANT WATER SUMP
10,000 Liter Capacity
A
A
PLAN

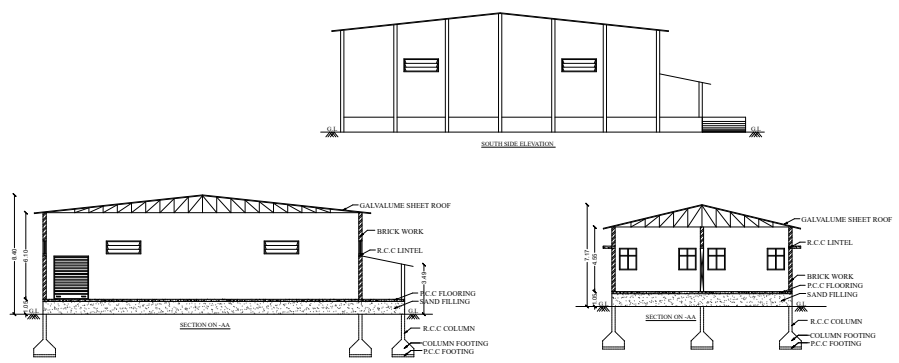
SOUTH SIDE ELEVATION
GALVALUME SHEET ROOF
BRICK WORK
R.C.C LINTEL
P.C.C FLOORING
SAND FILLING
R.C.C COLUMN
COLUMN FOOTING
P.C.C FOOTING
SECTION ON - AA
SECTION ON - AA

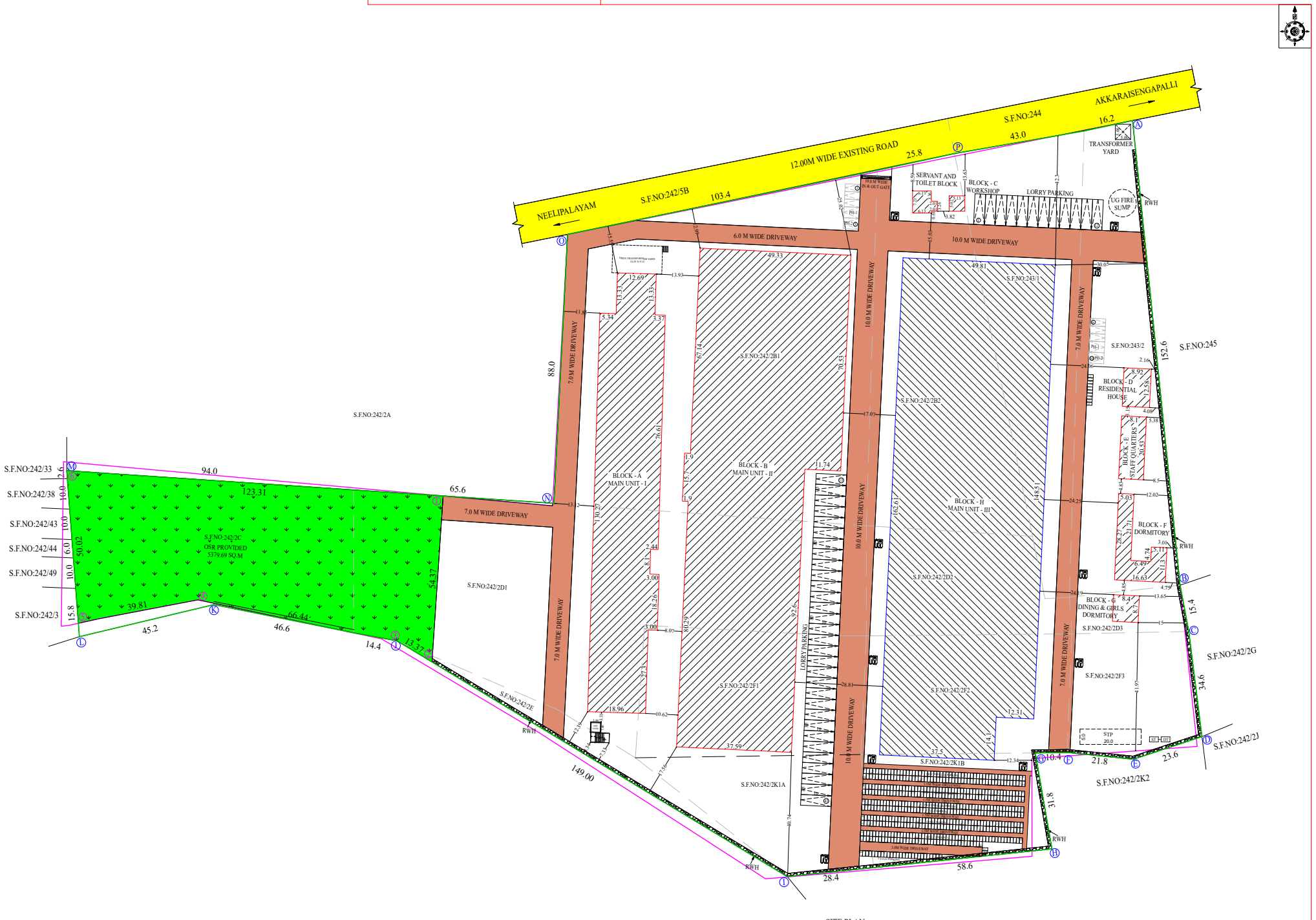
12.00M WIDE EXISTING ROAD
NEELIPALAYAM
AKKARAISENGAPALLI
S.F.NO:242/5B
S.F.NO:244
103.4
25.8
43.0
16.2
TRANSFORMER YARD
SERVANT AND TOILET BLOCK
BLOCK - C WORKSHOP
LORRY PARKING
UG FIRE SUMP
RWH
6.0 M WIDE DRIVEWAY
10.0 M WIDE DRIVEWAY
7.0 M WIDE DRIVEWAY
S.F.NO:242/2B1
S.F.NO:243/1
S.F.NO:243/2
S.F.NO:245
152.6
88.0
BLOCK - A MAIN UNIT - I
BLOCK - B MAIN UNIT - II
BLOCK - H MAIN UNIT - III
BLOCK - D RESIDENTIAL HOUSE
BLOCK - E STAFF QUARTERS
BLOCK - F DORMITORY
BLOCK - G DINING & GIRLS DORMITORY
S.F.NO:242/2A
S.F.NO:242/33
S.F.NO:242/38
S.F.NO:242/43
S.F.NO:242/44
S.F.NO:242/49
S.F.NO:242/3
94.0
65.6
123.31
S.F.NO:242/2C
OSR PROVIDED
5379.69 SQ.M
39.81
66.44
45.2
46.6
14.4
S.F.NO:242/2D1
S.F.NO:242/2B2
S.F.NO:242/2D2
S.F.NO:242/2F1
S.F.NO:242/2F2
S.F.NO:242/2D3
S.F.NO:242/2F3
S.F.NO:242/2E
S.F.NO:242/2K1A
S.F.NO:242/2K1B
S.F.NO:242/2K2
S.F.NO:242/2G
S.F.NO:242/2J
15.4
34.6
21.8
23.6
31.8
28.4
58.6
149.00
STP
LORRY PARKING

SITE PLAN
SCALE 1:600

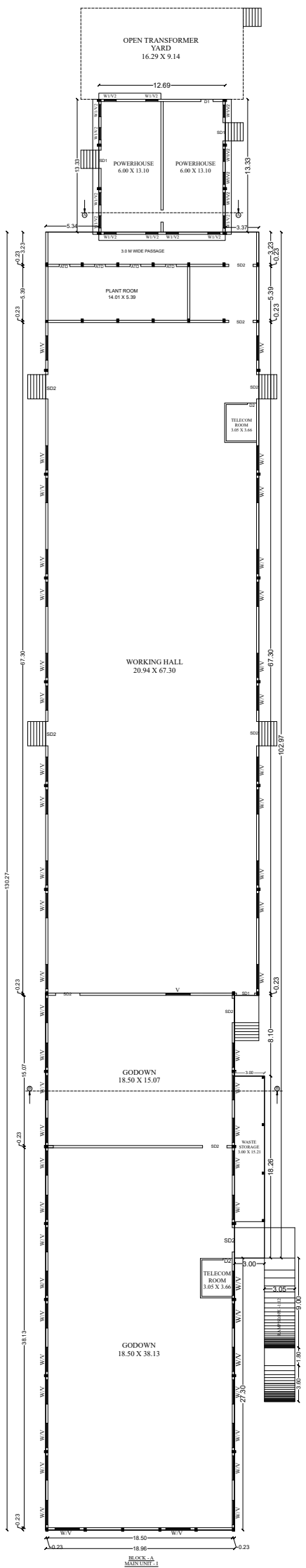
OPEN TRANSFORMER YARD
16.29 X 9.14
12.69
POWERHOUSE
6.00 X 13.10
POWERHOUSE
6.00 X 13.10
13.33
3.5 M WIDE PASSAGE
PLANT ROOM
14.01 X 5.39
TELECOM ROOM
WORKING HALL
20.94 X 67.30
67.30
130.27
102.97
GODOWN
18.50 X 15.07
WASTE STORAGE
GODOWN
18.50 X 38.13
TELECOM ROOM
3.05 X 3.66
18.50
18.96

BLOCK - A
MAIN UNIT - I
GROUND FLOOR PLAN

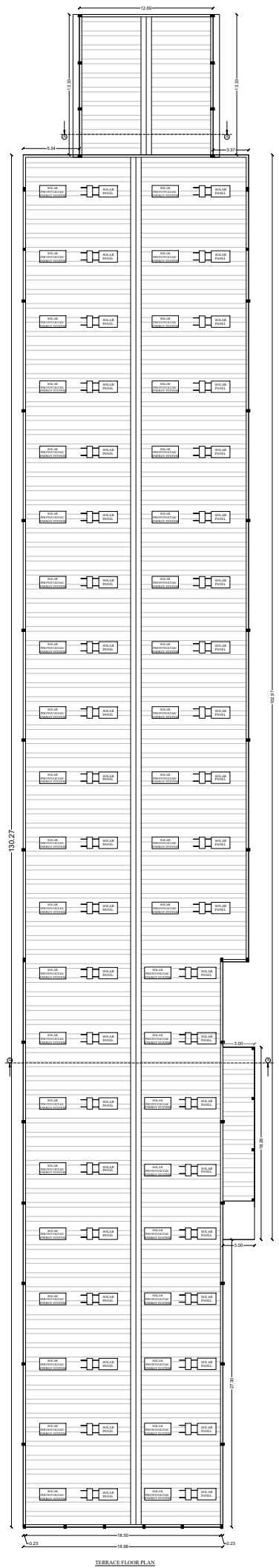
12.69
SOLAR PANEL
130.27
18.50
18.96

TERRACE FLOOR PLAN

COLOR INDEX

AS PER FMB	🟩
AS PER SITE	🟪
EXISTING ROAD	🟨
EXISTING BUILDING	🟥
PROPOSED BUILDING	🟦
DRIVE WAY	🟫

REFERENCE

⊛	FIRE ALARM SYSTEM
◎	HOSE REEL
FE	FIRE FIGHTING EQUIPMENT
DW	DRINKING WATER

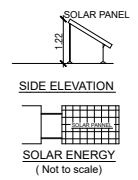
SOLAR PANEL
1.22
SOLAR PANNEL

SIDE ELEVATION

SOLAR ENERGY
(Not to scale)

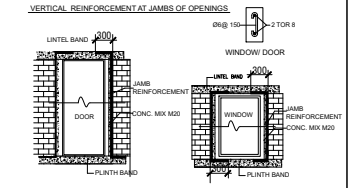
VERTICAL REINFORCEMENT AT JAMBS OF OPENINGS
Ø6@ 150
2 TOR 8
WINDOW/ DOOR
LINTEL BAND
300
DOOR
JAMB REINFORCEMENT
CONC. MIX M20
PLINTH BAND
WINDOW
300

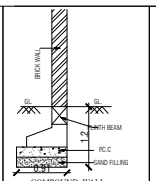
BRICK WALL
GL
GL
PLINTH BEAM
1.2
P.C.C
SAND FILLING
0.91

COMPOUND WALL
DETAIL

DETAILED PLAN OF RAINWATER PERCULATION PEBBLE BED

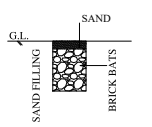
SAND
G.L.
SAND FILLING
BRICK BATS

VERTICAL REINFORCEMENT
IN BRICK WALLS

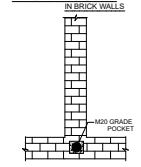
M20 GRADE POCKET

VERTICAL REINFORCEMENT
IN BRICK WALLS


M20 GRADE POCKET


R.C.C. COLUMN POST 1:2:4 MIX
P.C.C. 1:5:10 MIX
1.52
COLUMN POST DETAILS
STAIRCASE DETAILS
(NOT TO SCALE)
BRICK WORK
WAIST SLAB
T - TREAD : 0.30M
R - RISE : 0.15 M
H - HANDRIAL : 1.50 m

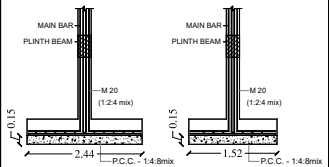
MAIN BAR
PLINTH BEAM
M 20
(1:2:4 mix)
0.15
2.44
P.C.C. - 1:4:8mix
MAIN BAR
PLINTH BEAM
M 20
(1:2:4 mix)
0.15
1.52
P.C.C. - 1:4:8mix

FOOTING DETAIL (X-X)
Scale :- 1:20

FOOTING DETAIL (X-X)
Scale :- 1:20

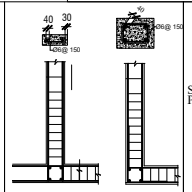
40
30
Ø6@ 150
40
Ø6@ 150

RAINWATER HARVESTING SYSTEM

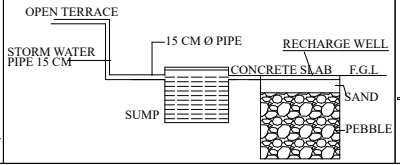
OPEN TERRACE
STORM WATER PIPE 15 CM
15 CM Ø PIPE
RECHARGE WELL
CONCRETE SLAB
F.G.L
SUMP
SAND
PEBBLE

SEWAGE TREATMENT PLANT

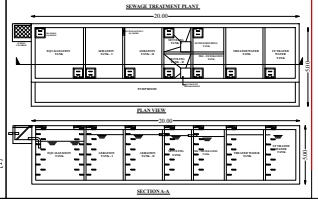
20.00
PLAN VIEW
20.00
SECTION A-A

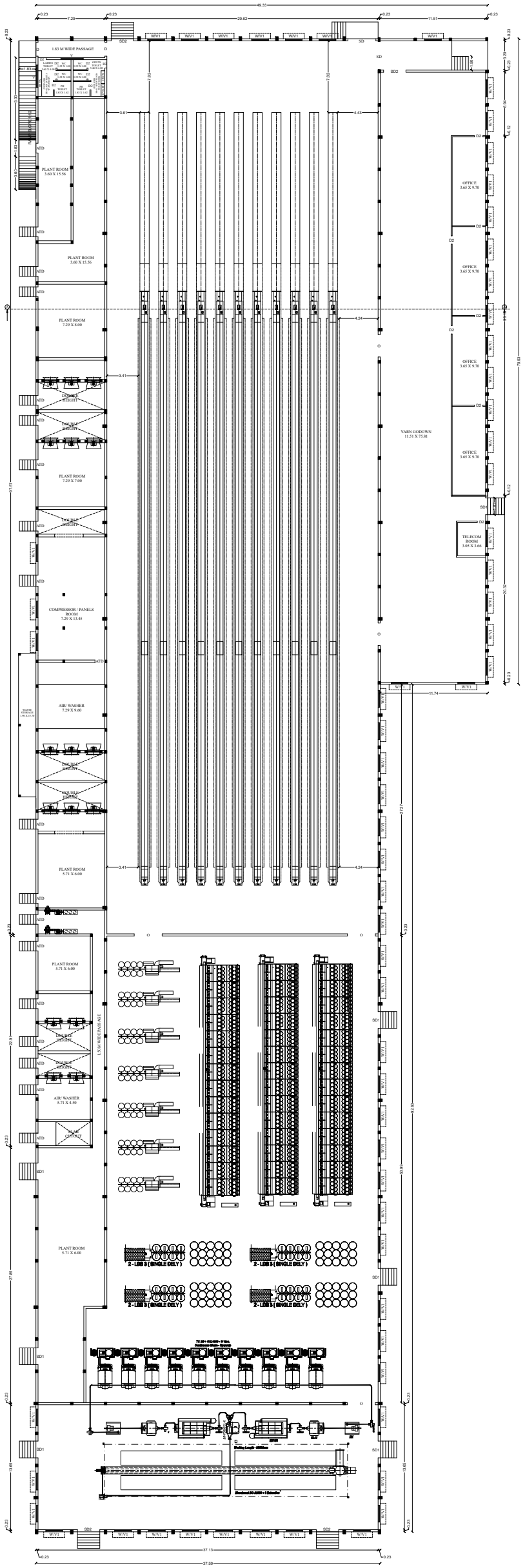
1.83 M WIDE PASSAGE
PLANT ROOM
PLANT ROOM
PLANT ROOM
PLANT ROOM
COMPRESSOR / PANELS ROOM
AIR WASHER
PLANT ROOM
PLANT ROOM
AIR WASHER
PLANT ROOM
OFFICE
OFFICE
OFFICE
OFFICE
YARN GODOWN
TELECOM ROOM
SD1
SD2
W/V1
37.13
0.23
37.59

BLOCK - B
MAIN UNIT - II
GROUND FLOOR PLAN


OPEN TERRACE
OPEN TERRACE
PLANT ROOM
37.59

BLOCK - B
MAIN UNIT - II
FIRST FLOOR PLAN

BLOCK-B
SCALE 1:200

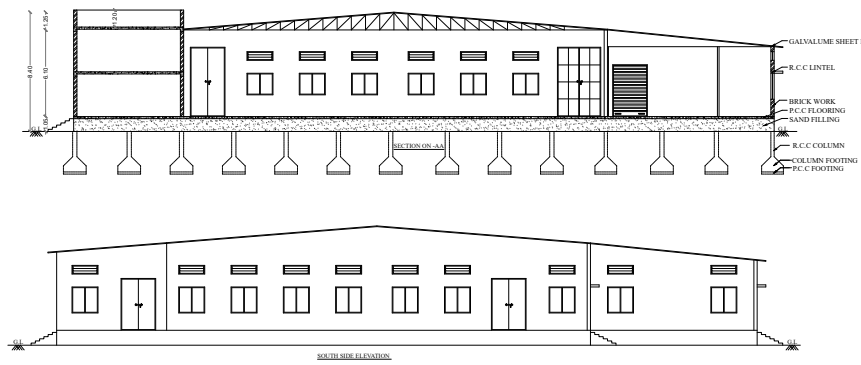
8.40
6.10
1.05
1.25
1.20
G.L
GALVALUME SHEET ROOF
R.C.C LINTEL
BRICK WORK
P.C.C FLOORING
SAND FILLING
R.C.C COLUMN
COLUMN FOOTING
P.C.C FOOTING
SECTION ON -AA

SOUTH SIDE ELEVATION

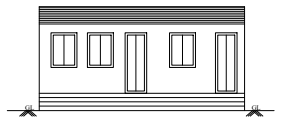

WEST SIDE ELEVATION

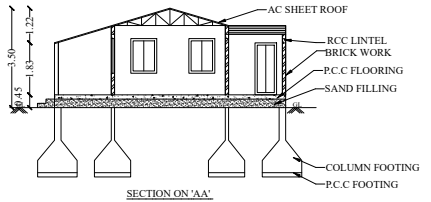
AC SHEET ROOF
RCC LINTEL
BRICK WORK
P.C.C FLOORING
SAND FILLING
COLUMN FOOTING
P.C.C FOOTING
3.50
1.22
1.83
0.45
G.L

SECTION ON 'AA'

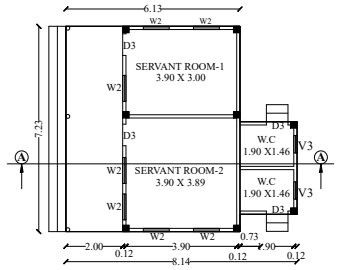
6.13
W2
W2
D3
SERVANT ROOM-1
3.90 X 3.00
W2
D3
SERVANT ROOM-2
3.90 X 3.89
W2
W2
W.C
1.90 X1.46
W.C
1.90 X1.46
V3
V3
D3
D3
7.23
2.00
3.90
0.73
.90
0.12
0.12
0.12
8.14
A
A

SERVANT ROOM & TOILET BLOCK

BLOCK-C
SCALE 1:100

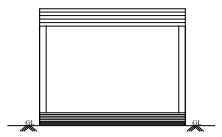

SOUTH SIDE ELEVATION

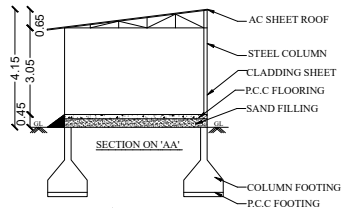
4.15
0.65
3.05
0.45
AC SHEET ROOF
STEEL COLUMN
CLADDING SHEET
P.C.C FLOORING
SAND FILLING
COLUMN FOOTING
P.C.C FOOTING
G.L

SECTION ON 'AA'

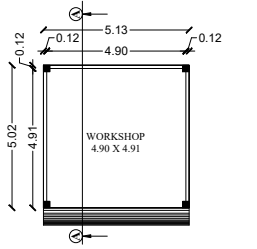
A
5.13
0.12
4.90
0.12
0.12
5.02
4.91
WORKSHOP
4.90 X 4.91
A

BLOCK-C
(GROUND FLOOR PLAN)
WORKSHOP ROOM

BLOCK-D
SCALE 1:100

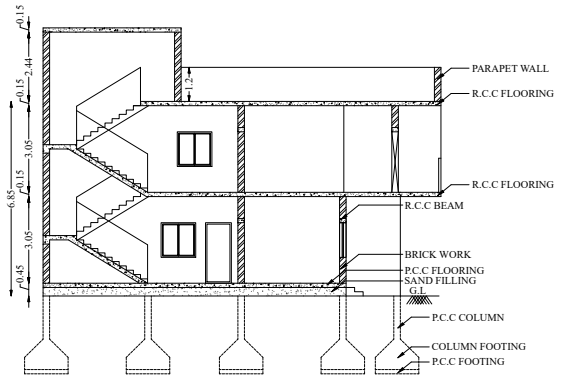
0.15
2.44
0.15
3.05
0.15
3.05
0.45
6.85
1.2
PARAPET WALL
R.C.C FLOORING
R.C.C FLOORING
R.C.C BEAM
BRICK WORK
P.C.C FLOORING
SAND FILLING
G.L
P.C.C COLUMN
COLUMN FOOTING
P.C.C FOOTING

SECTION A-A



NORTH SIDE ELEVATION

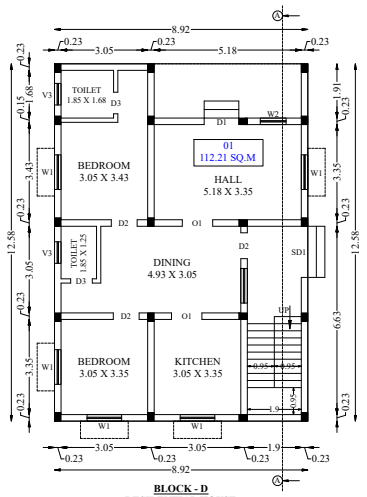
8.92
0.23
3.05
0.23
5.18
0.23
TOILET
1.85 X 1.68
D3
V3
D1
W2
01
112.21 SQ.M
BEDROOM
3.05 X 3.43
HALL
5.18 X 3.35
W1
W1
D2
O1
D2
TOILET
1.85 X 1.25
D3
V3
DINING
4.93 X 3.05
SD1
D2
O1
UP
BEDROOM
3.05 X 3.35
KITCHEN
3.05 X 3.35
W1
W1
W1
12.58
6.63
3.05
1.9
A
A

BLOCK - D
RESIDENTIAL HOUSE
GROUND FLOOR PLAN

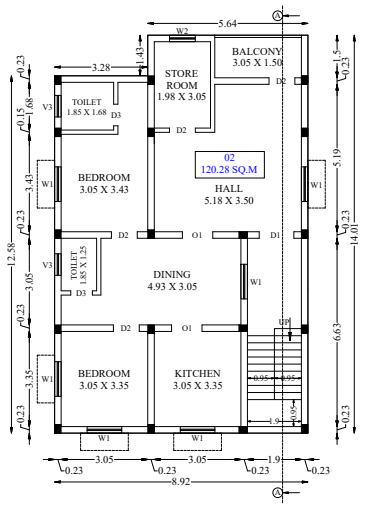
5.64
3.28
1.43
W2
STORE ROOM
1.98 X 3.05
BALCONY
3.05 X 1.50
D2
D2
TOILET
1.85 X 1.68
D3
V3
02
120.28 SQ.M
BEDROOM
3.05 X 3.43
HALL
5.18 X 3.50
W1
W1
D2
O1
D1
TOILET
1.85 X 1.25
D3
V3
DINING
4.93 X 3.05
W1
D2
O1
UP
BEDROOM
3.05 X 3.35
KITCHEN
3.05 X 3.35
W1
W1
W1
12.58
14.01
6.63
8.92
A
A

FIRST FLOOR PLAN

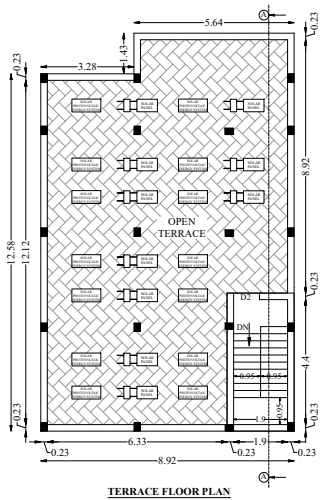
5.64
3.28
1.43
OPEN TERRACE
DN
D2
12.58
12.12
8.92
4.4
6.33
1.9
0.23
A
A

TERRACE FLOOR PLAN

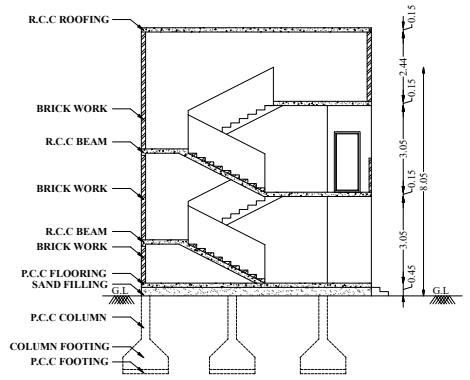
R.C.C ROOFING
BRICK WORK
R.C.C BEAM
BRICK WORK
R.C.C BEAM
BRICK WORK
P.C.C FLOORING
SAND FILLING
P.C.C COLUMN
COLUMN FOOTING
P.C.C FOOTING
G.L
G.L
0.15
2.44
0.15
3.05
0.15
3.05
0.45
8.05

SECTION A-A

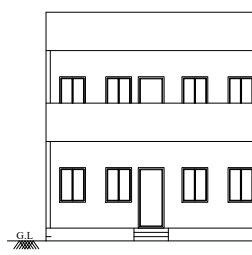

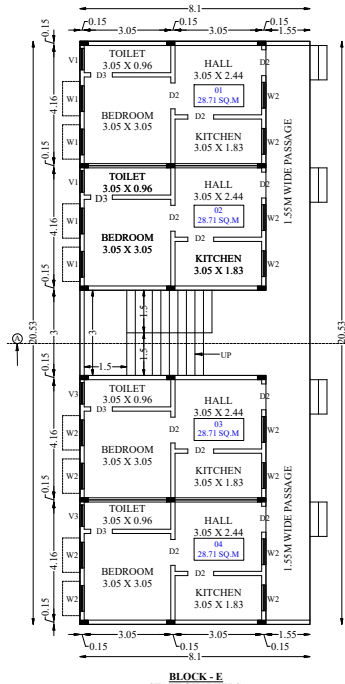
8.1
0.15
3.05
0.15
3.05
0.15
1.55
TOILET
3.05 X 0.96
HALL
3.05 X 2.44
01
28.71 SQ.M
BEDROOM
3.05 X 3.05
KITCHEN
3.05 X 1.83
TOILET
3.05 X 0.96
HALL
3.05 X 2.44
02
28.71 SQ.M
BEDROOM
3.05 X 3.05
KITCHEN
3.05 X 1.83
TOILET
3.05 X 0.96
HALL
3.05 X 2.44
03
28.71 SQ.M
BEDROOM
3.05 X 3.05
KITCHEN
3.05 X 1.83
TOILET
3.05 X 0.96
HALL
3.05 X 2.44
04
28.71 SQ.M
BEDROOM
3.05 X 3.05
KITCHEN
3.05 X 1.83
1.55M WIDE PASSAGE
1.55M WIDE PASSAGE
UP
20.53
4.16
1.5
3
A

BLOCK - E
STAFF QUARTERS
GRUND FLOOR PLAN

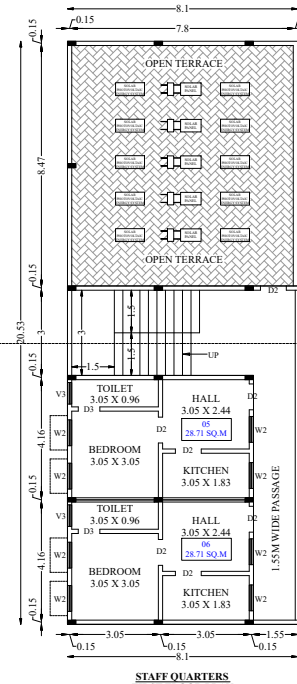
8.1
0.15
7.8
OPEN TERRACE
OPEN TERRACE
UP
TOILET
3.05 X 0.96
HALL
3.05 X 2.44
05
28.71 SQ.M
BEDROOM
3.05 X 3.05
KITCHEN
3.05 X 1.83
TOILET
3.05 X 0.96
HALL
3.05 X 2.44
06
28.71 SQ.M
BEDROOM
3.05 X 3.05
KITCHEN
3.05 X 1.83
1.55M WIDE PASSAGE
20.53
8.47
3.05
1.55

STAFF QUARTERS
FIRST FLOOR PLAN

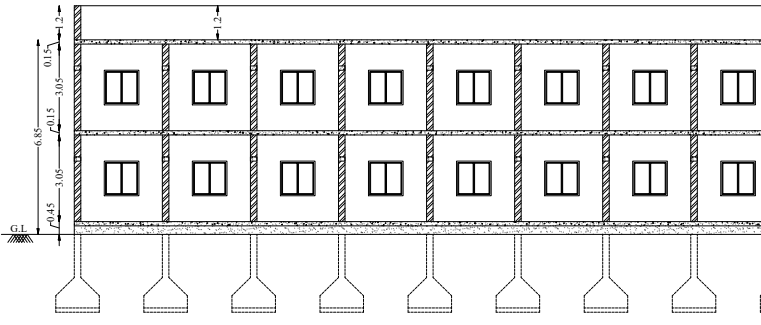
0.15
3.05
0.15
3.05
0.45
6.85
1.2
G.L

SECTION A-A

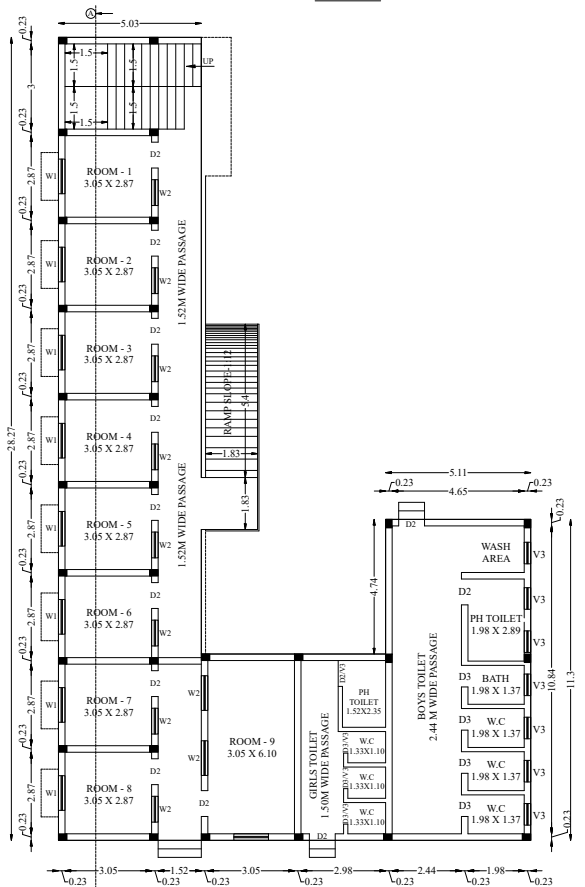
5.03
1.5
UP
ROOM - 1
3.05 X 2.87
ROOM - 2
3.05 X 2.87
ROOM - 3
3.05 X 2.87
ROOM - 4
3.05 X 2.87
ROOM - 5
3.05 X 2.87
ROOM - 6
3.05 X 2.87
ROOM - 7
3.05 X 2.87
ROOM - 8
3.05 X 2.87
ROOM - 9
3.05 X 6.10
1.52M WIDE PASSAGE
1.52M WIDE PASSAGE
RAMP SLOPE- 1:12
5.4
1.83
1.83
W1
W2
D2
GIRLS TOILET
1.50M WIDE PASSAGE
PH TOILET
1.52X2.35
W.C
1.33X1.10
W.C
1.33X1.10
W.C
1.33X1.10
D3/V3
BOYS TOILET
2.44 M WIDE PASSAGE
WASH AREA
PH TOILET
1.98 X 2.89
BATH
1.98 X 1.37
W.C
1.98 X 1.37
W.C
1.98 X 1.37
W.C
1.98 X 1.37
V3
D3
5.11
4.65
4.74
10.84
11.3
28.27
2.87
0.23
3.05
1.52
2.98
2.44
1.98
16.63
A
A

BLOCK - F
DORMITORY
GROUND FLOOR PLAN

BLOCK-E
SCALE 1:100

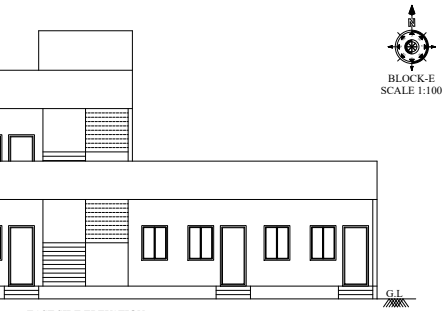

EAST SIDE ELEVATION

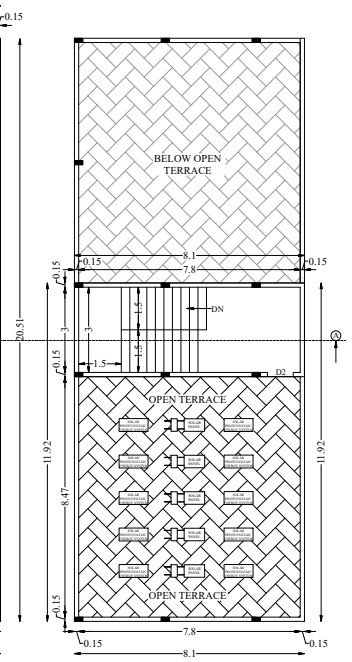
BELOW OPEN TERRACE
OPEN TERRACE
OPEN TERRACE
DN
D1
8.1
7.8
20.51
11.92
8.47
0.15
0.23
1.5
3

STAFF QUARTERS
TERRACE FLOOR PLAN

BLOCK-G
SCALE 1:100

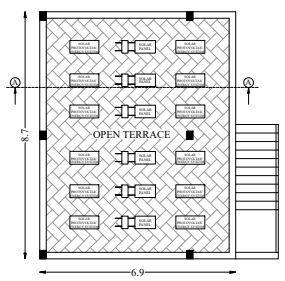
OPEN TERRACE
8.7
6.9

DINING AND GIRLS DORMITORY
TERRACE FLOOR PLAN

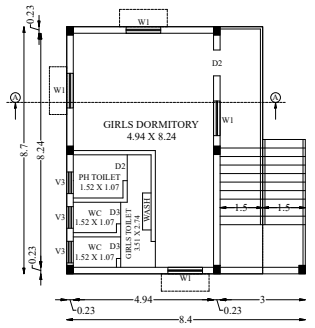
W1
D2
GIRLS DORMITORY
4.94 X 8.24
PH TOILET
1.52 X 1.07
WC
1.52 X 1.07
WC
1.52 X 1.07
WASH
V1
D3
1.5
8.7
8.24
4.94
3
8.4
0.23

DINING AND GIRLS DORMITORY
FIRST FLOOR PLAN

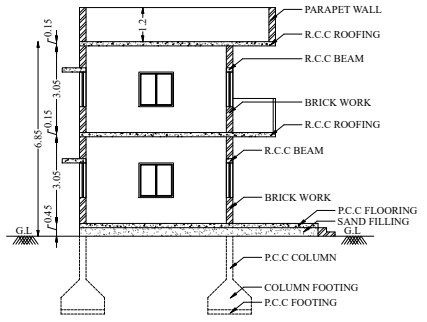
PARAPET WALL
R.C.C ROOFING
R.C.C BEAM
BRICK WORK
R.C.C ROOFING
R.C.C BEAM
BRICK WORK
P.C.C FLOORING
SAND FILLING
G.L
P.C.C COLUMN
COLUMN FOOTING
P.C.C FOOTING
1.2
3.05
6.85
3.05
0.15
0.45
G.L

SECTION A-A

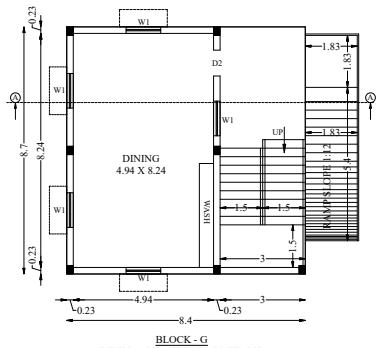
W1
D2
DINING
4.94 X 8.24
WASH
UP
RAMP (SLOPE 1:12)
1.83
1.5
8.7
8.24
4.94
3
8.4
0.23

BLOCK - G
DINING AND GIRLS DORMITORY
GROUND FLOOR PLAN

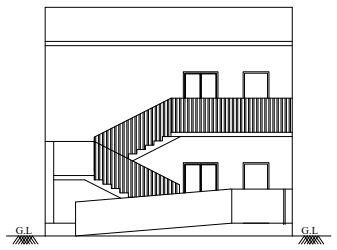

EAST SIDE ELEVATION

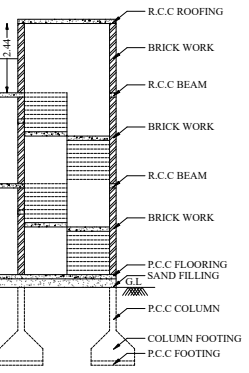
R.C.C ROOFING
BRICK WORK
R.C.C BEAM
BRICK WORK
R.C.C BEAM
BRICK WORK
P.C.C FLOORING
SAND FILLING
P.C.C COLUMN
COLUMN FOOTING
P.C.C FOOTING
G.L
2.44

BLOCK-F
SCALE 1:100

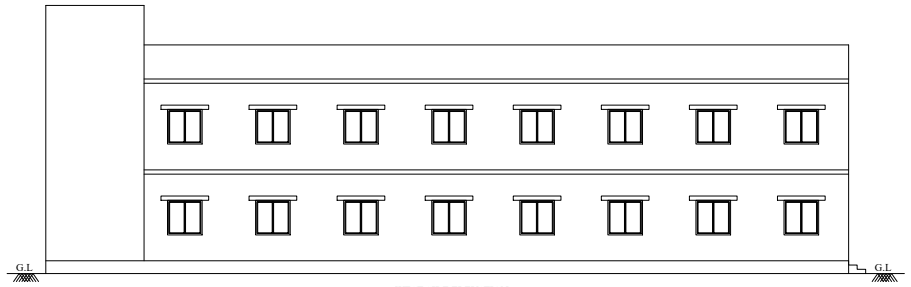

WEST SIDE ELEVATION

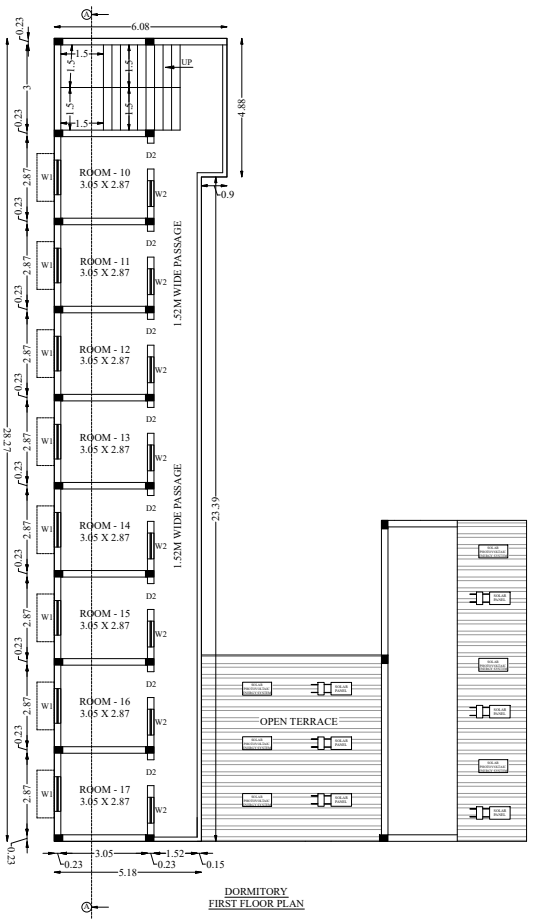
6.08
UP
4.88
ROOM - 10
3.05 X 2.87
ROOM - 11
3.05 X 2.87
ROOM - 12
3.05 X 2.87
ROOM - 13
3.05 X 2.87
ROOM - 14
3.05 X 2.87
ROOM - 15
3.05 X 2.87
ROOM - 16
3.05 X 2.87
ROOM - 17
3.05 X 2.87
1.52M WIDE PASSAGE
1.52M WIDE PASSAGE
OPEN TERRACE
W1
W2
D2
2.87
0.23
0.9
23.39
3.05
1.52
5.18
0.15

DORMITORY
FIRST FLOOR PLAN

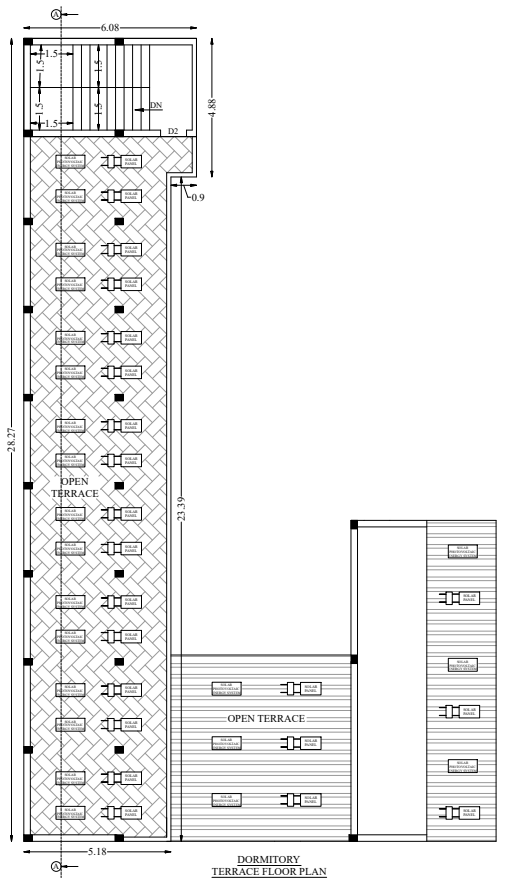
6.08
DN
D2
4.88
OPEN TERRACE
OPEN TERRACE
28.27
23.39
0.9
5.18

DORMITORY
TERRACE FLOOR PLAN

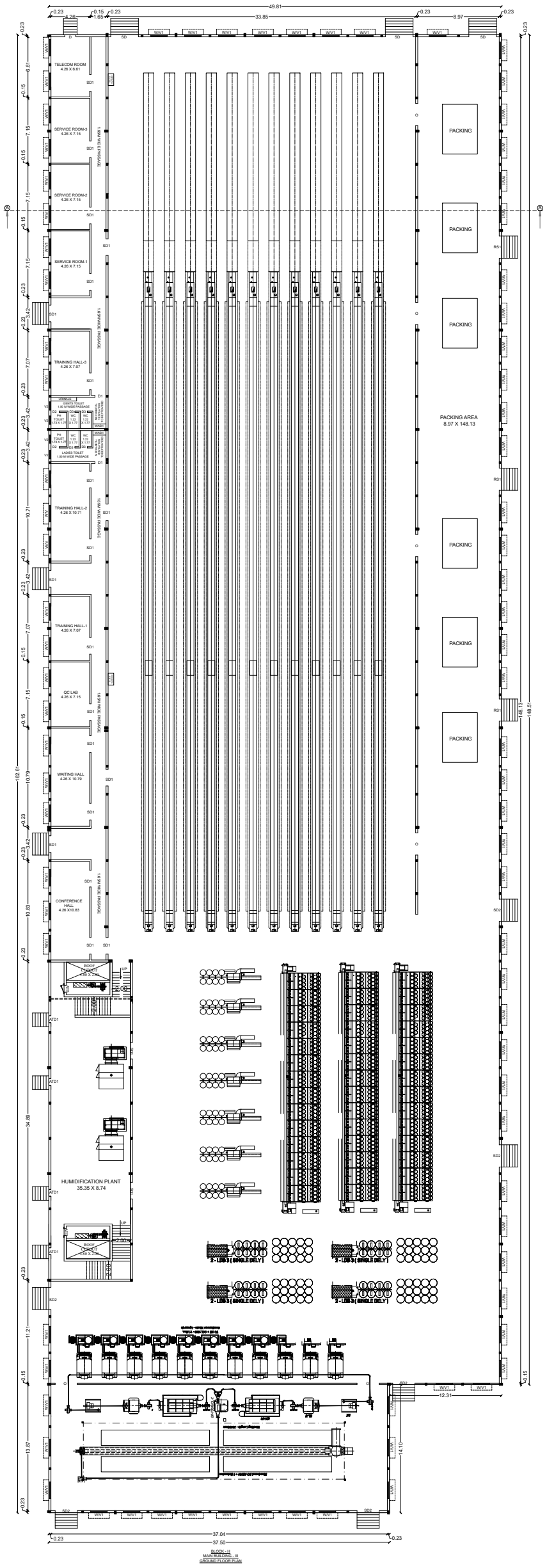
49.81
33.85
8.97
4.26
1.65
0.15
0.23
TELECOM ROOM
4.26 X 6.61
SERVICE ROOM-3
4.26 X 7.15
SERVICE ROOM-2
4.26 X 7.15
SERVICE ROOM-1
4.26 X 7.15
TRAINING HALL-3
4.26 X 7.07
GENTS TOILET
1.50 M WIDE PASSAGE
LADIES TOILET
1.50 M WIDE PASSAGE
PH TOILET
WC
URINALS
WASH
TRAINING HALL-2
4.26 X 10.71
TRAINING HALL-1
4.26 X 7.07
QC LAB
4.26 X 7.15
WAITING HALL
4.26 X 10.79
CONFERENCE HALL
4.26 X10.83
1.6M WIDE PASSAGE
ROOF CUTOUT
HUMIDIFICATION PLANT
35.35 X 8.74
PACKING
PACKING
PACKING
PACKING
PACKING
PACKING
PACKING AREA
8.97 X 148.13
2 - LDB 3 (SINGLE DELY)
SD
SD1
SD2
D1
WV1
162.61
148.13
14.10
37.04
37.50
12.31

BLOCK - H
MAIN BUILDING - III
GROUND FLOOR PLAN


49.81
43.28
6.06
0.23
OPEN TERRACE
OPEN TERRACE
OPEN TERRACE
20,000 LITERS CAPACITY WATER TANK
6.06 X 36.36
SUPPLY AIR PLENUM
SUPPLY AIR PLENUM
162.61
34.89
11.21
13.87
14.10
12.31
37.04
37.50

MAIN BUILDING
FIRST FLOOR PLAN


49.81
0.23
6.06
43.28
0.23
BELOW OPEN TERRACE
OPEN TERRACE
A
51.57
48.13
48.81
182.61
34.89
11.21
0.15
13.87
14.10
12.31
0.23
37.04
37.50

MAIN BUILDING
TERRACE FLOOR PLAN

BLOCK-H
SCALE 1:200

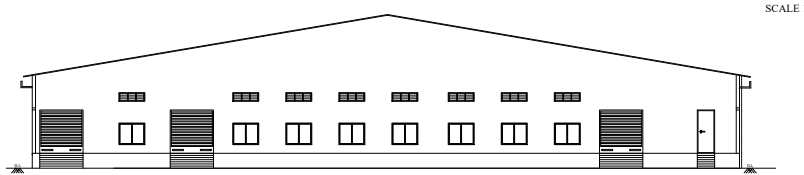

NORTH SIDE ELEVATION

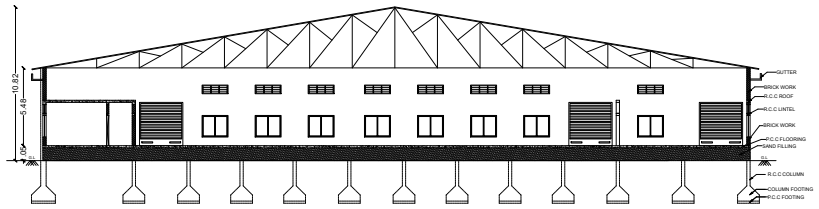
10.82
5.48
GUTTER
BRICK WORK
R.C.C ROOF
R.C.C LINTEL
BRICK WORK
P.C.C FLOORING
SAND FILLING
G.L
R.C.C COLUMN
COLUMN FOOTING
P.C.C FOOTING

SECTION ON A-A

SCALE 1:100

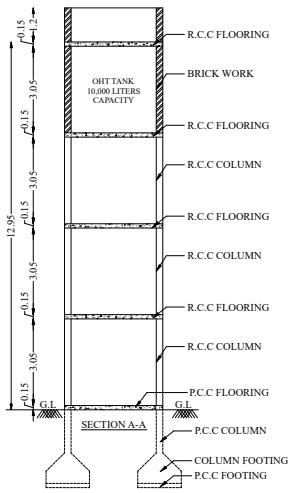
R.C.C FLOORING
BRICK WORK
OHT TANK 10,000 LITERS CAPACITY
R.C.C FLOORING
R.C.C COLUMN
R.C.C FLOORING
R.C.C COLUMN
R.C.C FLOORING
R.C.C COLUMN
P.C.C FLOORING
P.C.C COLUMN
COLUMN FOOTING
P.C.C FOOTING
12.95
0.15
1.2
3.05
0.15
3.05
0.15
3.05
0.15
3.05
0.15
G.L
G.L

SECTION A-A

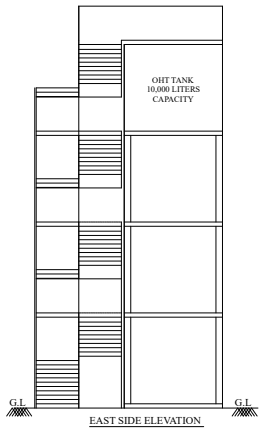
OHT TANK 10,000 LITERS CAPACITY
G.L
G.L

EAST SIDE ELEVATION

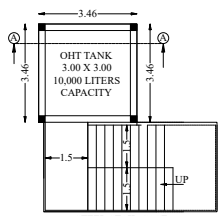
3.46
A
A
OHT TANK 3.00 X 3.00 10,000 LITERS CAPACITY
3.46
3.46
1.5
1.5
1.5
UP

STEEL STAIR CASE
OHT PLAN

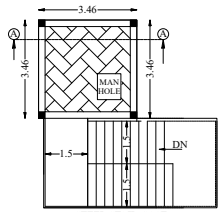
3.46
A
A
MAN HOLE
3.46
3.46
1.5
1.5
1.5
DN

STEEL STAIR CASE
OHT PLAN

SANITARY UNIT	FOR MALE PERSONNEL				FOR FEMALE PERSONNEL			
	DESCRIPTION	PERSONS	REQ.	PRO.	DESCRIPTION	PERSONS	REQ.	PRO.
WATER CLOSET	FROM OVER 200 PERSONS, ADD AT THE RATE OF 3.0%	150	5	6	FOR 78-100 PERSONS	100	6	6
ABULATION TAPS	ONE IN EACH W.C.	-	5	6	ONE IN EACH W.C.	-	6	6
URINALS	ONE FOR 50 PERSONS	150	5	10	-	-	-	-
WASHING TAPS	ONE FOR EVERY 25 PERSONS					250	10	30
DRINKING WATER FOUNTAIN	ONE PER 100 PERSONS					250	3	10

JOINERY DETAILS

1	STEEL DOOR - SD	3.05 X 3.05
2	STEEL DOOR - SD1	1.83 X 2.44
3	STEEL DOOR - SD2	2.44 X 2.44
4	DOOR - D	1.52 X 2.13
5	DOOR - D1	1.22 X 2.13
6	DOOR - D2	0.91 X 2.13
7	DOOR - D3	0.76 X 2.13
8	WINDOW - W	1.83 X 1.52
9	WINDOW - W1	1.22 X 1.22
10	WINDOW - W2	0.91 X 1.22
11	OPEN - O	2.44 X 2.44
12	OPEN - O1	1.07 X 2.13
13	VENTILATOR - V	2.44 X 0.91
14	VENTILATOR - V1	1.83 X 0.91
15	VENTILATOR - V2	0.91 X 0.61
16	VENTILATOR - V3	0.76 X 0.61
17	AIR TIGHT DOOR - ATD	1.07 X 2.13
18	AIR TIGHT DOOR - ATD1	0.76 X 2.13

TOTAL NO OF WORKERS = 250Nos

MALE WORKERS	150 Nos
FEMALE WORKERS	100 Nos

S.NO	DEPARTMENT	NUMBER OF MACHINE	TOTAL HP
1	**BLOWROOM**		
	BALE PLUCKER	1	100.7
	VERIO CLEANER	1	
	UNIMIX	1	
	FLEXI CLEANER	1	
	CONTAMINATION	1	
2	**CARDING**		
	CARDING	10	267.20
3	**DRAW FRAME**		
	BREAKER 1 & 2	2	18.1
	BREAKER 3	1	9.05
4	**LAP FORMER**		
	LAPFORMER 1	1	31.78
5	**COMBER**		
	COMBER	6	79.85
6	**DRAW FRAME**		
	FINISHER	3	181.03
7	**SPEED FRAME**		
	SPEED FRAME	3	281.61
8	**RING FRAME**		
	RING FRAME	15	2643.15
9	**LINK CONER**		
	LINK CONER 1	15	402.30
10	**COMPRESSOR**		
	ELGI 1	1	49.61
	ELGI 2	1	29.50
	AZUR	1	73.75
11	LIGHTING		13.41
12	WASTE COLLECTION SYSTEM	2	93.87
13	HUMIDIFICATION PLANT	1	516.96
TOTAL INSTALLED HP			**4791.84**

LIST OF MACHINARIES & INSTALLED KW - OPEN END

S.NO	DEPARTMENT	MACHINE NUMBER	INSTALLED MOTOR KW
1	**BLOWROOM**		
	BLENDO MATE	1	108.62
	CL-U	1	
	MX-U	1	
	CL-P	1	
	CONTAMINATION	1	
	DUSTEX	1	
2	**CARDING**		
	CARDING	1	32.18
3	**DRAW FRAME**		
	DRAW FRAME	2	17.43
4	**OPEN END**		
	OE 1	1	248.08
	OE 2	1	
5	**WASTE COLLECTION**		68.39
6	**FIRE & METAL**		6.70
7	**PLANT**		93.87
8	**LIGHTING**		6.70
TOTAL INSTALLED HP			**582**
OVER ALL INSTALLED HP			5373.81

SITE AND DETAILED PLAN SHOWING EXISTING AND PROPOSED CONSTRUCTION OF GALVALUME SHEET AND R.C.C ROOF OF COTTON SPINNING AND WEAVING (ORANGE CATEGORY) INDUSTRY BUILDING WITH 5373.81HP IN S.F.No. 242/2B1, 242/2B2, 242/2C, 242/2D1, 242/2D2, 242/2D3, 242/2E, 242/2F1, 242/2F2, 242/2F3, 242/2K1A, 242/2K1B, 243/1 & 243/2, AT KANUVAKKARAI VILLAGE, ANNUR TALUK, COIMBATORE DISTRICT.

ALL DIMENSIONS ARE IN METER

ONLINE APPLICATION NO: SWP/BPA/890654/2026 DATED:08.07.2026

NAME OF THE APPLICANT :
M/s. SNN TULASI NARAYANA SPINNERS PRIVATE LIMITED,
By Its Managing Director, Mr.S.N.Nithyanandhan S/o Mr.Narayanasamy

AREA DETAILS :

AS PER PATTA - 50050.00 Sq.m
AS PER DOCUMENT - 12.3650 Acre (or) 50040.00 Sq.m

AREA DETAILS

S. No	DESCRIPTION	FSI AREA (IN SQ.M)	NON FSI AREA (IN SQ.M)	DEDUCTION (IN SQ.M)	TOTAL BUILT UP AREA (IN SQ.M)
EXISTING BUILDING					
BLOCK-A (MAIN UNIT -I)					
1	GROUND FLOOR	2880.14	-	-	2880.14
BLOCK-B (MAIN UNIT - II)					
1	GROUND FLOOR	6990.50	-	-	6990.50
2	FIRST FLOOR	97.32	-	-	97.32
SERVANT AND TOILET BLOCK					
1	GROUND FLOOR	50.87	-	-	50.87
BLOCK-C (WORKSHOP)					
1	GROUND FLOOR	25.75	-	-	25.75
BLOCK- D (RESIDENTIAL HOUSE)					
1	GROUND FLOOR	112.21	-	-	112.21
2	FIRST FLOOR	120.28	-	-	120.28
3	TERRACE FLOOR	-	11.47	-	11.47
BLOCK- E (STAFF QUARTERS)					
1	GROUND FLOOR	166.29	-	-	166.29
2	FIRST FLOOR	96.51	-	-	96.51
3	TERRACE FLOOR	-	26.73	-	26.73
BLOCK- F (DORMITORY)					
1	GROUND FLOOR	242.52	-	-	242.52
2	FIRST FLOOR	150.83	-	-	150.83
3	TERRACE FLOOR	-	21.04	-	21.04
BLOCK- G (DINING AND GIRLS DORMITORY)					
1	GROUND FLOOR	73.08	-	-	73.08
2	FIRST FLOOR	60.03	-	-	60.03
OHT TANK					
1	GROUND FLOOR	31.19	-	-	31.19
PROPOSED BUILDING					
BLOCK-H (MAIN BUILDING)					
1	GROUND FLOOR	7925.60	-	-	7925.60
2	FIRST FLOOR	306.16	-	19.20	306.16
TOTAL AREA		**19329.28**	**59.24**	**19.20**	**19388.52**

$$\text{FLOOR SPACE INDEX} = \frac{\text{FSI AREA}}{\text{SITE AREA}} = \frac{19329.28}{50040.00} = 0.38 < 2.00$$

VEHICLE	PARKING AREA DESCRIPTION	AREA	REQUIRED	PROVIDED
CAR	1 CAR SPACE FOR EVERY 150 SQ.M OF OFFICE FLOOR AREA OR PART THEREOF	157.30/150	2	5 (Including 2 PH)
	RESIDENTIAL DWELLING UNIT FLOOR AREA ABOVE 75 SQ.M OF CAR PARKING	02 DWELLING	2	5 (Including 2 PH)
TWO WHEELER	1 TWO WHEELER SPACE FOR EVERY 75 SQ.M OF WORKSHOP FLOOR AREA OR PART THEREOF	18119.31/75	242	255
	1 TWO WHEELER SPACE FOR RESIDENTIAL DWELLING UNIT FLOOR AREA BELOW 50 SQ.M	06 DWELLING	6	10
	1 TWO WHEELER FOR EVERY 10 ROOMS	17 ROOMS/10	2	10
CYCLE	1 CYCLE SPACE FOR EVERY 75 SQ.M OF WORKSHOP FLOOR AREA OR PART THEREOF	19140.79/75	256	281
LORRY	1 LORRY SPACE FOR EVERY 750 SQ.M OF WORKSHOP FLOOR AREA OR PART THEREOF	18119.31/750	24	30
	1 LORRY SPACE FOR EVERY 300 SQ.M OF GODOWN AREA OR PART THEREOF	1021.48/300	4	13
	TOTAL		28	43

OSR REQUIRED	5005.00 Sq.m(10.00%)
OSR PROVIDED	5379.69 Sq.m(10.74%)

HEIGHT OF THE BUILDING - 10.82M

Er.T.THILAK RANJITH,
B.E(Civil), M.E(Str),MIE,AIV,FICC,C.Engg, P.E(ECI)
Registered Structural Engineer /Grade -I
CLPA/SE/GR-I/024/2024
Thilakranjith19@gmail.com, 9486112301

REGISTERED STRUCTURAL ENGINEER

Er.C.PALANISAMY, B.E.,
Registered Engineer - TD/RE/Gr-I/2023/05/001
Registered Structural Engineer - TD/RSE/Gr-II/2024/35/003
Licensed Building Surveyor - 032/28/2016-2017
Consulting Civil Engineer
RG Builders No : 59/1, Swapna Towers (Third Floor),
Stanes Road 4th Street, Avinashi Main Road,
Tirupur -641602, Cell No: 9894042540
E.mail :cpsamy.rgbuilders@gmail.com

REGISTERED ENGINEER

For S.N.N.Tulasi Narayana Spinners Private Limited
Managing Director
3/7/26

APPLICANT

THE LANDLENS SUITE

Eight ways to know a piece of land before you pay for it.

This report covers one part of the picture. These cover the rest, drawn from the same government records, for any property in Tamil Nadu.

LandLens One
Ask anything about a property and get an answer grounded in live government records, with the sources shown.
/landlens/one

Verify My Land
Every record check run on one property and returned as a single report.
/landlens/verify-my-land

Legal Opinion
An advocate's written opinion on the title, built on the records we pull for it.
/landlens

One Map
Every layer on one map: the parcel, its boundary, zoning, water bodies and what sits around it.
/landlens/one/map

PriceMap
What land actually changed hands for around this plot, taken from the registered deeds.
/landlens/pricemap

Build Scope
What you are allowed to build here: floor space, height, coverage and setbacks.
/landlens/build-scope

Property Tracker
Watch a property and hear about it when something new is registered against it.
/landlens/property-tracker

Deal Room
Run the transaction in one place: documents, stamping, signatures and the parties.
/landlens/deal-room

FREE TOOLS · NO ACCOUNT NEEDED

Twenty-four checks you can run yourself, at no cost.

Records and verification

The registers themselves, read for you.

- Encumbrance Certificate
- Patta and Chitta
- Field Measurement Sketch
- EC Analyzer
- Bank charge check
- Court case search
- Seller background check
- Approval check by survey

Value and duty

What it is worth and what it costs to register.

- Guideline value by street
- Guideline value by survey
- Stamp duty and registration fees
- Capital gains
- Floor space index
- Area unit converter

Zoning and land use

What the plan says can happen on this land.

- Land use zone finder
- CMDA land use check
- Coastal regulation zone
- Master plan check
- Water bodies finder
- Airport height clearance

Registers and directories

Who holds it, and which office keeps the record.

- Find your registering office
- Temple property check
- Waqf property check
- RERA register

Every free tool
/tools

Services we run for you
/services

The LandLens suite
/landlens/one

Verified RealEstate™

Every claim in this document traces back to a government record.

- Legal opinions, due diligence and title verification
- Building plan, layout and sub-division approvals
- Completion and occupancy certificates, regularisation
- Escrow, negotiation and NRI property management
- Land survey, soil testing, architecture and construction

Verified RealEstate
3/350/2 Mettukuppam,
OMR Thoraipakkam,
Chennai 600 097, India
hello@verified.realestate
+91 9996 12 9996

Prepared from the registers named on the page each finding sits on. Where a register could not be read, this document says so in its place rather than leaving the gap to be read as a clean result.