PP APPROVAL RECORD

Planning Permission

Erode district, Tamil Nadu

APPROVAL TYPE
Building Plan

ISSUING AUTHORITY
Rural Panchayat

The approval as the planning authority issued it, reproduced in full behind this page.

An approval speaks to what was sanctioned, not to what was built. Completion is a separate record.

Verified RealEstate™
3/350/2 Mettukuppam,
OMR Thoraipakkam,
Chennai 600 097, India

hello@verified.realestate
+91 9996 12 9996
verified.realestate

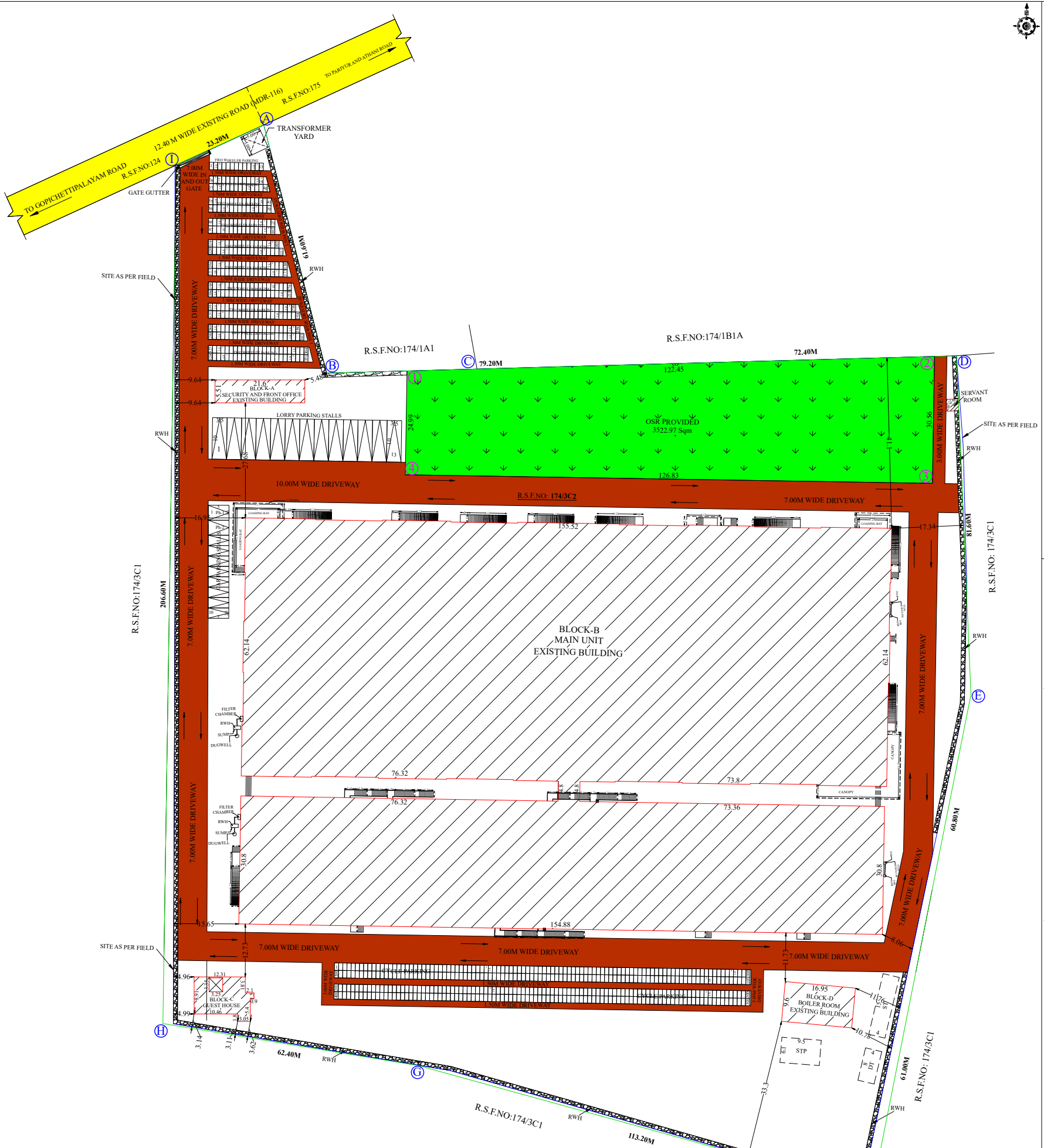

12.40 M WIDE EXISTING ROAD (MDR-116)
TO GOPICHETTIPALAYAM ROAD
TO PARIYUR AND ATHANI ROAD
R.S.F.NO:124
R.S.F.NO:175
23.20M
TRANSFORMER YARD
GATE GUTTER
7.00M WIDE IN AND OUT GATE
TWO WHEELER PARKING
61.60M
RWH
SITE AS PER FIELD
7.00M WIDE DRIVEWAY
R.S.F.NO:174/1A1
R.S.F.NO:174/1B1A
79.20M
72.40M
122.45
BLOCK-A SECURITY AND FRONT OFFICE EXISTING BUILDING
21.6
LORRY PARKING STALLS
OSR PROVIDED 3522.97 Sqm
SERVANT ROOM
SITE AS PER FIELD
30.56
3.00M WIDE DRIVEWAY
126.83
10.00M WIDE DRIVEWAY
R.S.F.NO: 174/3C2
7.00M WIDE DRIVEWAY
R.S.F.NO: 174/3C1
81.60M
206.60M
155.52
17.34
BLOCK-B MAIN UNIT EXISTING BUILDING
62.14
LOADING BAY
FILTER CHAMBER
RWH
SUMP
DUGWELL
76.32
73.8
73.36
CANOPY
30.8
154.88
60.80M
7.00M WIDE DRIVEWAY
BLOCK-C GUEST HOUSE
12.31
10.46
BLOCK-D BOILER ROOM EXISTING BUILDING
16.95
STP
62.40M
R.S.F.NO:174/3C1
113.20M
61.00M
R.S.F.NO: 174/3C1
SITE AS PER FIELD
A
B
C
D
E
F
G
H
I
1
2
3
4

SITE PLAN
SCALE 1:400

BLOCK-A
SCALE 1:100

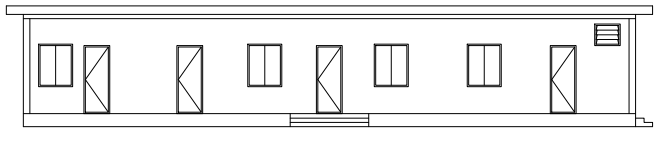

SOUTH SIDE ELEVATION

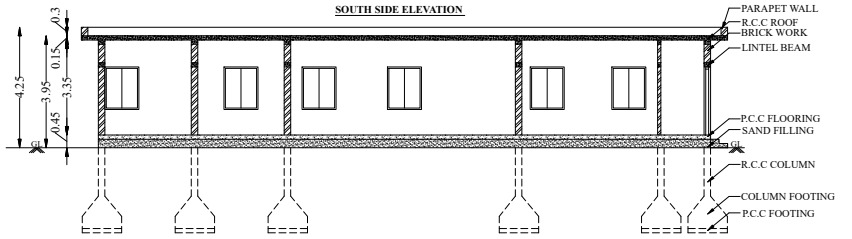

PARAPET WALL
R.C.C ROOF
BRICK WORK
LINTEL BEAM
P.C.C FLOORING
SAND FILLING
R.C.C COLUMN
COLUMN FOOTING
P.C.C FOOTING
4.25
3.95
3.35
0.15
0.3
0.45
GL

SECTION A-A

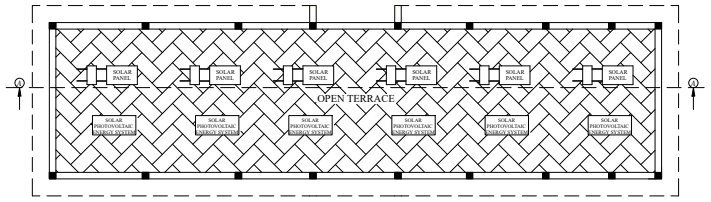

SOLAR PANEL
OPEN TERRACE

BLOCK - A
TERRACE FLOOR PLAN

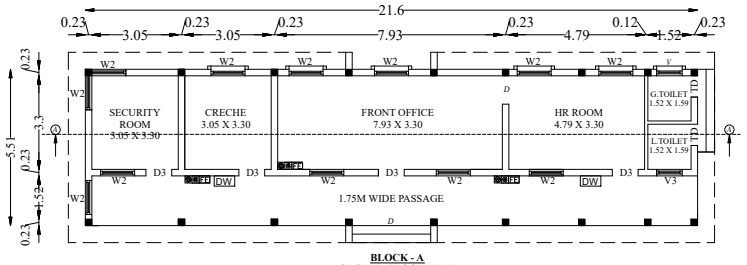

21.6
0.23
3.05
7.93
4.79
0.12
1.52
SECURITY ROOM 3.05 X 3.30
CRECHE 3.05 X 3.30
FRONT OFFICE 7.93 X 3.30
HR ROOM 4.79 X 3.30
G.TOILET 1.52 X 1.59
L.TOILET 1.52 X 1.59
1.75M WIDE PASSAGE
W2
D
D3
DW
V3
5.51
3.3
1.52

BLOCK - A
GROUND FLOOR PLAN

BLOCK-C
SCALE 1:100

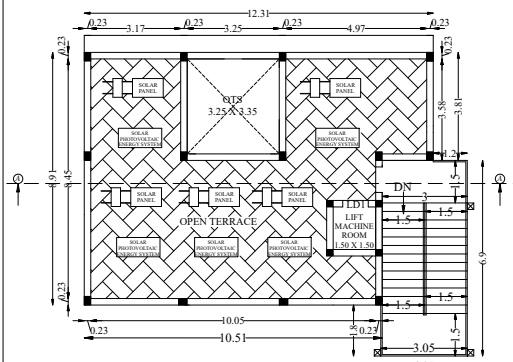

12.31
0.23
3.17
3.25
4.97
SOLAR PANEL
OPEN TERRACE
LIFT MACHINE ROOM
DN
10.05
10.51
3.05

BLOCK - C
TERRACE FLOOR PLAN

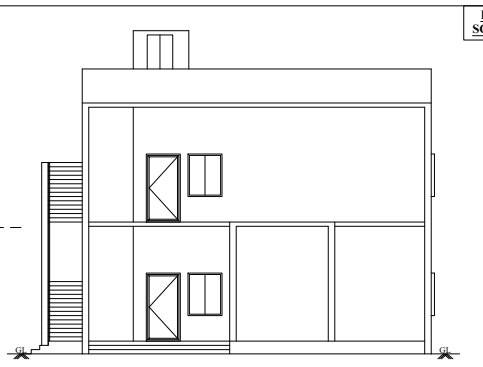

NORTH SIDE ELEVATION

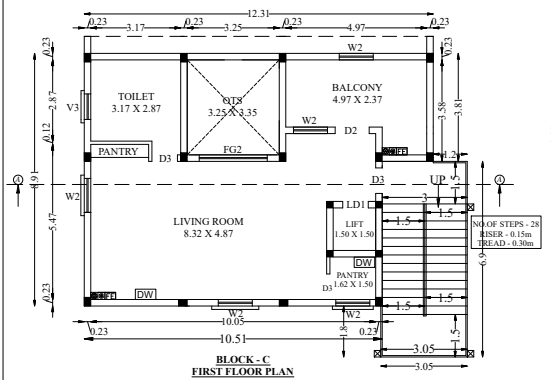

12.31
TOILET 3.17 X 2.87
BALCONY 4.97 X 2.37
LIVING ROOM 8.32 X 4.87
PANTRY
LIFT 1.50 X 1.50
NO.OF STEPS - 28 RISER - 0.15m TREAD - 0.30m
UP
10.05
10.51
3.05

BLOCK - C
FIRST FLOOR PLAN

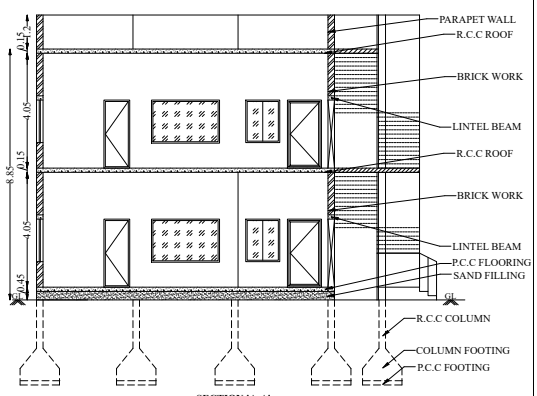

PARAPET WALL
R.C.C ROOF
BRICK WORK
LINTEL BEAM
R.C.C ROOF
BRICK WORK
LINTEL BEAM
P.C.C FLOORING
SAND FILLING
R.C.C COLUMN
COLUMN FOOTING
P.C.C FOOTING
8.85
4.05

SECTION 'A-A'

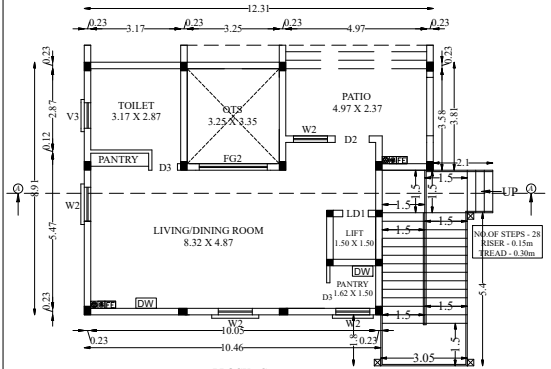

12.31
TOILET 3.17 X 2.87
PATIO 4.97 X 2.37
LIVING/DINING ROOM 8.32 X 4.87
PANTRY 1.62 X 1.50
LIFT 1.50 X 1.50
NO.OF STEPS - 28 RISER - 0.15m TREAD - 0.30m
UP
10.05
10.46
3.05

BLOCK - C
GROUND FLOOR PLAN

SERVANT ROOM
SCALE 1:100

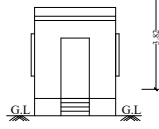

WEST SIDE ELEVATION

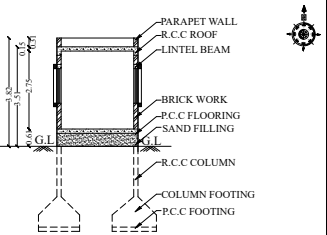

PARAPET WALL
R.C.C ROOF
LINTEL BEAM
BRICK WORK
P.C.C FLOORING
SAND FILLING
R.C.C COLUMN
COLUMN FOOTING
P.C.C FOOTING
G.L

SECTION ON A-A

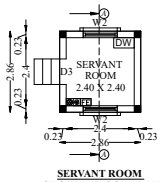

SERVANT ROOM 2.40 X 2.40
D3
W2
2.86
0.23

SERVANT ROOM
GROUND FLOOR PLAN

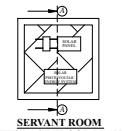

SOLAR PANEL

SERVANT ROOM
TERRACE FLOOR PLAN

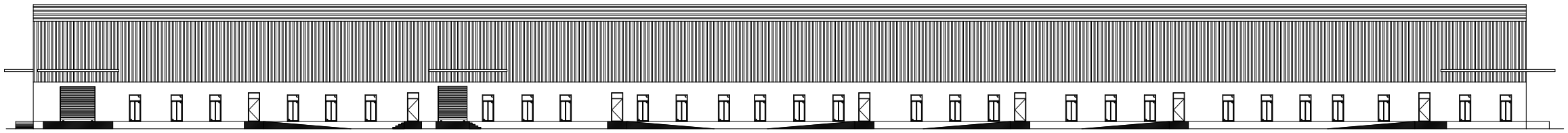

BLOCK-B
NORTH SIDE ELEVATION

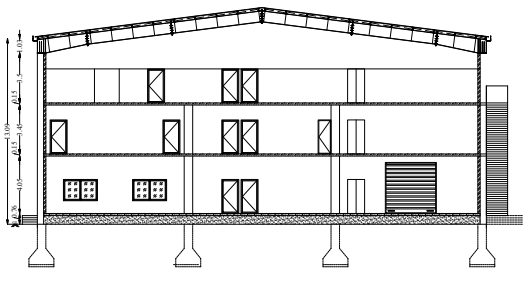


SHEET CANOPY
LOADING BAY
3.42M WIDE PASSAGE
3.33M WIDE PASSAGE
2.00M WIDE PASSAGE
INSPECTION CABIN 4.81 X 4.80
INSPECTION CABIN 3.36 X 4.80
INSPECTION CABIN 8.24 X 4.95
INSPECTION CABIN 4.81 X 4.83
INSPECTION CABIN 3.36 X 4.83
PACKING AREA 54.70 X 14.75
PACK TABLE
LADIES TOILET
GENTS TOILET
LIFT
3.55M WIDE PASSAGE
RECEPTION 6.53 X 7.86
HALL 8.04 X 20.39
2.00M WIDE PASSAGE
QUALITY CHECKING ROOM 4.96 X 4.88
PROCESSING AREA 146.45 X 61.74
OFFICE AREA 5.36 X 3.29
SPARES LOCKER 7.81 X 2.85
STAIN REMOVER ROOM 7.81 X 7.44
MACHANIC ROOM -1 11.12 X 12.92
4.30M WIDE PASSAGE
SMOKING AREA
GEN.SET-125KVA
GEN.SET-500KVA
GEN.SET & COMPRESSOR AREA 12.04 X 13.20
CANOPY
LOADING BAY
LIFT 2.4X 2.5
ACCESSORIES
TRIMS STORAGE
COUNTING SECTION
PROCESSING AREA 110.17 X 30.48
CUTTING M/C
LAY TABLE
Manual cut
DOUBLE HEIGHT
DOUBLE HEIGHT 15.48 X 9.76
ROOF CUTOUT DOUBLE HEIGHT
STORAGE AREA 12.02 X 20.97
LOBBY 4.43 X 3.05
3.05M WIDE PASSAGE
2.00M WIDE PASSAGE
STORAGE AREA 12.21 X 10.38
155.52
155.12

BLOCK-B
GROUND FLOOR PLAN

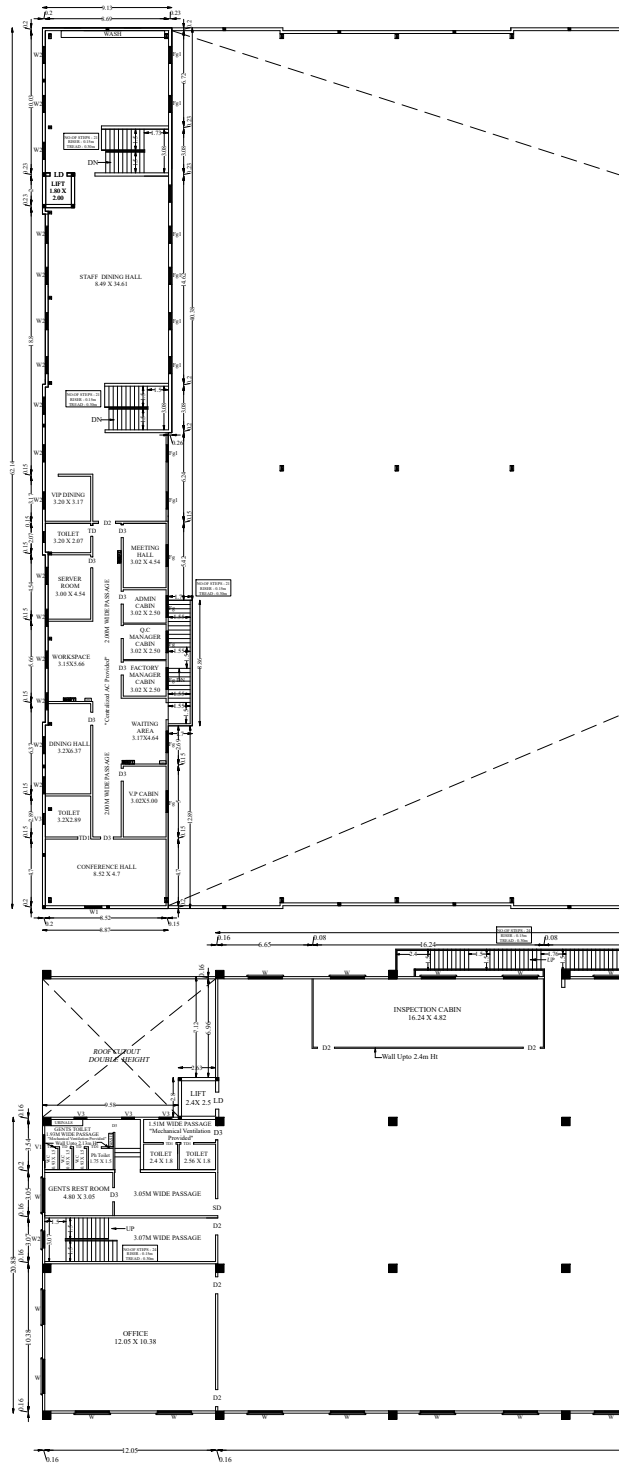
STAFF DINING HALL 8.49 X 34.61
VIP DINING 3.20 X 3.17
TOILET
MEETING HALL 3.02 X 4.54
SERVER ROOM 3.00 X 4.54
ADMIN CABIN 3.02 X 2.50
QC MANAGER CABIN 3.02 X 2.50
FACTORY MANAGER CABIN 3.02 X 2.50
WORKSPACE
WAITING AREA 3.17X4.64
DINING HALL
VIP CABIN
CONFERENCE HALL 8.52 X 4.7
INSPECTION CABIN 16.24 X 4.82
ROOF CUTOUT DOUBLE HEIGHT
LIFT 2.4X 2.5
GENTS REST ROOM
3.07M WIDE PASSAGE
OFFICE 12.05 X 10.38

BLOCK-B
SCALE 1:200

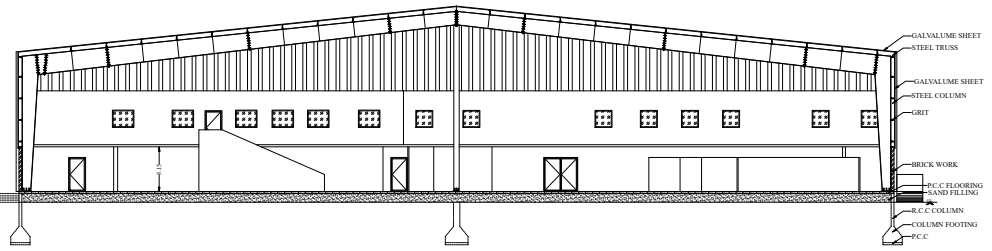
GALVALUME SHEET
STEEL TRUSS
GALVALUME SHEET
STEEL COLUMN
GRIT
BRICK WORK
P.C.C FLOORING
SAND FILLING
R.C.C COLUMN
COLUMN FOOTING
P.C.C
3.15

SECTION ON 'A-A'

BLOCK-D
SCALE 1:100

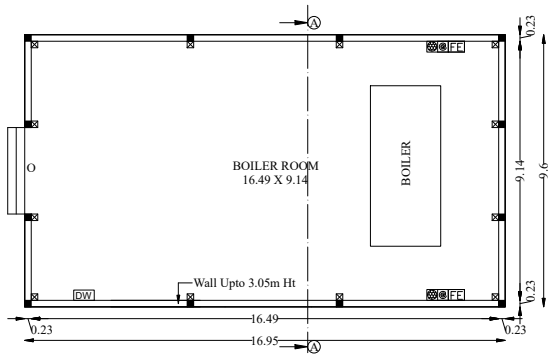
A
BOILER ROOM
16.49 X 9.14
BOILER
O
DW
FE
FE
Wall Upto 3.05m Ht
0.23
9.14
9.6
0.23
0.23
16.49
0.23
16.95
A

BLOCK-D
GROUND FLOOR PLAN

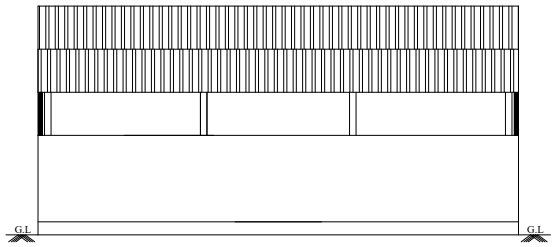

SOUTH SIDE ELEVATION

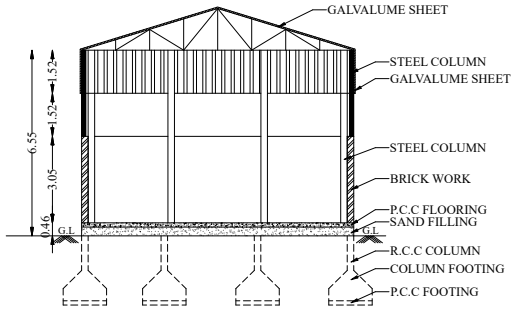
GALVALUME SHEET
STEEL COLUMN
GALVALUME SHEET
STEEL COLUMN
BRICK WORK
P.C.C FLOORING
SAND FILLING
R.C.C COLUMN
COLUMN FOOTING
P.C.C FOOTING
6.55
1.52
1.52
3.05
0.46
G.L
G.L

SECTION A-A

VERTICAL REINFORCEMENT AT JAMBS OF OPENINGS

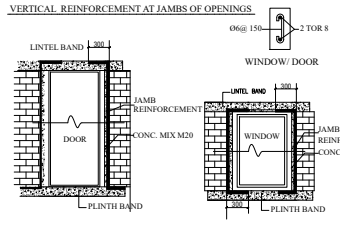
Ø6@ 150
2 TOR 8
WINDOW/ DOOR
LINTEL BAND
300
DOOR
JAMB
REINFORCEMENT
CONC. MIX M20
PLINTH BAND
LINTEL BAND
300
WINDOW
JAMB
REINFORCEMENT
CONC. MIX M20
300
PLINTH BAND

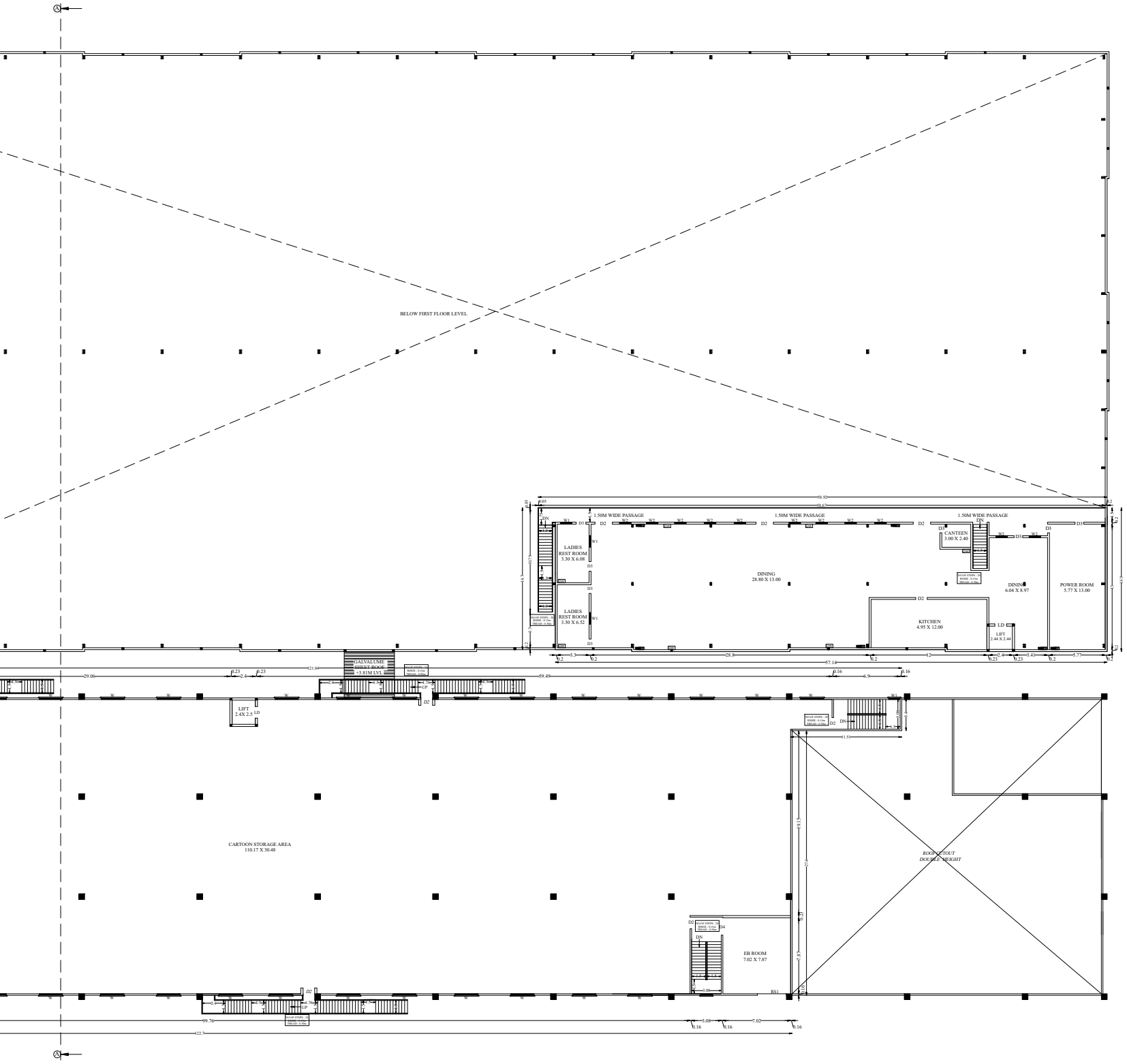
A
BELOW FIRST FLOOR LEVEL
58.92
58.67
1.50M WIDE PASSAGE
1.50M WIDE PASSAGE
1.50M WIDE PASSAGE
DN
W1
D3
D2
W2
LADIES
REST ROOM
3.30 X 6.08
DINING
28.80 X 13.00
CANTEEN
3.00 X 2.40
DN
DINING
6.04 X 8.97
POWER ROOM
5.77 X 13.00
LADIES
REST ROOM
3.30 X 6.52
KITCHEN
4.95 X 12.00
LD
LIFT
2.44 X 2.44
NO.OF STEPS : 26
RISER : 0.15m
TREAD : 0.30m
3.3
28.8
12
2.4
3.41
5.77
0.2
0.23
57.14
29.06
0.23
2.4
0.23
121.84
GALVALUME
SHEET ROOF
+3.81M LVL
59.49
0.16
6.9
0.16
W
LIFT
2.4X 2.5
LD
UP
D2
DN
11.51
CARTOON STORAGE AREA
110.17 X 30.48
ROOF CUTOUT
DOUBLE HEIGHT
D4
EB ROOM
7.02 X 7.87
RS1
99.76
122.7
3.08
0.16
7.02
0.16
A

BLOCK-B
FIRST FLOOR PLAN

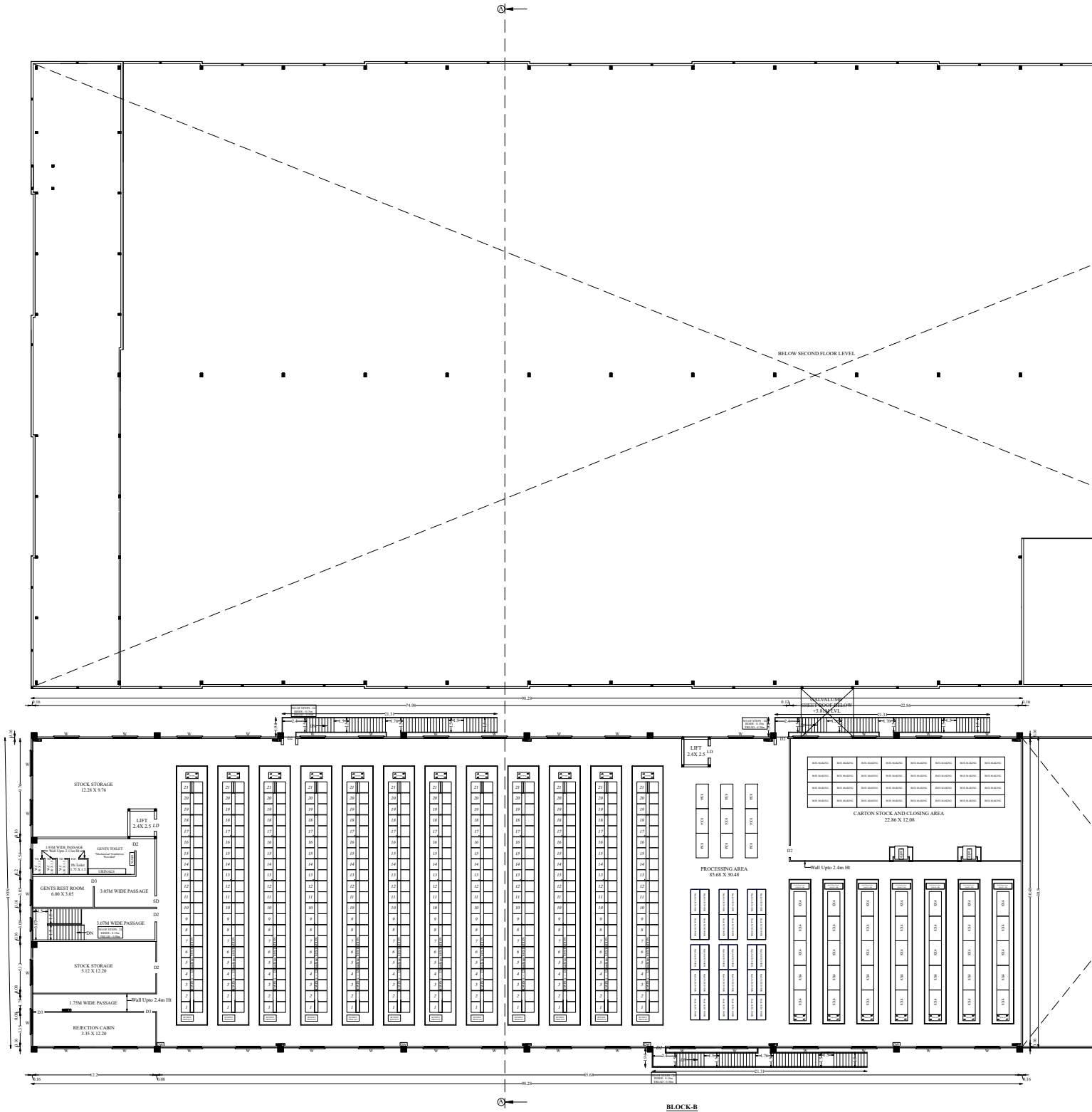
A
BELOW SECOND FLOOR LEVEL
98.28
74.98
0.12
22.86
0.16
21.31
GALVALUME
SHEET ROOF BELOW
+3.81M LVL
NO.OF STEPS : 26
RISER : 0.15m
TREAD : 0.30m
W
D2
STOCK STORAGE
12.28 X 9.76
LIFT
2.4X 2.5
LD
1.95M WIDE PASSAGE
Wall Upto 2.13m Ht
GENTS TOILET
"Mechanical Ventilation Provided"
Ph Toilet
1.75 X 1.5
URINALS
D3
GENTS REST ROOM
6.00 X 3.05
3.05M WIDE PASSAGE
SD
3.07M WIDE PASSAGE
DN
STOCK STORAGE
5.12 X 12.20
1.75M WIDE PASSAGE
Wall Upto 2.4m Ht
REJECTION CABIN
3.35 X 12.20
LIFT
2.4X 2.5
LD
PROCESSING AREA
85.68 X 30.48
BOX MAKING
CARTON STOCK AND CLOSING AREA
22.86 X 12.08
Wall Upto 2.4m Ht
8X4
30.48
30.8
12.2
0.16
0.08
85.68
98.28
A

BLOCK-B
SECOND FLOOR PLAN

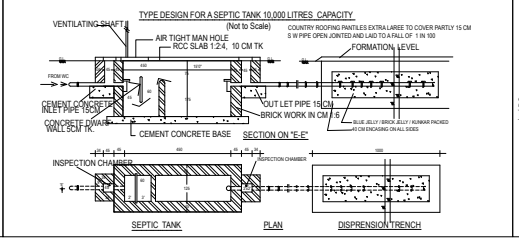
TYPE DESIGN FOR A SEPTIC TANK 10,000 LITRES CAPACITY
(Not to Scale)
VENTILATING SHAFT
AIR TIGHT MAN HOLE
RCC SLAB 1:2:4, 10 CM TK
COUNTRY ROOFING PANTILES EXTRA LAREE TO COVER PARTLY 15 CM
S W PIPE OPEN JOINTED AND LAID TO A FALL OF 1 IN 100
FORMATION LEVEL
FROM WC
CEMENT CONCRETE
INLET PIPE 15CM
CONCRETE DWARF WALL 5CM TK.
OUT LET PIPE 15 CM
BRICK WORK IN CM 1:6
BLUE JELLY / BRICK JELLY / KUNKAR PACKED
40 CM ENCASING ON ALL SIDES
CEMENT CONCRETE BASE
SECTION ON "E-E"
INSPECTION CHAMBER
INSPECTION CHAMBER
SEPTIC TANK
PLAN
DISPRENSION TRENCH

RAINWATER HARVESTING SYSTEM

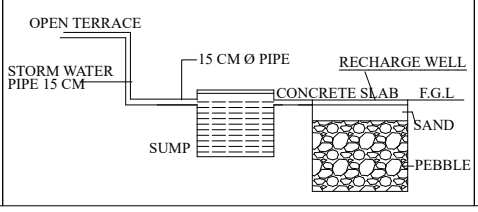
OPEN TERRACE
STORM WATER PIPE 15 CM
15 CM Ø PIPE
RECHARGE WELL
CONCRETE SLAB
F.G.L
SUMP
SAND
PEBBLE

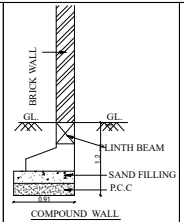
BRICK WALL
GL.
GL.
LINTH BEAM
SAND FILLING
P.C.C
1.2
0.91

COMPOUND WALL DETAIL

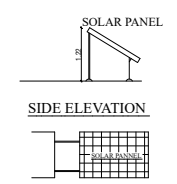
SOLAR PANEL
1.22
SIDE ELEVATION
SOLAR PANNEL

SOLAR ENERGY
(Not to scale)

VERTICAL REINFORCEMENT IN BRICK WALLS

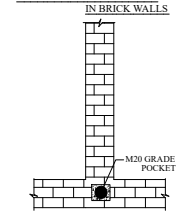
M20 GRADE POCKET

DETAILED PLAN OF RAINWATER PERCULATION PEBBLE BED

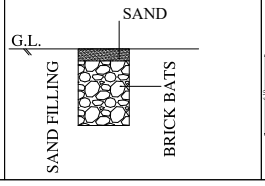
SAND
G.L.
SAND FILLING
BRICK BATS

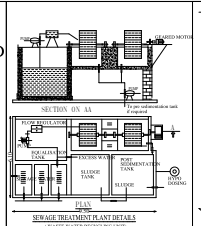
GEARED MOTOR
PUMP
SECTION ON AA
To pre sedimentation tank if required
FLOW REGULATOR
EQUALISATION TANK
EXCESS WATER
POST SEDIMENTATION TANK
SLUDGE TANK
SLUDGE
HYPO DOSING
PLAN

SEWAGE TREATMENT PLANT DETAILS
(WASTE WATER RECYCLING UNIT)

HORIZONTAL SEISMIC BANDS

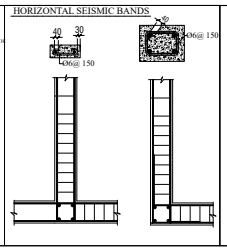
40
30
Ø6@ 150
40
Ø6@ 150

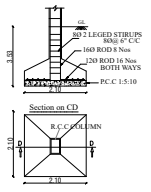
GL
8Ø 2 LEGED STIRUPS 8Ø@ 6" C/C
16Ø ROD 8 Nos
12Ø ROD 16 Nos BOTH WAYS
P.C.C 1:5:10
3.03
2.10
Section on CD
R.C.C COLUMN
2.10
2.10
D
D
Plan

FOUNDATION DETAILS
(The above details willbe changed asper the soiltest report & structural Engineer instruction)

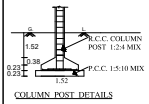
R.C.C. COLUMN POST 1:2:4 MIX
P.C.C. 1:5:10 MIX
1.52
0.38
0.23
0.23
1.52

COLUMN POST DETAILS

STAIRCASE DETAILS
(NOT TO SCALE)

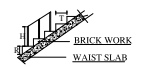
T
H
R
BRICK WORK
WAIST SLAB

T - TREAD : 0.30M
R - RISE : 0.15 M
H - HANDRIAL : 1.50 m

HP DETAILS				
S.No	NAME OF THE MACHINES	NO OF MACHINES	HP	TOTAL HP
1	SEWING M/C	635	0.54	342.90
2	FUSING M/C	25	1.34	33.50
3	NEEDLE DETECTOR M/C	5	1.34	6.70
4	BAND KNIFE M/C	5	2.01	10.05
5	STRAIGHT KNIFE M/C	6	0.54	3.24
6	RIB CUTTING M/C	5	1.01	5.05
7	AIR DRYER	1	1.34	1.34
8	TOTAL LIGHTING LOAD	1	119.87	119.87
9	IRONING TABLE	80	1.01	80.80
10	STAIN REMOVER	6	4.96	29.76
11	AUTO CUTTER M/C	2	49.60	99.20
12	SPREADER M/C	5	4.96	24.80
13	FABRIC RELAX M/C	3	2.01	6.03
14	EMBROIDERY M/C	5	4.96	24.80
15	BOILER	1	13.40	13.40
16	AIR COMPRESSOR 1	1	73.76	73.76
17	AIR COMPRESSOR 2	1	25.14	25.14
18	FIRE HYDRANT JOCKY PUMP	1	10.06	10.06
19	FIRE HYDRANT MAIN PUMP	1	49.60	49.60
TOTAL HP				960.00

COLOR INDEX:

SITE BOUNDARY	▭
EXISTING ROAD	🟨
EXISTING BUILDING	▨
DRIVE WAY	🟥
OSR	🟩

REFERENCE

⊛	FIRE ALARM SYSTEM
⊗	HOSE REEL
FE	FIRE FIGHTING EQUIPMENT
DW	DRINKING WATER

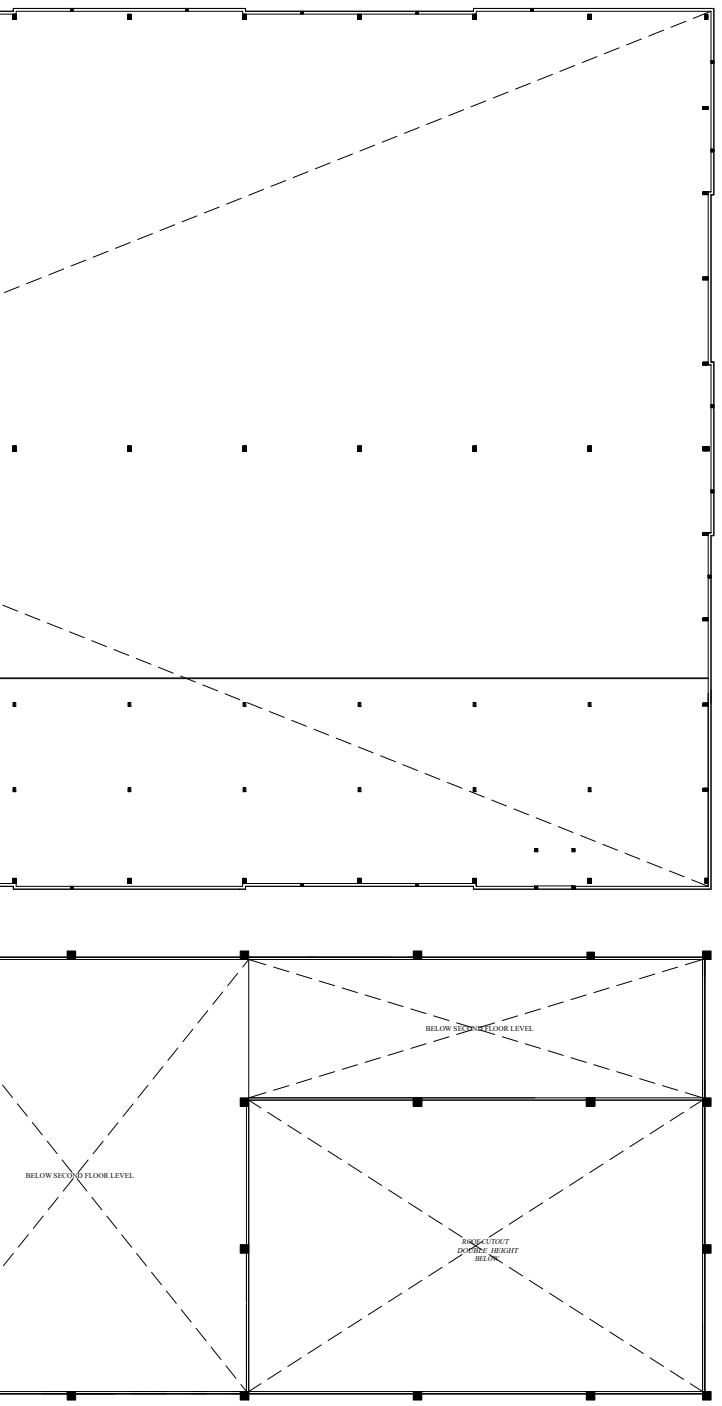
BELOW SECOND FLOOR LEVEL
BELOW SECOND FLOOR LEVEL
ROOF CUTOUT DOUBLE HEIGHT BELOW

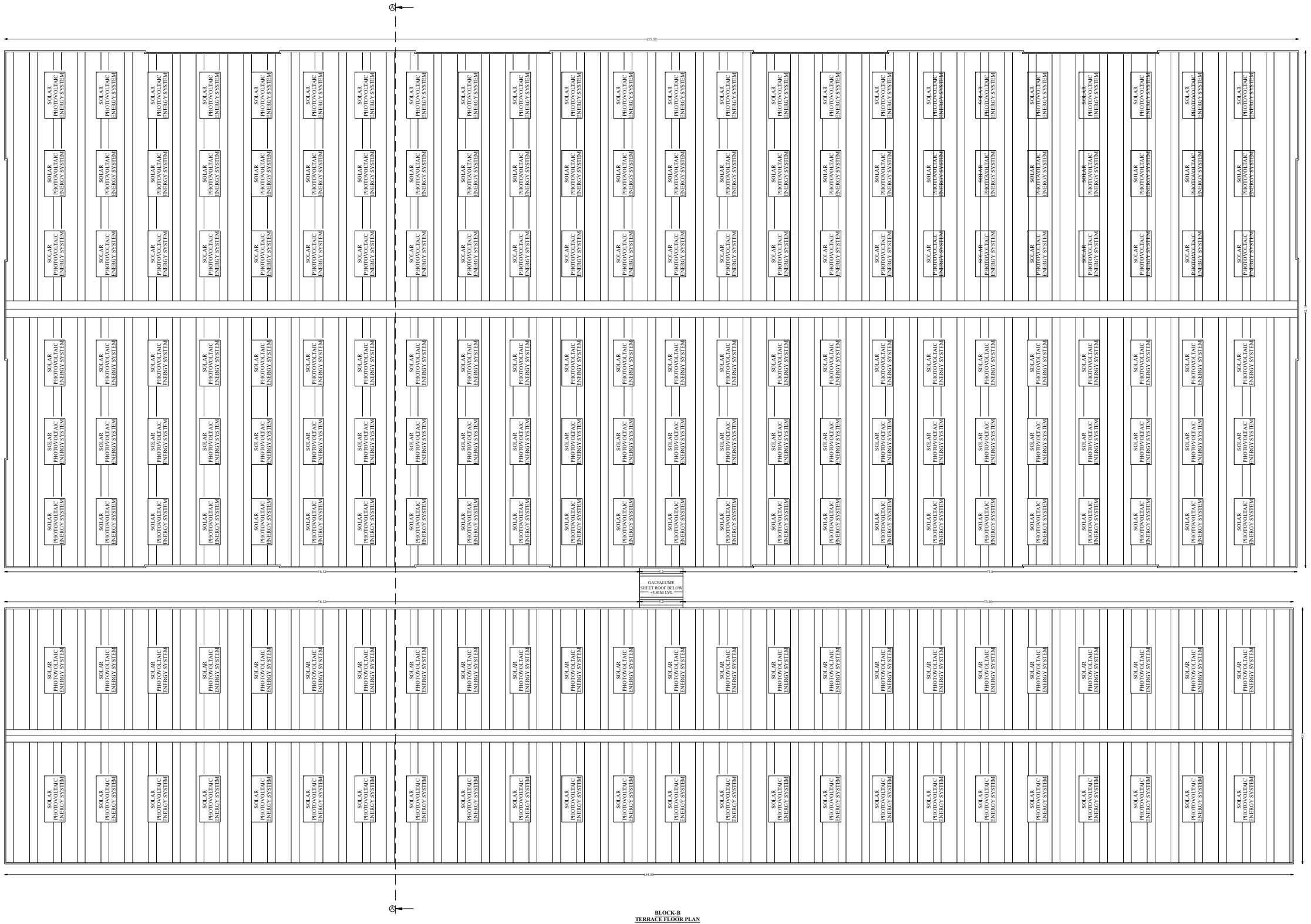
SOLAR PHOTOVOLTAIC ENERGY SYSTEM
GALVALUME SHEET ROOF BELOW +3.81M LVL
5.2
5.2
54.88

BLOCK-B
TERRACE FLOOR PLAN

SITE AND DETAILED PLAN SHOWING THE EXISTING CONSTRUCTION OF RCC ROOF OF BLOCK-A HAVING GROUND FLOOR, GALVALUME SHEET OF BLOCK-B HAVING GROUND + TWO FLOORS, RCC ROOF OF BLOCK-C HAVING GROUND + FIRST FLOOR, GALVALUME SHEET ROOF OF BLOCK-D HAVING GROUND FLOOR AND RCC ROOF OF SERVANT ROOM HAVING GROUND FLOOR OF TAILORING AND GARMENTS MAKING INDUSTRY (GREEN CATEGORY) BUILDING WITH 960 HP IN R.S.F.NO:174/3C2 AT NANJAI GOBI VILLAGE, GOBICHETTIPALAYAM TALUK, ERODE DISTRICT.

ALL DIMENSIONS ARE IN METER

ONLINE APPLICATION NO: SWP/BPA/0414968/2024

NAME OF THE APPLICANT :
M/s.SCM GARMENTS PRIVATE LIMITED
By Its Managing Director Mr.P.P.K.Paramasivam S/o.Mr.Kulandaivel

AREA DETAILS :

AS PER PATTA - 34500.00 Sq.m
AS PER DOCUMENT - 8.52 Acre (OR) 34479.25 Sq.m

DESCRIPTION	AREA (In Sqm)			
	FSI AREA	NON FSI AREA	DEDUCTION	TOTAL BUILTUP AREA
BLOCK-A (SECURITY AND FRONT OFFICE)				
GROUND FLOOR	119.09	-	-	119.09
BLOCK-B (MAIN UNIT)				
GROUND FLOOR	14421.38	-	-	14421.38
FIRST FLOOR	5136.20	-	-	5136.20
SECOND FLOOR	3126.63	-	-	3126.63
BLOCK-C (GUEST HOUSE)				
GROUND FLOOR	111.79	-	10.88	111.79
FIRST FLOOR	110.44	-	10.88	110.44
TERRACE FLOOR	-	3.84	-	3.84
BLOCK-D (BOILER ROOM)				
GROUND FLOOR	162.72	-	-	162.72
SERVANT ROOM				
GROUND FLOOR	8.18	-	-	8.18
TOTAL AREA	**23196.43**	**3.84**	**21.76**	**23200.27**

$$\text{FLOOR SPACE INDEX} = \frac{\text{FSI AREA}}{\text{SITE AREA}} = \frac{23196.43}{34479.25} = 0.67 < 1.50$$

MAXIMUM HEIGHT OF THE BUILDING: 13.09M

OSR REQUIRED	OSR PROVIDED
3466.06 Sqm (10.00%)	3522.97 Sqm (10.16%)

PARKING AREA DESCRIPTION	AREA	REQUIRED	PROVIDED
1 CAR SPACE FOR EVERY 200 SQ.M OF OFFICE AREA	986.67/200	5	10 (2 P.H Included)
1 TWO WHEELER SPACE FOR EVERY 50 SQ.M OF WORKSHOP AREA	16168.19/50	324	351
1 CYCLE SPACE FOR EVERY 50 SQ.M OF WORKSHOP AREA	16168.19/50	324	400
1 LORRY SPACE FOR EVERY 500 SQ.M OF STORAGE AREA	5767.53/500	12	13

JOINERY DETAILS		
S.No	DESCRIPTION	SIZE (In M)
1	ROLLING SHUTTER - RS	3.60 X 3.60
2	ROLLING SHUTTER - RS1	3.05 X 2.40
3	ROLLING SHUTTER - RS2	2.40 X 2.40
4	DOOR - D	3.05 X 2.40
5	DOOR - D1	2.40 X 2.40
6	DOOR - D2	1.20 X 2.40
7	DOOR - D3	0.90 X 2.40
8	DOOR - D4	1.80 X 2.40
9	TOILET DOOR - TD	0.75 X 2.40
10	TOILET DOOR - TD1	0.90 X 2.40
11	WINDOW - W	2.40 X 1.50
12	WINDOW - W1	1.20 X 2.17
13	WINDOW - W2	1.20 X 1.50
14	FIXED GLAZING - Fg	1.50 X 1.20
15	FIXED GLAZING - Fg1	1.20 X 1.20
16	FIXED GLAZING - Fg2	2.40 X 1.50
17	VENTILATOR - V	2.40 X 0.60
18	VENTILATOR - V1	1.80 X 0.60
19	VENTILATOR - V2	1.20 X 0.60
20	VENTILATOR - V3	0.90 X 0.60
21	SLIDING DOOR - SD	1.20 X 2.40
22	OPEN - O	3.05 X 3.05
23	LIFT DOOR - LD	1.20 X 2.40
24	LIFT DOOR - LD1	0.90 X 2.40

TOTAL NO. OF WORKERS	
MALE	300
FEMALE	200

Er.T.THILAK RANJITH,
B.E(Civil), M.E(Str),MIE,AIV,FICC,C.Engg, P.E(ECI)
Registered Structural Engineer /Grade -I
CLPA/SE/GR-I/024/2024
Thilakranjith19@gmail.com, 9486112301

REGISTERED STRUCTURAL ENGINEER

Er.T.THILAK RANJITH,
B.E(Civil), M.E(Str),MIE,AIV,FICC,C.Engg, P.E(ECI)
Registered Engineer /Grade -I
CMDA-RE/GRI/2022/08/392
Thilakranjith19@gmail.com, 9486112301

REGISTERED ENGINEER

For SCM GARMENTS PVT LIMITED
Managing Director

APPLICANT

THE LANDLENS SUITE

Eight ways to know a piece of land before you pay for it.

This report covers one part of the picture. These cover the rest, drawn from the same government records, for any property in Tamil Nadu.

LandLens One
Ask anything about a property and get an answer grounded in live government records, with the sources shown.
/landlens/one

Verify My Land
Every record check run on one property and returned as a single report.
/landlens/verify-my-land

Legal Opinion
An advocate's written opinion on the title, built on the records we pull for it.
/landlens

One Map
Every layer on one map: the parcel, its boundary, zoning, water bodies and what sits around it.
/landlens/one/map

PriceMap
What land actually changed hands for around this plot, taken from the registered deeds.
/landlens/pricemap

Build Scope
What you are allowed to build here: floor space, height, coverage and setbacks.
/landlens/build-scope

Property Tracker
Watch a property and hear about it when something new is registered against it.
/landlens/property-tracker

Deal Room
Run the transaction in one place: documents, stamping, signatures and the parties.
/landlens/deal-room

FREE TOOLS · NO ACCOUNT NEEDED

Twenty-four checks you can run yourself, at no cost.

Records and verification

The registers themselves, read for you.

- Encumbrance Certificate
- Patta and Chitta
- Field Measurement Sketch
- EC Analyzer
- Bank charge check
- Court case search
- Seller background check
- Approval check by survey

Value and duty

What it is worth and what it costs to register.

- Guideline value by street
- Guideline value by survey
- Stamp duty and registration fees
- Capital gains
- Floor space index
- Area unit converter

Zoning and land use

What the plan says can happen on this land.

- Land use zone finder
- CMDA land use check
- Coastal regulation zone
- Master plan check
- Water bodies finder
- Airport height clearance

Registers and directories

Who holds it, and which office keeps the record.

- Find your registering office
- Temple property check
- Waqf property check
- RERA register

Every free tool
/tools

Services we run for you
/services

The LandLens suite
/landlens/one

Verified RealEstate™

Every claim in this document traces back to a government record.

- Legal opinions, due diligence and title verification
- Building plan, layout and sub-division approvals
- Completion and occupancy certificates, regularisation
- Escrow, negotiation and NRI property management
- Land survey, soil testing, architecture and construction

Verified RealEstate
3/350/2 Mettukuppam,
OMR Thoraipakkam,
Chennai 600 097, India
hello@verified.realestate
+91 9996 12 9996

Prepared from the registers named on the page each finding sits on. Where a register could not be read, this document says so in its place rather than leaving the gap to be read as a clean result.