Verified RealEstate™

REFERENCE
SWP/BPA/414968/2025

ISSUED
01 February 2025

PP APPROVAL RECORD

Planning Permission

Ramanathapuram
Erode district, Tamil Nadu

APPROVAL TYPE
Building Plan

ISSUING AUTHORITY
DTCP

The approval as the planning authority issued it, reproduced in full behind this page.

An approval speaks to what was sanctioned, not to what was built. Completion is a separate record.

Verified RealEstate™
3/350/2 Mettukuppam,
OMR Thoraipakkam,
Chennai 600 097, India

hello@verified.realestate
+91 9996 12 9996
verified.realestate

DIGITALLY VERIFIED RECORD

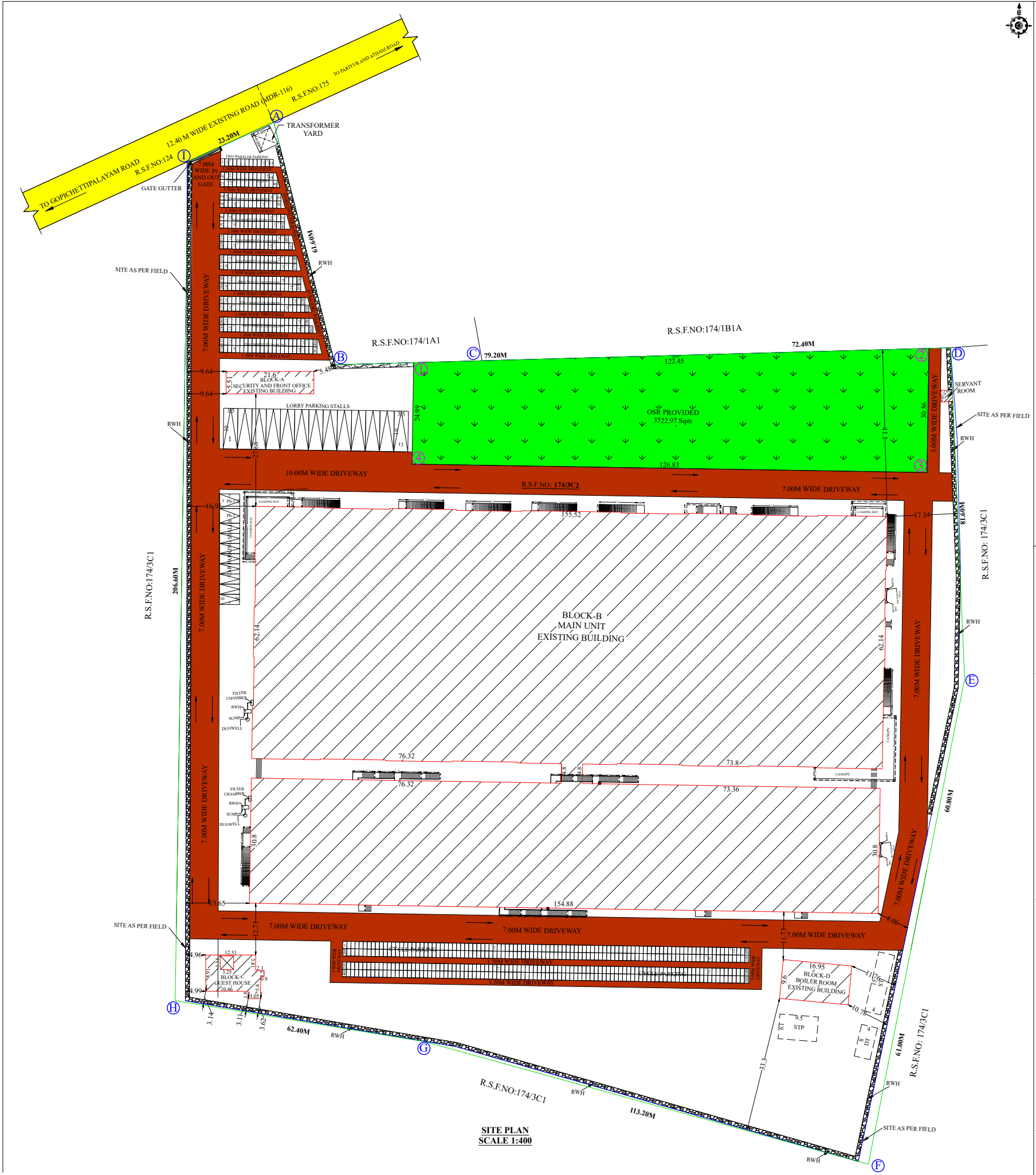
TO GOPICHETTIPALAYAM ROAD
12.40 M WIDE EXISTING ROAD (MDR-116)
TO PARIYUR AND ATHANI ROAD
R.S.F.NO:124
R.S.F.NO:175
23.20M
TRANSFORMER YARD
GATE GUTTER
7.00M WIDE IN AND OUT GATE
TWO WHEELER PARKING
61.60M
RWH
SITE AS PER FIELD
7.00M WIDE DRIVEWAY
R.S.F.NO:174/1A1
R.S.F.NO:174/1B1A
79.20M
72.40M
122.45
BLOCK-A SECURITY AND FRONT OFFICE EXISTING BUILDING
21.6
LORRY PARKING STALLS
OSR PROVIDED 3522.97 Sqm
SERVANT ROOM
SITE AS PER FIELD
3.00M WIDE DRIVEWAY
126.83
10.00M WIDE DRIVEWAY
R.S.F.NO: 174/3C2
7.00M WIDE DRIVEWAY
R.S.F.NO:174/3C1
206.60M
155.52
BLOCK-B MAIN UNIT EXISTING BUILDING
62.14
81.60M
R.S.F.NO: 174/3C1
LOADING BAY
FILTER CHAMBER
RWH
SUMP
DUGWELL
76.32
73.8
73.36
CANOPY
30.8
154.88
60.80M
7.00M WIDE DRIVEWAY
BLOCK-C GUEST HOUSE
12.31
10.46
BLOCK-D BOILER ROOM EXISTING BUILDING
16.95
STP
62.40M
R.S.F.NO:174/3C1
113.20M
61.00M
R.S.F.NO: 174/3C1
SITE AS PER FIELD
A B C D E F G H I

SITE PLAN
SCALE 1:400

BLOCK-A
SCALE 1:100

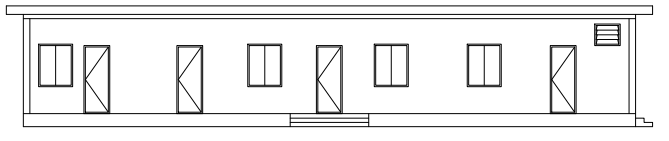

SOUTH SIDE ELEVATION

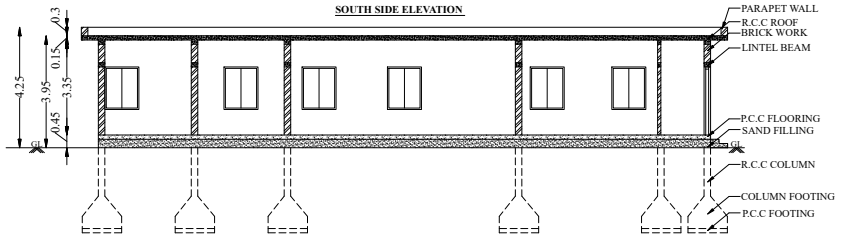
PARAPET WALL
R.C.C ROOF
BRICK WORK
LINTEL BEAM
P.C.C FLOORING
SAND FILLING
R.C.C COLUMN
COLUMN FOOTING
P.C.C FOOTING
G.L
4.25
3.95
3.35
0.45
0.15
0.3

SECTION A-A

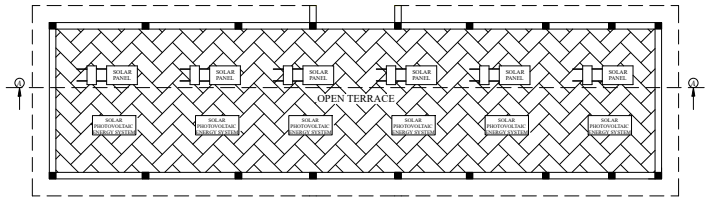
SOLAR PANEL
OPEN TERRACE

BLOCK - A
TERRACE FLOOR PLAN

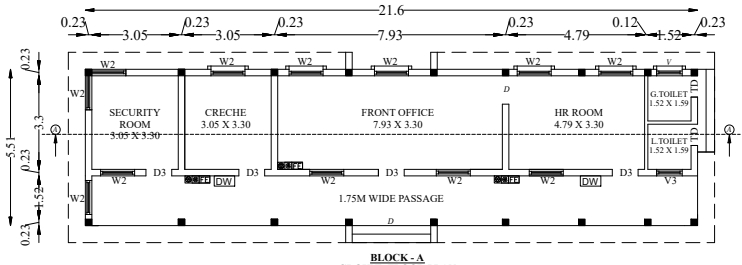
21.6
0.23
3.05
7.93
4.79
0.12
1.52
SECURITY ROOM 3.05 X 3.30
CRECHE 3.05 X 3.30
FRONT OFFICE 7.93 X 3.30
HR ROOM 4.79 X 3.30
G.TOILET 1.52 X 1.59
L.TOILET 1.52 X 1.59
1.75M WIDE PASSAGE
W2
D3
DW
V3

BLOCK - A
GROUND FLOOR PLAN

BLOCK-C
SCALE 1:100

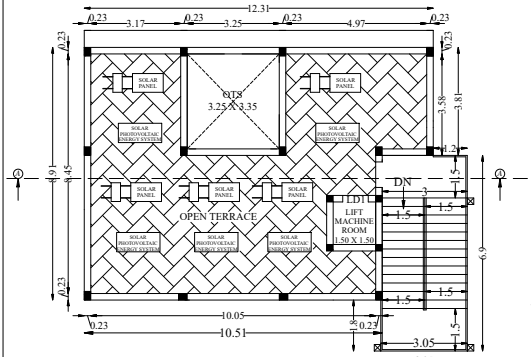
12.31
0.23
3.17
3.25
4.97
SOLAR PANEL
OTS 3.25 X 2.35
OPEN TERRACE
LIFT MACHINE ROOM
LLD1
DN
10.05
10.51
3.05

BLOCK - C
TERRACE FLOOR PLAN

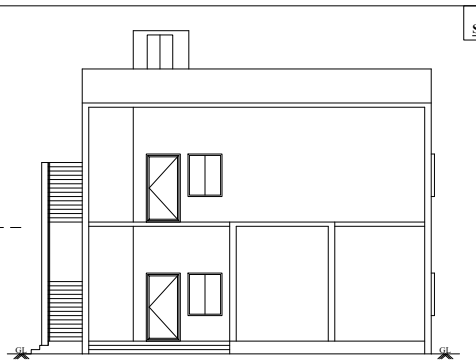

NORTH SIDE ELEVATION

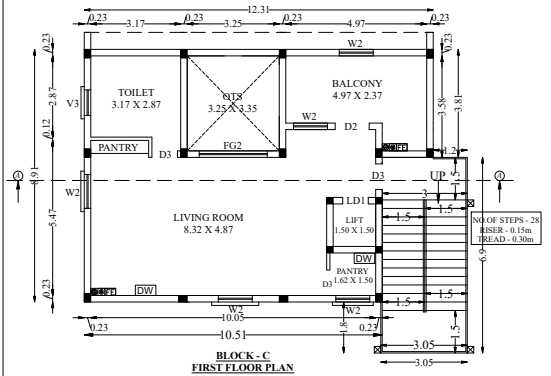
12.31
TOILET 3.17 X 2.87
OTS 3.25 X 2.35
BALCONY 4.97 X 2.37
PANTRY
FG2
LIVING ROOM 8.32 X 4.87
LIFT 1.50 X 1.50
LLD1
PANTRY 1.62 X 1.50
NO.OF STEPS - 28 RISER - 0.15m TREAD - 0.30m
UP
DW
W2
D2
D3
V3
10.05
10.51

BLOCK - C
FIRST FLOOR PLAN

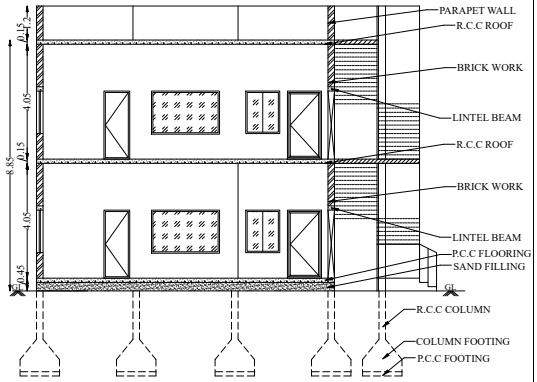
PARAPET WALL
R.C.C ROOF
BRICK WORK
LINTEL BEAM
R.C.C ROOF
BRICK WORK
LINTEL BEAM
P.C.C FLOORING
SAND FILLING
R.C.C COLUMN
COLUMN FOOTING
P.C.C FOOTING
8.85
4.05
0.15
0.45

SECTION 'A-A'

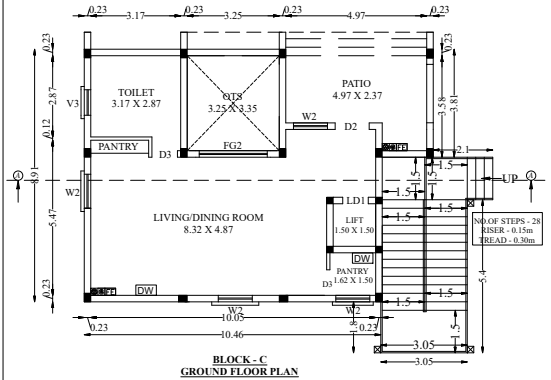
12.31
TOILET 3.17 X 2.87
OTS 3.25 X 2.35
PATIO 4.97 X 2.37
PANTRY
FG2
LIVING/DINING ROOM 8.32 X 4.87
LIFT 1.50 X 1.50
LLD1
PANTRY 1.62 X 1.50
NO.OF STEPS - 28 RISER - 0.15m TREAD - 0.30m
UP
DW
10.05
10.46
3.05

BLOCK - C
GROUND FLOOR PLAN

SERVANT ROOM
SCALE 1:100

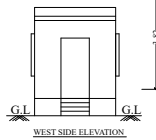

WEST SIDE ELEVATION

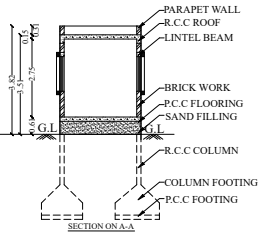
PARAPET WALL
R.C.C ROOF
LINTEL BEAM
BRICK WORK
P.C.C FLOORING
SAND FILLING
R.C.C COLUMN
COLUMN FOOTING
P.C.C FOOTING
G.L

SECTION ON A-A

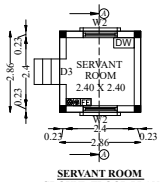
SERVANT ROOM 2.40 X 2.40
D3
W2
0.23
2.86
2.4

SERVANT ROOM
GROUND FLOOR PLAN


SOLAR PANEL

SERVANT ROOM
TERRACE FLOOR PLAN

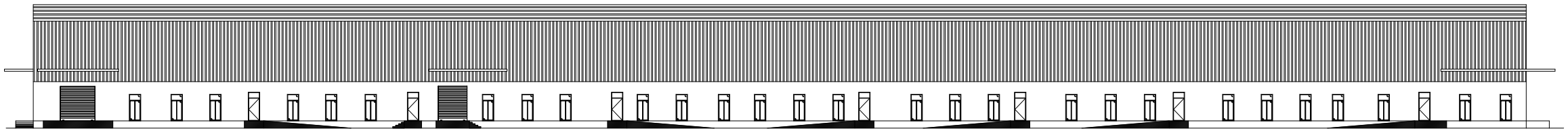

BLOCK-B
NORTH SIDE ELEVATION

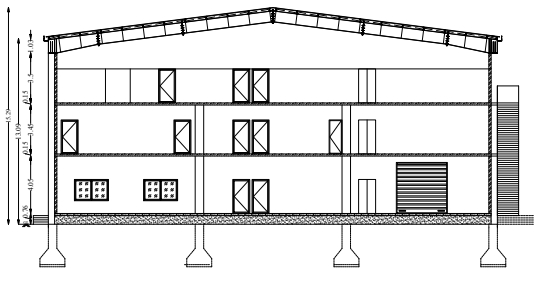



SHEET CANOPY
LOADING BAY
3.42M WIDE PASSAGE
3.33M WIDE PASSAGE
2.40M WIDE PASSAGE
LADIES TOILET
GENTS TOILET
3.55M WIDE PASSAGE
RECEPTION
6.53 X 7.86
HALL
8.04 X 20.39
2.00M WIDE PASSAGE
QUALITY CHECKING ROOM
4.96 X 4.88
2.00M WIDE PASSAGE
INSPECTION CABIN
4.81 X 4.80
INSPECTION CABIN
3.36 X 4.80
INSPECTION CABIN
8.24 X 4.95
INSPECTION CABIN
4.81 X 4.83
INSPECTION CABIN
3.36 X 4.83
PACKING AREA
54.70 X 14.75
PACK TABLE
PROCESSING AREA
146.45 X 61.74
OFFICE AREA
3.36 X 3.29
SPARES LOCKER
7.81 X 2.83
STAIN REMOVER ROOM
7.81 X 7.44
MACHANIC ROOM -1
11.12 X 12.92
SMOKING AREA
3.60 X 4.56
LADIES TOILET
GENTS TOILET
GEN.SET-125KVA
GEN.SET-500KVA
GEN.SET & COMPRESSOR AREA
12.04 X 13.20
CANOPY
LIFT
2.44 X 2.44
LOADING BAY
LIFT
2.4X 2.5
GENTS TOILET
LOBBY
4.43 X 3.05
3.05M WIDE PASSAGE
2.08M WIDE PASSAGE
STORAGE AREA
12.21 X 10.38
ACCESSORIES
TRIMS STORAGE
TRIMS STORAGE
COUNTING SECTION
LIFT
2.4X 2.5
PROCESSING AREA
110.17 X 30.48
Manual cut
CUTTING M/C
LAY TABLE
DOUBLE HEIGHT
DOUBLE HEIGHT
15.48 X 9.76
ROOF CUTOUT
DOUBLE HEIGHT
STORAGE AREA
32.02 X 20.90
LOBBY

BLOCK-B
GROUND FLOOR PLAN

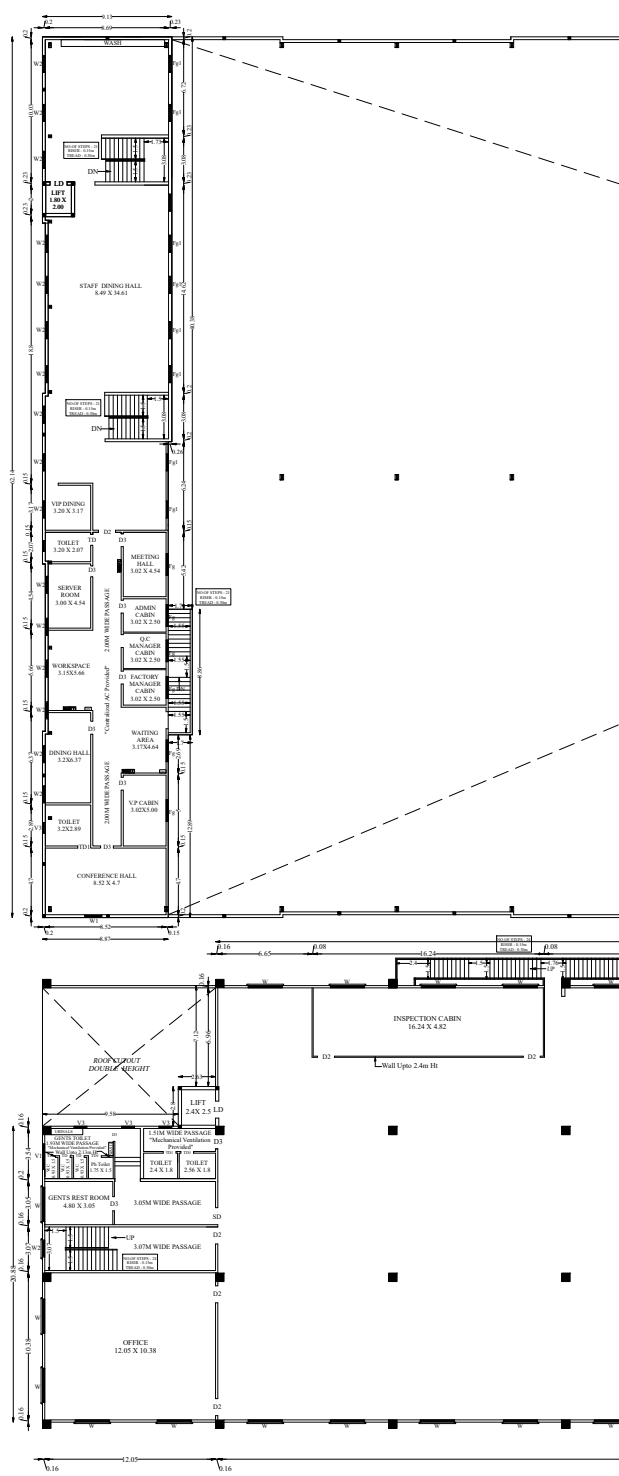

LIFT
STAFF DINING HALL
VIP DINING
TOILET
MEETING HALL
SERVER ROOM
ADMIN CABIN
Q.C MANAGER CABIN
FACTORY MANAGER CABIN
WORKSPACE
WAITING AREA
DINING HALL
V.P CABIN
TOILET
CONFERENCE HALL
INSPECTION CABIN
16.24 X 4.82
ROOF CUTOUT DOUBLE HEIGHT
LIFT
2.4X 2.5
GENTS TOILET
TOILET
TOILET
GENTS REST ROOM
3.05M WIDE PASSAGE
3.07M WIDE PASSAGE
OFFICE
12.05 X 10.38

BLOCK-B
SCALE 1:200

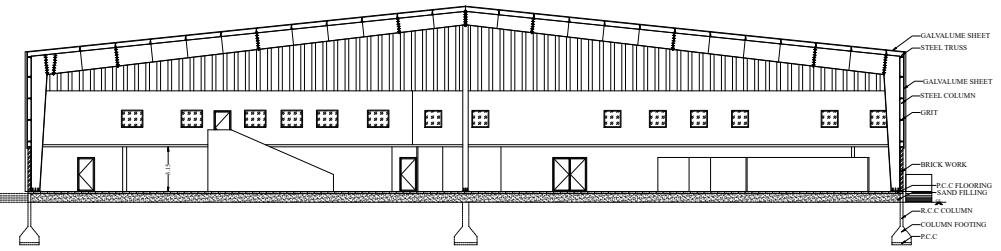
GALVALUME SHEET
STEEL TRUSS
GALVALUME SHEET
STEEL COLUMN
GRIT
BRICK WORK
P.C.C FLOORING
SAND FILLING
R.C.C COLUMN
COLUMN FOOTING
P.C.C
3.15

SECTION ON 'A-A'

BLOCK-D
SCALE 1:100

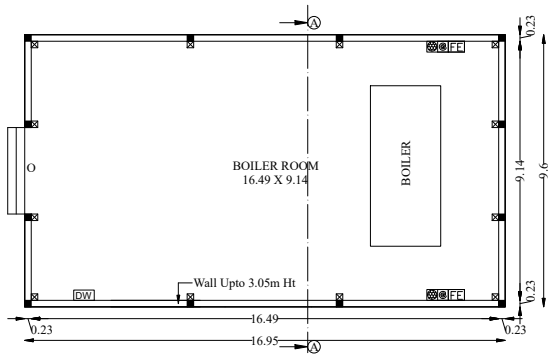
A
BOILER ROOM
16.49 X 9.14
BOILER
Wall Upto 3.05m Ht
DW
FE
O
0.23
9.14
9.6
0.23
16.49
16.95
0.23
0.23
A

BLOCK-D
GROUND FLOOR PLAN

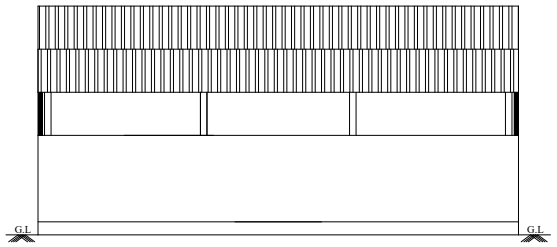

SOUTH SIDE ELEVATION

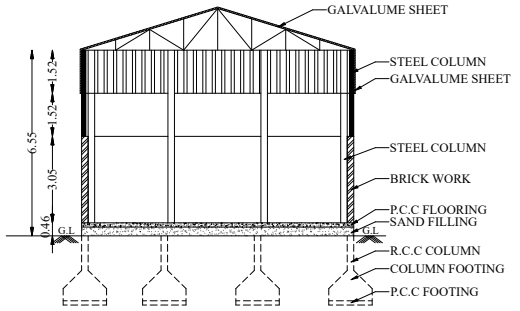
GALVALUME SHEET
STEEL COLUMN
GALVALUME SHEET
STEEL COLUMN
BRICK WORK
P.C.C FLOORING
SAND FILLING
R.C.C COLUMN
COLUMN FOOTING
P.C.C FOOTING
6.55
1.52
1.52
3.05
0.46
G.L
G.L

SECTION A-A

VERTICAL REINFORCEMENT AT JAMBS OF OPENINGS

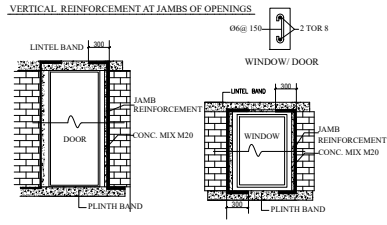
Ø6@ 150
2 TOR 8
WINDOW/ DOOR
LINTEL BAND
300
DOOR
JAMB
REINFORCEMENT
CONC. MIX M20
PLINTH BAND
LINTEL BAND
300
WINDOW
JAMB
REINFORCEMENT
CONC. MIX M20
300
PLINTH BAND

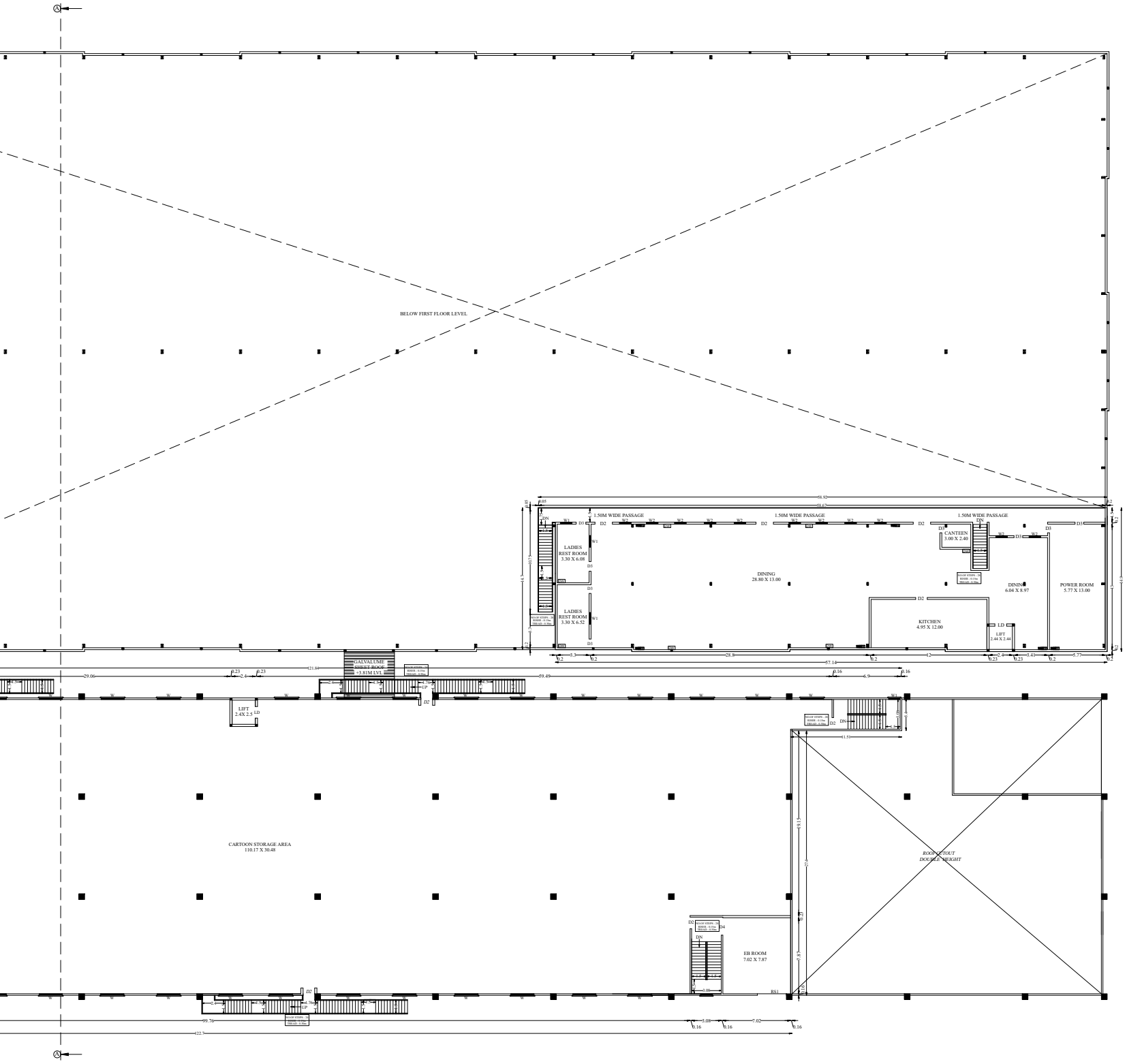
A
BELOW FIRST FLOOR LEVEL
58.92
58.67
1.50M WIDE PASSAGE
1.50M WIDE PASSAGE
1.50M WIDE PASSAGE
DN
W1
D3
D2
W2
D2
D2
D3
LADIES
REST ROOM
3.30 X 6.08
W1
D3
D3
DINING
28.80 X 13.00
CANTEEN
3.00 X 2.40
DN
D3
NO.OF STEPS : 28
RISER : 0.15m
TREAD : 0.30m
DINING
6.04 X 8.97
POWER ROOM
5.77 X 13.00
LADIES
REST ROOM
3.30 X 6.52
W1
D3
D2
KITCHEN
4.95 X 12.00
LD
LIFT
2.44 X 2.44
3.3
28.8
12
2.4
3.41
5.77
0.2
0.2
0.2
0.23
0.23
0.2
0.2
57.14
14.7
10.75
14.9
GALVALUME
SHEET ROOF
+3.81M LVL
121.84
29.06
0.23
2.4
0.23
59.49
0.16
6.9
0.16
W
W1
LIFT
2.4X 2.5
LD
D2
UP
4.76
DN
D2
11.51
CARTOON STORAGE AREA
110.17 X 30.48
ROOF CUTOUT
DOUBLE HEIGHT
19.15
27.6
7.87
D2
D4
DN
EB ROOM
7.02 X 7.87
RS1
D2
UP
NO.OF STEPS : 24
RISER : 0.15m
TREAD : 0.30m
99.76
3.08
7.02
0.16
0.16
0.16
122.7
A

BLOCK-B
FIRST FLOOR PLAN

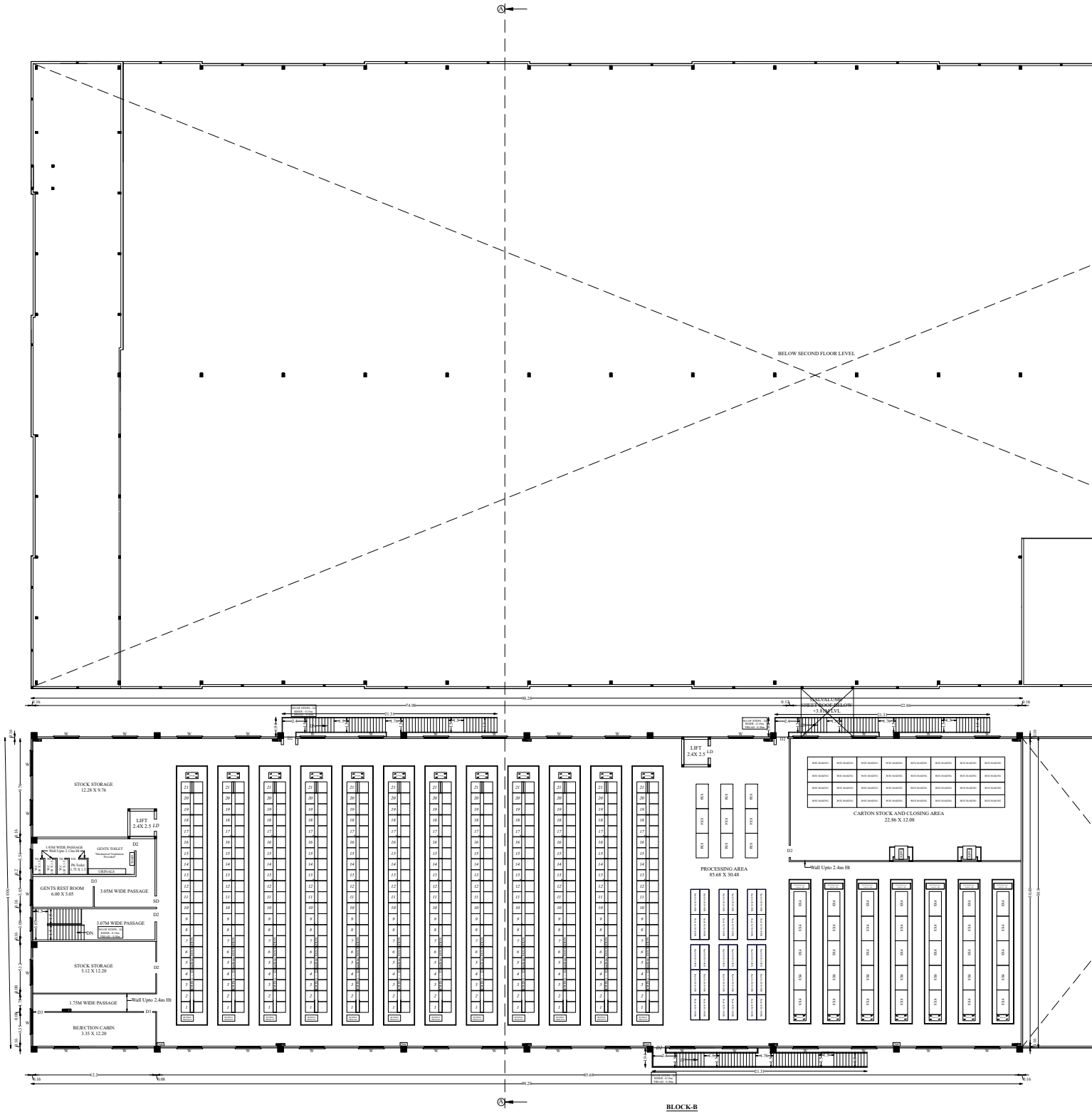
A
BELOW SECOND FLOOR LEVEL
GALVALUME
SHEET ROOF BELOW
+3.81M LVL
0.12
22.86
0.16
21.31
2.4
1.76
NO.OF STEPS : 28
RISER : 0.15m
TREAD : 0.30m
W
D2
STOCK STORAGE
12.28 X 9.76
LIFT
2.4X 2.5
LD
D2
1.95M WIDE PASSAGE
Wall Upto 2.13m Ht
GENTS TOILET
"Mechanical Ventilation Provided"
WASH
W.C
1.10 X 1.5
Ph Toilet
1.75 X 1.5
URINALS
D3
GENTS REST ROOM
6.00 X 3.05
3.05M WIDE PASSAGE
SD
D2
3.07M WIDE PASSAGE
DN
NO.OF STEPS : 24
RISER : 0.15m
TREAD : 0.30m
STOCK STORAGE
5.12 X 12.20
D2
1.75M WIDE PASSAGE
Wall Upto 2.4m Ht
D3
D3
REJECTION CABIN
3.35 X 12.20
1
2
3
4
5
6
7
8
9
10
11
12
13
14
15
16
17
18
19
20
21
LIFT
2.4X 2.5
LD
8X4
PROCESSING AREA
85.68 X 30.48
BOX MAKING
CARTON STOCK AND CLOSING AREA
22.86 X 12.08
D2
Wall Upto 2.4m Ht
30.48
30.8
9.76
3.54
3.05
3.08
5.12
1.75
3.35
0.16
0.2
0.08
30.8
12.2
0.16
0.08
A

BLOCK-B
SECOND FLOOR PLAN

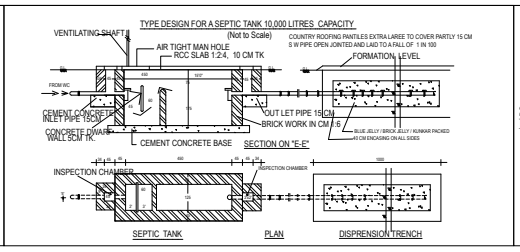
TYPE DESIGN FOR A SEPTIC TANK 10,000 LITRES CAPACITY
(Not to Scale)
VENTILATING SHAFT
AIR TIGHT MAN HOLE
RCC SLAB 1:2:4, 10 CM TK
COUNTRY ROOFING PANTILES EXTRA LAREE TO COVER PARTLY 15 CM S W PIPE OPEN JOINTED AND LAID TO A FALL OF 1 IN 100
FORMATION LEVEL
FROM WC
CEMENT CONCRETE INLET PIPE 15CM
CONCRETE DWARF WALL 5CM TK.
OUT LET PIPE 15 CM
BRICK WORK IN CM 1:6
BLUE JELLY / BRICK JELLY / KUNKAR PACKED 40 CM ENCASING ON ALL SIDES
CEMENT CONCRETE BASE
SECTION ON "E-E"
INSPECTION CHAMBER
INSPECTION CHAMBER
SEPTIC TANK
PLAN
DISPRENSION TRENCH

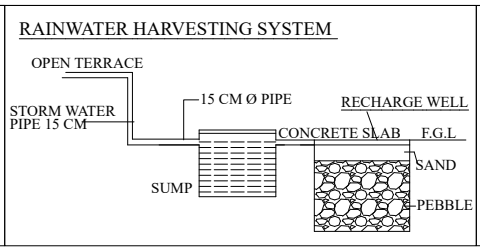
RAINWATER HARVESTING SYSTEM
OPEN TERRACE
STORM WATER PIPE 15 CM
15 CM Ø PIPE
RECHARGE WELL
CONCRETE SLAB
F.G.L
SUMP
SAND
PEBBLE

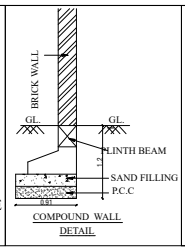
BRICK WALL
GL.
GL.
LINTH BEAM
SAND FILLING
P.C.C
1.2
0.91
COMPOUND WALL DETAIL

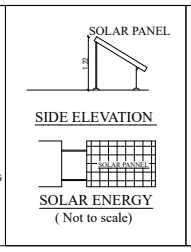
SOLAR PANEL
1.22
SIDE ELEVATION
SOLAR PANNEL
SOLAR ENERGY
(Not to scale)

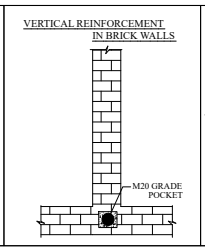
VERTICAL REINFORCEMENT IN BRICK WALLS
M20 GRADE POCKET

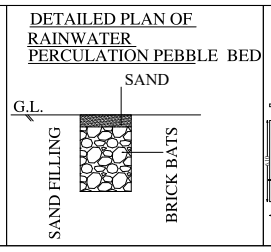
DETAILED PLAN OF RAINWATER PERCULATION PEBBLE BED
SAND
G.L.
SAND FILLING
BRICK BATS

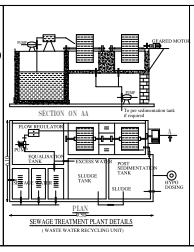
GEARED MOTOR
PUMP
SECTION ON AA
To pre sedimentation tank if required
FLOW REGULATOR
EQUALISATION TANK
EXCESS WATER
POST SEDIMENTATION TANK
SLUDGE TANK
SLUDGE
HYPO DOSING
PLAN
SEWAGE TREATMENT PLANT DETAILS
(WASTE WATER RECYCLING UNIT)

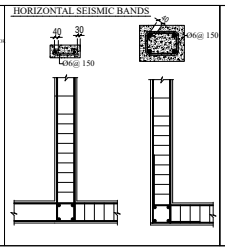
HORIZONTAL SEISMIC BANDS
40
30
Ø6@ 150
40
Ø6@ 150

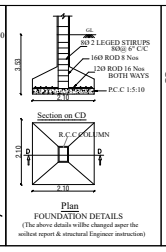
GL
8Ø 2 LEGED STIRUPS 8Ø@ 6" C/C
16Ø ROD 8 Nos
12Ø ROD 16 Nos BOTH WAYS
P.C.C 1:5:10
3.03
2.10
Section on CD
R.C.C COLUMN
D
D
2.10
2.10
Plan
FOUNDATION DETAILS
(The above details willbe changed asper the soiltest report & structural Engineer instruction)

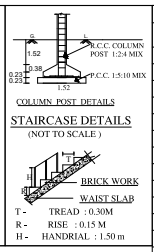
R.C.C. COLUMN POST 1:2:4 MIX
P.C.C. 1:5:10 MIX
1.52
0.38
0.23
0.23
1.52
COLUMN POST DETAILS
STAIRCASE DETAILS
(NOT TO SCALE)
T
H
R
BRICK WORK
WAIST SLAB

T - TREAD : 0.30M
R - RISE : 0.15 M
H - HANDRIAL : 1.50 m

HP DETAILS

S.No	NAME OF THE MACHINES	NO OF MACHINES	HP	TOTAL HP
1	SEWING M/C	635	0.54	342.90
2	FUSING M/C	25	1.34	33.50
3	NEEDLE DETECTOR M/C	5	1.34	6.70
4	BAND KNIFE M/C	5	2.01	10.05
5	STRAIGHT KNIFE M/C	6	0.54	3.24
6	RIB CUTTING M/C	5	1.01	5.05
7	AIR DRYER	1	1.34	1.34
8	TOTAL LIGHTING LOAD	1	119.87	119.87
9	IRONING TABLE	80	1.01	80.80
10	STAIN REMOVER	6	4.96	29.76
11	AUTO CUTTER M/C	2	49.60	99.20
12	SPREADER M/C	5	4.96	24.80
13	FABRIC RELAX M/C	3	2.01	6.03
14	EMBROIDERY M/C	5	4.96	24.80
15	BOILER	1	13.40	13.40
16	AIR COMPRESSOR 1	1	73.76	73.76
17	AIR COMPRESSOR 2	1	25.14	25.14
18	FIRE HYDRANT JOCKY PUMP	1	10.06	10.06
19	FIRE HYDRANT MAIN PUMP	1	49.60	49.60
TOTAL HP				960.00

COLOR INDEX:

SITE BOUNDARY	▭
EXISTING ROAD	🟨
EXISTING BUILDING	▨
DRIVE WAY	🟥
OSR	🟩

REFERENCE

⊛	FIRE ALARM SYSTEM
⊠	HOSE REEL
FE	FIRE FIGHTING EQUIPMENT
DW	DRINKING WATER

SITE AND DETAILED PLAN SHOWING THE EXISTING CONSTRUCTION OF RCC ROOF OF BLOCK-A HAVING GROUND FLOOR, GALVALUME SHEET OF BLOCK-B HAVING GROUND + TWO FLOORS, RCC ROOF OF BLOCK-C HAVING GROUND + FIRST FLOOR, GALVALUME SHEET ROOF OF BLOCK-D HAVING GROUND FLOOR AND RCC ROOF OF SERVANT ROOM HAVING GROUND FLOOR OF TAILORING AND GARMENTS MAKING INDUSTRY (GREEN CATEGORY) BUILDING WITH 960 HP IN R.S.F.NO:174/3C2 AT NANJAI GOBI VILLAGE, GOBICHETTIPALAYAM TALUK, ERODE DISTRICT.

ALL DIMENSIONS ARE IN METER

ONLINE APPLICATION NO: SWP/BPA/0414968/2024

NAME OF THE APPLICANT :
M/s.SCM GARMENTS PRIVATE LIMITED
By Its Managing Director Mr.P.P.K.Paramasivam S/o.Mr.Kulandaivel

AREA DETAILS :

AS PER PATTA - 34500.00 Sq.m
AS PER DOCUMENT - 8.52 Acre (OR) 34479.25 Sq.m

DESCRIPTION	AREA (In Sqm)			
	FSI AREA	NON FSI AREA	DEDUCTION	TOTAL BUILTUP AREA
BLOCK-A (SECURITY AND FRONT OFFICE)				
GROUND FLOOR	119.09	-	-	119.09
BLOCK-B (MAIN UNIT)				
GROUND FLOOR	14421.38	-	-	14421.38
FIRST FLOOR	5136.20	-	-	5136.20
SECOND FLOOR	3126.63	-	-	3126.63
BLOCK-C (GUEST HOUSE)				
GROUND FLOOR	111.79	-	10.88	111.79
FIRST FLOOR	110.44	-	10.88	110.44
TERRACE FLOOR	-	3.84	-	3.84
BLOCK-D (BOILER ROOM)				
GROUND FLOOR	162.72	-	-	162.72
SERVANT ROOM				
GROUND FLOOR	8.18	-	-	8.18
TOTAL AREA	**23196.43**	**3.84**	**21.76**	**23200.27**

$$\text{FLOOR SPACE INDEX} = \frac{\text{FSI AREA}}{\text{SITE AREA}} = \frac{23196.43}{34479.25} = 0.67 < 1.50$$

MAXIMUM HEIGHT OF THE BUILDING: 13.09M

OSR REQUIRED	OSR PROVIDED
3466.06 Sqm (10.00%)	3522.97 Sqm (10.16%)

PARKING AREA DESCRIPTION	AREA	REQUIRED	PROVIDED
1 CAR SPACE FOR EVERY 200 SQ.M OF OFFICE AREA	986.67/200	5	10 (2 P.H Included)
1 TWO WHEELER SPACE FOR EVERY 50 SQ.M OF WORKSHOP AREA	16168.19/50	324	351
1 CYCLE SPACE FOR EVERY 50 SQ.M OF WORKSHOP AREA	16168.19/50	324	400
1 LORRY SPACE FOR EVERY 500 SQ.M OF STORAGE AREA	5767.53/500	12	13

JOINERY DETAILS

S.No	DESCRIPTION	SIZE (In M)
1	ROLLING SHUTTER - RS	3.60 X 3.60
2	ROLLING SHUTTER - RS1	3.05 X 2.40
3	ROLLING SHUTTER - RS2	2.40 X 2.40
4	DOOR - D	3.05 X 2.40
5	DOOR - D1	2.40 X 2.40
6	DOOR - D2	1.20 X 2.40
7	DOOR - D3	0.90 X 2.40
8	DOOR - D4	1.80 X 2.40
9	TOILET DOOR - TD	0.75 X 2.40
10	TOILET DOOR - TD1	0.90 X 2.40
11	WINDOW - W	2.40 X 1.50
12	WINDOW - W1	1.20 X 2.17
13	WINDOW - W2	1.20 X 1.50
14	FIXED GLAZING - Fg	1.50 X 1.20
15	FIXED GLAZING - Fg1	1.20 X 1.20
16	FIXED GLAZING - Fg2	2.40 X 1.50
17	VENTILATOR - V	2.40 X 0.60
18	VENTILATOR - V1	1.80 X 0.60
19	VENTILATOR - V2	1.20 X 0.60
20	VENTILATOR - V3	0.90 X 0.60
21	SLIDING DOOR - SD	1.20 X 2.40
22	OPEN - O	3.05 X 3.05
23	LIFT DOOR - LD	1.20 X 2.40
24	LIFT DOOR - LD1	0.90 X 2.40

TOTAL NO. OF WORKERS

MALE	300
FEMALE	200

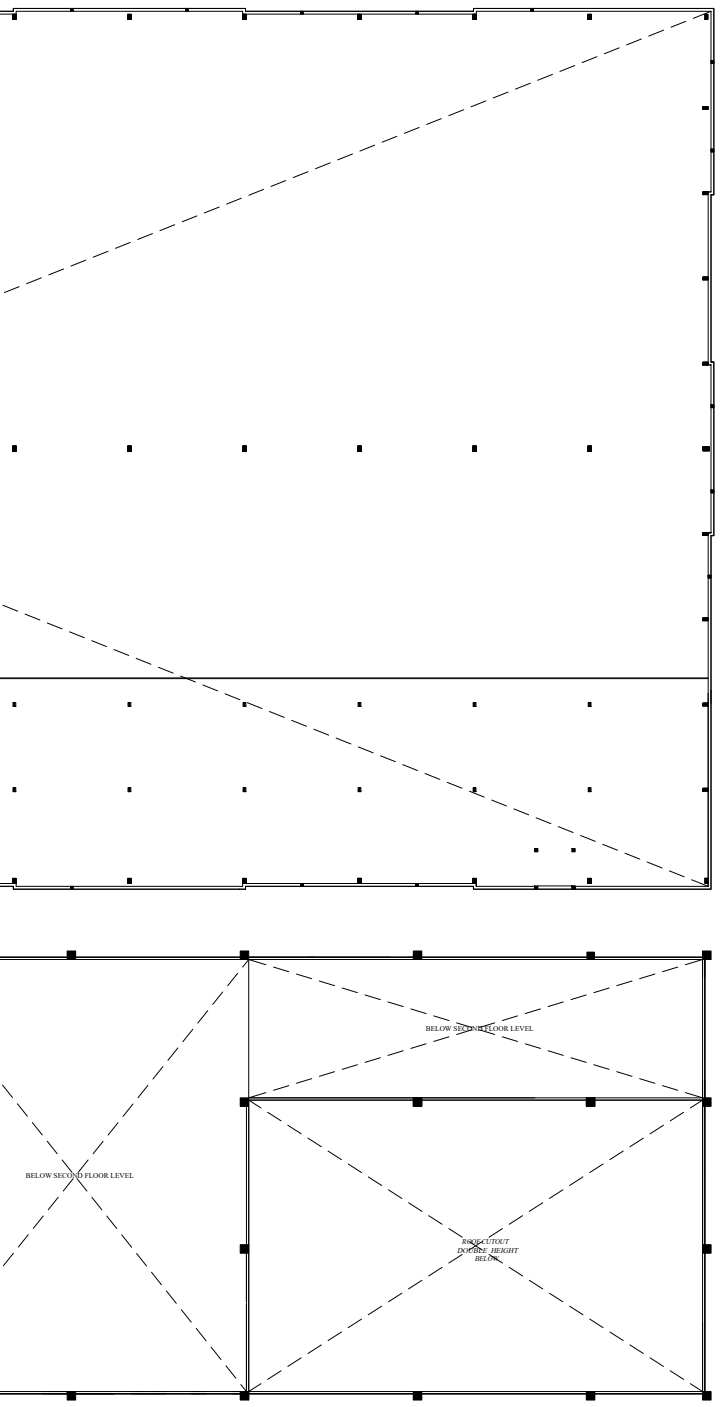
BELOW SECOND FLOOR LEVEL
BELOW SECOND FLOOR LEVEL
ROOF CUTOUT DOUBLE HEIGHT BELOW

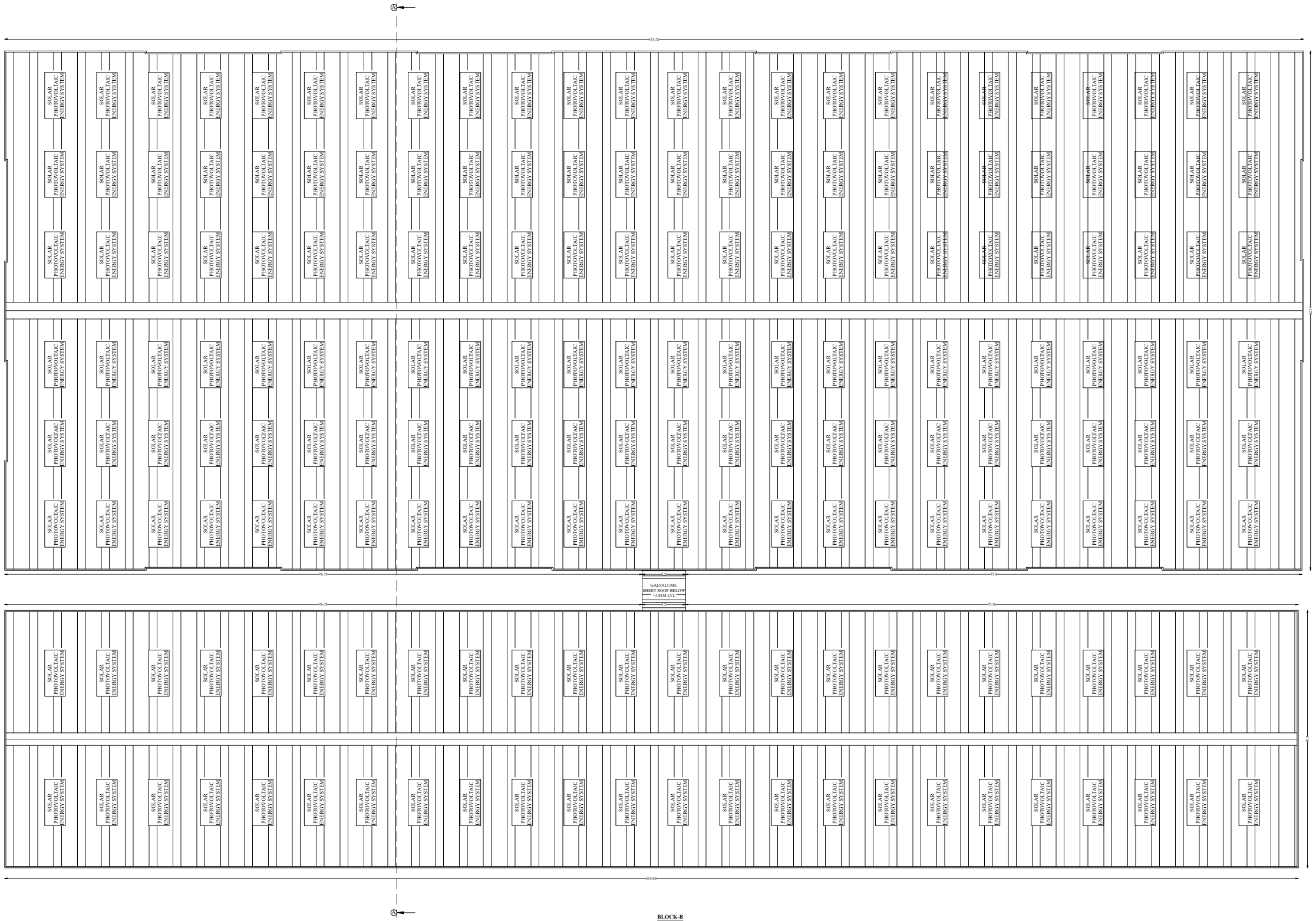
SOLAR PHOTOVOLTAIC ENERGY SYSTEM
GALVALUME SHEET ROOF BELOW +3.81M LVL

BLOCK-B
TERRACE FLOOR PLAN

Er.T.THILAK RANJITH,
B.E(Civil), M.E(Str),MIE,AIV,FICC,C.Engg, P.E(ECI)
Registered Structural Engineer /Grade -I
CLPA/SE/GR-I/024/2024
Thilakranjith19@gmail.com, 9486112301

REGISTERED STRUCTURAL ENGINEER

Er.T.THILAK RANJITH,
B.E(Civil), M.E(Str),MIE,AIV,FICC,C.Engg, P.E(ECI)
Registered Engineer /Grade -I
CMDA-RE/GRI/2022/08/392
Thilakranjith19@gmail.com, 9486112301

REGISTERED ENGINEER

For SCM GARMENTS PVT LIMITED
Managing Director

APPLICANT

THE LANDLENS SUITE

Eight ways to know a piece of land before you pay for it.

This report covers one part of the picture. These cover the rest, drawn from the same government records, for any property in Tamil Nadu.

LandLens One
Ask anything about a property and get an answer grounded in live government records, with the sources shown.
/landlens/one

Verify My Land
Every record check run on one property and returned as a single report.
/landlens/verify-my-land

Legal Opinion
An advocate's written opinion on the title, built on the records we pull for it.
/landlens

One Map
Every layer on one map: the parcel, its boundary, zoning, water bodies and what sits around it.
/landlens/one/map

PriceMap
What land actually changed hands for around this plot, taken from the registered deeds.
/landlens/pricemap

Build Scope
What you are allowed to build here: floor space, height, coverage and setbacks.
/landlens/build-scope

Property Tracker
Watch a property and hear about it when something new is registered against it.
/landlens/property-tracker

Deal Room
Run the transaction in one place: documents, stamping, signatures and the parties.
/landlens/deal-room

FREE TOOLS · NO ACCOUNT NEEDED

Twenty-four checks you can run yourself, at no cost.

Records and verification

The registers themselves, read for you.

- Encumbrance Certificate
- Patta and Chitta
- Field Measurement Sketch
- EC Analyzer
- Bank charge check
- Court case search
- Seller background check
- Approval check by survey

Value and duty

What it is worth and what it costs to register.

- Guideline value by street
- Guideline value by survey
- Stamp duty and registration fees
- Capital gains
- Floor space index
- Area unit converter

Zoning and land use

What the plan says can happen on this land.

- Land use zone finder
- CMDA land use check
- Coastal regulation zone
- Master plan check
- Water bodies finder
- Airport height clearance

Registers and directories

Who holds it, and which office keeps the record.

- Find your registering office
- Temple property check
- Waqf property check
- RERA register

Every free tool
/tools

Services we run for you
/services

The LandLens suite
/landlens/one

Verified RealEstate™

Every claim in this document traces back to a government record.

- Legal opinions, due diligence and title verification
- Building plan, layout and sub-division approvals
- Completion and occupancy certificates, regularisation
- Escrow, negotiation and NRI property management
- Land survey, soil testing, architecture and construction

Verified RealEstate
3/350/2 Mettukuppam,
OMR Thoraipakkam,
Chennai 600 097, India
hello@verified.realestate
+91 9996 12 9996

Prepared from the registers named on the page each finding sits on. Where a register could not be read, this document says so in its place rather than leaving the gap to be read as a clean result.