PP APPROVAL RECORD

Planning Permission

Ramanathapuram

Erode district, Tamil Nadu

APPROVAL TYPE
Building Plan

ISSUING AUTHORITY
DTCP

> The approval as the planning authority issued it, reproduced in full behind this page.
>
> An approval speaks to what was sanctioned, not to what was built. Completion is a separate record.

Verified RealEstate™

3/350/2 Mettukuppam,
OMR Thoraipakkam,
Chennai 600 097, India

hello@verified.realestate

+91 9996 12 9996

verified.realestate

ALREADY APPROVED SURVEY NUMBERS			
S.NO	SURVEY NUMBER	AREA IN sqm	AREA IN ACRE
1	40/1B	820.00	0.20
2	40/2B	3980.00	0.98
3	40/3C1C	865.00	0.21
4	40/4B	3037.00	0.75
5	40/7A2	4785.00	1.18
6	41/4C	1050.00	0.26
7	41/5A	700.00	0.17
8	41/5C	550.00	0.14
9	41/6B	1450.00	0.36
10	41/7	4300.00	1.06
11	41/9F	2310.00	0.57
12	42/4B	910.00	0.22
13	42/5B	1140.00	0.28
14	65/1	1250.00	0.31
15	65/2	1900.00	0.47
16	65/3	1000.00	0.25
17	65/4B	1100.00	0.27
18	65/7B	550.00	0.14
19	65/8	2350.00	0.58
20	65/9	2300.00	0.57
21	65/10B	600.00	0.15
22	65/11B	1450.00	0.36
23	65/12B	1350.00	0.33
24	65/13B	5750.00	1.42
25	65/14B	600.00	0.15
26	65/15B	2300.00	0.57
27	65/13A	350.00	0.09
28	65/14A	150.00	0.04
29	40/5A1A	1390.00	0.34
30	40/3C1A	1510.00	0.37
30	40/7A1	1230.00	0.30
32	42/4A	3390.00	0.84
33	42/5A	2510.00	0.62
34	42/6	1500.00	0.37
35	40/3C2	815.00	0.20
36	40/5A2	850.00	0.21
37	40/6A	300.00	0.07
38	42/1	2650.00	0.65
39	42/2B	3050.00	0.75
40	42/3B	5510.00	1.36
41	42/2A	800.00	0.20
42	42/3A	940.00	0.23
43	40/3B	2435.00	0.60
44	40/5B	6910.00	1.71
45	40/7B	635.00	0.16
46	40/5A1B	4450.00	1.10
47	40/6B	6600.00	1.63
48	41/8	9350.00	2.31
49	43/4	7750.00	1.91
50	43/2	7700.00	1.90
51	43/3	8100.00	2.00
52	42/7	15750.00	3.89
53	44/5	24700.00	6.10
54	43/1	24500.00	6.05
TOTAL		194222.00	47.97

PROPOSED APPROVAL AREA DETAILS			
S.NO.	SURVEY NUMBER	AREA IN sqm	AREA IN ACRE
1	20/3B	450.00	0.11
2	20/5C	50.00	0.01
3	20/12B	400.00	0.10
4	20/13	400.00	0.10
5	20/14A	1100.00	0.27
6	20/14B	850.00	0.21
7	20/15A	50.00	0.01
8	20/15B	800.00	0.20
9	20/16A	350.00	0.09
10	20/16B	1850.00	0.46
11	20/17A	50.00	0.01
12	20/17C	50.00	0.01
13	20/17D	1200.00	0.30
14	20/17F	600.00	0.15
15	20/18B	450.00	0.11
16	20/18C	50.00	0.01
17	20/19B	700.00	0.17
18	21/11B	50.00	0.01
19	21/12B	100.00	0.02
20	21/13B	1700.00	0.42
21	21/14B	850.00	0.21
22	20/15B	550.00	0.14
23	20/16B	3400.00	0.84
24	26/21	750.00	0.19
25	27/4	500.00	0.12
26	27/5	1950.00	0.48
27	27/6	2700.00	0.67
28	27/7	5850.00	1.45
29	27/8	2900.00	0.72
30	28/1B	345.00	0.09
31	65/15A1	350.00	0.09
	TOTAL	31395.00	7.76

ALREADY APPROVED SITE AREA	194222.00 sqm	47.97 ACRE
PROPOSED APPROVAL SITE AREA	31395.00 sqm	7.76 ACRE
TOTAL AREA	225617.00 sqm	55.73 ACRE

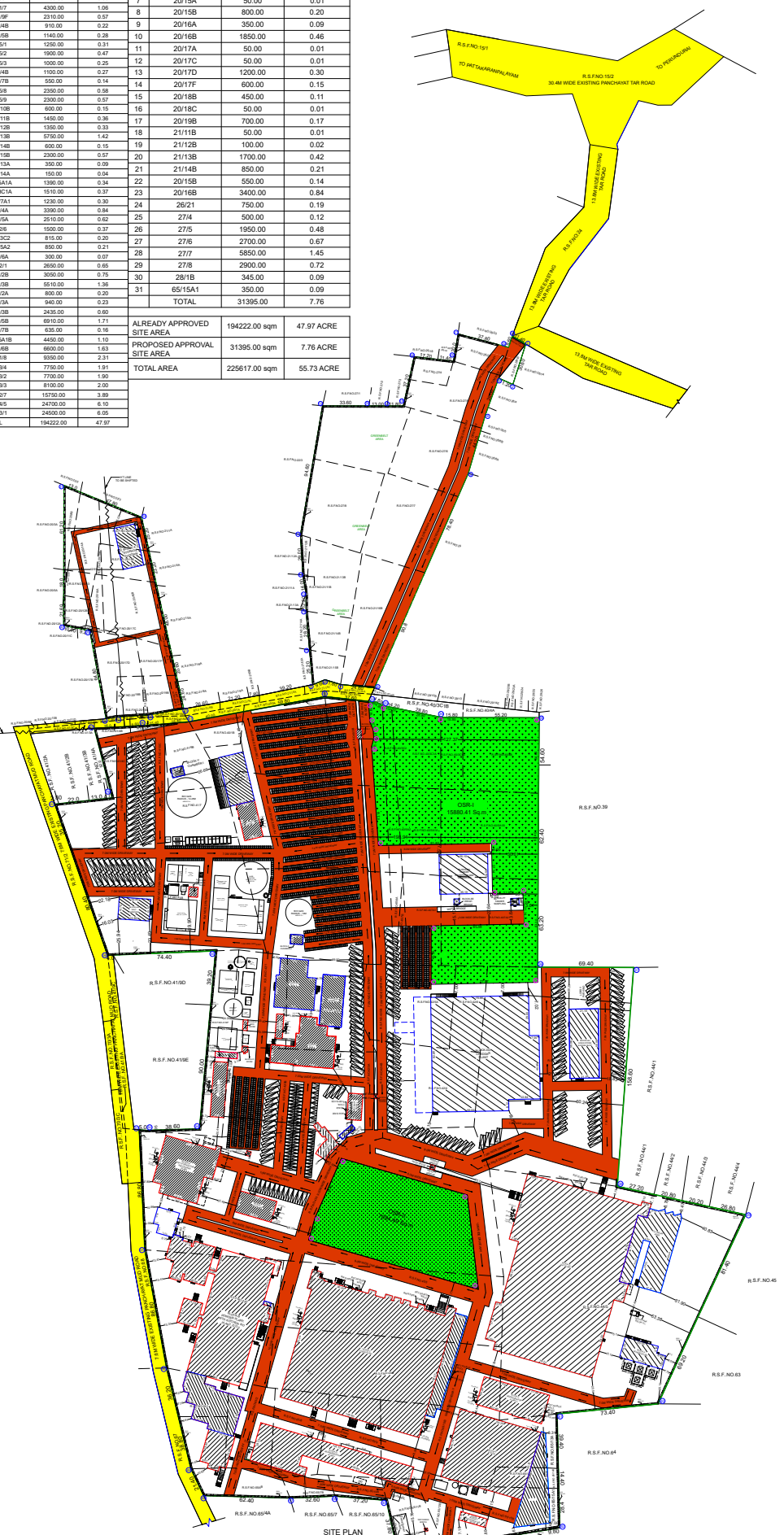
R.S.F.NO:15/1
TO PATTAKARANPALAYAM
R.S.F.NO:15/2
30.4M WIDE EXISTING PANCHAYAT TAR ROAD
TO PERUNDURAI
13.8M WIDE EXISTING TAR ROAD
R.S.F.NO:24
13.8M WIDE EXISTING TAR ROAD
13.8M WIDE EXISTING TAR ROAD
R.S.F.NO.39
R.S.F.NO.41/6D
R.S.F.NO.41/9E
R.S.F.NO.45
R.S.F.NO.63
R.S.F.NO.64
R.S.F.NO.65/4A
R.S.F.NO.65/7
R.S.F.NO.65/10
R.S.F.NO.65/11A
R.S.F.NO.65/12A
R.S.F.NO.65/15A2

SITE PLAN
SCALE-1:600

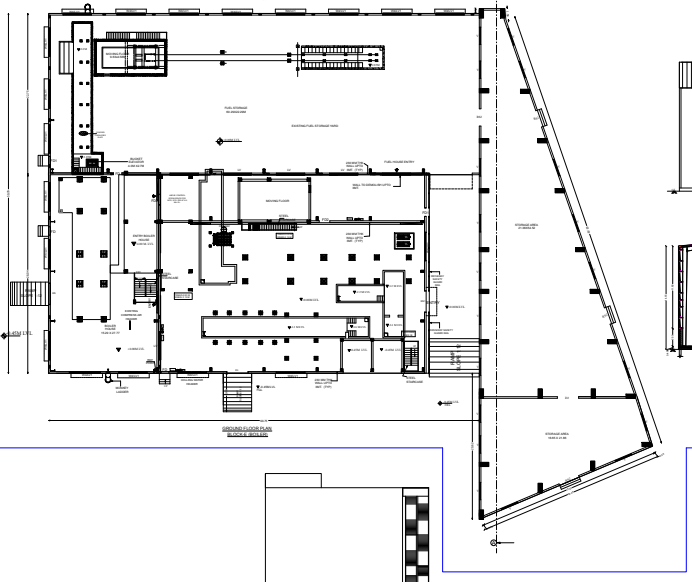

GROUND FLOOR PLAN
BLOCK-E (BOILER)

BLOCK-E
SCALE-1:400

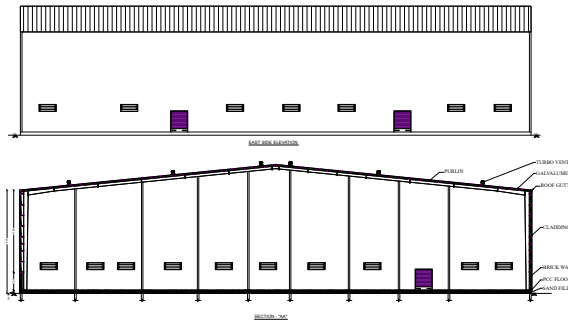
PURLIN
TURBO VENTILATOR
GALVALUME SHEET ROOF
ROOF GUTTER
CLADDING SHEET
BRICK WALL
PCC FLOOR FINISH
SAND FILLING

EAST SIDE ELEVATION

SECTION - "AA"

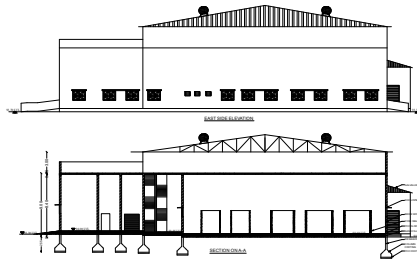

EAST SIDE ELEVATION

SECTION ON A-A

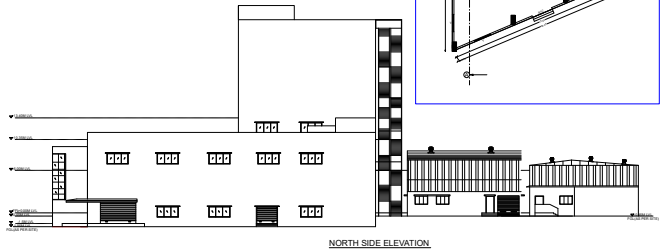

NORTH SIDE ELEVATION

SECTION E-E

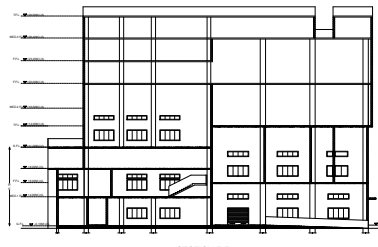

SECTION F-F

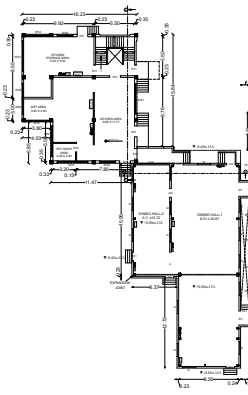

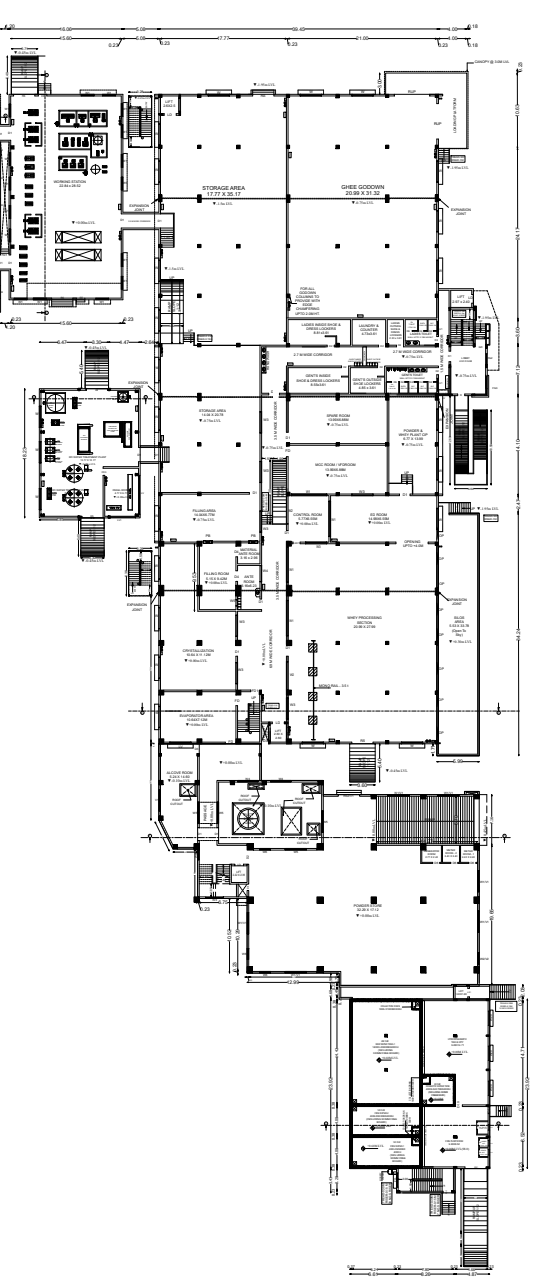
STORAGE AREA
GHEE GODOWN

GROUND FLOOR PLAN
BLOCK -B (POWDER PLANT, WTP, KITCHEN, RO PLANT AND ZLD-3)

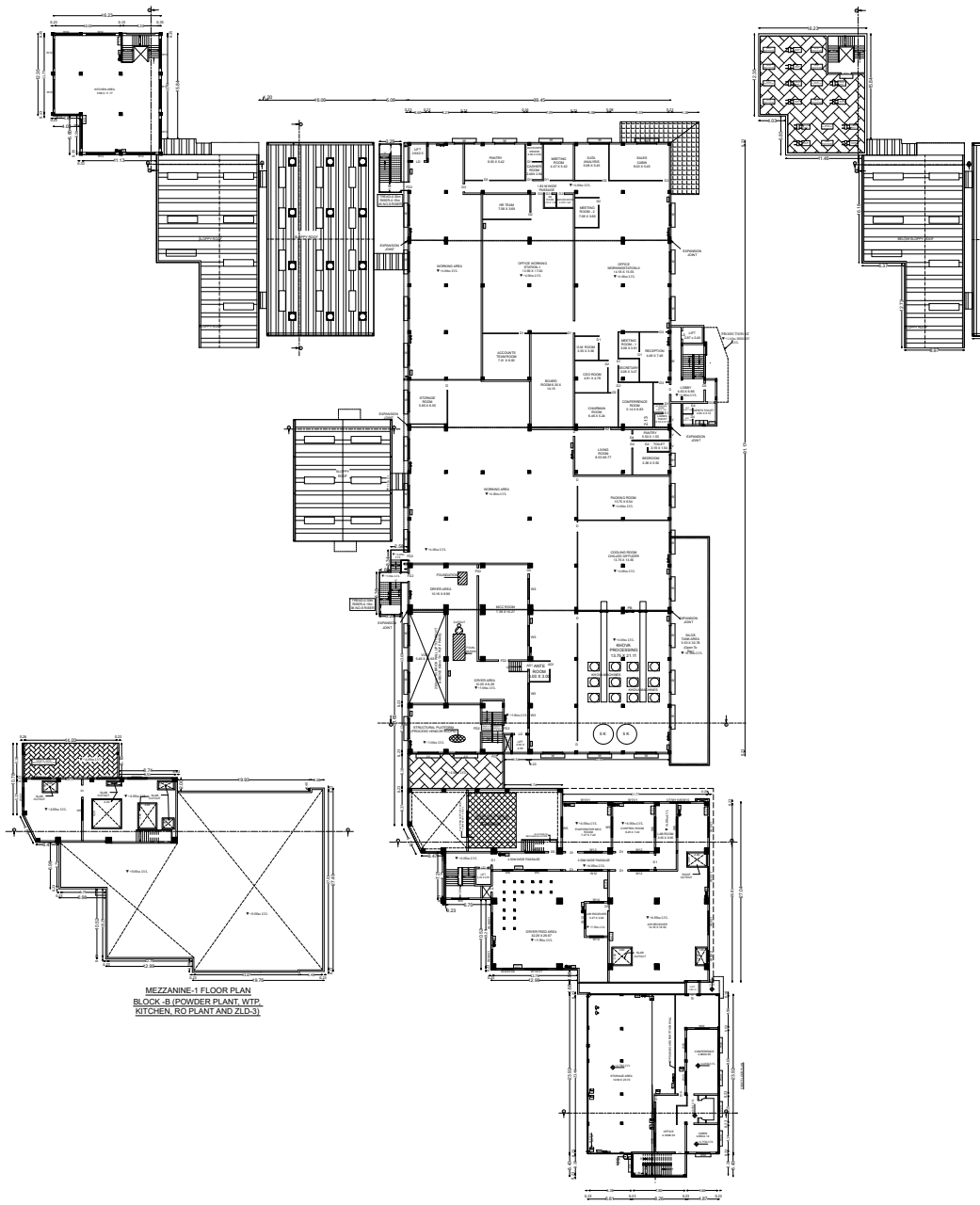

MEZZANINE-1 FLOOR PLAN
BLOCK -B (POWDER PLANT, WTP, KITCHEN, RO PLANT AND ZLD-3)

FIRST FLOOR PLAN
BLOCK -B (POWDER PLANT, WTP, KITCHEN, RO PLANT AND ZLD-3)

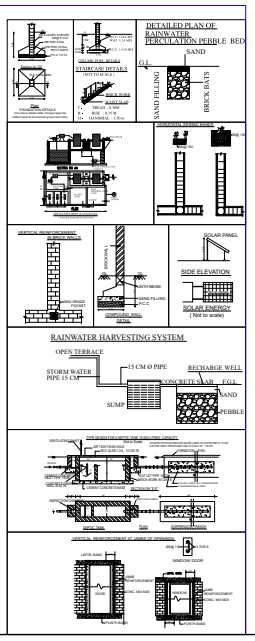
FOUNDATION DETAILS
COLUMN POST DETAILS
STAIRCASE DETAILS
(NOT TO SCALE)
BRICK WORK
WAIST SLAB
DETAILED PLAN OF RAINWATER PERCULATION PEBBLE BED
SAND
G.L.
SAND FILLING
BRICK BATS
HORIZONTAL SEISMIC BANDS
VERTICAL REINFORCEMENT IN BRICK WALLS
COMPOUND WALL DETAIL
PLINTH BEAM
SAND FILLING
P.C.C
SOLAR PANEL
SIDE ELEVATION
SOLAR ENERGY
(Not to scale)
RAINWATER HARVESTING SYSTEM
OPEN TERRACE
STORM WATER PIPE 15 CM
15 CM Ø PIPE
RECHARGE WELL
CONCRETE SLAB
F.G.L
SUMP
SAND
PEBBLE
SEPTIC TANK
PLAN
VERTICAL REINFORCEMENT AT JAMBS OF OPENINGS
LINTEL BAND
JAMB REINFORCEMENT
DOOR
WINDOW
WINDOW DOOR
PLINTH BAND

BLOCK-H
SCALE-1:400

BLOCK-K
SCALE-1:400

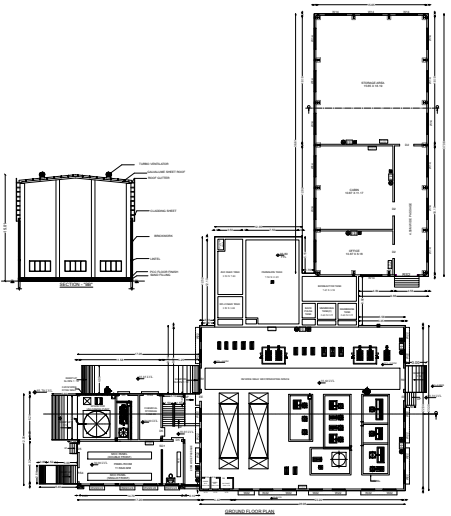

GROUND FLOOR PLAN
BLOCK-H (ZLD-I, CHEMICAL STORAGE)

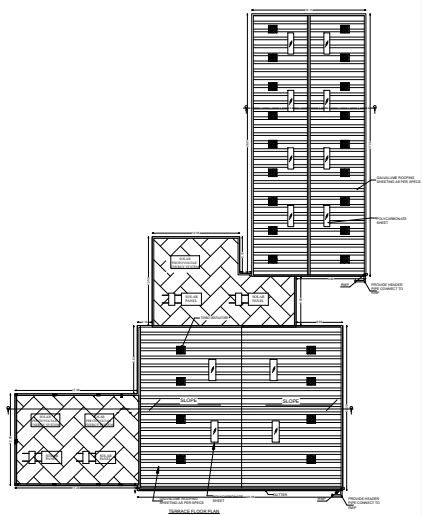
SLOPE
SLOPE
GUTTER
PROVIDE HEADER PIPE CONNECT TO RWP
GALVALUME ROOFING SHEETING AS PER SPECS
POLYCARBONATE SHEET

TERRACE FLOOR PLAN
BLOCK-H (ZLD-I, CHEMICAL STORAGE)

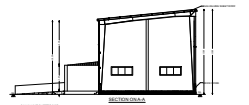

SECTION ON A-A

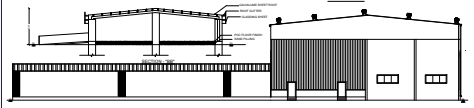

SECTION - "BB"

WEST SIDE ELEVATION

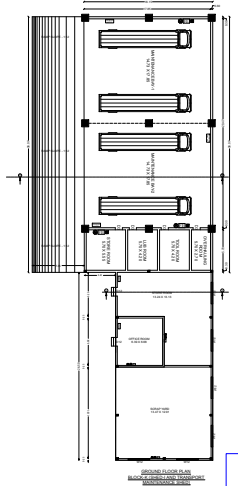

GROUND FLOOR PLAN
BLOCK-K (SHED-I AND TRANSPORT MAINTENANCE SHED)

BLOCK-X
SCALE-1:200

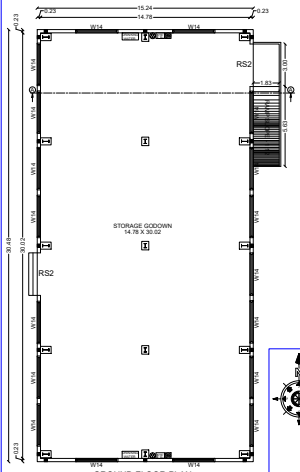
15.24
14.78
0.23
W14
RS2
STORAGE GODOWN
14.78 X 30.02
30.48
30.02

GROUND FLOOR PLAN
BLOCK-X (STORAGE GODOWN)

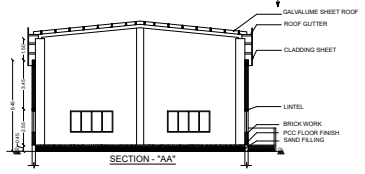
GALVALUME SHEET ROOF
ROOF GUTTER
CLADDING SHEET
LINTEL
BRICK WORK
PCC FLOOR FINISH
SAND FILLING

SECTION - "AA"

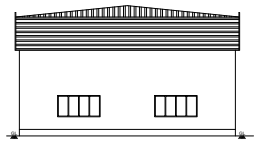

SOUTH SIDE ELEVATION

BLOCK-Y
SCALE-1:100

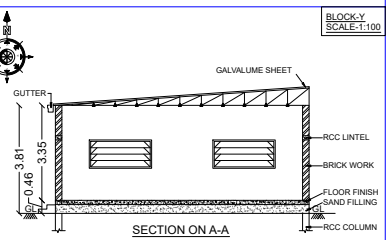
GALVALUME SHEET
GUTTER
3.81
3.35
0.46
RCC LINTEL
BRICK WORK
FLOOR FINISH
SAND FILLING
RCC COLUMN

SECTION ON A-A

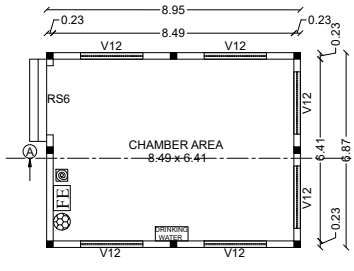
8.95
0.23
8.49
0.23
V12
V12
RS6
CHAMBER AREA
8.49 x 6.41
A
A
6.41
6.87
V12
V12
0.23
DRINKING WATER
V12
V12

GROUND FLOOR PLAN
BLOCK-Y (CHAMBER SHED-1)

BLOCK-Z
SCALE-1:100

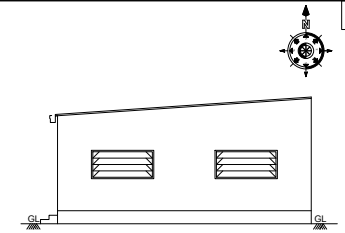

SOUTH SIDE ELEVATION

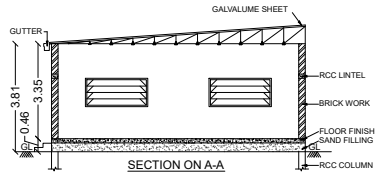
GALVALUME SHEET
GUTTER
3.81
3.35
0.46
GL
RCC LINTEL
BRICK WORK
FLOOR FINISH
SAND FILLING
RCC COLUMN

SECTION ON A-A

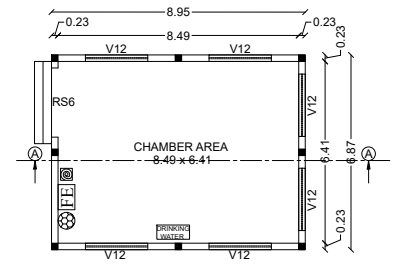
0.23
8.95
0.23
8.49
V12
V12
RS6
CHAMBER AREA
8.49 x 6.41
A
A
6.41
6.87
V12
V12
0.23
DRINKING WATER
V12
V12

GROUND FLOOR PLAN
BLOCK-Z (CHAMBER SHED-2)

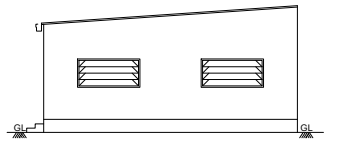

SOUTH SIDE ELEVATION

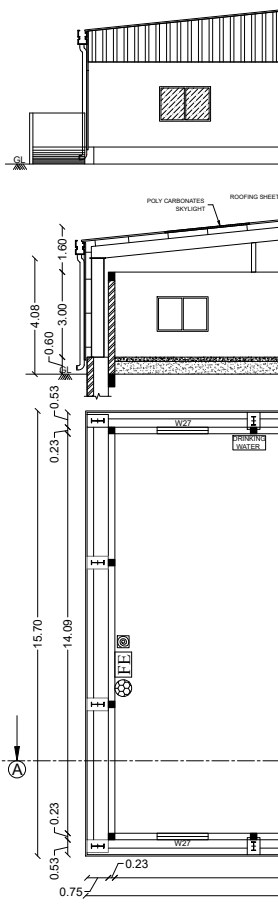
GL
POLY CARBONATES SKYLIGHT
ROOFING SHEET
1.60
4.08
3.00
0.60
0.53
0.23
W27
DRINKING WATER
A
15.70
14.09
0.23
0.53
W27
0.23
0.75

BLOCK-B
SCALE-1:400

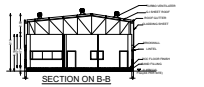

SECTION ON B-B

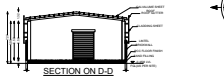

SECTION ON D-D

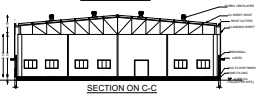

SECTION ON C-C

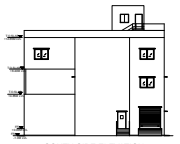

SOUTH SIDE ELEVATION

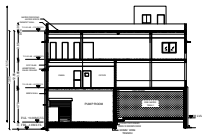

SECTION ON G-G

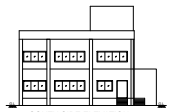

SOUTH SIDE ELEVATION

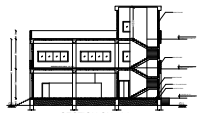

SECTION ON - AA

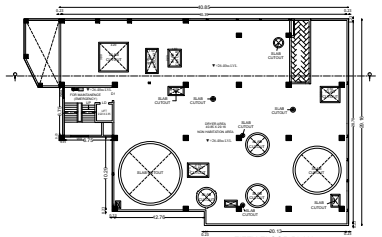

FIFTH FLOOR PLAN
BLOCK -B (POWDER PLANT, WTP, KITCHEN, RO PLANT AND ZLD-3)

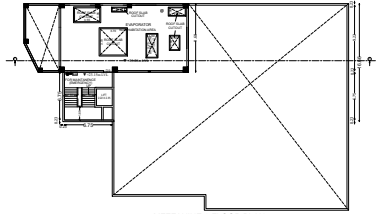

MEZZANINE-3 FLOOR PLAN
BLOCK -B (POWDER PLANT, WTP, KITCHEN, RO PLANT AND ZLD-3)

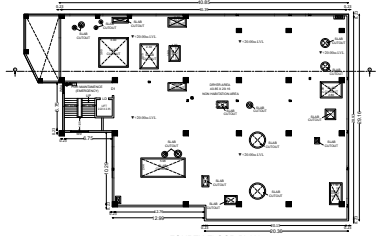

FOURTH FLOOR PLAN
BLOCK -B (POWDER PLANT, WTP, KITCHEN, RO PLANT AND ZLD-3)

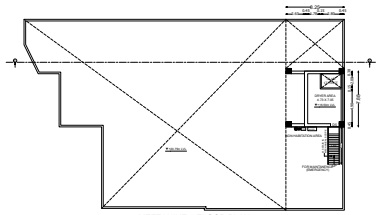

MEZZANINE-2 FLOOR PLAN
BLOCK -B (POWDER PLANT, WTP, KITCHEN, RO PLANT AND ZLD-3)

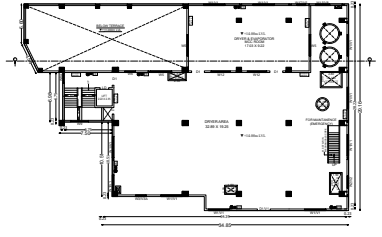

THIRD FLOOR PLAN
BLOCK -B (POWDER PLANT, WTP, KITCHEN, RO PLANT AND ZLD-3)

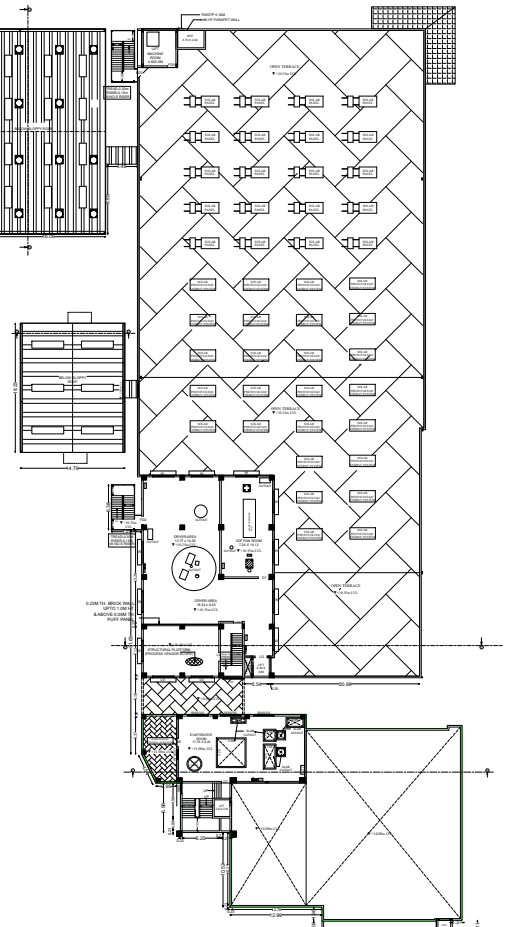

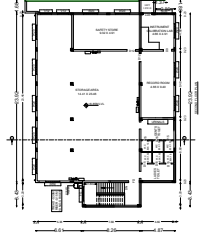

SECOND FLOOR PLAN
BLOCK -B (POWDER PLANT, WTP, KITCHEN, RO PLANT AND ZLD-3)

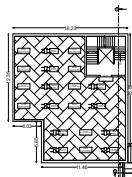

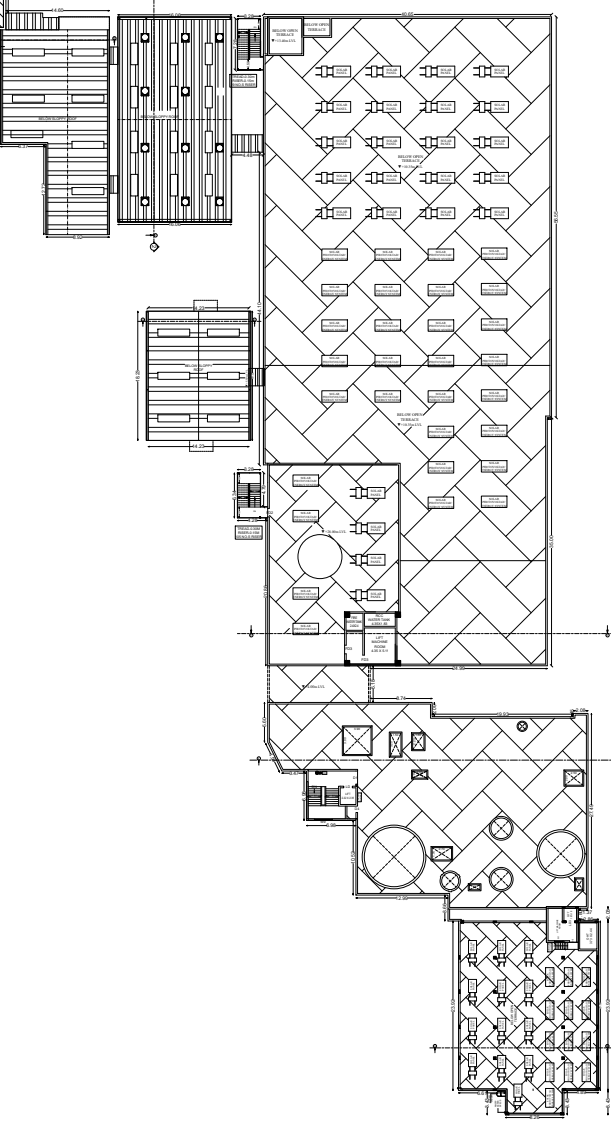

TERRACE FLOOR PLAN
BLOCK -B (POWDER PLANT, WTP, KITCHEN, RO PLANT AND ZLD-3)

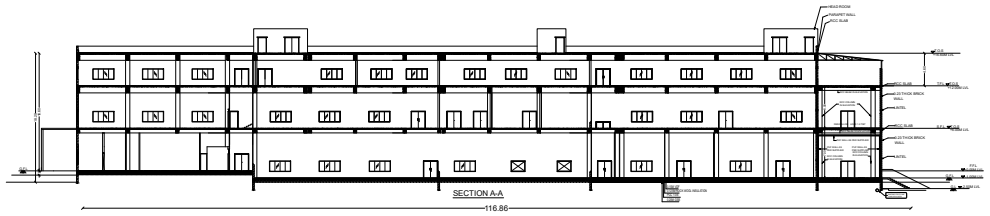

SECTION A-A

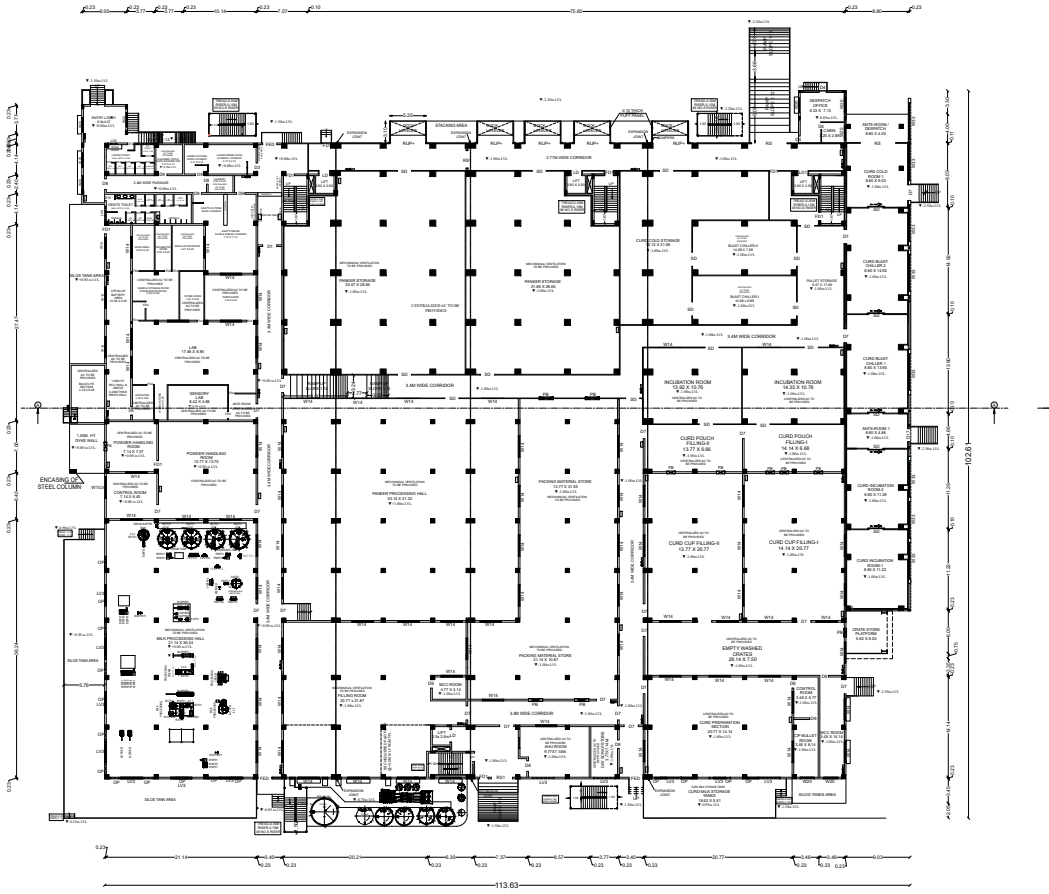
ENCASING OF STEEL COLUMN
113.63

GROUND FLOOR PLAN
BLOCK-C (LIQUID PLANT)

BLOCK-AA
SCALE-1:100

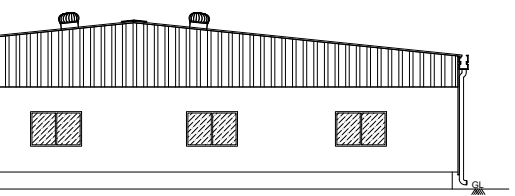

NORTH SIDE ELEVATION

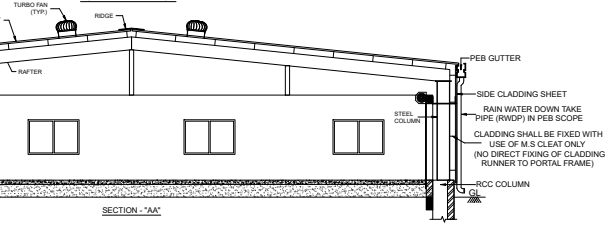
TURBO FAN
(TYP.)
RIDGE
RAFTER
PEB GUTTER
SIDE CLADDING SHEET
STEEL COLUMN
RAIN WATER DOWN TAKE PIPE (RWDP) IN PEB SCOPE
CLADDING SHALL BE FIXED WITH USE OF M.S CLEAT ONLY (NO DIRECT FIXING OF CLADDING RUNNER TO PORTAL FRAME)
RCC COLUMN
GL

SECTION - "AA"

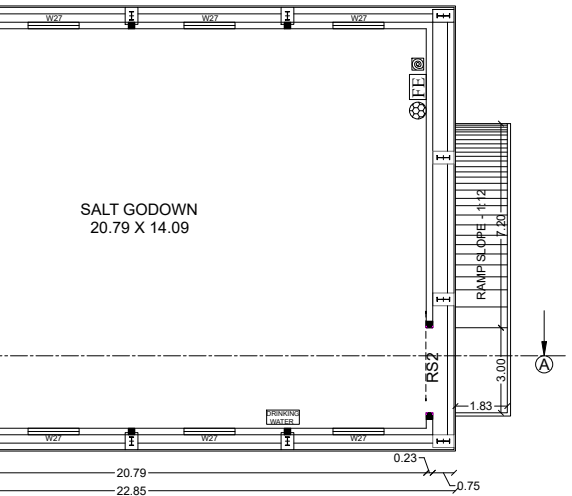
W27
W27
W27
SALT GODOWN
20.79 X 14.09
RAMP SLOPE 1:12
7.20
RS2
3.00
1.83
A
DRINKING WATER
W27
W27
W27
20.79
22.85
0.23
0.75

GROUND FLOOR PLAN
BLOCK-AA (SALT GODOWN)

BLOCK-CC
SCALE-1:100

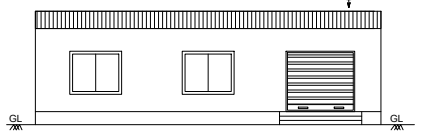

WEST SIDE ELEVATION

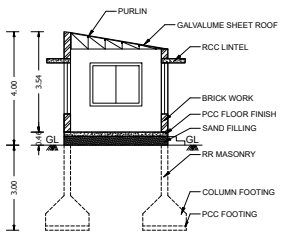
PURLIN
GALVALUME SHEET ROOF
RCC LINTEL
BRICK WORK
PCC FLOOR FINISH
SAND FILLING
RR MASONRY
COLUMN FOOTING
PCC FOOTING
4.00
3.54
3.00
GL

SECTION ON A-A

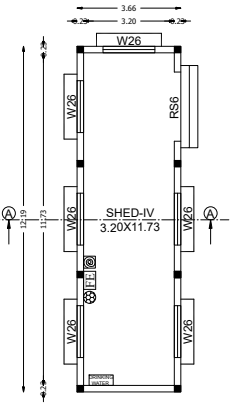
3.66
3.20
W26
W26
RS6
SHED-IV
3.20X11.73
W26
W26
W26
W26
12.19
11.73
A
A
DRINKING WATER

GROUND FLOOR PLAN
BLOCK-CC (SHED-IV)

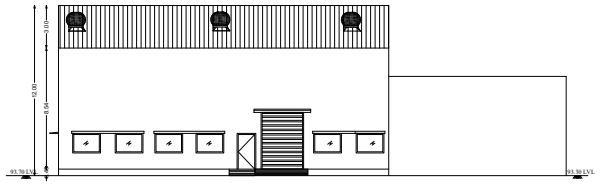
12.00
3.00
8.54
93.70 LVL
93.30 LVL

EAST SIDE ELEVATION

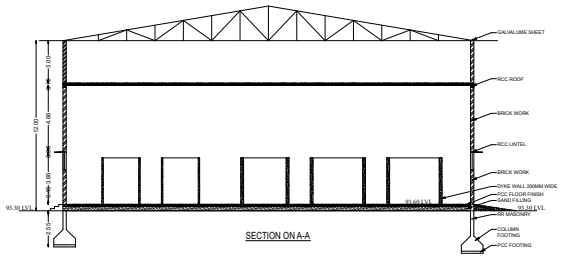
GALVALUME SHEET
RCC ROOF
BRICK WORK
RCC LINTEL
BRICK WORK
DYKE WALL 200MM WIDE
PCC FLOOR FINISH
SAND FILLING
93.30 LVL
RR MASONRY
COLUMN FOOTING
PCC FOOTING
93.60 LVL
12.00
3.00
4.66
2.55

SECTION ON A-A

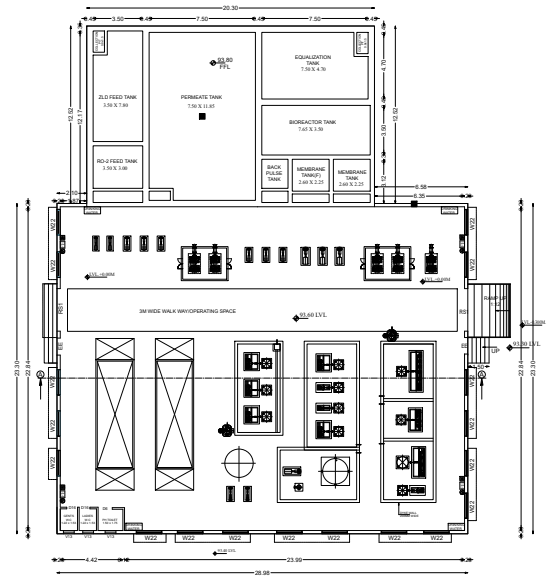
20.30
3.50
7.50
7.50
ZLD FEED TANK
3.50 X 7.80
PERMEATE TANK
7.50 X 11.85
93.80 FFL
EQUALIZATION TANK
7.50 X 4.70
BIOREACTOR TANK
7.65 X 3.50
RO-2 FEED TANK
3.50 X 3.00
BACK PULSE TANK
MEMBRANE TANK(F)
2.60 X 2.25
MEMBRANE TANK
2.60 X 2.25
6.58
6.35
2.10
3M WIDE WALK WAY/OPERATING SPACE
93.60 LVL
RAMP UP
93.30 LVL
UP
W22
RS1
A
A
4.42
23.99
28.98
23.30
22.84

GROUND FLOOR PLAN
BLOCK-BB (ZLD-II)

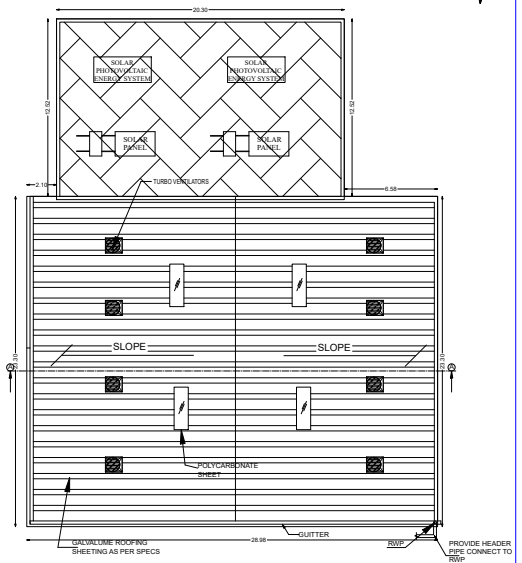
20.30
SOLAR PHOTOVOLTAIC ENERGY SYSTEM
SOLAR PHOTOVOLTAIC ENERGY SYSTEM
SOLAR PANEL
SOLAR PANEL
TURBO VENTILATORS
2.10
6.58
12.52
SLOPE
SLOPE
POLYCARBONATE SHEET
GALVALUME ROOFING SHEETING AS PER SPECS
GUTTER
28.98
RWP
PROVIDE HEADER PIPE CONNECT TO RWP
23.30

TERRACE FLOOR PLAN
BLOCK-BB (ZLD-II)

BLOCK-BB
SCALE-1:200

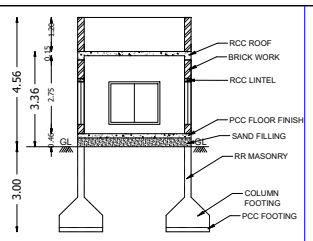
RCC ROOF
BRICK WORK
RCC LINTEL
PCC FLOOR FINISH
SAND FILLING
RR MASONRY
COLUMN FOOTING
PCC FOOTING
4.56
3.36
2.75
3.00
GL

SECTION ON A-A

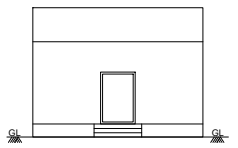

SOUTH SIDE ELEVATION

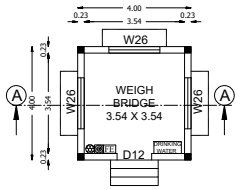
4.00
0.23
3.54
0.23
W26
A
W26
WEIGH BRIDGE
3.54 X 3.54
W26
A
DRINKING WATER
D12

GROUND FLOOR PLAN
BLOCK-EE (WEIGH BRIDGE)

BLOCK-EE
SCALE-1:100

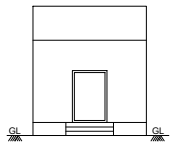

SOUTH SIDE ELEVATION

BLOCK-FF
SCALE-1:100

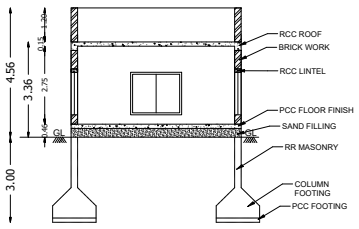
RCC ROOF
BRICK WORK
RCC LINTEL
PCC FLOOR FINISH
SAND FILLING
RR MASONRY
COLUMN FOOTING
PCC FOOTING
4.56
3.36
2.75
3.00
GL

SECTION ON A-A

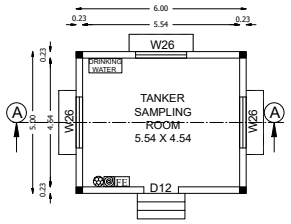
6.00
0.23
5.54
0.23
W26
DRINKING WATER
A
W26
TANKER SAMPLING ROOM
5.54 X 4.54
W26
A
D12

GROUND FLOOR PLAN
BLOCK-FF (TANKER SAMPLING)

BLOCK-DD
SCALE-1:200

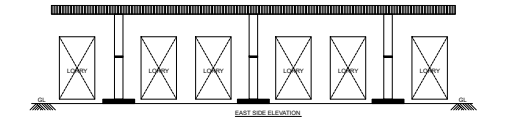
LORRY
LORRY
LORRY
LORRY
LORRY
LORRY
GL
GL

EAST SIDE ELEVATION

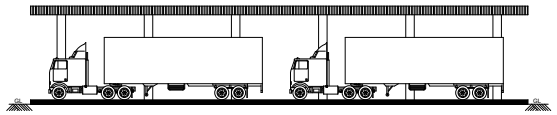

SECTION ON - "AA"

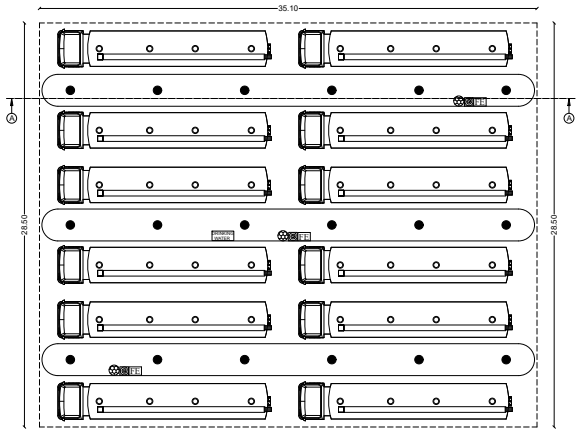
35.10
A
A
DRINKING WATER
28.50
28.50
35.10

GROUND FLOOR PLAN
BLOCK-DD (TANKER RECEPTION AND TANKER CIP)

BLOCK-C
SCALE-1:400

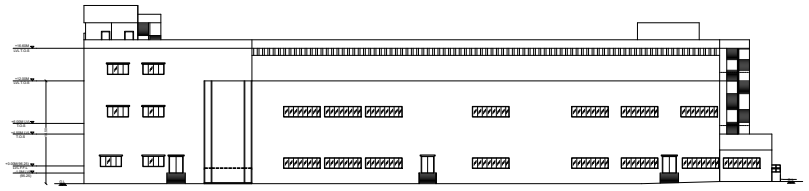

EASTERN SIDE ELVATION

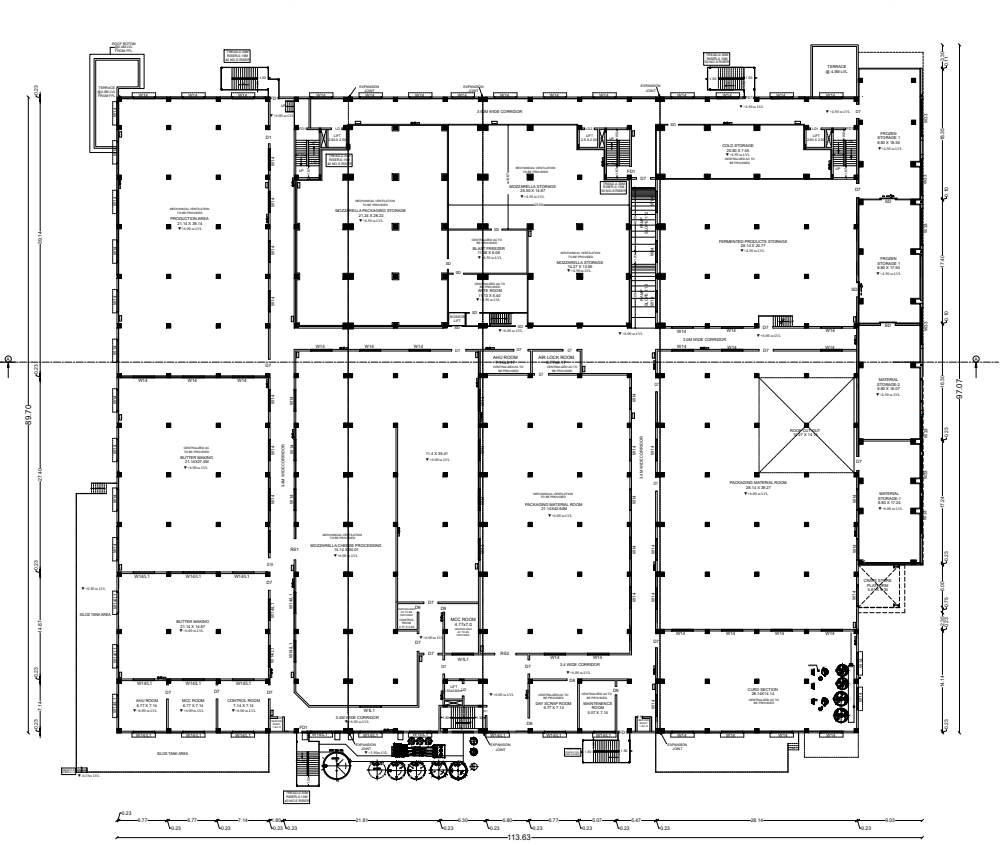
113.63
89.70
113.63

FIRST FLOOR PLAN
BLOCK-C (LIQUID PLANT)

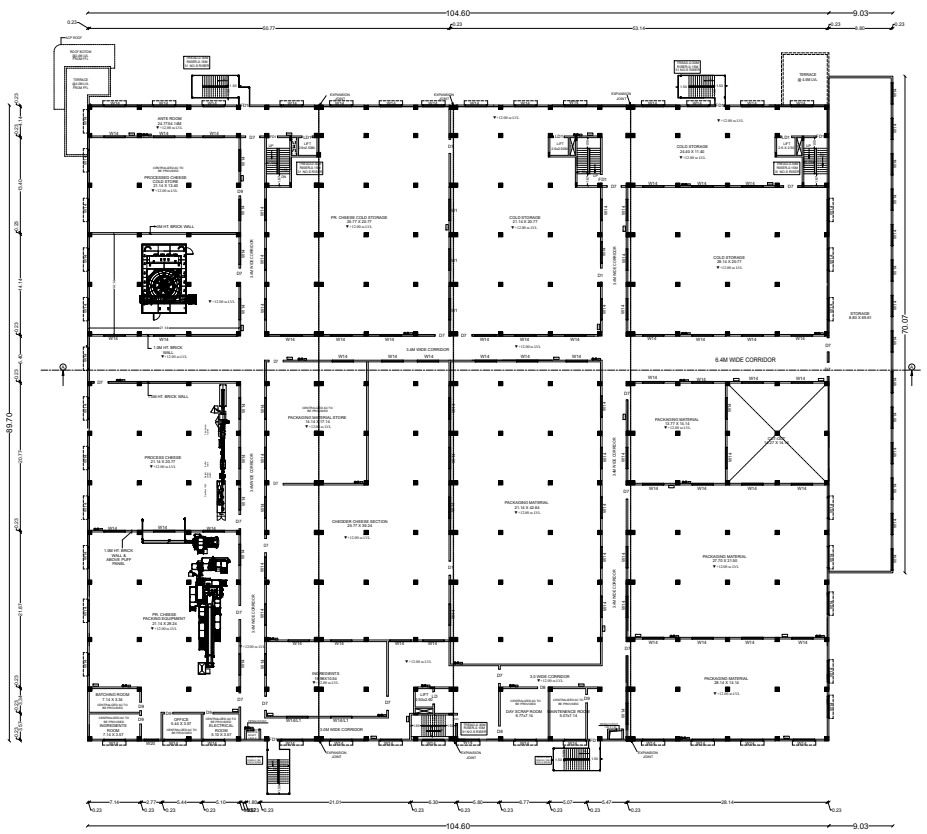
104.60
9.03
60.77
53.14
89.70
6.4M WIDE CORRIDOR
104.60
9.03

SECOND FLOOR PLAN
BLOCK-C (LIQUID PLANT)

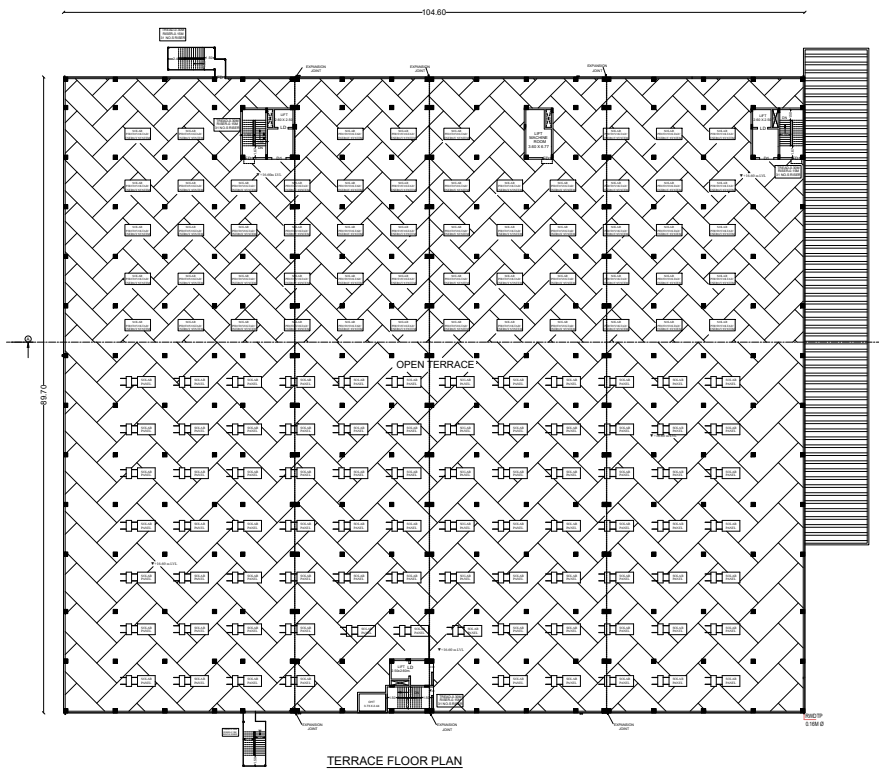
104.60
OPEN TERRACE

TERRACE FLOOR PLAN
BLOCK-C (LIQUID PLANT)

BLOCK-HH
SCALE-1:200

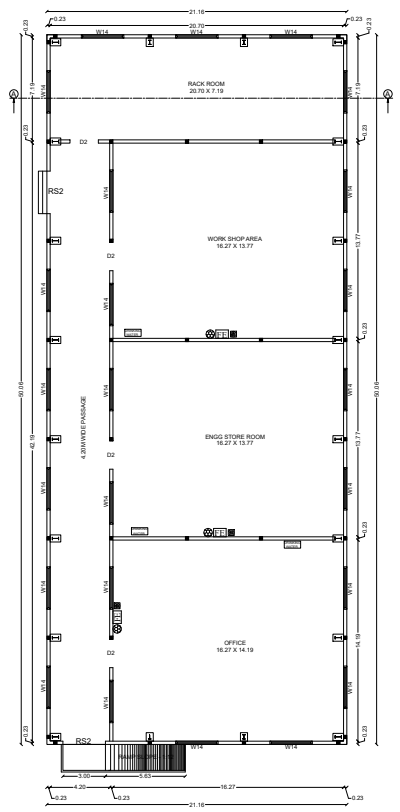
21.16
20.70
0.23
W14
RACK ROOM
20.70 X 7.19
7.19
D2
RS2
WORK SHOP AREA
16.27 X 13.77
13.77
ENGG STORE ROOM
16.27 X 13.77
4.20M WIDE PASSAGE
50.06
42.19
OFFICE
16.27 X 14.19
14.19
RAMP SLOPE 1:12
3.00
5.63
4.20
16.27

GROUND FLOOR PLAN
BLOCK-HH (ENGG STORE AND WORK SHOP)

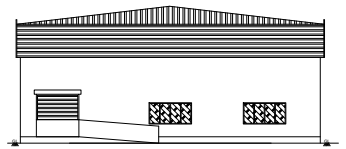

SOUTH SIDE ELEVATION

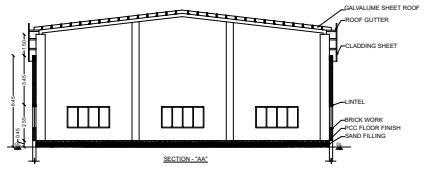
GALVALUME SHEET ROOF
ROOF GUTTER
CLADDING SHEET
LINTEL
BRICK WORK
PCC FLOOR FINISH
SAND FILLING
1.50
3.45
6.45
2.55
0.45

SECTION - "AA"

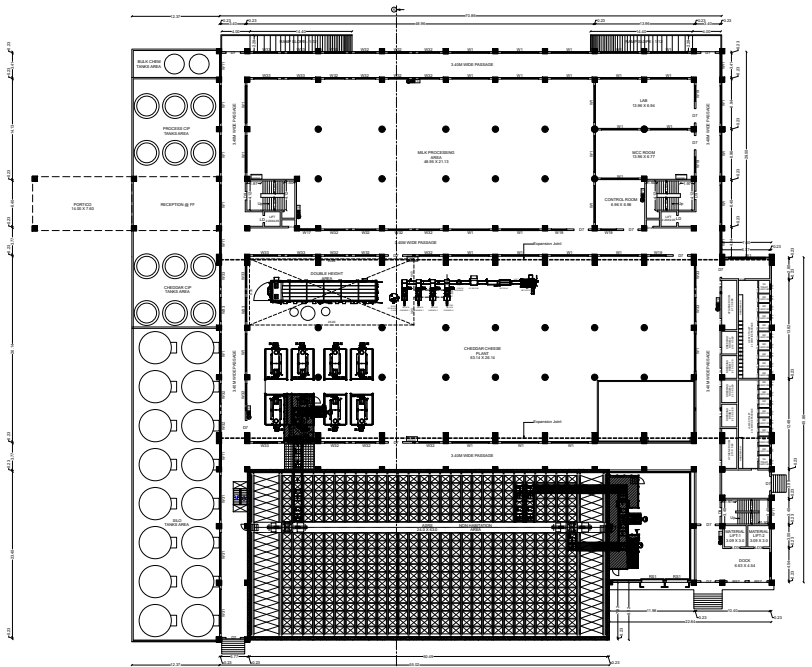

GROUND FLOOR PLAN
BLOCK-GG (CHEDDAR PLANT)

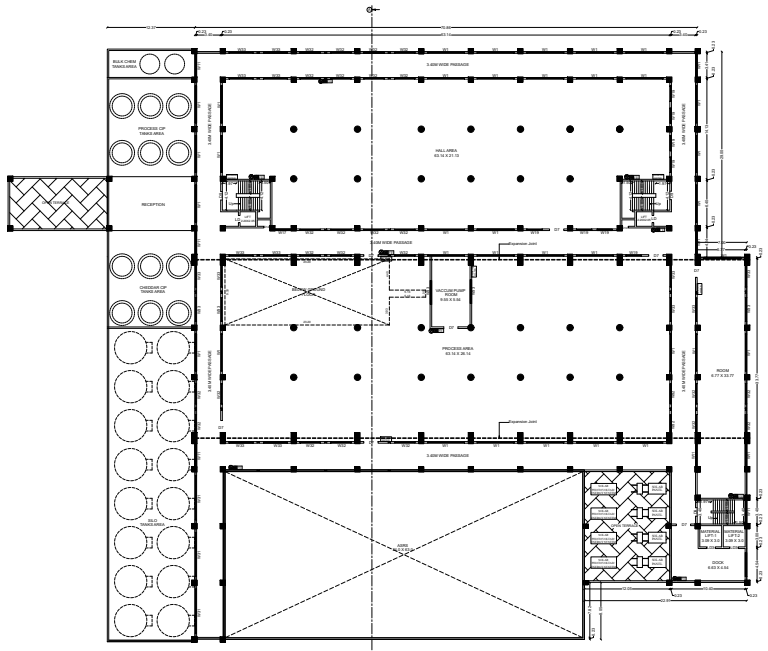

FIRST FLOOR PLAN
BLOCK-GG (CHEDDAR PLANT)

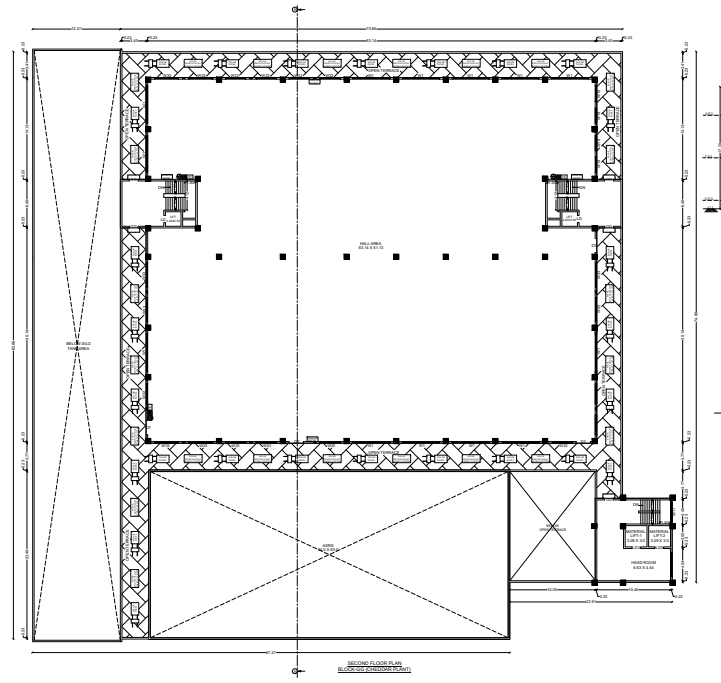

SECOND FLOOR PLAN
BLOCK-GG (CHEDDAR PLANT)

BLOCK-G
SCALE-1:400

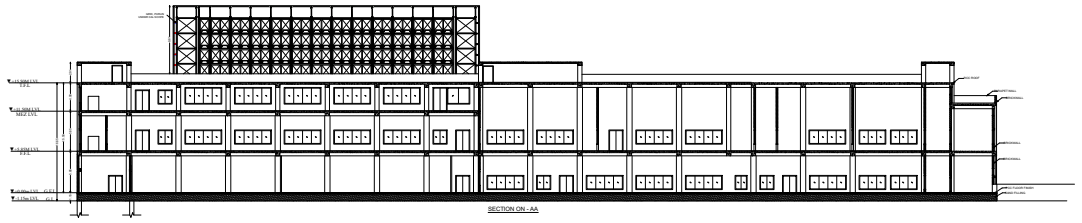

SECTION ON - AA

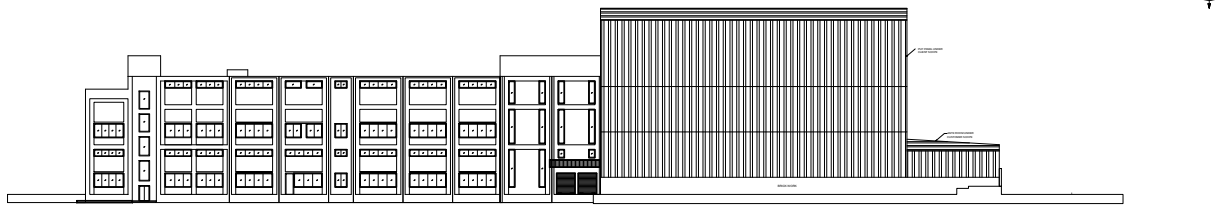

EAST SIDE ELEVATION

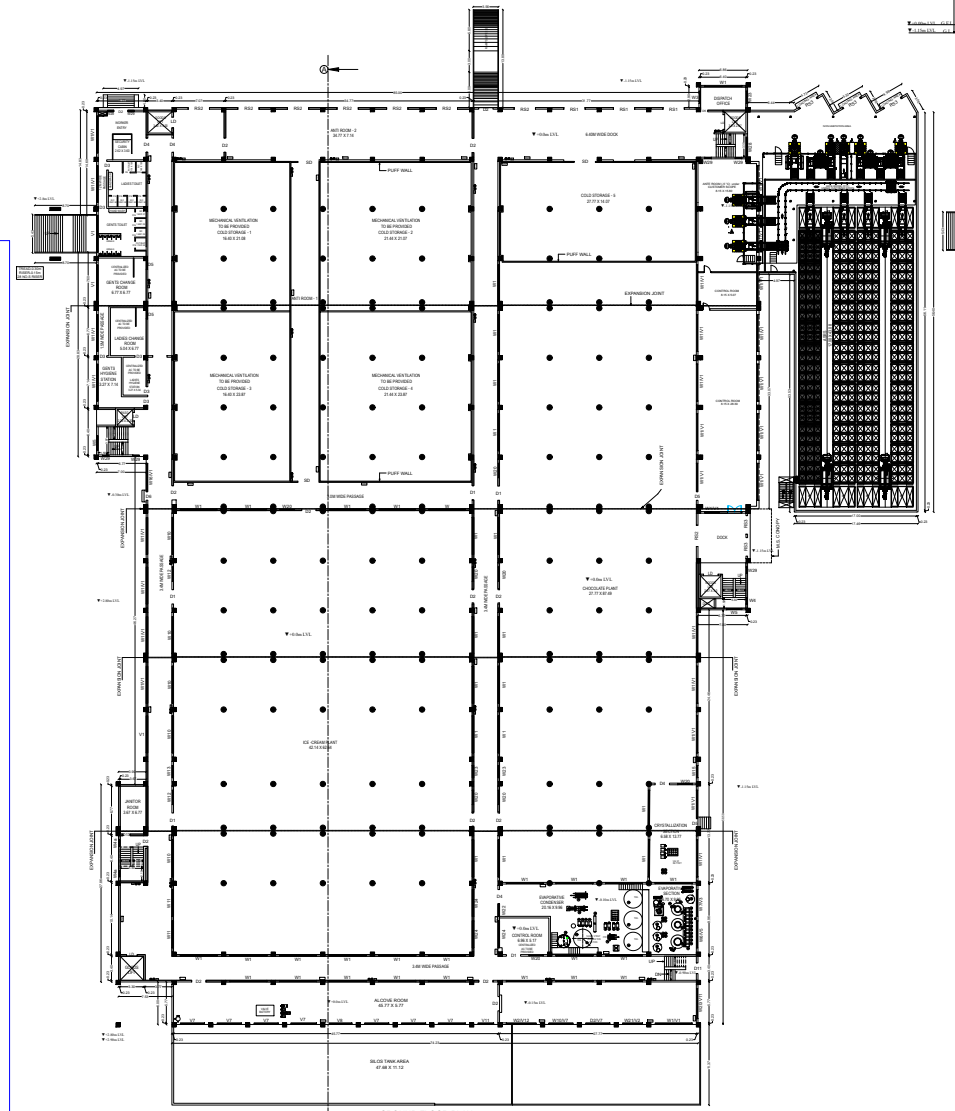

GROUND FLOOR PLAN
BLOCK -G (UHT PLANT)

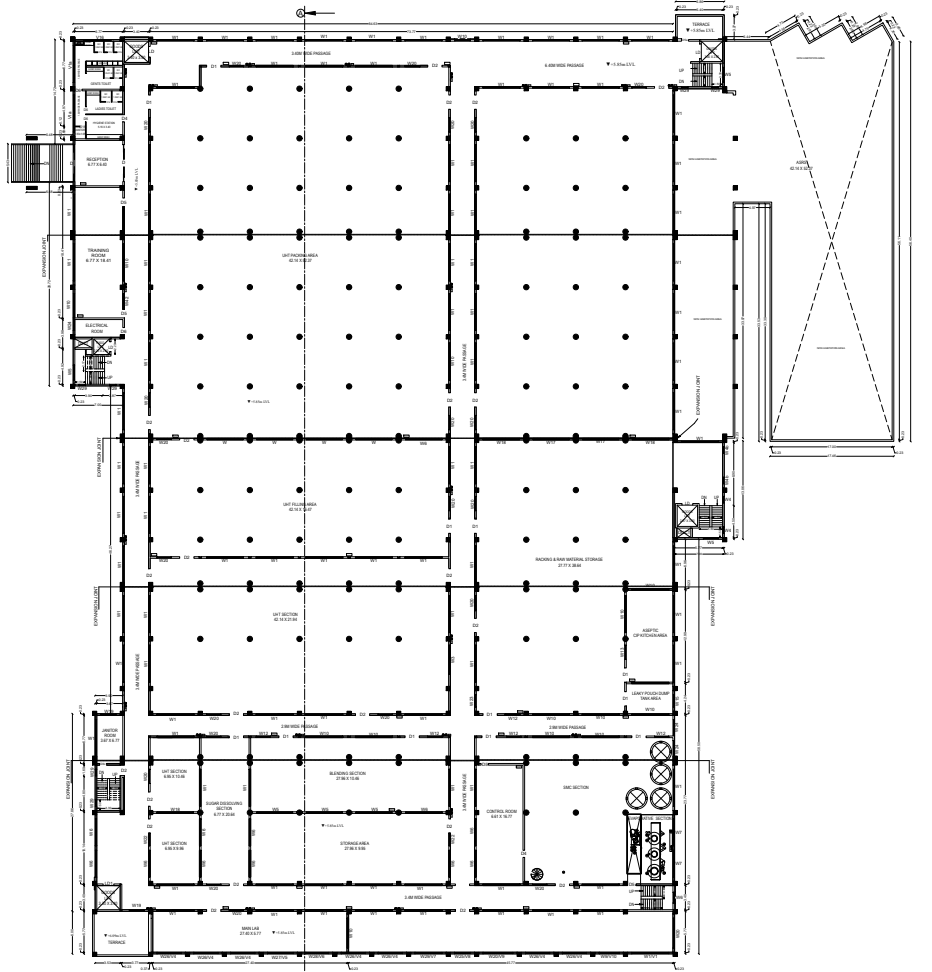

FIRST FLOOR PLAN
BLOCK -G (UHT PLANT)

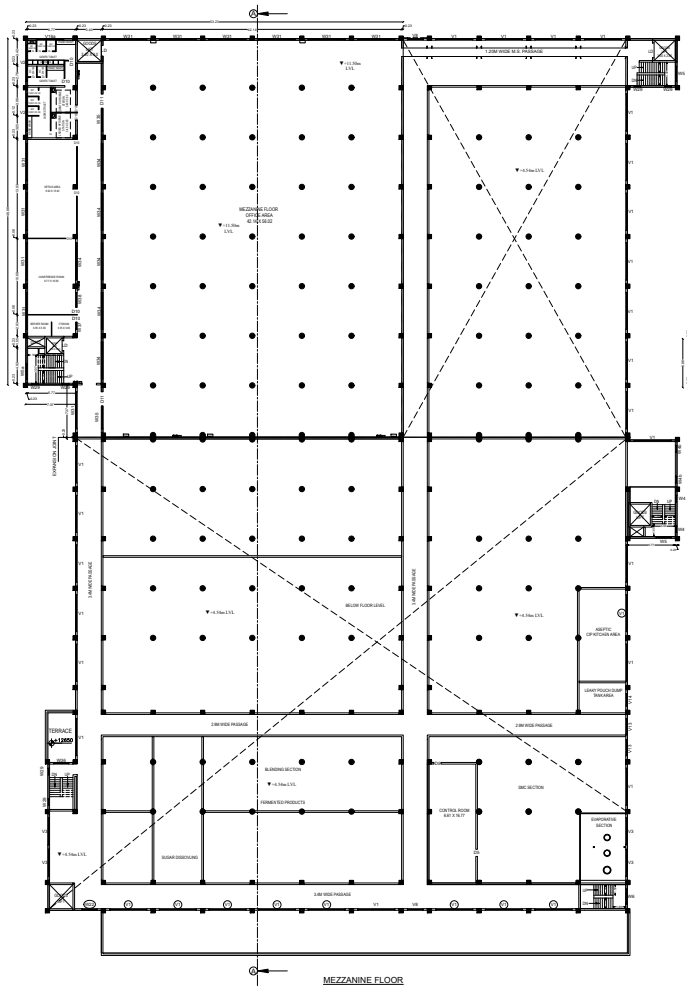

MEZZANINE FLOOR
BLOCK -G (UHT PLANT)

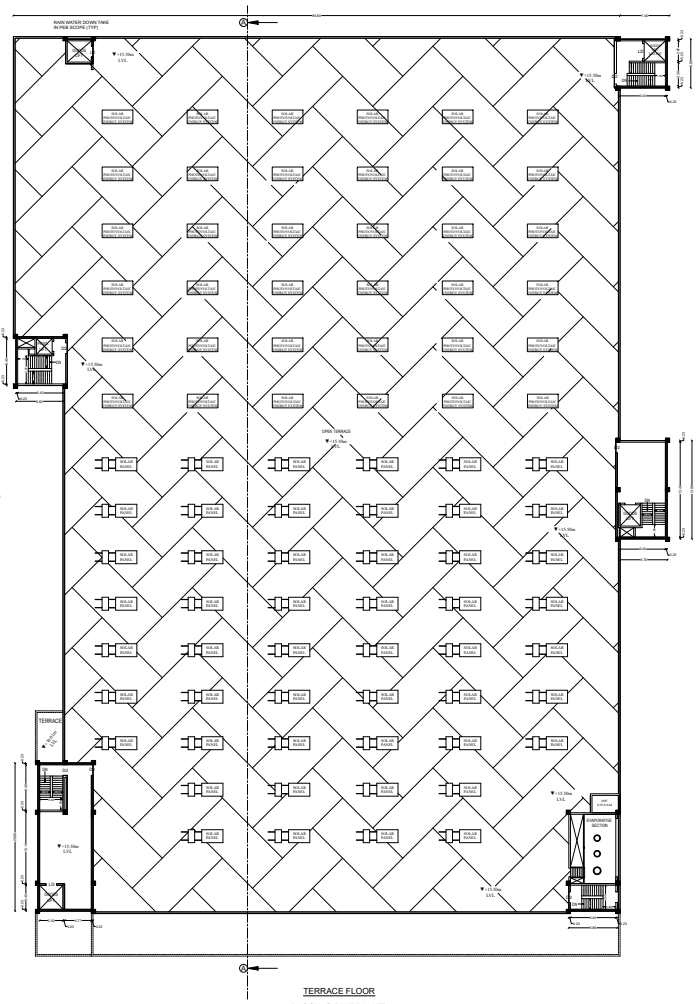

TERRACE FLOOR
BLOCK -G (UHT PLANT)

BLOCK-GG
SCALE-1:400

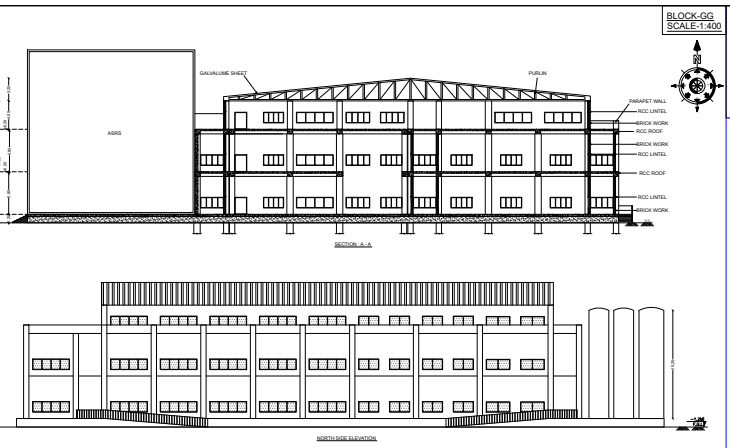
GALVALUME SHEET
PURLIN
AGRS
PARAPET WALL
RCC LINTEL
BRICK WORK
RCC ROOF
RCC LINTEL
BRICK WORK
RCC ROOF
RCC LINTEL
BRICK WORK
SECTION - A-A
NORTH SIDE ELEVATION

REFERENCE
- ⊛ FIRE ALARM SYSTEM
- ▣ HOSE REEL
- ▤ FIRE FIGHTING EQUIPMENT
- ▭ DRINKING WATER

BLOCK - II
SCALE-1:200

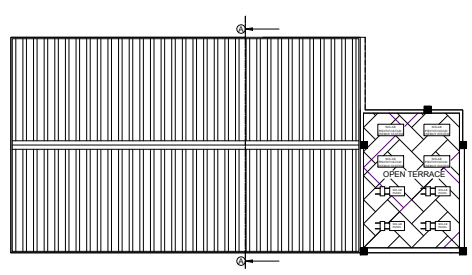
OPEN TERRACE
FENCE

TERRACE FLOOR PLAN
BLOCK -II (POWER HOUSE)

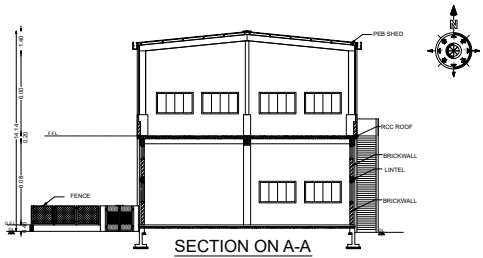
PEB SHED
RCC ROOF
BRICKWALL
LINTEL
BRICKWALL
FENCE

SECTION ON A-A

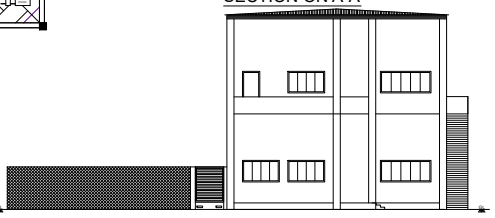

EAST SIDE ELEVATION

COLOR INDEX	
SITE BOUNDARY	▭
EXISTING ROAD	🟨
EXISTING APPROVED BUILDING	▨
PROPOSED APPROVAL BUILDING	▨
DRIVE WAY	🟥
OSR	🟩

Vehicle	Parking Area Description	Area	Required	Provided
Car	1 Car space for every 100 Sq.m of office floor area	5103.15/100	52	72(Including 8 PH Parking)
Two Wheeler	1 Two Wheeler space for every 50 Sq.m of workshop floor area	84454.71/50	1690	1705
Lorry	1 Lorry space for every 500 Sq.m of workshop floor area	84470.90/500	169	170
	1 Lorry space for every 300 Sq.m of plot area (Godown and Storage Area)	10428.08/300	35	35
	1 Lorry space for every 500 Sq.m of floor area (Cold Storage)	7271.97/500	15	15
Total			219	220
Cycle	1 Cycle space for every 50 Sq.m of workshop floor area	84470.90/50	1690	1705
Total			1690	1705

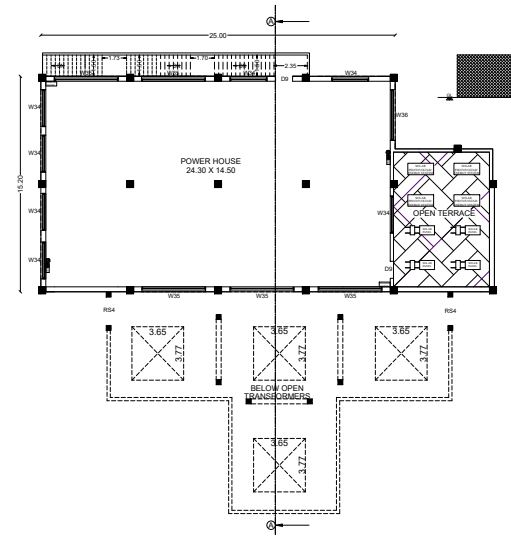
25.00
POWER HOUSE
24.30 X 14.50
OPEN TERRACE
BELOW OPEN TRANSFORMERS
15.20
3.65
3.77

FIRST FLOOR PLAN
BLOCK -II (POWER HOUSE)

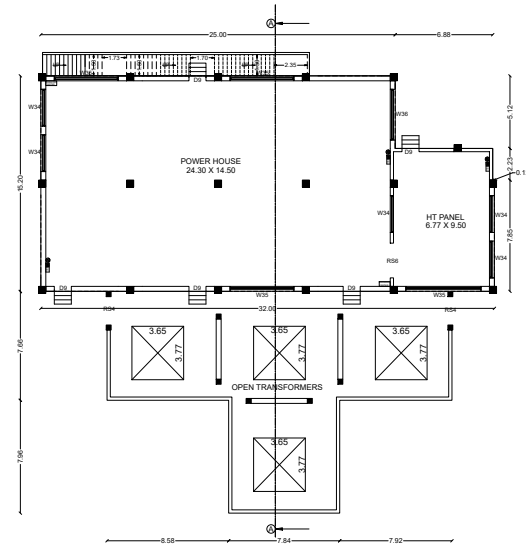
25.00
6.88
POWER HOUSE
24.30 X 14.50
HT PANEL
6.77 X 9.50
OPEN TRANSFORMERS
32.00
3.65
3.77
7.84
7.92
8.58

GROUND FLOOR PLAN
BLOCK -II (POWER HOUSE)

MACHINERY DETAILS			
Name	Numbers	Hp	Total
IDMC REFREGERATION PHASE-1	1	2328.32	2328.32
IDMC REFREGERATION PHASE-2	1	3287.28	3287.28
AIR COMPRESSOR	1	359.44	359.44
RO PUMP SYSTEM	1	74.43	74.43
COLLECTION TANK MOTOR	1	20.11	20.11
ETP-2	1	662.55	662.55
ZLD PHASE -3	1	268.24	268.24
UHD SECTION UPS-DB	1	1304.98	1304.98
UHD SECTION IMCC	1	510.99	510.99
SCM PROCESS & PACKING	1	445.27	445.27
ICE GROUP PACKING	1	906.65	906.65
TETRA PAK PROCESS	1	704.13	704.13
CHOCOLATE PROCESS & PACKING	1	906.65	906.65
MARGARINE -UNIT 3	1	482.83	482.83
AHU	1	639.75	639.75
FIRE HYDANT	1	113.98	113.98
REF PLANT	1	2071.87	2071.87
AIR COMP	1	288.31	288.31
BOILER 12 TON	1	442.53	442.53
BOILER 20 TON	1	557.86	557.86
30 TPH BOILER	1	913.00	913.00
BIO GAS	1	77.78	77.78
BIO GAS EXT	1	242.00	242.00
ETP	1	195.78	195.78
ETP PHASE-II	1	537.00	537.00
RO	1	296.49	296.49
CRETE WASH	1	29.50	29.50
ZLD-1	1	1012.47	1012.47
ZLD-2	1	805.00	805.00
LIGHTING	1	213.71	213.71
MAINTENCE SOCKET	1	162.26	162.26
RAW WATER	1	73.75	73.75
POWDER PLANT	1	4770.93	4770.93
CURD SECTION	1	329.89	329.89
LMP CIP	1	764.38	764.38
LMP PROCESS	1	502.88	502.88
LMP NEW CIP AND PROCESS	1	2013.00	2013.00
PANEER AND CURD PACKING FRICK PANEL	1	451.92	451.92
GHEE SECTION	1	83.14	83.14
MOZZERELLA	1	490.81	490.81
CREAM CHEESE	1	258.81	258.81
BUTTER	1	231.99	231.99
LASSI ,FRICK,AHU	1	396.94	396.94
PROCESS CHEESE	1	555.18	555.18
CHEDDAR CHEESE	1	205.17	205.17
RAW EFFLUENT TRANSFER PUMP	2	40.00	80.00
MIXERS FOR COLLECTION TANK	2	15.00	30.00
DAF FEED PUMP	2	40.00	80.00
AIR BLOWERS FOR RAW EFFLUENT TANK & SLUDGE TANK I & II	2	40.00	80.00
FLASH MIXER MECHANISM	1	3.00	3.00
FLOCCULATOR MECHANISM	1	0.50	0.50
DAF DRIVE	1	0.75	0.75
DAF SCOOP	1	0.75	0.75
DAF HIGH PRESSURE PUMPS	1	0.40	0.40
AIR COMPRESSOR	1	2.00	2.00
POLY DOSING PUMP	2	2.00	4.00
PAC DOSING PUMP	2	2.00	4.00
AGITATOR FOR POLY	1	1.00	1.00
AGITATOR FOR PAC	1	1.00	1.00
ACID DOSING PUMP	2	2.00	4.00
ALKALI DOSING PUMP	2	2.00	4.00
USAB FEED PUMPS	2	40.00	80.00
BIO GAS BLOWER	2	20.00	40.00
MIXERS IN ANOXIC TANK	2	60.00	120.00
AIR BLOWERS FOR AERATION TANK	2	300.00	600.00
VOLUTE DEWATERING PRESS PUMP	2	20.00	40.00
VOLUTE DEWATERING PRESS PUMP	2	15.00	30.00
VOLUTE PRESS	1	5.00	5.00
VOLUTE PRESS	1	4.00	4.00
DOSING PUMPS FOR POLY DOSING TANK	2	2.00	4.00
AGITATOR FOR POLY	1	1.00	1.00
CHEDDAR PLANT	1	1345.00	1345.00
CHEDDAR AHU	1	336.00	336.00
TOTAL HP			34890.35

JOINERY DETAILS		
1	Rolling Shutter - RS	3.00 X 5.00
2	Rolling Shutter - RS1	3.00 X 4.00
3	Rolling Shutter - RS2	3.00 X 3.00
4	Rolling Shutter - RS3	2.60 X 3.00
5	Rolling Shutter - RS4	2.00 X 300
6	Rolling Shutter - RS5	3.00 X 2.40
7	Rolling Shutter - RS6	2.40 X 2.40
8	Sliding Door - SD	2.00 X 2.40
9	Sliding Door - SD1	1.20 X 2.40
10	Front Door - FD	1.50 X 2.40
11	Front Door - FD1	1.20X 2.40
12	Front Door - FD2	1.27X 2.40
13	Front Door - FD3	1.00X 2.40
14	Lift Door - LD	1.70 X 2.40
15	Lift Door - LD1	1.50 X 2.40
16	Lift Door - LD2	1.37 X 3.00
17	Lift Door - LD3	1.20 X 2.40
18	Double Glass Door - DGD	2.30 X 2.15
19	Door - D	5.20 X 3.00
20	Door - D1	2.00 X 3.00
21	Door - D2	2.00 X 3.35
22	Door - D3	1.00 X 3.35
23	Door - D4	1.50 X 3.00
24	Door - D5	1.20X 3.00
25	Door - D6	1.00 X 2.76
26	Door - D7	2.00 X 2.40
27	Door - D8	1.50 X 2.40
28	Door - D9	1.20X 2.40
29	Door - D10	1.00 X 2.40
30	Door - D11	1.50 X 2.14
31	Door - D12	1.20 X 2.14
32	Door - D13	1.07 X 2.14
33	Door - D14	0.91 X 2.14
34	Door - D15	0.76 X 2.14
35	Door - D16	0.80 X 2.14
36	Window - W	5.20 X 2.35
37	Window - W1	5.20 X 2.00
38	Window - W2	4.20 X 2.35
39	Window - W3	4.10X 2.00
40	Window - W4	4.00 X 2.00
41	Window - W5	3.80X 2.00
42	Window - W6	3.77 X 2.00
43	Window - W7	3.70 X 2.35
44	Window - W8	3.60 X 2.00
45	Window - W9	3.47X 2.00
46	Window - W10	3.44 X 2.00
47	Window - W11	3.40 X 2.00
48	Window - W12	3.20 X 2.35
49	Window - W13	3.2 X 2.00
50	Window - W14	3.00 X 1.50
51	Window - W15	3.05 X 1.22
52	Window - W16	3.00 X 1.22
53	Window - W17	2.25 X 2.00
54	Window - W18	2.20X 2.00
55	Window - W19	2.10 X 2.00
56	Window - W20	2.00 X 2.00
57	Window - W21	1.80 X 2.52
58	Window - W22	1.77 X 2.00
59	Window - W23	1.70 X 2.00
60	Window - W24	1.53 X 2.00
61	Window - W25	1.03 X 2.35
62	Window - W26	1.80 X 1.52
63	Window - W27	1.80 X1.22
64	Window - W28	1.22 X 1.22
65	Window - W29	0.90 X 2.00
66	Window - W30	0.90X 1.22
67	Window - W31	2.85 X 1.22
68	Window - W32	2.85 X 1.50
69	Window - W33	3.37 X 1.50
70	Ventilator - V	5.20 X 1.00
71	Ventilator - V1	5.20 X 0.75
72	Ventilator - V2	4.20 X 1.00
73	Ventilator - V3	4.00 X 0.75
74	Ventilator - V4	3.80 X1.00
75	Ventilator - V5	3.77 X 1.00
76	Ventilator - V6	3.77 X 0.75
77	Ventilator - V7	3.60X 1.00
78	Ventilator - V8	3.20X 1.00
79	Ventilator - V9	2.92 X 0.75
80	Ventilator - V10	2.80 X 1.00
81	Ventilator - V11	2.25X 1.00
82	Ventilator - V12	2.20X1.00
83	Ventilator - V13	0.76X0.61
84	Ventilator - V14	0.61X0.61
85	Lighting Ventilator - LV	5.48X1.50
86	Lighting Ventilator - LV1	4.00X1.40
87	Lighting Ventilator - LV2	3.60X1.50
88	Lighting Ventilator - LV3	3.00X1.50
89	Lighting Ventilator - LV4	1.80X1.50
90	Lighting Ventilator - LV5	1.50X1.50
91	Lighting Ventilator - LV6	0.90X0.90
92	Fire glass - FG	2.00X1.20
93	Fire Glass-FG1	1.50X1.20

NO.OF.WORKERS	
MALE	400
FEMALE	200
HP.OF.BUILDING	34890.35 HP

OSR DETAILS:

REQUIRED FOR OSR	PROVIDED FOR OSR
22662.42 Sq.m (10.00%)	22929.90 Sq.m (10.12%)

SITE AND DETAILED PLAN SHOWING THE EXISTING APPROVED R.C.C ROOF, GALVALUME SHEET ROOF AND GALVANIZED IRON SHEET ROOF OF BLOCK-A,D,F,I,J,L,M,N,O,P,Q,R,S,T,U,V,W AND PROPOSED ADDITION AND ALTERATION TO THE EXISTING APPROVED R.C.C ROOF AND GALVALUME SHEET ROOF OF BLOCK-B,C,E,G,H,K,AA AND PROPOSED CONSTRUCTION OF R.C.C ROOF AND GALVALUME SHEET ROOF OF BLOCK-BB,CC,DD,EE,FF,GG,HH AND II IN DAIRY AND DAIRY PRODUCTS INDUSTRIAL (ORANGE CATEGORY) BUILDING WITH 34890.35 HP IN R.SF.NO.20/3B, 5C, 12B, 13, 14A,14B, 15A, 15B, 16A, 16B, 17A, 17C, 17D, 17F, 18B, 18C, 19B, 21/11B, 12B, 13B, 14B, 15B, 16B, 26/21, 27/4, 5, 6, 7, 8, 28/1B, 40/1B, 2B, 3B, 3C1A, 3C1C, 3C2, 4B, 5A1A, 5A1B, 5A2, 5B, 6A, 6B, 7A1, 7A2, 7B, 41/4C, 5A, 5C, 6B, 7, 8, 9F, 42/1, 2A, 2B, 3A, 3B, 4A, 4B, 5A, 5B, 6, 7, 43/1, 2, 3, 4, 44/5,65/1, 2, 3, 4B, 7B, 8, 9, 10B, 11B, 12B, 13A, 13B, 14A, 14B, 15A1 & 15B AT PATTAKARANPALAYAM VILLAGE, PERUNDURAI TALUK, ERODE DISTRICT.

Online Application No.: SWP/BPA/0416015/2024

NAME OF THE APPLICANT :
M/s.Milky Mist Dairy Food Pvt Ltd.,
By Its Managing Director, Mr.T.Sathish Kumar. S/o.Mr.Thangamuthu

AREA DETAILS :

As Per Patta	- 225617.00 Sq.m
As Per Document	- 56.00 Acre (Or) 226624.16 Sq.m
As Per Super Imposed Site Area	- 223452.84 Sq.m

DIRECTORATE OF TOWN AND COUNTRY PLANNING TECHNICAL CONCURRENCE BP/DTCP NO:316/2023 DATED:13/12/2023 AND SWP/DTCP/ERODE/BUILDING PERMISSION NO-61/2023 DATED: 16/12/2023 ISSUED VIDE ASSISTANT DIRECTOR, ERODE DISTRICT TOWN AND COUNTRY PLANNING OFFICE, ERODE. (FSI AREA: 76943.03 Sqm AND TOTAL BUILT UP AREA:77884.08 Sqm)

S. NO	DESCRIPTION	ALREADY APPROVED AREA IN Sqm			ADDITION AND ALTERATION AREA IN Sqm				TOTAL AREA IN Sqm			
		FSI AREA	NON FSI AREA	TOTAL AREA	FSI AREA	NON FSI AREA	DEDUCTION	TOTAL AREA	FSI AREA	NON FSI AREA	DEDUCTION	TOTAL AREA
ALREADY APPROVED RETAINED BUILDING												
BLOCK - A (DRY STORAGE AND PROCESSING PLANT)												
1	GROUND FLOOR	1548.30	-	1548.30	-	-	-	-	1548.30	-	-	1548.30
2	FIRST FLOOR	1675.64	-	1675.64	-	-	-	-	1675.64	-	-	1675.64
BLOCK - D (REFRIGERATION PLANT-I)												
3	GROUND FLOOR	2167.39	-	2167.39	-	-	-	-	2167.39	-	-	2167.39
BLOCK - F (REFRIGERATION PLANT-II)												
4	GROUND FLOOR	1045.07	-	1045.07	-	-	-	-	1045.07	-	-	1045.07
5	FIRST FLOOR	581.15	-	581.15	-	-	-	-	581.15	-	-	581.15
BLOCK-I(MILK PLANT)												
6	GROUND FLOOR	428.26	-	428.26	-	-	-	-	428.26	-	-	428.26
7	MEZZANINE FLOOR	45.67	-	45.67	-	-	-	-	45.67	-	-	45.67
BLOCK-J(CRADE WASHING)												
8	GROUND FLOOR	400.00	-	400.00	-	-	-	-	400.00	-	-	400.00
BLOCK-L(CAFETERIA)												
9	GROUND FLOOR	198.85	-	198.85	-	-	-	-	198.85	-	-	198.85
BLOCK-M(CHEMICAL STORAGE)												
10	GROUND FLOOR	47.54	-	47.54	-	-	-	-	47.54	-	-	47.54
BLOCK-N(MCC ROOM)												
11	GROUND FLOOR	26.37	-	26.37	-	-	-	-	26.37	-	-	26.37
BLOCK-O(ROOM)												
12	GROUND FLOOR	19.23	-	19.23	-	-	-	-	19.23	-	-	19.23
BLOCK-P(SHED-II)												
13	GROUND FLOOR	92.75	-	92.75	-	-	-	-	92.75	-	-	92.75
BLOCK-Q(SECURITY ROOM-1)												
14	GROUND FLOOR	31.80	-	31.80	-	-	-	-	31.80	-	-	31.80
BLOCK-R(SECURITY ROOM-2)												
15	GROUND FLOOR	199.99	-	199.99	-	-	-	-	199.99	-	-	199.99
BLOCK-S(SECURITY ROOM-3)												
16	GROUND FLOOR	8.58	-	8.58	-	-	-	-	8.58	-	-	8.58
BLOCK-T(FUEL STATION)												
17	GROUND FLOOR	11.08	-	11.08	-	-	-	-	11.08	-	-	11.08
BLOCK-U(SHED-III)												
18	GROUND FLOOR	70.71	-	70.71	-	-	-	-	70.71	-	-	70.71
BLOCK-V(PATHOGEN LAB)												
19	GROUND FLOOR	127.21	-	127.21	-	-	-	-	127.21	-	-	127.21
BLOCK-W(WEIGH BRIDGE ROOM)												
20	GROUND FLOOR	10.68	-	10.68	-	-	-	-	10.68	-	-	10.68
TOTAL AREA - (A)		8736.27	-	8736.27	-	-	-	-	8736.27	-	-	8736.27
REVISION AND ADDITIONAL BUILDING												
BLOCK - B (POWDER PLANT, WTP, KITCHEN, RO PLANT AND ZLD-3)												
21	GROUND FLOOR	5514.79	18.85	5533.64	1303.71	-	40.63	1303.71	6818.50	18.85	40.63	6837.35
22	MEZZANINE -I FLOOR	-	-	-	186.29	-	35.71	186.29	186.29	-	35.71	186.29
23	FIRST FLOOR	4187.85	-	4187.85	1331.08	-	96.21	1331.08	5518.93	-	96.21	5518.93
24	SECOND FLOOR	1034.01	27.63	1061.64	222.03	63.76	32.45	285.79	1256.04	91.39	32.45	1347.43
25	THIRD FLOOR	-	-	-	881.67	-	15.89	881.67	881.67	-	15.89	881.67
26	MEZZANINE -II FLOOR	-	-	-	47.62	-	5.60	47.62	47.62	-	5.60	47.62
27	FOURTH FLOOR	-	-	-	998.04	-	69.84	998.04	998.04	-	69.84	998.04
28	MEZZANINE-III FLOOR	-	-	-	193.13	-	33.76	193.13	193.13	-	33.76	193.13
29	FIFTH FLOOR	-	-	-	858.84	-	136.75	858.84	858.84	-	136.75	858.84
30	TERRACE FLOOR	-	78.73	78.73	-	17.44	-	17.44	-	96.17	-	96.17
BLOCK - C (LIQUID PLANT)												
31	GROUND FLOOR	9572.49	7.41	9579.90	677.02	-	-	677.02	10249.51	7.41	-	10256.92
32	FIRST FLOOR	9375.21	7.41	9382.62	677.02	-	-	677.02	10052.23	7.41	-	10059.64
33	SECOND FLOOR	9173.43	209.19	9382.62	677.02	-	-	677.02	9850.45	209.19	-	10059.64
34	HEAD ROOM	-	188.75	188.75	-	-	-	-	-	188.75	-	188.75
BLOCK - E (BOILER)												
35	GROUND FLOOR	3085.60	-	3085.60	984.08	-	-	984.08	4069.68	-	-	4069.68
36	MEZZANINE -I FLOOR	135.53	-	135.53	-	-	-	-	135.53	-	-	135.53
37	MEZZANINE -II FLOOR	135.65	-	135.65	-	-	-	-	135.65	-	-	135.65
BLOCK - G (UHT PLANT)												
38	GROUND FLOOR	10668.23	-	10668.23	1559.53	-	-	1559.53	12227.76	-	-	12227.76
39	FIRST FLOOR	10638.50	-	10638.50	-	-	-	-	10638.50	-	-	10638.50
40	MEZZANINE FLOOR	2953.32	-	2953.32	-	-	-	-	2953.32	-	-	2953.32
41	HEAD ROOM	-	403.08	403.08	-	-	-	-	-	403.08	-	403.08
BLOCK-H(ZLD-I AND CHEMICAL STORAGE)												
42	GROUND FLOOR	1182.94	-	1182.94	524.09	-	-	524.09	1707.03	-	-	1707.03
BLOCK-K(SHED-I AND TRANSPORT MAINTANENCE SHED)												
43	GROUND FLOOR	366.11	-	366.11	651.48	-	-	651.48	1017.59	-	-	1017.59
BLOCK-AA(SALT GODOWN)												
44	GROUND FLOOR	183.10	-	183.10	175.64	-	-	175.64	358.74	-	-	358.74
TOTAL AREA - (B)		68206.76	941.05	69147.81	11948.29	81.20	466.84	12029.49	80155.05	1022.25	466.84	81177.30
PROPOSED BUILDING												
BLOCK-X(STORAGE GODOWN)												
45	GROUND FLOOR	-	-	-	464.52	-	-	464.52	464.52	-	-	464.52
BLOCK-Y(CHAMBER-I)												
46	GROUND FLOOR	-	-	-	61.49	-	-	61.49	61.49	-	-	61.49
BLOCK-Z(CHAMBER-II)												
47	GROUND FLOOR	-	-	-	61.49	-	-	61.49	61.49	-	-	61.49
BLOCK-BB(ZLD-II)												
48	GROUND FLOOR	-	-	-	929.43	-	-	929.43	929.43	-	-	929.43
BLOCK-CC(SHED-IV)												
49	GROUND FLOOR	-	-	-	44.62	-	-	44.62	44.62	-	-	44.62
BLOCK-DD(TANKER RECEPTION AND TANKER CIP)												
50	GROUND FLOOR	-	-	-	1000.35	-	-	1000.35	1000.35	-	-	1000.35
BLOCK-EE(WEIGH BRIDGE)												
51	GROUND FLOOR	-	-	-	16.00	-	-	16.00	16.00	-	-	16.00
BLOCK-FF(TANKER SAMPLING)												
52	GROUND FLOOR	-	-	-	30.00	-	-	30.00	30.00	-	-	30.00
BLOCK-GG(CHEDDAR PLANT)												
53	GROUND FLOOR	-	-	-	6071.91	-	-	6071.91	6071.91	-	-	6071.91
54	FIRST FLOOR	-	-	-	4456.89	-	221.47	4456.89	4456.89	-	221.47	4456.89
55	SECOND FLOOR	-	-	-	3330.92	128.80	-	3459.72	3330.92	128.80	-	3459.72
BLOCK-HH(ENGG. STORE AND WORK SHOP)												
56	GROUND FLOOR	-	-	-	1059.27	-	-	1059.27	1059.27	-	-	1059.27
BLOCK-II(POWER HOUSE)												
57	GROUND FLOOR	-	-	-	481.36	-	-	481.36	481.36	-	-	481.36
58	FIRST FLOOR	-	-	-	374.53	-	-	374.53	374.53	-	-	374.53
TOTAL AREA - (C)		-	-	-	18382.78	128.80	221.47	18511.58	18382.78	128.80	221.47	18511.58

ALREADY APPROVED CONSTRUCTED AND RETAINED FSI AREA	: 8736.27 Sqm
REVISION AND ADDITION FSI AREA	: 80155.05 Sqm
PROPOSED FSI AREA	: 18382.78 Sqm
TOTAL FSI AREA	: 107274.10 Sqm

$$\text{FLOOR SPACE INDEX} = \frac{\text{FSI AREA}}{\text{SITE AREA}} = \frac{107274.10\ \text{Sq.M}}{223452.84\ \text{Sq.M}} = 0.48 < 1.5$$

HEIGHT OF THE BUILDING - 18.20M

Er. T.Thilak Ranjith
B.E (Civil), M.E (Str), MIABSE, LBS, C.Engg, C.Struct Engg, AIV,
Registered Quality Auditor (CLPA/QA/19/04/0021)
#404, 6th Street Extension, Gandhipuram,
Coimbatore - 641 012. M : 9486112301
e-mail : thilakranjith19@gmail.com

REGISTERED QUALITY AUDITOR

K. P
Er. K.PRAKASH, M.E., (Geo-Technical Engg)., MIGS.
Registered Geo-Technical Engineer (GTE).
Regn. No: Coimbatore LPA/GTE/004/2024
prakash.civil157@gmail.com
Contact: 9894713236, 86376 27705

REGISTERED GEO - TECHNICAL ENGINEER

Er.T.THILAK RANJITH,
B.E(Civil), M.E(Str),MIE,AIV,FICC,C.Engg, P.E(ECI)
Registered Structural Engineer /Grade -I
CLPA/SE/GR-I/024/2024
Thilakranjith19@gmail.com, 9486112301

REGISTERED STRUCTURAL ENGINEER

Er.T.THILAK RANJITH,
B.E(Civil), M.E(Str),MIE,AIV,FICC,C.Engg, P.E(ECI)
Registered Construction Engineer
CLPA/CE/007/2024
Thilakranjith19@gmail.com, 9486112301

REGISTERED CONSTRUCTION ENGINEER

Er.T.THILAK RANJITH,
B.E(Civil), M.E(Str),MIE,AIV,FICC,C.Engg, P.E(ECI)
Registered Engineer /Grade -I
CMDA-RE/GRI/2022/08/392
Thilakranjith19@gmail.com, 9486112301

REGISTERED ENGINEER

For Milky Mist Dairy Food Private Limited,
Managing Director

APPLICANT

THE LANDLENS SUITE

Eight ways to know a piece of land before you pay for it.

This report covers one part of the picture. These cover the rest, drawn from the same government records, for any property in Tamil Nadu.

LandLens One
Ask anything about a property and get an answer grounded in live government records, with the sources shown.
/landlens/one

Verify My Land
Every record check run on one property and returned as a single report.
/landlens/verify-my-land

Legal Opinion
An advocate's written opinion on the title, built on the records we pull for it.
/landlens

One Map
Every layer on one map: the parcel, its boundary, zoning, water bodies and what sits around it.
/landlens/one/map

PriceMap
What land actually changed hands for around this plot, taken from the registered deeds.
/landlens/pricemap

Build Scope
What you are allowed to build here: floor space, height, coverage and setbacks.
/landlens/build-scope

Property Tracker
Watch a property and hear about it when something new is registered against it.
/landlens/property-tracker

Deal Room
Run the transaction in one place: documents, stamping, signatures and the parties.
/landlens/deal-room

FREE TOOLS · NO ACCOUNT NEEDED

Twenty-four checks you can run yourself, at no cost.

Records and verification

The registers themselves, read for you.

- Encumbrance Certificate
- Patta and Chitta
- Field Measurement Sketch
- EC Analyzer
- Bank charge check
- Court case search
- Seller background check
- Approval check by survey

Value and duty

What it is worth and what it costs to register.

- Guideline value by street
- Guideline value by survey
- Stamp duty and registration fees
- Capital gains
- Floor space index
- Area unit converter

Zoning and land use

What the plan says can happen on this land.

- Land use zone finder
- CMDA land use check
- Coastal regulation zone
- Master plan check
- Water bodies finder
- Airport height clearance

Registers and directories

Who holds it, and which office keeps the record.

- Find your registering office
- Temple property check
- Waqf property check
- RERA register

Every free tool
/tools

Services we run for you
/services

The LandLens suite
/landlens/one

Verified RealEstate™

Every claim in this document traces back to a government record.

- Legal opinions, due diligence and title verification
- Building plan, layout and sub-division approvals
- Completion and occupancy certificates, regularisation
- Escrow, negotiation and NRI property management
- Land survey, soil testing, architecture and construction

Verified RealEstate
3/350/2 Mettukuppam,
OMR Thoraipakkam,
Chennai 600 097, India
hello@verified.realestate
+91 9996 12 9996

Prepared from the registers named on the page each finding sits on. Where a register could not be read, this document says so in its place rather than leaving the gap to be read as a clean result.