PP APPROVAL RECORD

Planning Permission

Survey 148

A Kurumbur

Kallakurichi district, Tamil Nadu

APPROVAL TYPE
Building Plan

ISSUING AUTHORITY
Rural Panchayat

The approval as the planning authority issued it, reproduced in full behind this page.

An approval speaks to what was sanctioned, not to what was built. Completion is a separate record.

Verified RealEstate™

3/350/2 Mettukuppam,
OMR Thoraipakkam,
Chennai 600 097, India

hello@verified.realestate

+91 9996 12 9996

verified.realestate



LEGEND:-

PLAN SHOWING THE PROPOSED CONSTRUCTION OF GROUND FLOOR COMMERCIAL BUILDING AT SURVEY NO: 148/2B1, A. KURUMBOOR VILLAGE, ULUNDURPET TALUK, KALLAKURICHI DISTRICT

LEGEND:-

1. EGL - EXISTING GROUND LEVEL.
2. FGL - FINISHED GROUND LEVEL.
3. FFL - FINISHED FLOOR LEVEL.
4. BOB - BOTTOM OF BEAM.
5. TOS - TOP OF SLAB.
6. TOP - TOP OF PARAPET.

BOUNDARY LINE

PROPOSED BUILDING

NOTES:-

1. ALL DIMENSIONS ARE IN MM AND LEVELS/CO-ORDINATES ARE IN METERS UNLESS OTHERWISE SPECIFIED.
2. EL. ±0.00 CORRESPONDS TO FGL.
3. ALL GRID LINES CORRESPOND TO WALL CENTER LINES.
4. THE FFL OF THE BUILDING SHALL BE MIN. 0.75M ABOVE FGL.
5. FFL (FINISHED FLOOR LEVEL) TO ROOF BOTTOM HEIGHT OF THE CONTROL ROOM BUILDING IS TO BE MAINTAINED AT 3.6MTR.
6. BRICK MASONRY SHALL BE DONE IN ACCORDANCE WITH RELEVANT IS CODES WITH APPROVED QUALITY OF BURNT CLAY BRICKS CONFORMING TO IS:1077-1992.
7. ALL WALLS SHALL BE 230 THICK BRICK WITH CM (1:6) EXCEPT TOILET PARTITION & PARAPET WALLS WHICH ARE 230MM THICK
8. EXTERNAL FACE OF ALL WALLS SHALL BE PROVIDED WITH 15 MM THICK IN CM 1:4 WITH APPROVED WATER PROOFING COMPOUND.
9. INTERNAL WALLS 12 MM THICK PLAIN PLASTER IN CM 1:4 SHALL BE PROVIDED. ALL PLASTERING WORK SHALL CONFIRM TO IS: 1661:1972.
10. CEILING PLASTERING SHALL BE 12mm THICK IN CM 1:3.
11. ALL MATERIALS, JOINTS, BOND, MORTAR, SAMPLING, TESTING, PLACING, SCAFFOLDING AND CURING ETC. SHALL CONFORM TO IS: 1905:1987, IS:9454:1987, IS: 3492:1992 & IS: 13757:1995.
12. GRADE OF RCC SHALL BE M25, GRADE OF REINFORCEMENT SHALL BE Fe500 AND GRADE OF P.C.C SHALL BE M7.5 (1:4:8) (U.N.O).
13. ALL THE WINDOWS SHALL HAVE CHAJJA / RAIN HOOD ALSO BE CONSIDERED.
a) PROJECTION OF SUNSHADE OVER WINDOWS & VENTILATION =450mm.
14. ACTUAL OPENING SIZES SHALL BE CHECKED AT SITE BEFORE FABRICATION OF DOORS, WINDOWS, ROLLING SHUTTER Etc.
15. MINIMUM THICKNESS OF ALUMINUM SECTION DOORS SHALL BE 1.5mm & WINDOWS & VENTILATORS SHALL BE 1.2mm SHALL BE USE CONFIRMING TO IS733 & IS1285. AND DOORS & WINDOWS DRAWINGS ARE GIVEN IN SEPARATELY.
16. ALL WINDOWS AND VENTILATORS SHALL BE WITH 5mm THICK TINTED GLASS. FOR ALUMINUM DOORS, TINTED GLASS OF 5.5mm THICKNESS SHALL BE USED.
17. THE EXTERNAL DOORS SHOULD BE SELF-CLOSING DOORS AND SHALL BE WEATHER SEALED.
18. ALL DOORS OF TOILET AREAS SHALL BE PVC FRAMED DOOR.
19. ALL AIR-CONDITIONED AREAS SHALL BE PROVIDED WITH FALSE CEILING. FALSE CEILING SHALL BE OF COLOUR COATED GYPSUM BOARD CEILING SYSTEM SUPPORTED ON ALUMINIUM FRAME.
20. PAINTING ON CONCRETE, MASONRY AND PLASTERING SURFACE SHALL CONFORM TO IS:2395.
21. 600MM WIDE PLINTH PROTECTION OF CEMENT CONCRETE SHALL BE PROVIDED ALL AROUND THE BUILDING WITH ADEQUATE SUB BASE PREPARATION.
22. INSIDE CRB, A MINIMUM CLEARANCE OF 2 METERS SHALL BE MAINTAINED FROM THE INNER SIDE OF THE WALL TO PLACE THE CAR PANELS WHICH RESULTS IN FREE MOVEMENT OF STAFF/OPERATORS ON THE BACK SIDE OF THE CAR PANEL DURING ANY EMERGENCY / WIRING WORK.
23. CEILING FANS, LED LAMPS ARE TO BE CONSIDERED FOR CRB, BATTERY ROOM,ACDB BATTERY ROOM, SCADA ROOM, PANTRY, STOREROOM.
24. FIRE ALARM SYSTEM IS TO BE ERECTED INSIDE THE CONTROL ROOM.
25. SECURITY CAMERAS ARE TO BE ERECTED ON THE OUTER PERIPHERY OF THE CRB, ENTRANCE GATE AND ROAD.
26. DPC OF 50mm THICK CEMENT CONCRETE (1:1.5:3) WITH 10mm DOWN GRADED STONE WITH APPROVED WATER PROOFING COMPOUND MIXED AND SHALL CONFORMS TO IS 1606-1991 & IS 3067-1988.

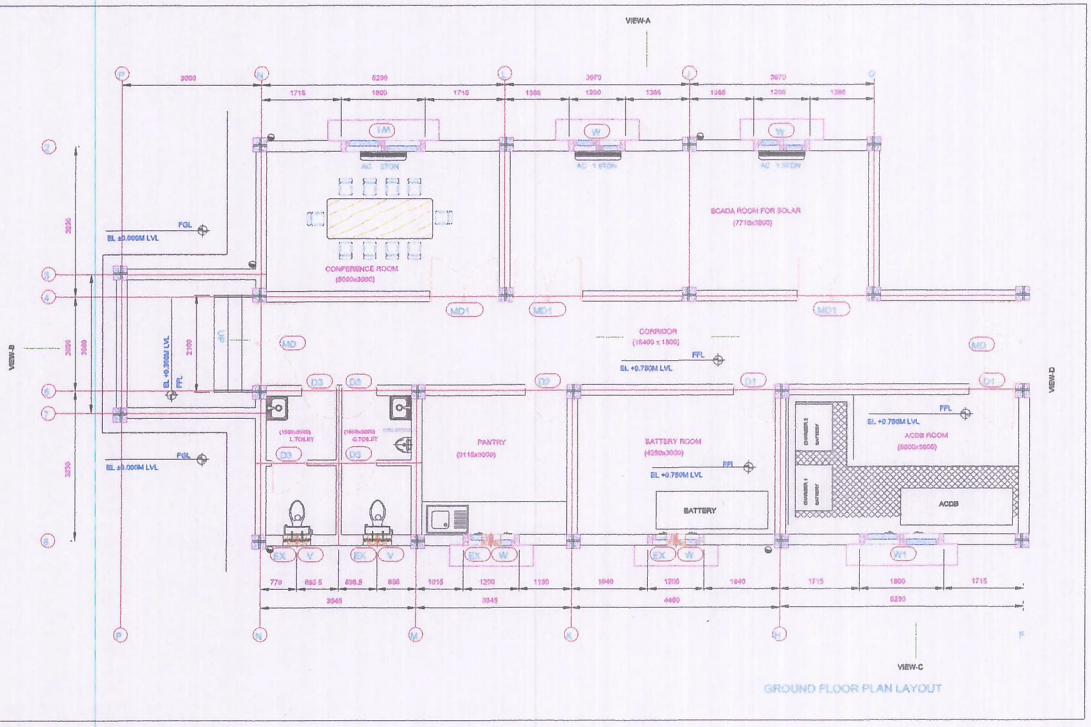

DETAIL OF JOINERIES

SL. NO.	DESCRIPTION	MARK	TOTAL NO.	SIZE (MM) (WIDTH x HEIGHT)
1.	DOUBLE LEAF ALUMINIUM DOOR/CLOSER	MD	03	1800x2800
2.	DOUBLE LEAF ALUMINIUM DOOR/CLOSER	MD1	03	1800x2800
3.	SINGLE ALUMINIUM DOOR/GLAZED	D1	03	1000x2100
4.	SINGLE ALUMINIUM DOOR/GLAZED	D2	01	900x2100
5.	SINGLE PVC DOOR	D3	04	750x2100
6.	ALUMINIUM WINDOW/GLAZED	W	10	1200x1200
7.	ALUMINIUM WINDOW/GLAZED	W1	04	1800x1200
8.	EXHAUSTER	EX	04	450x450
9.	VENTILATION	V	02	900x450

AREA DETAILS

DESCRIPTION	MARK
SITE AREA	14565.66 sq.m
G. F AREA	141.62 sq.m
	1523.30 sq.ft
VACANT AREA	14424.16 sq.m
TOTAL B. AREA	141.62 sq.m
FSI	0.010

APPLICANT

RENFRA ENERGY INDIA LIMITED

ENGINEER

Er.S.ILAIYAKUMAR, B.E.,(Civil).,
Registered Engineer / DTCP,
Reg. No-RE Grade - III / KD-JULY 2025/003,
Shakthi Construction & Planners,
TMP Complex, Main Road,
Thirunavalur, Ulundurpet (TK)- 607 204,
Cell : 9750715782

ALL DIMENTIONS IN METERS AND MILE METER

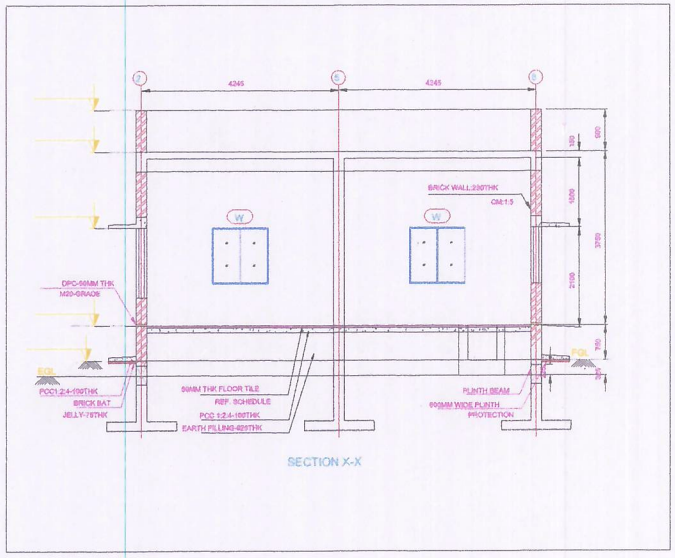

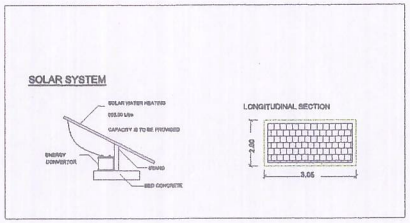

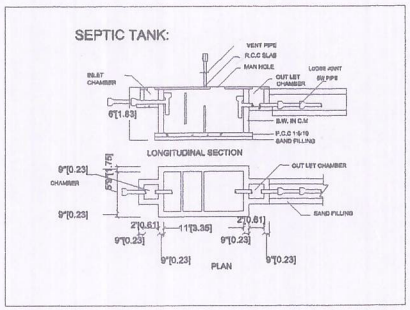

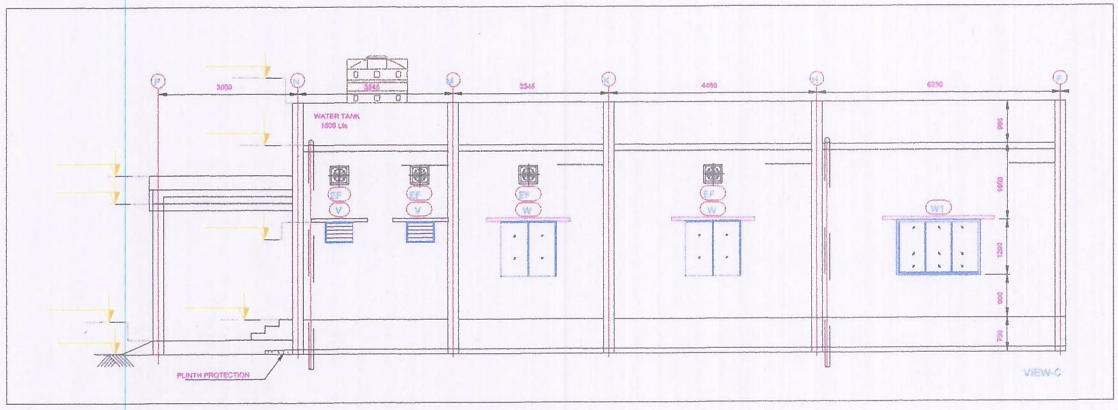

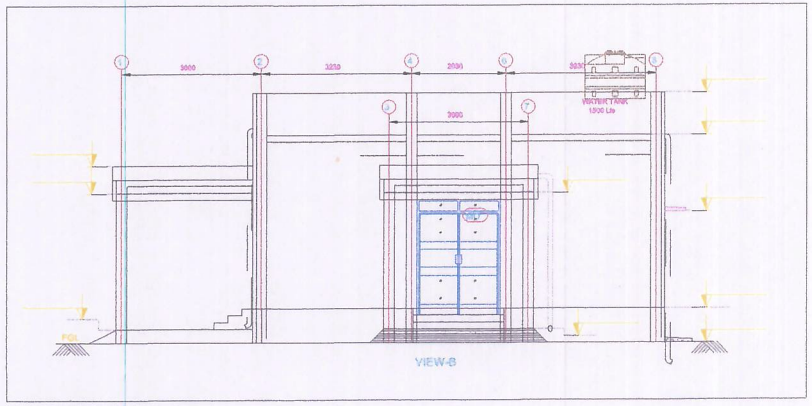

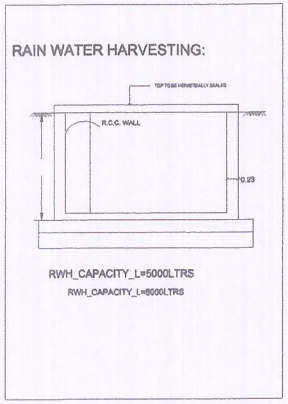

LEGEND:-

PLAN SHOWING THE PROPOSED CONSTRUCTION OF GROUND FLOOR COMMERCIAL BUILDING AT SURVEY NO: 148/2B1, A. KURUMBOOR VILLAGE, ULUNDURPET TALUK, KALLAKURICHI DISTRICT

LEGEND:-

1. EGL - EXISTING GROUND LEVEL.
2. FGL - FINISHED GROUND LEVEL.
3. FFL - FINISHED FLOOR LEVEL.
4. SOB - BOTTOM OF BEAM.
5. TOS - TOP OF SLAB.
6. TOP - TOP OF PARAPET.

NOTES:-

1. ALL DIMENSIONS ARE IN MM AND LEVELS/CO-ORDINATES ARE IN METERS UNLESS OTHERWISE SPECIFIED.
2. EL ±0.00 CORRESPONDS TO FGL.
3. ALL GRID LINES CORRESPOND TO WALL CENTER LINES.
4. THE FFL OF THE BUILDING SHALL BE MIN. 0.75M ABOVE FGL.
5. FFL (FINISHED FLOOR LEVEL) TO ROOF BOTTOM HEIGHT OF THE CONTROL ROOM BUILDING IS TO BE MAINTAINED AT 3.6MTR.
6. BRICK MASONRY SHALL BE DONE IN ACCORDANCE WITH RELEVANT IS CODES WITH APPROVED QUALITY OF BURNT CLAY BRICKS CONFORMING TO IS:1077-1992.
7. ALL WALLS SHALL BE 230 THICK BRICK WITH CM (1:6) EXCEPT TOILET PARTITION & PARAPET WALLS WHICH ARE 230MM THICK
8. EXTERNAL FACE OF ALL WALLS SHALL BE PROVIDED WITH 15 MM THICK IN CM 1:4 WITH APPROVED WATER PROOFING COMPOUND.
9. INTERNAL WALLS 12 MM THICK PLAIN PLASTER IN CM 1:4 SHALL BE PROVIDED. ALL PLASTERING WORK SHALL CONFIRM TO IS: 1661:1972.
10. CEILING PLASTERING SHALL BE 12mm THICK IN CM 1:3.
11. ALL MATERIALS, JOINTS, BOND, MORTAR, SAMPLING, TESTING, PLACING, SCAFFOLDING AND CURING ETC. SHALL CONFORM TO IS: 1905:1987, IS:6454:1987, IS: 3468:1992 & IS: 13757-1995.
12. GRADE OF RCC SHALL BE M25, GRADE OF REINFORCEMENT SHALL BE Fe500 AND GRADE OF P.C.C SHALL BE M7.5 (1:4:8) (U.N.O).
13. ALL THE WINDOWS SHALL HAVE CHAJJA / RAIN HOOD ALSO BE CONSIDERED.

a) PROJECTION OF SUNSHADE OVER WINDOWS & VENTILATION =450mm.

14. ACTUAL OPENING SIZES SHALL BE CHECKED AT SITE BEFORE FABRICATION OF DOORS, WINDOWS, ROLLING SHUTTER Etc.
15. MINIMUM THICKNESS OF ALUMINUM SECTION DOORS SHALL BE 1.5mm & WINDOWS & VENTILATORS SHALL BE 1.2mm SHALL BE USE CONFIRMING TO IS733 & IS1285. AND DOORS & WINDOWS DRAWINGS ARE GIVEN IN SEPARATELY.
16. ALL WINDOWS AND VENTILATORS SHALL BE WITH 5mm THICK TINTED GLASS. FOR ALUMINUM DOORS, TINTED GLASS OF 5.5mm THICKNESS SHALL BE USED.
17. THE EXTERNAL DOORS SHOULD BE SELF-CLOSING DOORS AND SHALL BE WEATHER SEALED.
18. ALL DOORS OF TOILET AREAS SHALL BE PVC FRAMED DOOR.
19. ALL AIR-CONDITIONED AREAS SHALL BE PROVIDED WITH FALSE CEILING. FALSE CEILING SHALL BE OF COLOUR COATED GYPSUM BOARD CEILING SYSTEM SUPPORTED ON ALUMINIUM FRAME.
20. PAINTING ON CONCRETE, MASONRY AND PLASTERING SURFACE SHALL CONFORM TO IS:2395.
21. 600MM WIDE PLINTH PROTECTION OF CEMENT CONCRETE SHALL BE PROVIDED ALL AROUND THE BUILDING WITH ADEQUATE SUB BASE PREPARATION.
22. INSIDE CRB, A MINIMUM CLEARANCE OF 2 METERS SHALL BE MAINTAINED FROM THE INNER SIDE OF THE WALL TO PLACE THE C&R PANELS WHICH RESULTS IN FREE MOVEMENT OF STAFF/OPERATORS ON THE BACK SIDE OF THE C&R PANEL DURING ANY EMERGENCY / WIRING WORK.
23. CEILING FANS, LED LAMPS ARE TO BE CONSIDERED FOR CRB, BATTERY ROOM,ACED BATTERY ROOM, SCADA ROOM, PANTRY, STOREROOM.
24. FIRE ALARM SYSTEM IS TO BE ERECTED INSIDE THE CONTROL ROOM.
25. SECURITY CAMERAS ARE TO BE ERECTED ON THE OUTER PERIPHERY OF THE CRB, ENTRANCE GATE AND ROAD.
26. DPC OF 50mm THICK CEMENT CONCRETE (1:1.5:3) WITH 10mm DOWN GRADED STONE WITH APPROVED WATER PROOFING COMPOUND MIXED AND SHALL CONFORMS TO IS 1605-1991 & IS 3067-1988.

DETAIL OF JOINERIES

SL. NO.	DESCRIPTION	MARK.	TOTAL NO.	SIZE (MM) (WIDTH x HEIGHT)
1.	DOUBLE LEAF ALUMINIUM DOOR/CLOSER	MD	03	1800x2600
2.	DOUBLE LEAF ALUMINIUM DOOR/CLOSER	MD1	03	1800x2600
3.	SINGLE ALUMINIUM DOOR/GLAZED	D1	03	1000x2100
4.	SINGLE ALUMINIUM DOOR/GLAZED	D2	01	900x2100
5.	SINGLE PVC DOOR	D3	04	750x2100
6.	ALUMINIUM WINDOW/GLAZED	W	10	1800x1200
7.	ALUMINIUM WINDOW/GLAZED	W1	04	1800x1200
8.	EXHAUSTER	EX	04	450x450
9.	VENTILATION	V	02	600x450

AREA DETAILS

DESCRIPTION	MARK
SITE AREA	14565.68 sq.m
G. F AREA	141.52 sq.m
	1523.30 sq.ft
VACANT AREA	14424.16 sq.m
TOTAL BUILTUP AREA	141.52 sq.m
FSI	0.010

APPLICANT

RENFRA ENERGY INDIA LIMITED

ENGINEER

Er.S.ILAIYAKUMAR, B.E.,(Civil).,
Registered Engineer / DTCP,
Reg. No-RE Grade - III / KD-JULY 2025/003,
Shakthi Construction & Planners,
TMP Complex, Main Road,
Thirunavalur, Ulundurpet (TK)- 607 204,
Cell : 9750715782

ALL DIMENTIONS IN METERS AND MILE METER

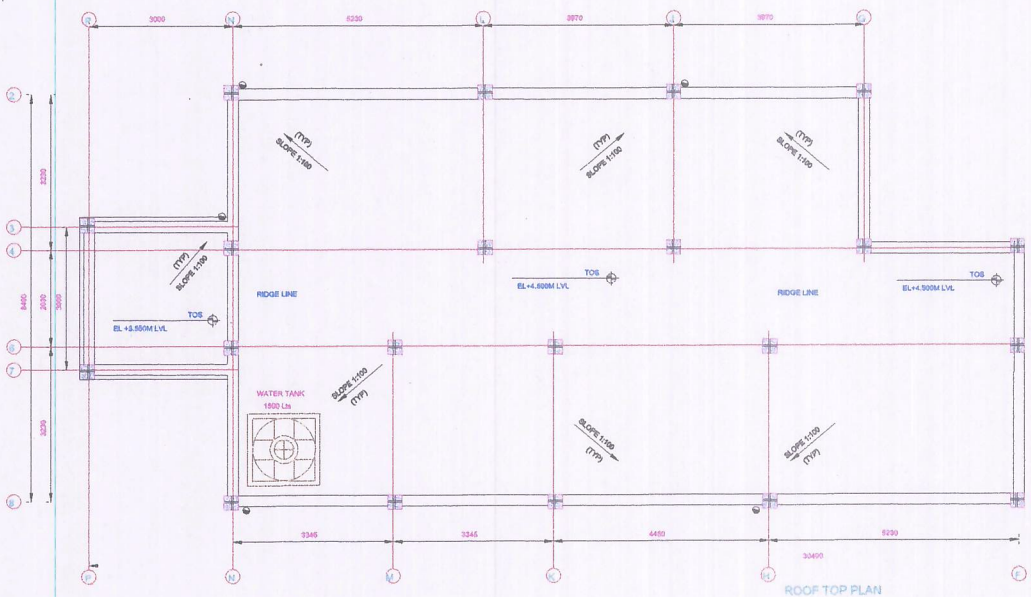

ROOF TOP PLAN

SECTION OF R.C.C COLUMN

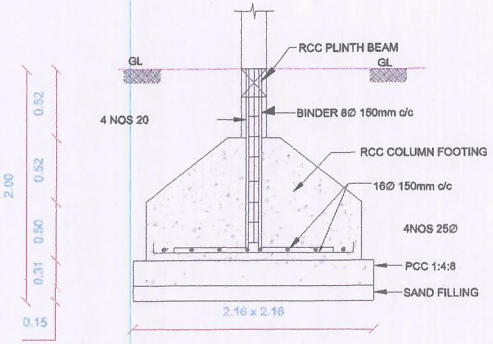

DETAIL OF R.C.C COLUMN

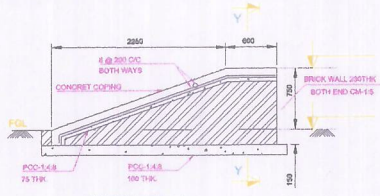

RAMP SLOPE-1:3

TYP. RAMP DETAIL

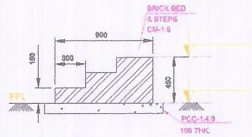

TYPICAL DETAIL OF

C/S BRICK STEPS

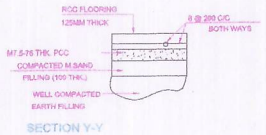

SECTION Y-Y

LEGEND:-

PLAN SHOWING THE PROPOSED CONSTRUCTION OF GROUND FLOOR COMMERCIAL BUILDING AT SURVEY NO: 148/2B1, A. KURUMBOOR VILLAGE, ULUNDURPET TALUK, KALLAKURICHI DISTRICT

LEGEND:-

1. EGL - EXISTING GROUND LEVEL.
2. FGL - FINISHED GROUND LEVEL.
3. FFL - FINISHED FLOOR LEVEL.
4. BOB - BOTTOM OF BEAM.
5. TOS - TOP OF SLAB.
6. TOP - TOP OF PARAPET.

NOTES:-

1. ALL DIMENSIONS ARE IN MM AND LEVELS/CO-ORDINATES ARE IN METERS UNLESS OTHERWISE SPECIFIED.
2. EL ±0.00 CORRESPONDS TO FGL.
3. ALL GRID LINES CORRESPOND TO WALL CENTER LINES.
4. THE FFL OF THE BUILDING SHALL BE MIN. 0.75M ABOVE FGL.
5. FFL (FINISHED FLOOR LEVEL) TO ROOF BOTTOM HEIGHT OF THE CONTROL ROOM BUILDING IS TO BE MAINTAINED AT 3.6MTR.
6. BRICK MASONRY SHALL BE DONE IN ACCORDANCE WITH RELEVANT IS CODES WITH APPROVED QUALITY OF BURNT CLAY BRICKS CONFORMING TO IS: 1077-1992.
7. ALL WALLS SHALL BE 230 THICK BRICK WITH CM (1:5) EXCEPT TOILET PARTITION & PARAPET WALLS WHICH ARE 230MM THICK
8. EXTERNAL FACE OF ALL WALLS SHALL BE PROVIDED WITH 18 MM THICK IN CM 1:4 WITH APPROVED WATER PROOFING COMPOUND.
9. INTERNAL WALLS 12 MM THICK PLAIN PLASTER IN CM 1:4 SHALL BE PROVIDED. ALL PLASTERING WORK SHALL CONFIRM TO IS: 1661:1972.
10. CEILING PLASTERING SHALL BE 12mm THICK IN CM 1:3.
11. ALL MATERIALS, JOINTS, BOND, MORTAR, SAMPLING, TESTING, PLACING, SCAFFOLDING AND CURING ETC. SHALL CONFORM TO IS: 1905:1987, IS:5454:1987, IS: 3495:1992 & IS: 13757:1993.
12. GRADE OF RCC SHALL BE M25, GRADE OF REINFORCEMENT SHALL BE Fe500 AND GRADE OF P.C.C SHALL BE M7.5 (1:4:8) (U.N.O).
13. ALL THE WINDOWS SHALL HAVE CHAJJA / RAIN HOOD ALSO BE CONSIDERED.

a) PROJECTION OF SUNSHADE OVER WINDOWS & VENTILATION =450mm.

14. ACTUAL OPENING SIZES SHALL BE CHECKED AT SITE BEFORE FABRICATION OF DOORS, WINDOWS, ROLLING SHUTTER Etc.
15. MINIMUM THICKNESS OF ALUMINUM SECTION DOORS SHALL BE 1.6mm & WINDOWS & VENTILATORS SHALL BE 1.2mm SHALL BE USE CONFIRMING TO IS733 & IS1285. AND DOORS & WINDOWS DRAWINGS ARE GIVEN IN SEPARATELY.
16. ALL WINDOWS AND VENTILATORS SHALL BE WITH 6mm THICK TINTED GLASS. FOR ALUMINUM DOORS, TINTED GLASS OF 5.5mm THICKNESS SHALL BE USED.
17. THE EXTERNAL DOORS SHOULD BE SELF-CLOSING DOORS AND SHALL BE WEATHER SEALED.
18. ALL DOORS OF TOILET AREAS SHALL BE PVC FRAMED DOOR.
19. ALL AIR-CONDITIONED AREAS SHALL BE PROVIDED WITH FALSE CEILING. FALSE CEILING SHALL BE OF COLOUR COATED GYPSUM BOARD CEILING SYSTEM SUPPORTED ON ALUMINUM FRAME.
20. PAINTING ON CONCRETE, MASONRY AND PLASTERING SURFACE SHALL CONFORM TO IS:2395.
21. 600MM WIDE PLINTH PROTECTION OF CEMENT CONCRETE SHALL BE PROVIDED ALL AROUND THE BUILDING WITH ADEQUATE SUB BASE PREPARATION.
22. INSIDE CRB, A MINIMUM CLEARANCE OF 2 METERS SHALL BE MAINTAINED FROM THE INNER SIDE OF THE WALL TO PLACE THE CAR PANELS WHICH RESULTS IN FREE MOVEMENT OF STAFF/OPERATORS ON THE BACK SIDE OF THE CAR PANEL DURING ANY EMERGENCY / WIRING WORK.
23. CEILING FANS, LED LAMPS ARE TO BE CONSIDERED FOR CRB, BATTERY ROOM,ACSD BATTERY ROOM, SCADA ROOM, PANTRY, STOREROOM.
24. FIRE ALARM SYSTEM IS TO BE ERECTED INSIDE THE CONTROL ROOM.
25. SECURITY CAMERAS ARE TO BE ERECTED ON THE OUTER PERIPHERY OF THE CRB, ENTRANCE GATE AND ROAD.
26. DPC OF 50mm THICK CEMENT CONCRETE (1:1.5:3) WITH 10mm DOWN GRADED STONE WITH APPROVED WATER PROOFING COMPOUND MIXED AND SHALL CONFORMS TO IS 1609-1991 & IS 3067-1988.

DETAIL OF JOINERIES

SL. NO.	DESCRIPTION	MARK	TOTAL NO.	SIZE (MM) (WIDTH x HEIGHT)
1.	DOUBLE LEAF ALUMINIUM DOOR/CLOSER	MD	03	1800x2500
2.	DOUBLE LEAF ALUMINUM DOOR/CLOSER	MD1	03	1500x2500
3.	SINGLE ALUMINUM DOOR/GLAZED	D1	03	1000x2100
4.	SINGLE ALUMINUM DOOR/GLAZED	D2	01	900x2100
5.	SINGLE PVC DOOR	D3	04	750x2100
6.	ALUMINUM WINDOW/GLAZED	W	10	1200x1200
7.	ALUMINUM WINDOW/GLAZED	W1	04	1800x1200
8.	EXHAUSTER	EX	04	450x450
9.	VENTILATION	V	02	600x450

AREA DETAILS

DESCRIPTION	MARK
SITE AREA	14565.59 sq.m
G. F AREA	141.62 sq.m
	1523.30 sq.ft
VACANT AREA	14424.16 sq.m
TOTAL BUILT AREA	141.62 sq.m
FSI	0.010

APPLICANT

RENFRA ENERGY INDIA LIMITED

ENGINEER

Er.S.ILAIYAKUMAR, B.E.,(Civil)., Registered Engineer / DTCP, Reg. No-RE Grade - III / KD-JULY 2025/003, Shakthi Construction & Planners, TMP Complex, Main Road, Thirunavalur, Ulundurpet (TK)- 607 204, Cell : 9750715782

ALL DIMENTIONS IN METERS AND MILE METER

THE LANDLENS SUITE

Eight ways to know a piece of land before you pay for it.

This report covers one part of the picture. These cover the rest, drawn from the same government records, for any property in Tamil Nadu.

LandLens One
Ask anything about a property and get an answer grounded in live government records, with the sources shown.
/landlens/one

Verify My Land
Every record check run on one property and returned as a single report.
/landlens/verify-my-land

Legal Opinion
An advocate's written opinion on the title, built on the records we pull for it.
/landlens

One Map
Every layer on one map: the parcel, its boundary, zoning, water bodies and what sits around it.
/landlens/one/map

PriceMap
What land actually changed hands for around this plot, taken from the registered deeds.
/landlens/pricemap

Build Scope
What you are allowed to build here: floor space, height, coverage and setbacks.
/landlens/build-scope

Property Tracker
Watch a property and hear about it when something new is registered against it.
/landlens/property-tracker

Deal Room
Run the transaction in one place: documents, stamping, signatures and the parties.
/landlens/deal-room

FREE TOOLS · NO ACCOUNT NEEDED

Twenty-four checks you can run yourself, at no cost.

Records and verification

The registers themselves, read for you.

- Encumbrance Certificate
- Patta and Chitta
- Field Measurement Sketch
- EC Analyzer
- Bank charge check
- Court case search
- Seller background check
- Approval check by survey

Value and duty

What it is worth and what it costs to register.

- Guideline value by street
- Guideline value by survey
- Stamp duty and registration fees
- Capital gains
- Floor space index
- Area unit converter

Zoning and land use

What the plan says can happen on this land.

- Land use zone finder
- CMDA land use check
- Coastal regulation zone
- Master plan check
- Water bodies finder
- Airport height clearance

Registers and directories

Who holds it, and which office keeps the record.

- Find your registering office
- Temple property check
- Waqf property check
- RERA register

Every free tool
/tools

Services we run for you
/services

The LandLens suite
/landlens/one

Verified RealEstate™

Every claim in this document traces back to a government record.

- Legal opinions, due diligence and title verification
- Building plan, layout and sub-division approvals
- Completion and occupancy certificates, regularisation
- Escrow, negotiation and NRI property management
- Land survey, soil testing, architecture and construction

Verified RealEstate
3/350/2 Mettukuppam,
OMR Thoraipakkam,
Chennai 600 097, India
hello@verified.realestate
+91 9996 12 9996

Prepared from the registers named on the page each finding sits on. Where a register could not be read, this document says so in its place rather than leaving the gap to be read as a clean result.