SCHEDULE OF JOINERY			
TYPE	DESCRIPTION	WIDTH	HEIGHT
DOORS			
DD1	DOOR	1.80	2.40
DD2	DOOR	1.80	2.10
DD3	DOOR	1.60	2.40
D1	DOOR	1.20	2.10
D2	DOOR	0.90	2.10
D3	DOOR	0.75	2.10
SD	SLIDING DOOR	4.70	2.40
LD	LIFT DOOR	0.75	2.10
WINDOWS			
W1	WINDOW	3.10	2.10
W2	WINDOW	1.80	2.10
W3	WINDOW	0.90	2.25
W4	WINDOW	0.90	1.20
W5	WINDOW	1.50	2.40
SW	STAIRCASE WINDOW	1.80	2.10
VENTILATOR			
V1	VENTILATOR	0.60	0.60
OP	OPENING	0.90	2.10
OP1	OPENING	1.20	2.10

SHEET NO : 21 / 21

REVISED PLAN SHOWING THE RESIDENTIAL NON-HIGH RISE GROUP DEVELOPMENT CONSISTS OF 18 BLOCKS: STILT FLOOR(PART)/GROUND FLOOR(PART) + FIRST FLOOR, SECOND FLOOR (PART) TOTALLY 243 DWELLING UNITS BLOCK NO - 18(CLUB HOUSE BLOCK), OF GROUND FLOOR + FIRST FLOOR+SECOND FLOOR WITH OPEN WIMMING POOL IN GROUND FLOOR COMPRISED IN SURVEY NOS. 404/1, 404/2, 405,406/1A, 406/1B,406/ 2, 407/2A2, 407/2B2, 408/1A, 408/1B2, 408/2A, 408/2B2, 410/1A1, 410/1A2B,410/ 2, 410/3, 410/4, 414/1,414/ 2, 425/2B, 425/2C1, 425/2D1A, 425/2D2,425/2D2B,PADAPAI VILLAGE, KUNDRATHUR TALUK, KUNDRATHUR PANCHAYAT, KANCHIPURAM DISTRICT.

REFERENCE

EXISTING ROAD

SITE BOUNDARY

PROPOSED BUILDING

NOTE: ALL DIMENSIONS ARE IN ' METER '

DRAWING TITLE :

CLUB HOUSE BLOCK- 18
GROUND, FIRST,SECOND & TERRACE FLOOR PLAN, SECTION & ELEVATION

SCALE :- 1:100

SPECIFICATION:

FOUNDATION : ISOLATED FOUNDATION MIX 1:2:4
STRUCTURE :R.C.C. FRAMED COLUMNS MIX 1:2:4
ROOFS : REINFORCE CEMENT CONCRETE MIX 1:2:4
FLOORING : FLOORING CONCRETE IN C.C. 1:4:8 MIX FLOOR FINISHING WITH MOSAIC TILES
PLASTERING : WALL OUTER PLASTER MIX 1:5,WALL INNER PLASTER MIX 1:4
CEILING PLASTER MIX 1:3
PAINTING : ONE COAT WHITE CEMENT PAINT & TWO COAT COLOR CEMENT PAINT
FLOORING : LIME BRICK JELLY CONCRETE R.C.C.SLAB
JOINERIES :ALL COUNTRY WOOD

APPLICANT / OWNER'S SIGNATURE :

For CASA GRANDE CIVIL ENGINEERING PVT. LTD.
Authorised Signatory

STRUCTURAL ENGINEER'S SIGNATURE :

Dr. J. SURESH, M.E., M.E., Ph.D.
Structural Engineer
Plot No. 559, VOP Layout, Mullai Street,
Uthandi, Chennai - 600 119.
Reg. No. SE/I/2024/2/0014
Reg. No. RSE/10382019
Reg. No. CGLD/ST/SE/G-I/2024/07/005

ARCHITECT SIGNATURE :

K.P. LENIN, B.Arch.,
Registered Architect,
C.A. No. CA/2005/45689
#12A, Roomscape "The Village"
Pillaiyar Koil Street, Thalambur,
Chennai - 600 130.
Ph: 75500 55541
Email: architectlenin@yahoo.com

ELEVATION - 'A'
BLOCK - 18

SECTION - 'X-X'
BLOCK - 18

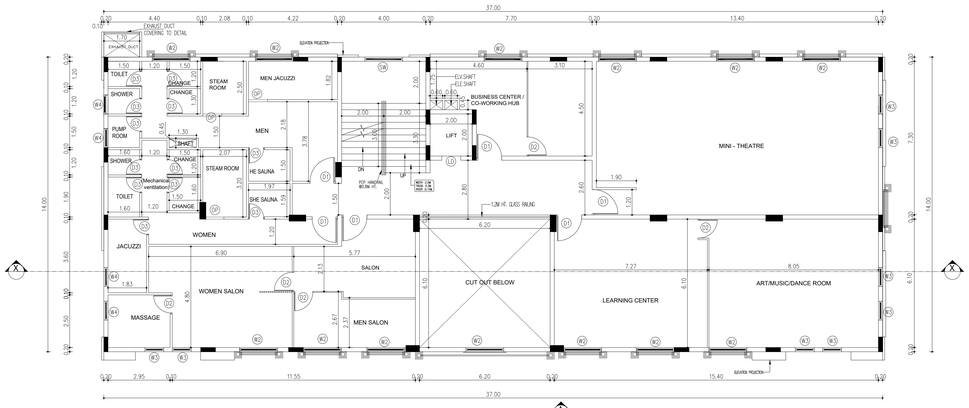

FIRST FLOOR PLAN
BLOCK - 18

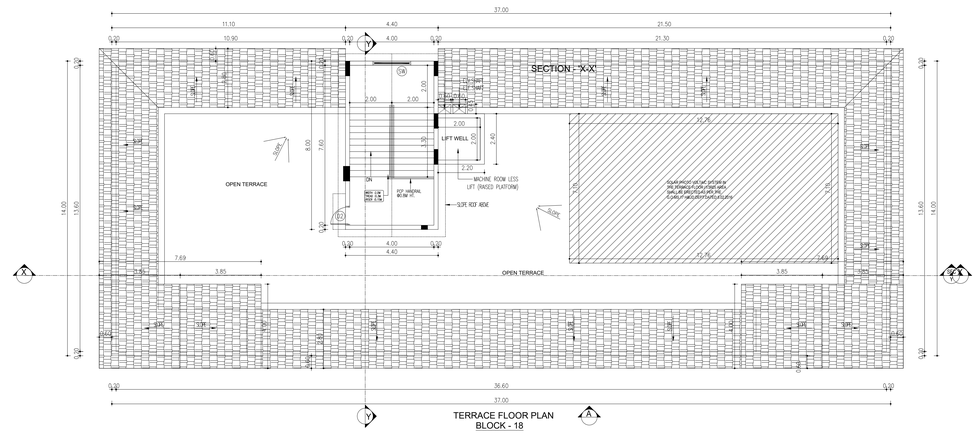

TERRACE FLOOR PLAN
BLOCK - 18

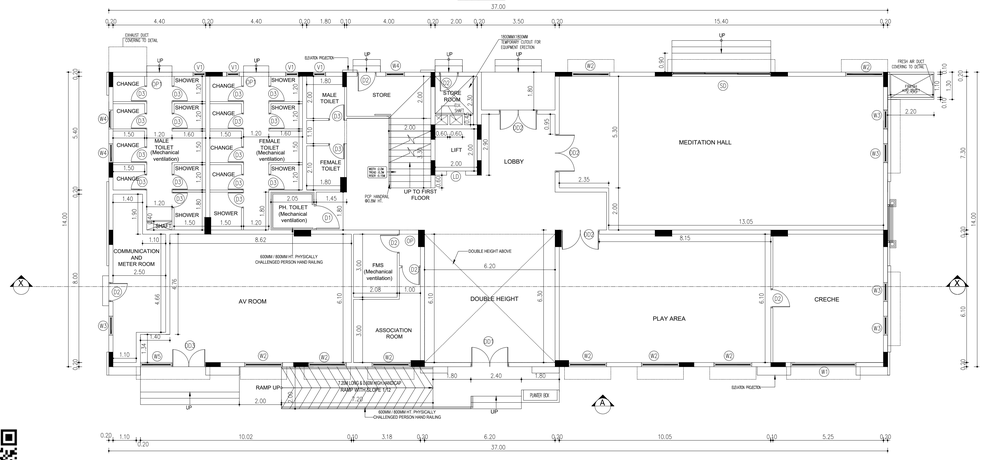

GROUND FLOOR PLAN
BLOCK - 18

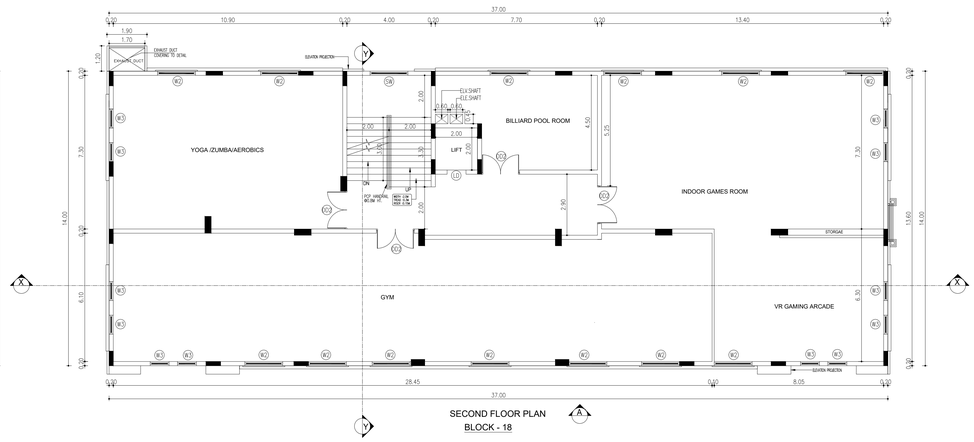

SECOND FLOOR PLAN
BLOCK - 18

N
W
E
S

ELEVATION - A
BLOCK - 16

SECTION -YY
BLOCK - 16

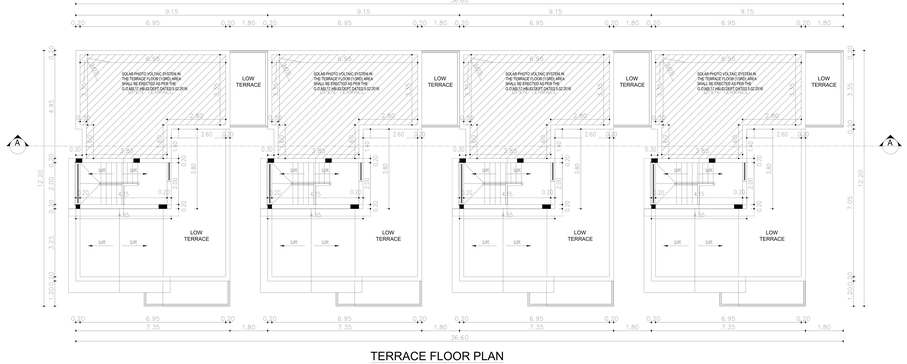

TERRACE FLOOR PLAN
BLOCK - 16

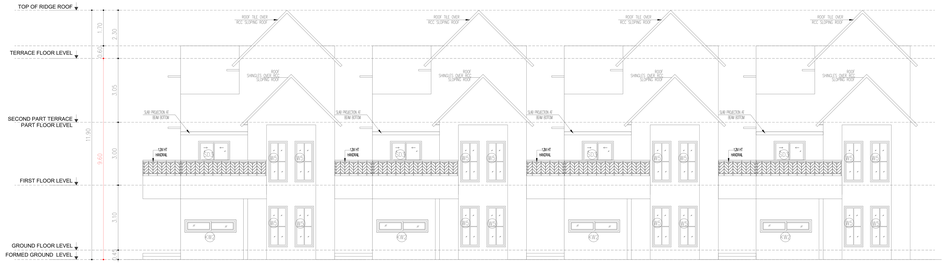

BLOCK - 17
FRONT SIDE ELEVATION
(ELEVATION - "A")

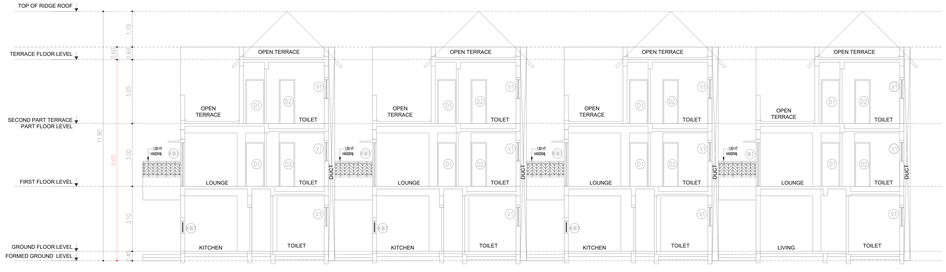

BLOCK - 17
SECTION - "X-X"

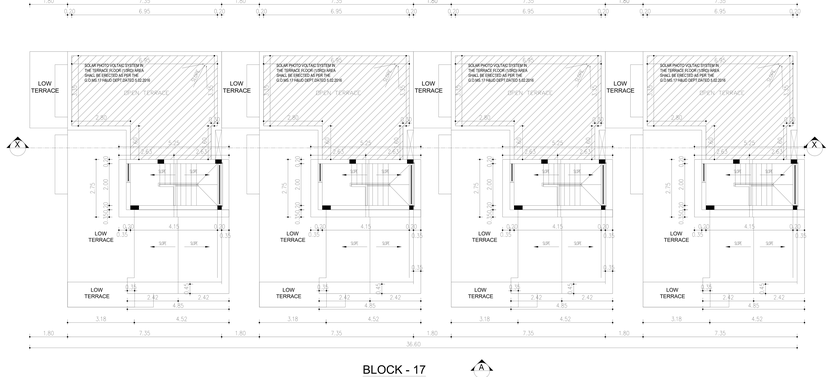

BLOCK - 17
TERRACE FLOOR PLAN

SCHEDULE OF DOOR/W		
TYPE DESCRIPTION	WIDTH	HEIGHT
M1 MAIN DOOR	1.05	2.10
D1 FLUSH DOOR	0.92	2.10
D2 FLUSH DOOR	0.76	2.10
D3 FLUSH DOOR	0.76	2.10
SLIDING DOOR		
SD2 FLOORING DOOR	0.75	2.10
SD3 SLIDING DOOR	1.50	2.10
WINDOW		
W1 SLIDING WINDOW	2.40	1.20
W2 SLIDING WINDOW	2.10	1.20
W3 SLIDING WINDOW	0.75	1.20
W4 SLIDING WINDOW	0.75	1.20
W5 OPTIMALE WINDOW	0.60	1.20
W6 OPTIMALE WINDOW	0.90	1.20
W7 OPTIMALE WINDOW	0.90	1.20
W8 OPTIMALE WINDOW	0.60	1.20
W9 TERRACE WINDOW	0.75	0.60
W10 KITCHEN WINDOW	0.60	0.60
W11 KITCHEN WINDOW	0.45	0.60
VENTILATOR		
V1 VENTILATOR	0.60	0.60
OPENING		
OP1 OPENING	1.00	2.10
OP2 OPENING	0.90	2.10

SHEET NO : 20 / 21

REVISED PLAN SHOWING THE RESIDENTIAL NON-HIGH RISE GROUP DEVELOPMENT CONSISTS OF 18 BLOCKS: STILT FLOOR(PART)/GROUND FLOOR(PART) + FIRST FLOOR, SECOND FLOOR (PART) TOTALLY 243 DWELLING UNITS BLOCK NO - 18(CLUB HOUSE BLOCK), OF GROUND FLOOR + FIRST FLOOR+SECOND FLOOR WITH OPEN SWIMMING POOL IN GROUND FLOOR COMPRISED IN SURVEY NOS. 404/1, 404/2, 405,406/1A, 406/1B,406/ 2, 407/2A2, 407/2B2, 408/1A, 408/1B2, 408/2A, 408/2B2, 410/1A1, 410/1A2B,410/ 2, 410/3, 410/4, 414/1,414/ 2, 425/2B, 425/2C1, 425/2D1A, 425/2D2A,425/2D2B,PADAPAI VILLAGE, KUNDRATHUR TALUK, KUNDRATHUR PANCHAYAT, KANCHIPURAM DISTRICT.

REFERENCE

EXISTING ROAD

SITE BOUNDARY

PROPOSED BUILDING

NOTE: ALL DIMENSIONS ARE IN ' METER '

DRAWING TITLE :

BLOCK- 16&17
TERRACE FLOOR PLAN, SECTION & ELEVATION

SCALE :- 1:100

SPECIFICATION:

FOUNDATION : ISOLATED FOUNDATION MIX 1:2:4
STRUCTURE :R.C.C. FRAMED COLUMNS MIX 1:2:4
ROOFS : REINFORCE CEMENT CONCRETE MIX 1:2:4
FLOORING : FLOORING CONCRETE IN C.C. 1:4:8 MIX FLOOR FINISHING WITH MOSAIC TILES
PLASTERING : WALL OUTER PLASTER MIX 1:5,WALL INNER PLASTER MIX 1:4
CEILING PLASTER MIX 1:3
PAINTING : ONE COAT WHITE CEMENT PAINT & TWO COAT COLOR CEMENT PAINT
FLOORING : LIME BRICK JELLY CONCRETE R.C.C.SLAB.
JOINERIES :ALL COUNTRY WOOD

APPLICANT / OWNER'S SIGNATURE :

For CASA GRANDE GRE ENGINEERING PVT. LTD.
Authorised Signatory

STRUCTURAL ENGINEER'S SIGNATURE :

Dr. J. SURESH, M.E., M.B., Ph.D.
Structural Engineer
Plot No. 970, VGP Lawnet, Mullai Street,
Uthandi, Chennai - 600 119.
Reg. No. SE/ I/ I/ 2024 / I/ 0014
Reg. No. RSE/I/2026/0/0 /
Reg. No. CS/I/2017/ SE/ I/04/ I/ 2024/ 0/ I/ 005

ARCHITECT SIGNATURE :

K.P. LENIN, B.Arch.,
Registered Architect
C.A. No. CA/2/2039/49580

#12A, Riverscape "The Village",
Pillaiyar Koil Street, Thalambur,
Kancheepuram - 603 103.
Ph: 7904015243
Email: architectlenin@yahoo.com

ELEVATION - A
BLOCK-14

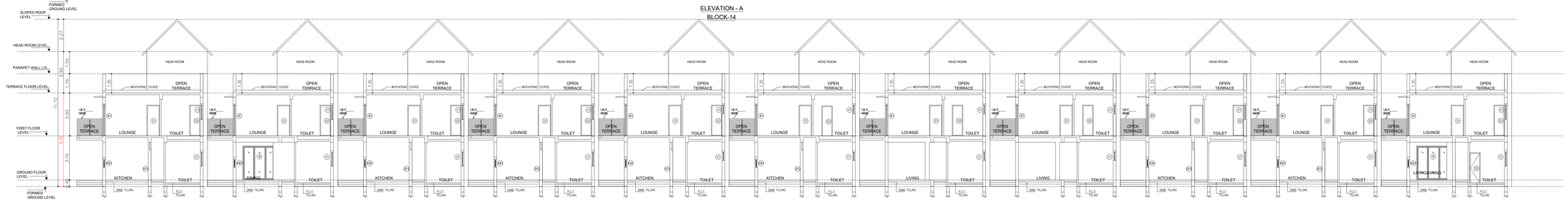

SECTION -YY
BLOCK-14

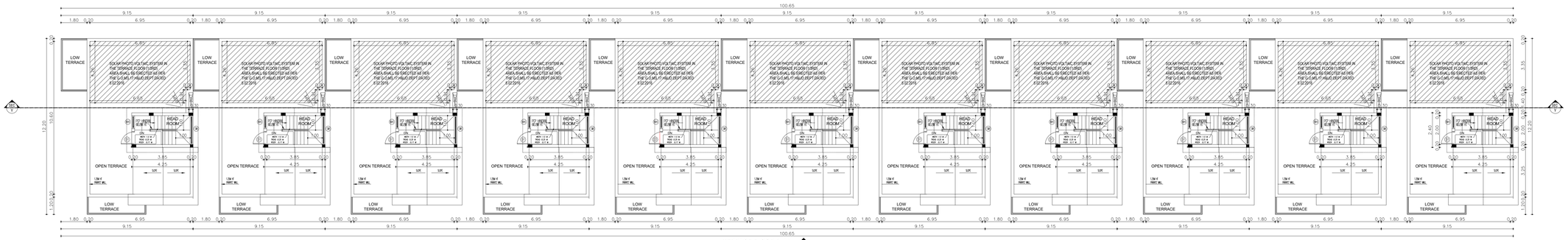

TERRACE FLOOR PLAN
BLOCK-14

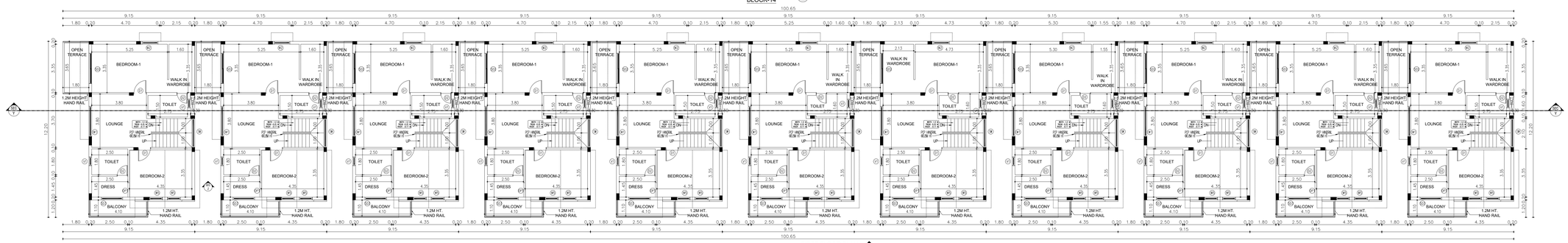

FIRST FLOOR PLAN
BLOCK-14

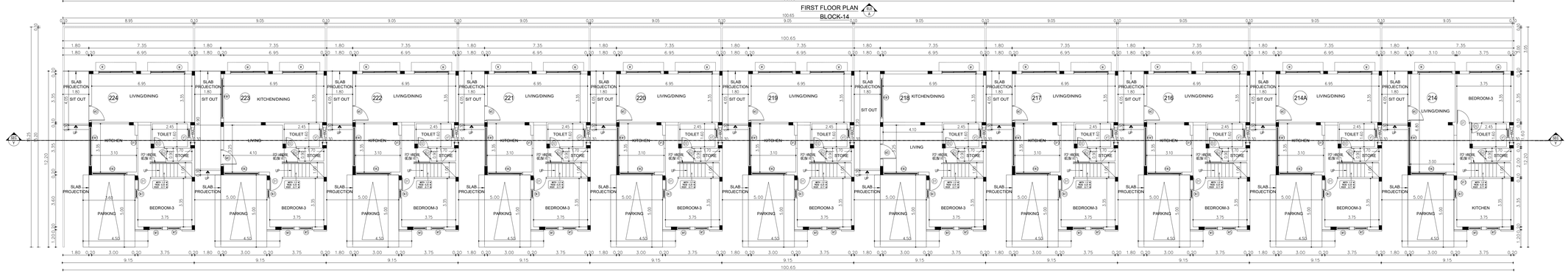

STILT (PART) / GROUND (PART) FLOOR PLAN
BLOCK-14

SCHEDULE OF JOINERY

	BREADTH	HEIGHT
DOOR		
D1 MAIN DOOR	1.05	2.1
D2 DOOR	0.9	2.1
D3 DOOR	0.75	2.1
D4 CLOSET DOOR	0.6	2.1
D5 SLIDING DOOR	1.5	2.1
WINDOW		
W WINDOW	2.4	1.2
W1 WINDOW	2.1	1.5
W2 WINDOW	1.5	1.5
W3 WINDOW	1.2	1.5
W4 WINDOW	0.9	1.5
W5 WINDOW	0.9	1.05
VW VENTILATOR WINDOW	0.75	0.6
KW1 KITCHEN WINDOW	0.75	0.6
KW2 KITCHEN WINDOW	0.45	0.6
VENTILATOR		
V1 VENTILATOR	0.6	1
OPENING		
OP1 OPENING	1.0	2.1
OP2 OPENING	0.9	2

SHEET NO :	16 / 21

REVISED PLAN SHOWING THE RESIDENTIAL NON-HIGH RISE GROUP DEVELOPMENT CONSISTS OF 18 BLOCKS: STILT FLOOR(PART)/GROUND FLOOR(PART) + FIRST FLOOR, SECOND FLOOR (PART) TOTALLY 243 DWELLING UNITS BLOCK NO - 18(CLUB HOUSE BLOCK), OF GROUND FLOOR + FIRST FLOOR+SECOND FLOOR WITH OPEN WIMMING POOL IN GROUND FLOOR COMPRISED IN SURVEY NOS. 404/1, 404/2, 405,406/1A, 406/1B,406/ 2, 407/2A2, 407/2B2, 408/1A, 408/1B2, 408/2A, 408/2B2, 410/1A1, 410/1A2B,410/ 2, 410/3, 410/4, 414/1,414/ 2, 425/2B, 425/2C1, 425/2D1A, 425/2D2,425/2D2B,PADAPAI VILLAGE, KUNDRATHUR TALUK, KUNDRATHUR PANCHAYAT, KANCHIPURAM DISTRICT.

REFERENCE

EXISTING ROAD

SITE BOUNDARY

PROPOSED BUILDING

NOTE: ALL DIMENSIONS ARE IN ' METER '

DRAWING TITLE :

BLOCK- 14
STILT(PART)/GROUND, FIRST & TERRACE FLOOR PLAN, SECTION & ELEVATION

SCALE :- 1:100

SPECIFICATION:

FOUNDATION : ISOLATED FOUNDATION MIX 1:2:4
STRUCTURE :R.C.C. FRAMED COLUMNS MIX 1:2:4
ROOFS : REINFORCE CEMENT CONCRETE MIX 1:2:4
FLOORING : FLOORING CONCRETE IN C.C. 1:4:8 MIX FLOOR FINISHING WITH MOSAIC TILES
PLASTERING : WALL OUTER PLASTER MIX 1:5,WALL INNER PLASTER MIX 1:4
CEILING PLASTER MIX 1:3
PAINTING : ONE COAT WHITE CEMENT PAINT & TWO COAT COLOR CEMENT PAINT
FLOORING : LIME BRICK JELLY CONCRETE R.C.C.SLAB
JOINERIES :ALL COUNTRY WOOD

APPLICANT / OWNER'S SIGNATURE :

For CASA GRANDE CIVIL ENGINEERING PVT. LTD.
Authorised Signatory

STRUCTURAL ENGINEER'S SIGNATURE :

Dr. J. SURESH, M.E., M.B.A., Ph.D.
Structural Engineer
Plot No. 555, VGP Layout, Mullai Street,
Urbandi, Chennai - 600 119.
Reg. No. SE/II/2024/2/0014
Reg. No. RSE100382019
Reg. No. COLDEST/SE/G-I/2024/ 07/ 005

ARCHITECT SIGNATURE :

K.P. LENIN, B.Arch.,
Registered Architect,
C.A. No. CA/2009/45089
#12A, Homescape "Tria Village"
Pillayar Kovil Street, Thalambur,
Chennai - 600 130.
Ph: 76500 55541
Email: architectlenin@yahoo.com

SCHEDULE OF JOINERY		
TYPE	DESCRIPTION	WIDTH	HEIGHT
D	DOOR	1.05	2.1
MD	MAIN DOOR	1.05	2.1
D1	DOOR	0.75	2.1
D2	DOOR	0.75	2.1
SD	SLIDING DOOR	1.5	2.1
SD1	SLIDING DOOR	1.5	2.1
WINDOW			
W	WINDOW	2.4	2.4
W1	WINDOW	1.5	1.2
W2	WINDOW	0.9	1.2
W3	WINDOW	0.6	1.2
W4	WINDOW	0.9	0.6
W5	WINDOW	0.3	1.05
W6	WINDOW	0.3	0.6
W7	WINDOW	0.3	0.9
W8	WINDOW	0.3	0.3
W9	WINDOW	0.3	1.2
W10	KITCHEN WINDOW	1.65	0.6
W11	KITCHEN WINDOW	2.25	0.6
W12	KITCHEN WINDOW	2.45	0.6
VENTILATOR			
V	VENTILATOR	0.6	0.9
V1	VENTILATOR	0.6	1.5
OPEN PANNEL			
OP	OPENING	0.9	2.1

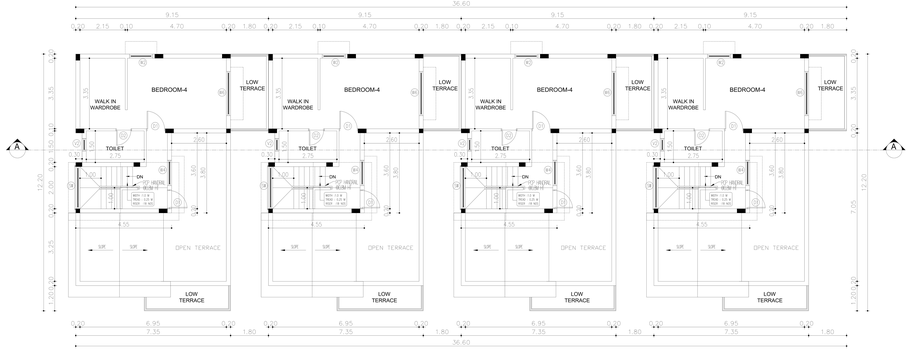

SECOND (PART) / TERRACE (PART) FLOOR PLAN
BLOCK - 16

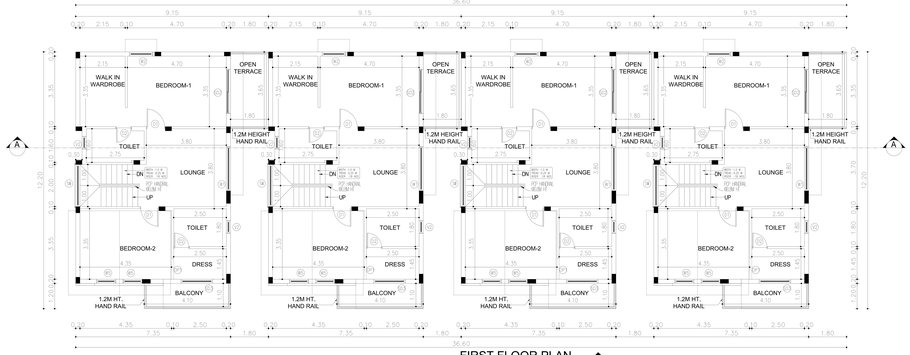

FIRST FLOOR PLAN
BLOCK - 16

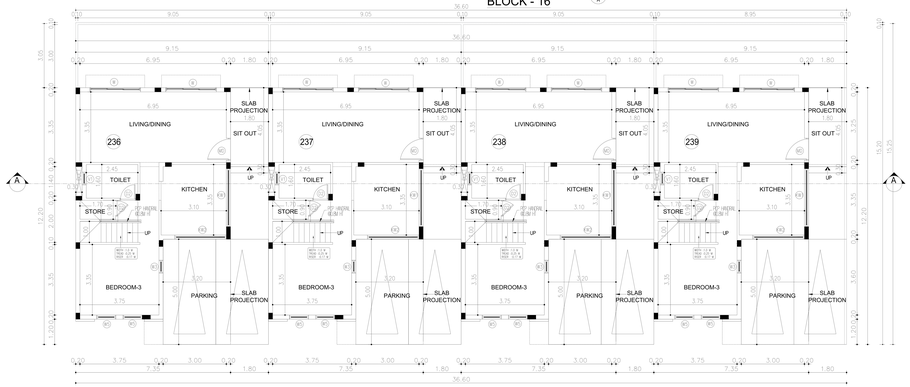

STILT (PART) / GROUND (PART) FLOOR PLAN
BLOCK - 16

SCHEDULE OF JOINERY		
TYPE	DESCRIPTION	WIDTH	HEIGHT
D	DOOR	1.05	2.1
MD	MAIN DOOR	1.05	2.1
D1	DOOR	0.75	2.1
D2	DOOR	0.75	2.1
SD	SLIDING DOOR	1.5	2.1
SD1	SLIDING DOOR	1.5	2.1
WINDOW			
W	WINDOW	2.4	2.4
W1	WINDOW	1.5	1.2
W2	WINDOW	0.9	1.2
W3	WINDOW	0.6	1.2
W4	WINDOW	0.9	0.6
W5	WINDOW	0.3	1.05
W6	WINDOW	0.3	0.6
W7	WINDOW	0.3	0.9
W8	WINDOW	0.3	0.3
W9	WINDOW	0.3	1.2
W10	KITCHEN WINDOW	1.65	0.6
W11	KITCHEN WINDOW	2.25	0.6
W12	KITCHEN WINDOW	2.45	0.6
VENTILATOR			
V1	VENTILATOR	0.6	0.9
OPEN PANNEL			
OP1	OPENING	0.9	2.1
OP2	OPENING	0.9	2.1

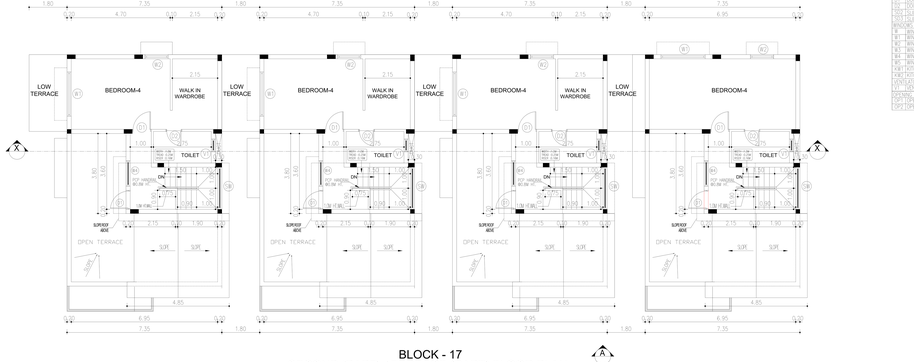

BLOCK - 17
SECOND (PART) / TERRACE (PART) FLOOR PLAN

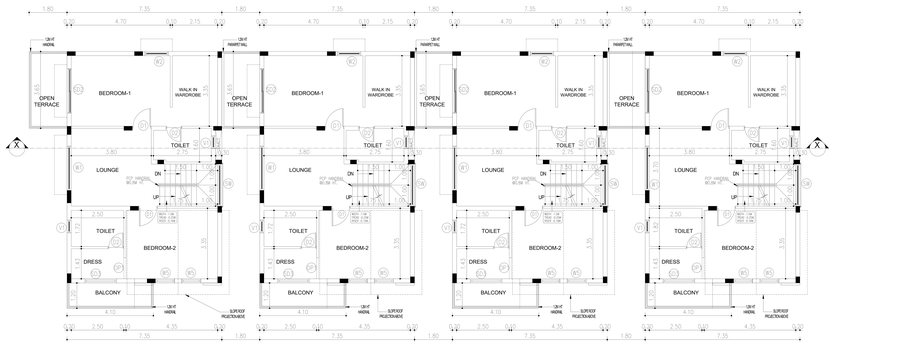

BLOCK - 17 FIRST FLOOR PLAN

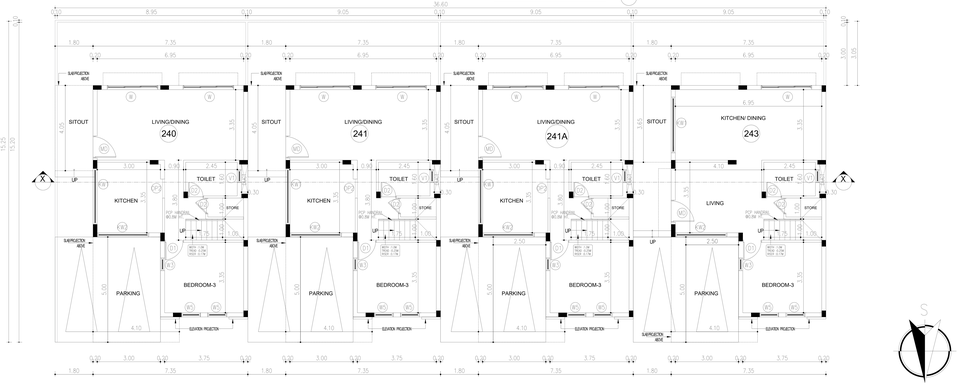

STILT (PART) / GROUND (PART) FLOOR PLAN
BLOCK - 17

SHEET NO : 19 / 21

REVISED PLAN SHOWING THE RESIDENTIAL NON-HIGH RISE GROUP DEVELOPMENT CONSISTS OF 18 BLOCKS: STILT FLOOR(PART)/GROUND FLOOR(PART) + FIRST FLOOR, SECOND FLOOR (PART) TOTALLY 243 DWELLING UNITS BLOCK NO - 18(CLUB HOUSE BLOCK), OF GROUND FLOOR + FIRST FLOOR+SECOND FLOOR WITH OPEN SWIMMING POOL IN GROUND FLOOR COMPRISED IN SURVEY NOS. 404/1, 404/2, 405,406/1A, 406/1B,406/ 2, 407/2A2, 407/2B2, 408/1A, 408/1B2, 408/2A, 408/2B2, 410/1A1, 410/1A2B,410/ 2, 410/3, 410/4 , 414/1,414/ 2, 425/2B, 425/2C1, 425/2D1A, 425/2D2A,425/2D2B,PADAPAI VILLAGE, KUNDRATHUR TALUK, KUNDRATHUR PANCHAYAT, KANCHIPURAM DISTRICT.

REFERENCE

EXISTING ROAD

SITE BOUNDARY

PROPOSED BUILDING

NOTE: ALL DIMENSIONS ARE IN ' METER '

DRAWING TITLE :

BLOCK- 16&17
STILT(PART)/GROUND, FIRST & SECOND (PART) TERRACE(PART) FLOOR PLANS

SCALE :- 1:100

SPECIFICATION:

FOUNDATION : ISOLATED FOUNDATION MIX 1:2:4
STRUCTURE :R.C.C. FRAMED COLUMNS MIX 1:2:4
ROOFS : REINFORCE CEMENT CONCRETE MIX 1:2:4
FLOORING : FLOORING CONCRETE IN C.C. 1:4:8 MIX FLOOR FINISHING WITH MOSAIC TILES
PLASTERING : WALL OUTER PLASTER MIX 1:5,WALL INNER PLASTER MIX 1:4
CEILING :PLASTER MIX 1:3
PAINTING : ONE COAT WHITE CEMENT PAINT & TWO COAT COLOR CEMENT PAINT
FLOORING : LIME BRICK JELLY CONCRETE
R.C.C.SLAB:
JOINERIES :ALL COUNTRY WOOD

APPLICANT / OWNER'S SIGNATURE :

For CASA GRANDE CONSTRUCTIONS PVT. LTD.

Authorised Signatory

STRUCTURAL ENGINEER'S SIGNATURE :

Dr. J. SURESH, M.E., M.Sc., Ph.D.
Structural Engineer,
Plot No. 65, VGP Lakeal, Mylai Street,
Uthandi, Chennai - 600 119.
Reg. No. SE / 1 / 2024 / 1 / 0014
Reg. No. 910510920519
Reg. No. GS2/07/ SE / SE-1/ 2024/ 07/ 005

ARCHITECT SIGNATURE :

K.P. LENIN, B.Arch.,
Registered Architect,
C.A. No. CA/2000/49880

#124, Kamarajar "Cre village"
Pillaiyar Koil Street, Vegadu,
Poonamallee, Chennai - 600 056.
Cell: 9962130241
Email: architectlenin@yahoo.com

ELEVATION - A
BLOCK - 15

SECTION -YY
BLOCK - 15

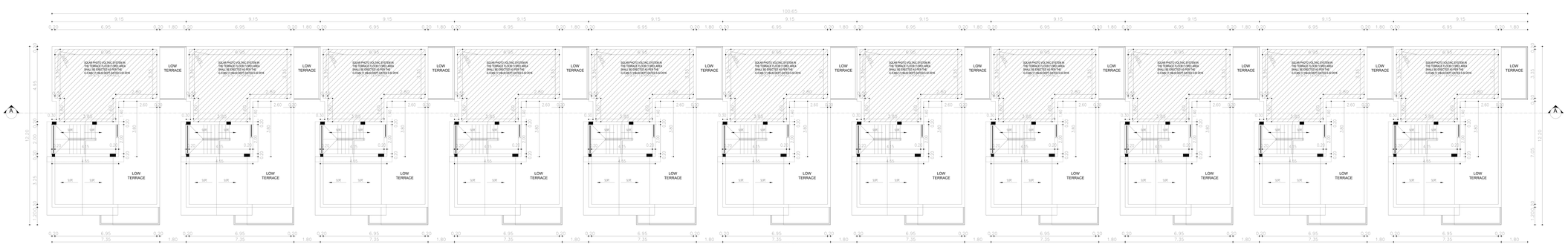

TERRACE FLOOR PLAN
BLOCK - 15

SHEET NO : 18 / 21

REVISED PLAN SHOWING THE RESIDENTIAL NON-HIGH RISE GROUP DEVELOPMENT CONSISTS OF 18 BLOCKS: STILT FLOOR(PART)/GROUND FLOOR(PART) + FIRST FLOOR, SECOND FLOOR (PART) TOTALLY 243 DWELLING UNITS BLOCK NO - 18(CLUB HOUSE BLOCK), OF GROUND FLOOR + FIRST FLOOR+SECOND FLOOR WITH OPEN SWIMMING POOL IN GROUND FLOOR COMPRISED IN SURVEY NOS. 404/1, 404/2, 405,406/1A, 406/1B,406/ 2, 407/2A2, 407/2B2, 408/1A, 408/1B2, 408/2A, 408/2B2, 410/1A1, 410/1A2B,410/ 2, 410/3, 410/4, 414/1,414/ 2, 425/2B, 425/2C1, 425/2D1A, 425/2D2A,425/2D2B,PADAPAI VILLAGE, KUNDRATHUR TALUK, KUNDRATHUR PANCHAYAT, KANCHIPURAM DISTRICT.

REFERENCE

EXISTING ROAD

SITE BOUNDARY

PROPOSED BUILDING

NOTE: ALL DIMENSIONS ARE IN ' METER '

DRAWING TITLE :

BLOCK- 15
TERRACE FLOOR PLAN, SECTION & ELEVATION

SCALE :- 1:100

SPECIFICATION:

FOUNDATION : ISOLATED FOUNDATION MIX 1:2:4
STRUCTURE :R.C.C. FRAMED COLUMNS MIX 1:2:4
ROOFS : REINFORCE CEMENT CONCRETE MIX 1:2:4
FLOORING : FLOORING CONCRETE IN C.C. 1:4:8 MIX FLOOR FINISHING WITH MOSAIC TILES
PLASTERING : WALL OUTER PLASTER MIX 1:5,WALL INNER PLASTER MIX 1:4
CEILING PLASTER MIX 1:3
PAINTING : ONE COAT WHITE CEMENT PAINT & TWO COAT COLOR CEMENT PAINT
FLOORING : LIME BRICK JELLY CONCRETE
R.C.C.SLAB
JOINERIES :ALL COUNTRY WOOD

APPLICANT / OWNER'S SIGNATURE :

For EASA GRANDE CONE ENGINEERING PVT. LTD.
Authorised Signatory

STRUCTURAL ENGINEER'S SIGNATURE :

Dr. J. SURESH, M.E., M.B., Ph.D.
Structural Engineer
Plot No. 570, VOT Layout, Mullai Street,
Thiruvalluvar Nagar, Avadi, Chennai.
Reg. No. S0-11-0324-1 / 2-10-014
Reg. No. B0E1903920019
Reg. No. GCL0/0TT/ 32 / Gr-1/ 2021-22 / 0 / 1 / 2019 / 0 / 1 / 2019

ARCHITECT SIGNATURE :

K.P. LENIN, B.Arch.,
Architect & Planner
C.A. No. CA/2000/60466
P-14, Thanalagam "Cru Village"
Thiruvallur High Road, Kolapakkam,
Chennai - 600 128.
Ph. 9840 - 900 - 900
Email: architectlenin@yahoo.com

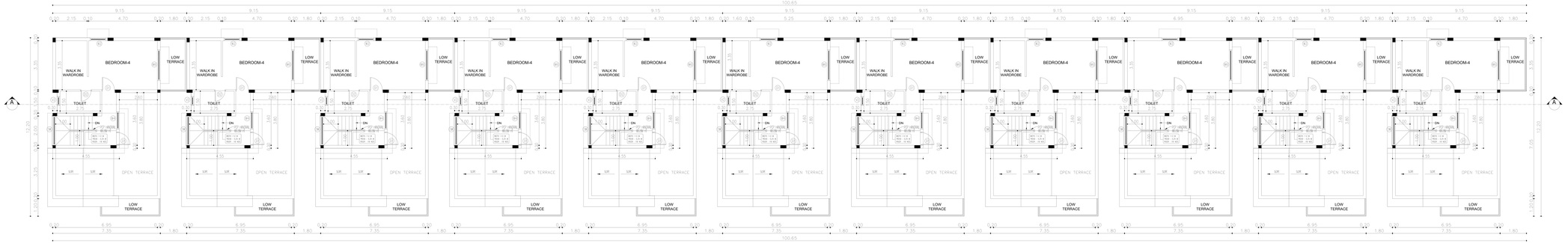

SECOND (PART) / TERRACE (PART) FLOOR PLAN
BLOCK - 15

FIRST FLOOR PLAN
BLOCK - 15

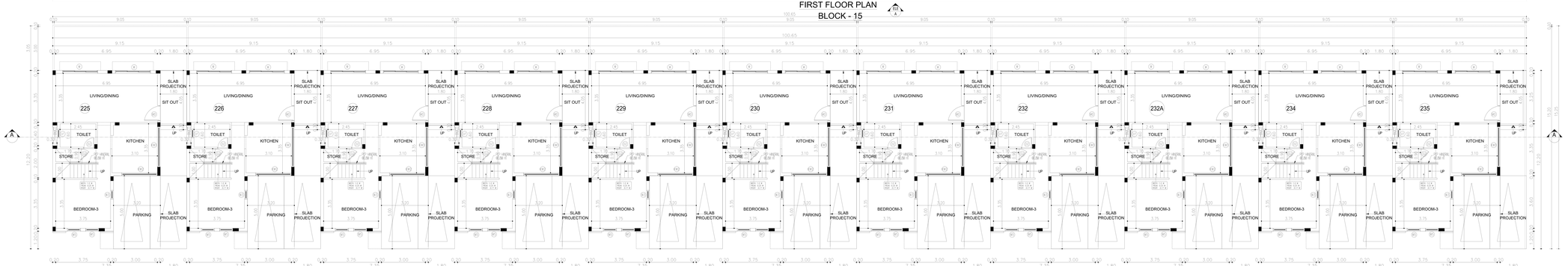

STILT (PART) / GROUND (PART) FLOOR PLAN
BLOCK - 15

SCHEDULE OF JOINERY

TYPE	DESCRIPTION	WIDTH	HEIGHT
MD	MAIN DOOR	1.05	2.4
SD	SHUTTER DOOR	0.90	2.1
D1	DOOR	0.75	2.1
D2	DOOR	0.75	2.1
SDD	SLIDING DOOR	1.5	2.1
FD	FOLDING DOOR	0.9	2.1
WINDOW			
W	WINDOW	1.2	1.2
W1	WINDOW	0.9	1.2
W2	WINDOW	0.6	1.2
W3	WINDOW	0.6	1.2
W4	WINDOW	0.9	1.2
W5	WINDOW	0.9	1.2
W6	WINDOW	0.9	1.2
W7	WINDOW	0.9	1.2
VENTILATOR	WINDOW	0.6	0.3
VENTILATOR	WINDOW	0.6	0.3
VENTILATOR	WINDOW	0.6	0.3
OTHERS			
CUPBOARD		0.5	0.9
CUPBOARD		0.6	0.9
OTHERS			
OTHERS		0.9	2.1

SHEET NO : 17 / 21

REVISED PLAN SHOWING THE RESIDENTIAL NON-HIGH RISE GROUP DEVELOPMENT CONSISTS OF 18 BLOCKS: STILT FLOOR(PART)/GROUND FLOOR(PART) + FIRST FLOOR, SECOND FLOOR (PART) TOTALLY 243 DWELLING UNITS BLOCK NO - 18(CLUB HOUSE BLOCK), OF GROUND FLOOR + FIRST FLOOR+SECOND FLOOR WITH OPEN SWIMMING POOL IN GROUND FLOOR COMPRISED IN SURVEY NOS. 404/1, 404/2, 405,406/1A, 406/1B,406/ 2, 407/2A2, 407/2B2, 408/1A, 408/1B2, 408/2A, 408/2B2, 410/1A1, 410/1A2B,410/ 2, 410/3, 410/4, 414/1,414/ 2, 425/2B, 425/2C1, 425/2D1A, 425/2D2A,425/2D2B,PADAPAI VILLAGE, KUNDRATHUR TALUK, KUNDRATHUR PANCHAYAT, KANCHIPURAM DISTRICT.

REFERENCE

EXISTING ROAD

SITE BOUNDARY

PROPOSED BUILDING

NOTE: ALL DIMENSIONS ARE IN ' METER '

DRAWING TITLE :

BLOCK- 15
STILT(PART)/GROUND, FIRST & SECOND (PART) TERRACE(PART) FLOOR PLANS

SCALE :- 1:100

SPECIFICATION:

FOUNDATION : ISOLATED FOUNDATION MIX 1:2:4
STRUCTURE :R.C.C. FRAMED COLUMNS MIX 1:2:4
ROOFS : REINFORCE CEMENT CONCRETE MIX 1:2:4
FLOORING : FLOORING CONCRETE IN C.C. 1:4:8 MIX FLOOR FINISHING WITH MOSAIC TILES
PLASTERING : WALL OUTER PLASTER MIX 1:5,WALL INNER PLASTER MIX 1:4
CEILING PLASTER MIX 1:3
PAINTING : ONE COAT WHITE CEMENT PAINT & TWO COAT COLOR CEMENT PAINT
FLOORING : LIME BRICK JELLY CONCRETE R.C.C.SLAB
JOINERES : ALL COUNTRY WOOD

APPLICANT / OWNER'S SIGNATURE :

For CASA GRANDE CHENNAIDEVELOPMENTS PVT LTD.
Authorised Signatory

STRUCTURAL ENGINEER'S SIGNATURE :

Dr. J. SURESH, M.E., M.B.A., Ph.D.,
Structural Engineer,
Plot No. 57/1, VOC Nagar, Nehru Street,
Nanmangalam, Chennai - 600 115.
Reg. No. SE/11/2224/ 21/001/A
Reg. No. KSE/105/2019/
Reg. No. CSE/2017/ SE/ Q-41/ EOTN/ 157/ 015

ARCHITECT SIGNATURE :

K.P. LENIN, B.Arch.,
Architect & Valuer,
C.A. No. CA/2000/43666

#Lalu Nanmangal Tos village
Nanmangalam, Chennai - 600 129.
Ph: +91 98 40 28 128
Email: architectlenin@yahoo.com

N
W E
S

ELEVATION - AA
BLOCK-13

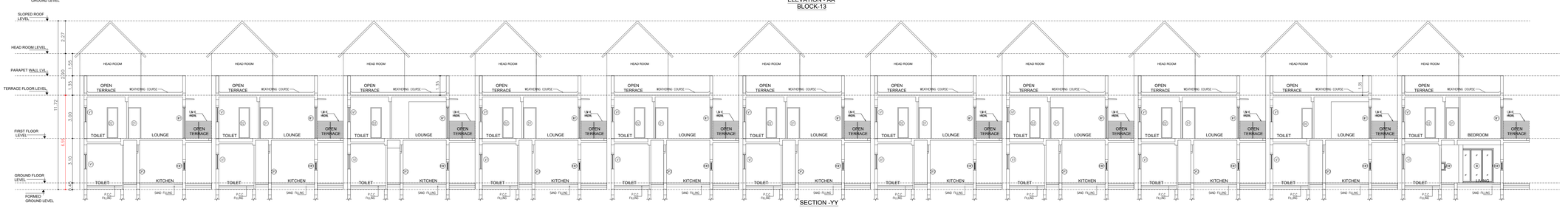

SECTION -YY
BLOCK-13

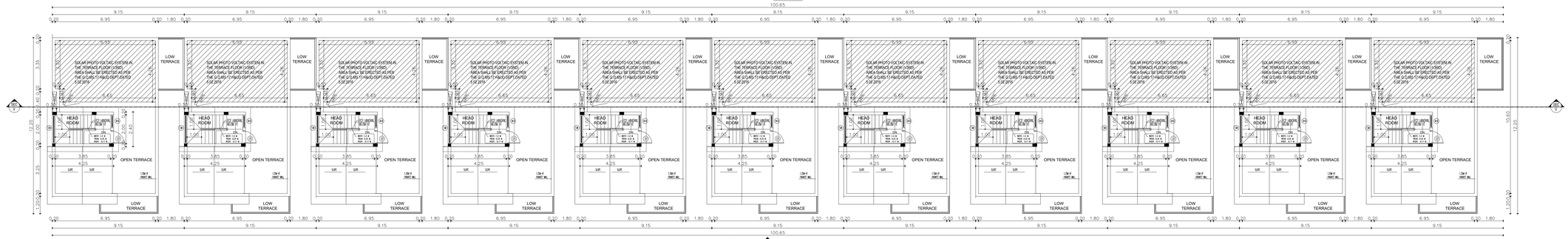

TERRACE FLOOR PLAN
BLOCK-13

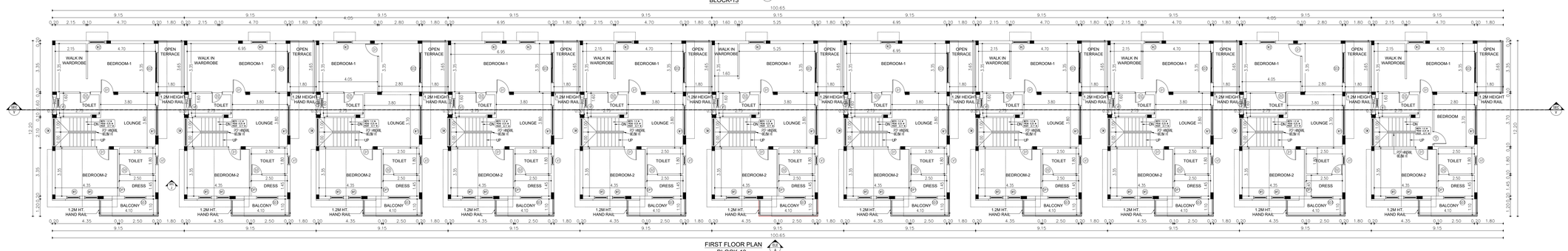

FIRST FLOOR PLAN
BLOCK-13

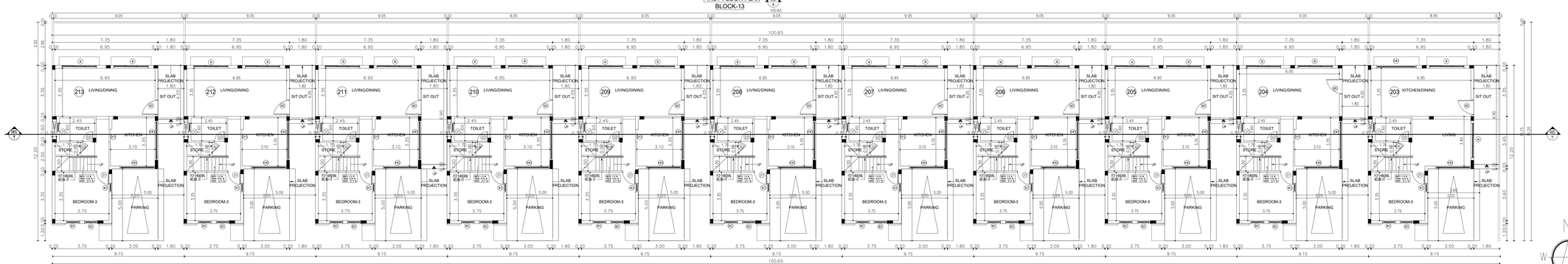

STILT (PART) / GROUND (PART) FLOOR PLAN
BLOCK-13

SCHEDULE OF JOINERY

TYPE	DESCRIPTION	WIDTH	HEIGHT
DOOR			
M2	MAIN DOOR	1.05	2.1
D1	DOOR	0.9	2.1
D2	DOOR	0.75	2.1
SD1	SLIDING DOOR	2.4	2.1
SD3	SLIDING DOOR	1.5	2.1
WINDOW			
W	WINDOW	2.4	2.4
W1	WINDOW	2.1	1.5
W2	WINDOW	1.5	1.5
W3	WINDOW	1.2	1.5
W4	WINDOW	0.9	1.5
W5	WINDOW	0.9	1.05
TW	TOILWINDOW	0.6	0.6
KW	KITCHEN WINDOW	0.75	0.6
FW	KITCHEN WINDOW	1.45	0.6
VENTILATOR			
VT	VENTILATOR	0.6	0.6
OPENING			
OP1	OPENING	1.0	2.1
OP2	OPENING	0.9	2.1

SHEET NO : 15 / 21

REVISED PLAN SHOWING THE RESIDENTIAL NON-HIGH RISE GROUP DEVELOPMENT CONSISTS OF 18 BLOCKS: STILT FLOOR(PART)/GROUND FLOOR(PART) + FIRST FLOOR, SECOND FLOOR (PART) TOTALLY 243 DWELLING UNITS BLOCK NO - 18(CLUB HOUSE BLOCK), OF GROUND FLOOR + FIRST FLOOR+SECOND FLOOR WITH OPEN WIMMING POOL IN GROUND FLOOR COMPRISED IN SURVEY NOS. 404/1, 404/2, 405,406/1A, 406/1B,406/ 2, 407/2A2, 407/2B2, 408/1A, 408/1B2, 408/2A, 408/2B2, 410/1A1, 410/1A2B,410/ 2, 410/3, 410/4, 414/1,414/ 2, 425/2B, 425/2C1, 425/2D/1A, 425/2D2,425/2D2B,PADAPAI VILLAGE, KUNDRATHUR TALUK, KUNDRATHUR PANCHAYAT, KANCHIPURAM DISTRICT.

REFERENCE

EXISTING ROAD
SITE BOUNDARY
PROPOSED BUILDING

NOTE: ALL DIMENSIONS ARE IN " METER "

DRAWING TITLE :

BLOCK- 13
STILT(PART)/GROUND, FIRST & TERRACE FLOOR PLAN, SECTION & ELEVATION

SCALE :- 1:100

SPECIFICATION:

FOUNDATION : ISOLATED FOUNDATION MIX 1:2:4
STRUCTURE :R.C.C. FRAMED COLUMNS MIX 1:2:4
ROOFS : REINFORCE CEMENT CONCRETE MIX 1:2:4
FLOORING : FLOORING CONCRETE IN C.C. 1:4:8 MIX FLOOR FINISHING WITH MOSAIC TILES
PLASTERING : WALL OUTER PLASTER MIX 1:5,WALL INNER PLASTER MIX 1:4
CEILING PLASTER MIX 1:3
PAINTING : ONE COAT WHITE CEMENT PAINT & TWO COAT COLOR CEMENT PAINT
FLOORING : LIME BRICK JELLY CONCRETE R.C.C.SLAB.
JOINERIES :ALL COUNTRY WOOD

APPLICANT / OWNER'S SIGNATURE :

For CASA GRANDE CHENNENGINEERING PVT. LTD.
Authorised Signatory

STRUCTURAL ENGINEER'S SIGNATURE :

Dr. J. SURESH, M.E., ME., Ph.D.
Structural Engineer
Plot No. 555, VGP Layout, Mullai Street,
Uthandi, Chennai - 600 119.
Reg. No. SE/1/2024/J/0014
Reg. No. RSE/100362019
Reg. No. COLDIST/ SE / G-1/ 2024/ 07/ 005

ARCHITECT SIGNATURE :

K.P. LENIN, B.Arch.,
Registered Architect
C.A. No. CA/2009/45680
#12A, Homescape "The Village"
Pillaiyar Koil Street, Thalambur,
Chennai - 600 130
Ph: 70300 00541
Email: architectlenin@yahoo.com

FRONT ELEVATION
BLOCK - 12

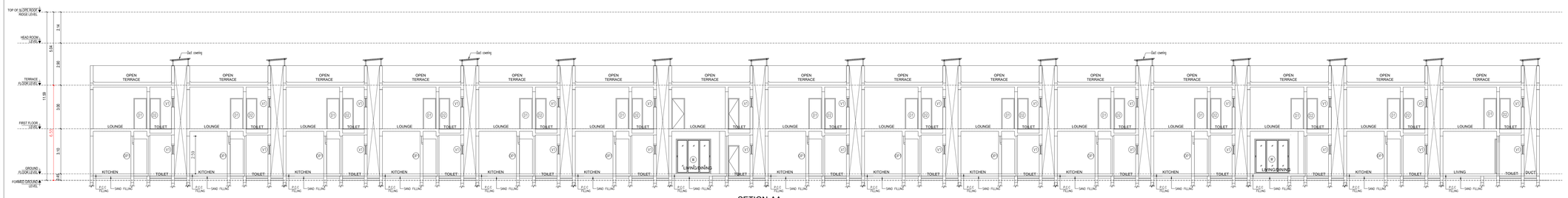

SETION-AA
BLOCK - 12

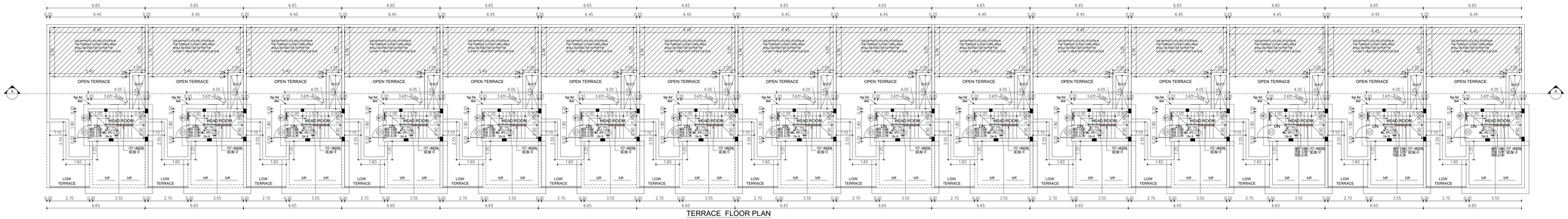

TERRACE FLOOR PLAN
BLOCK - 10

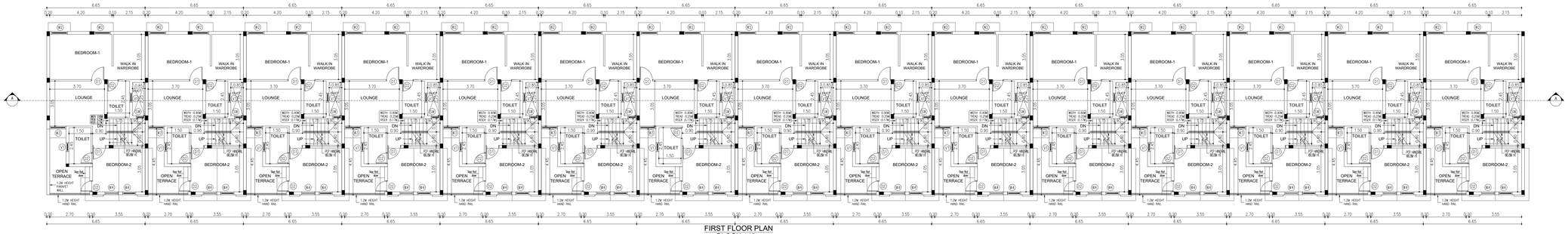

FIRST FLOOR PLAN
BLOCK - 12

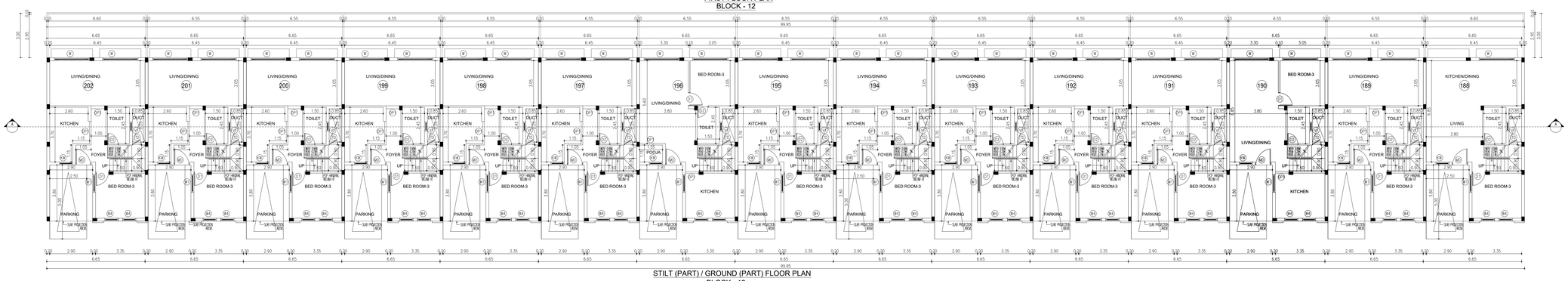

STILT (PART) / GROUND (PART) FLOOR PLAN
BLOCK - 12

SCHEDULE OF JOINERY

TYPE	DESCRIPTION	WIDTH	HEIGHT
DOOR			
MD	MAIN DOOR	1.05	2.10
D1	DOOR	0.90	2.10
D2	DOOR	0.75	2.10
D3	DOOR	0.90	2.10
D4	SERVICE ACCESS DOOR	0.60	1.20
WINDOW			
W	WINDOW	2.40	1.20
W1	WINDOW	1.20	1.50
W2	WINDOW	1.10	1.50
W3	WINDOW	1.10	1.95
W4	WINDOW	0.90	1.95
W5	WINDOW	0.60	1.50
SW	STAIRCASE WINDOW	0.60	1.20
CW	CORNER WINDOW	0.90	2.0200
VENTILATOR			
V1	VENTILATOR	0.60	0.90
OPENING			
OP1	OPENING	0.90	2.10

SHEET NO : 14 / 21

REVISED PLAN SHOWING THE RESIDENTIAL NON-HIGH RISE GROUP DEVELOPMENT CONSISTS OF 18 BLOCKS: STILT FLOOR(PART)/GROUND FLOOR(PART) + FIRST FLOOR, SECOND FLOOR (PART) TOTALLY 243 DWELLING UNITS BLOCK NO - 18(CLUB HOUSE BLOCK), OF GROUND FLOOR + FIRST FLOOR+SECOND FLOOR WITH OPEN WIMMING POOL IN GROUND FLOOR COMPRISED IN SURVEY NOS. 404/1, 404/2, 405,406/1A, 406/1B,406/ 2, 407/2A2, 407/2B2, 408/1A, 408/1B2, 408/2A, 408/2B2, 410/1A1, 410/1A2B,410/ 2, 410/3, 410/4, 414/1,414/ 2, 425/2B, 425/2C1, 425/2D1A, 425/2D2,425/2D2B,PADAPAI VILLAGE, KUNDRATHUR TALUK, KUNDRATHUR PANCHAYAT, KANCHIPURAM DISTRICT.

REFERENCE

EXISTING ROAD

SITE BOUNDARY

PROPOSED BUILDING

NOTE: ALL DIMENSIONS ARE IN ' METER '

DRAWING TITLE :

BLOCK- 12
STILT(PART)/GROUND, FIRST & TERRACE FLOOR PLAN, SECTION & ELEVATION

SCALE :- 1:100

SPECIFICATION:

FOUNDATION : ISOLATED FOUNDATION MIX 1:2:4
STRUCTURE :R.C.C. FRAMED COLUMNS MIX 1:2:4
ROOFS : REINFORCE CEMENT CONCRETE MIX 1:2:4
FLOORING : FLOORING CONCRETE IN C.C. 1:4:8 MIX FLOOR FINISHING WITH MOSAIC TILES
PLASTERING : WALL OUTER PLASTER MIX 1:5,WALL INNER PLASTER MIX 1:4
CEILING PLASTER MIX 1:3
PAINTING : ONE COAT WHITE CEMENT PAINT & TWO COAT COLOR CEMENT PAINT
FLOORING : LIME BRICK JELLY CONCRETE R.C.C SLAB
JOINERIES :ALL COUNTRY WOOD

APPLICANT / OWNER'S SIGNATURE :

For CASA GRANDE CIVIL ENGINEERING PVT. LTD.
Authorised Signatory

STRUCTURAL ENGINEER'S SIGNATURE :

Dr. J. SURESH, M.E., M.E., Ph.D.
Structural Engineer
Plot No. 55/5, VGP Layout, Mullai Street,
Uthandi, Chennai - 600 119.
Reg. No. SE/1/2024/2/0014
Reg. No. KSE10238/2019
Reg. No. CGLDIST/SE/G-I/2024/07/005

ARCHITECT SIGNATURE :

K.P. LENIN, B.Arch.,
Registered Architect,
C.A. No. CA/2008/45080
#12A, Poornacape "The Village",
Pillayar Kovil Street, Thalambur,
Chennai - 600 130.
Ph. 75500 55541
Email: architectlenin@yahoo.com

FRONT ELEVATION
BLOCK - 11
(ELEVATION - "A")

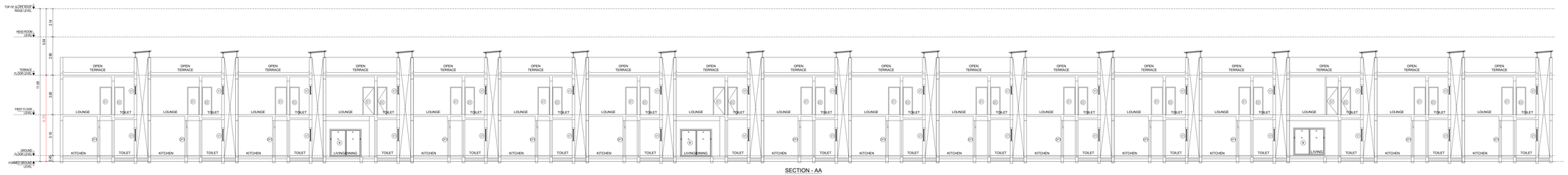

SECTION - AA
BLOCK - 11

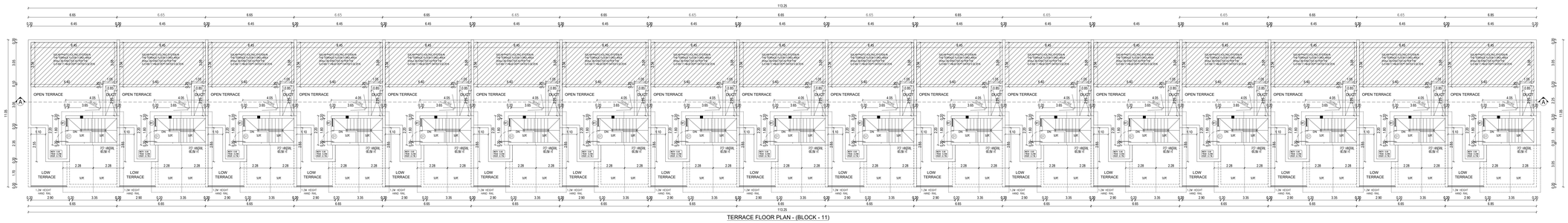

TERRACE FLOOR PLAN - (BLOCK - 11)

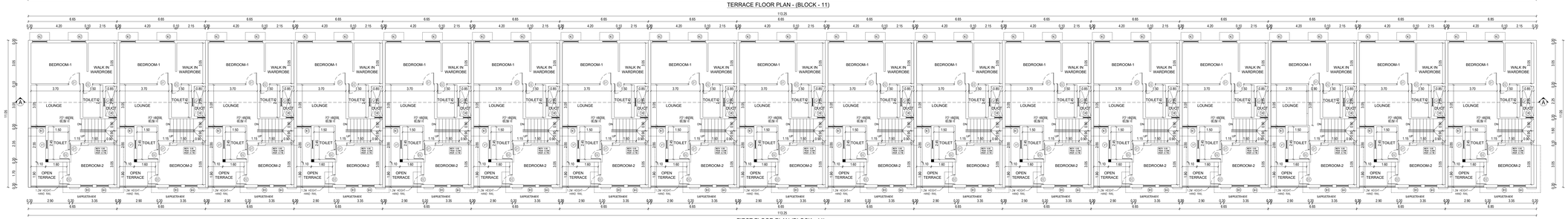

FIRST FLOOR PLAN (BLOCK - 11)

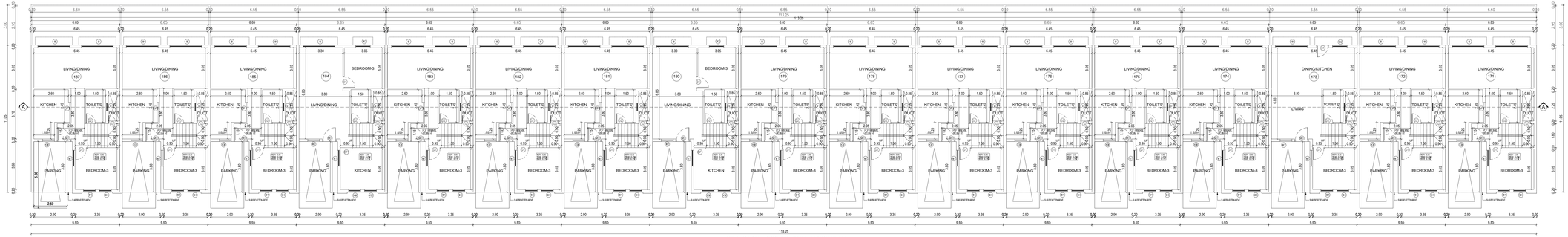

STILT (PART) / GROUND (PART) FLOOR PLAN
BLOCK - 11

SCHEDULE OF JOINERY

SIGN	DESCRIPTION	WIDTH	HEIGHT
DOOR			
M2	MAIN DOOR	1.00	2.10
D1	DOOR	0.90	2.10
D2	DOOR	0.75	2.10
D3	DUCT ACCESS DOOR	0.60	1.20
WINDOWS			
W	WINDOW	2.40	2.40
W1	WINDOW	1.20	1.50
W2	WINDOW	1.10	1.50
W3	WINDOW	1.10	1.35
W4	WINDOW	0.90	1.35
W5	WINDOW	0.60	1.10
W6	WITHDRAW WINDOW	0.60	0.60
KW	KITCHEN WINDOW	0.90	2.035
VENTILATOR			
V1	VENTILATOR	0.60	0.90
OPENING			
OP1	OPENING	0.90	2.10

SHEET NO : 13 / 21

REVISED PLAN SHOWING THE RESIDENTIAL NON-HIGH RISE GROUP DEVELOPMENT CONSISTS OF 18 BLOCKS: STILT FLOOR(PART)/GROUND FLOOR(PART) + FIRST FLOOR, SECOND FLOOR (PART) TOTALLY 243 DWELLING UNITS BLOCK NO - 18(CLUB HOUSE BLOCK), OF GROUND FLOOR + FIRST FLOOR+SECOND FLOOR WITH OPEN WIMMING POOL IN GROUND FLOOR COMPRISED IN SURVEY NOS. 404/1, 404/2, 405,406/1A, 406/1B,406/ 2, 407/2A2, 407/2B2, 408/1A, 408/1B2, 408/2A, 408/2B2, 410/1A1, 410/1A2B,410/ 2, 410/3, 410/4, 414/1,414/ 2, 425/2B, 425/2C1, 425/2D1A, 425/2D2,425/2D2B,PADAPAI VILLAGE, KUNDRATHUR TALUK, KUNDRATHUR PANCHAYAT, KANCHIPURAM DISTRICT.

REFERENCE

EXISTING ROAD

SITE BOUNDARY

EXISTING BUILDING

NOTE: ALL DIMENSIONS ARE IN ' METER '

DRAWING TITLE :

BLOCK-11
STILT(PART)/GROUND, FIRST & TERRACE FLOOR PLAN, SECTION & ELEVATION

SCALE :- 1:100

SPECIFICATION:

FOUNDATION : ISOLATED FOUNDATION MIX 1:2:4
STRUCTURE :R.C.C. FRAMED COLUMNS MIX 1:2:4
ROOFS : REINFORCE CEMENT CONCRETE MIX 1:2:4
FLOORING : FLOORING CONCRETE IN C.C. 1:4:8 MIX FLOOR FINISHING WITH MOSAIC TILES
PLASTERING : WALL OUTER PLASTER MIX 1:5,WALL INNER PLASTER MIX 1:4
CEILING PLASTER MIX 1:3
PAINTING : ONE COAT WHITE CEMENT PAINT & TWO COAT COLOR CEMENT PAINT
FLOORING : LIME BRICK JELLY CONCRETE R.C.C.SLAB
JOINERIES :ALL COUNTRY WOOD

APPLICANT / OWNER'S SIGNATURE :

For CASA GRANDE CONSTRUCTIONS ENGINEERING PVT. LTD.
Authorised Signatory

STRUCTURAL ENGINEER'S SIGNATURE :

Dr. J. SURESH, M.E., M.E., Ph.D.
Structural Engineer
Plot No. 55/5, VGP Layout, Mullai Street, Uthandi, Chennai - 600 119.
Reg. No. SE/I/2024/2/0014
Reg. No. RSE/10038/2019
Reg. No. CGLDIST/SE/G-I/2024/07/005

ARCHITECT SIGNATURE :

K.P. LENIN, B.Arch.,
Registered Architect
C.A. Reg. CA/2000/44680
#12A, Aloomscape "The Village"
Pillayar Kovil Street, Thalambur,
Chennai - 600 130.
Ph: 75200 55541
Email: architectlenin@yahoo.com

FRONT ELEVATION
BLOCK - 10

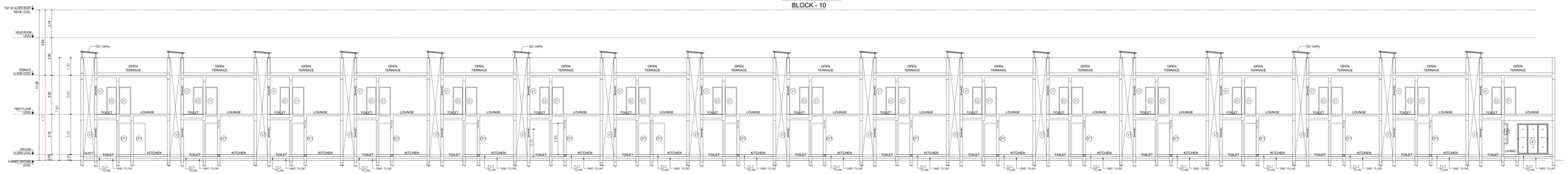

SETION-AA
BLOCK - 10

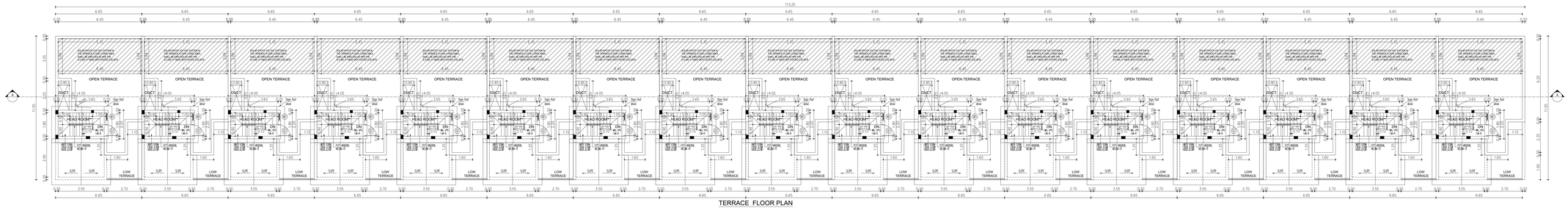

TERRACE FLOOR PLAN
BLOCK - 10

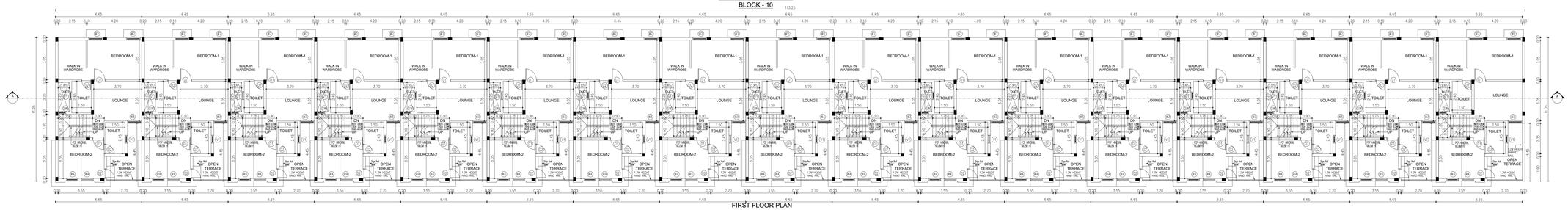

FIRST FLOOR PLAN
BLOCK - 10

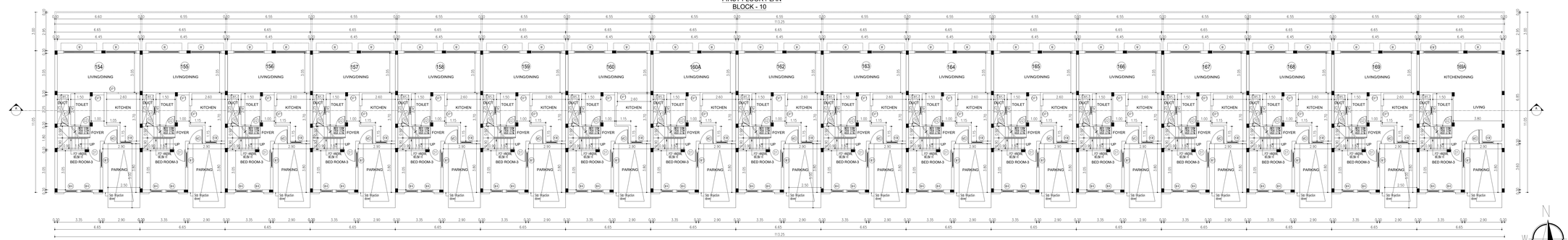

STILT (PART) / GROUND (PART) FLOOR PLAN
BLOCK - 10

SCHEDULE OF JOINERY

TYPE	DESCRIPTION	WIDTH	HEIGHT
ADJ			
MD	MAIN DOOR	1.05	2.10
D			
D1	DOOR	0.90	2.10
D2	DOOR	0.75	2.10
D3	DOOR	0.65	2.10
D4	FOYER ACCESS DOOR	0.80	1.20
WINDOW			
W	WINDOW	1.20	1.20
W1	WINDOW	1.20	1.50
W2	WINDOW	1.50	1.20
W3	WINDOW	0.90	1.20
W4	WINDOW	0.90	1.50
W5	WINDOW	0.60	1.20
W6	WINDOW	0.60	1.50
W7	WINDOW	0.60	0.60
CW	TERRACE WINDOW	0.60	1.20
KW	KITCHEN WINDOW	0.75	0.90
VW	KITCHEN WINDOW	2.15	1.35
VENTILATOR			
V	VENTILATOR	0.60	0.60
OPTIONAL			
OPT	OPENING	0.90	2.10

SHEET NO : 12 / 21

REVISED PLAN SHOWING THE RESIDENTIAL NON-HIGH RISE GROUP DEVELOPMENT CONSISTS OF 18 BLOCKS: STILT FLOOR(PART)/GROUND FLOOR(PART) + FIRST FLOOR, SECOND FLOOR (PART) TOTALLY 243 DWELLING UNITS BLOCK NO - 18(CLUB HOUSE BLOCK), OF GROUND FLOOR + FIRST FLOOR+SECOND FLOOR WITH OPEN WIMMING POOL IN GROUND FLOOR COMPRISED IN SURVEY NOS. 404/1, 404/2, 405,406/1A, 406/1B,406/ 2, 407/2A2, 407/2B2, 408/1A, 408/1B2, 408/2A, 408/2B2, 410/1A1, 410/1A2B,410/ 2, 410/3, 410/4, 414/1,414/ 2, 425/2B, 425/2C1, 425/2D1A, 425/2D2,425/2D2B,PADAPAI VILLAGE, KUNDRATHUR TALUK, KUNDRATHUR PANCHAYAT, KANCHIPURAM DISTRICT.

REFERENCE

EXISTING ROAD

SITE BOUNDARY

PROPOSED BUILDING

NOTE: ALL DIMENSIONS ARE IN ' METER '

DRAWING TITLE :

BLOCK- 10
STILT(PART)/GROUND, FIRST & TERRACE FLOOR PLAN, SECTION & ELEVATION

SCALE :- 1:100

SPECIFICATION:

FOUNDATION : ISOLATED FOUNDATION MIX 1:2:4
STRUCTURE :R.C.C. FRAMED COLUMNS MIX 1:2:4
ROOFS : REINFORCE CEMENT CONCRETE MIX 1:2:4
FLOORING : FLOORING CONCRETE IN C.C. 1:4:8 MIX FLOOR FINISHING WITH MOSAIC TILES
PLASTERING : WALL OUTER PLASTER MIX 1:5,WALL INNER PLASTER MIX 1:4
CEILING PLASTER MIX 1:3
PAINTING : ONE COAT WHITE CEMENT PAINT & TWO COAT COLOR CEMENT PAINT
FLOORING : LIME BRICK JELLY CONCRETE R.C.C.SLAB.
JOINERIES :ALL COUNTRY WOOD

APPLICANT / OWNER'S SIGNATURE :

For CASA GRANDE CHENNAI ENGINEERING PVT. LTD.
Authorised Signatory

STRUCTURAL ENGINEER'S SIGNATURE :

Dr. J. SURESH, M.E., M.B.A., Ph.D.
Structural Engineer
Plot No. 515, VCP Layout, Mullai Street,
Uthandi, Chennai - 600 119.
Reg. No. SE/1/ 2024/ 2/ 00014
Reg. No. RDE/105/382/014
Reg. No. CGLD/STI SE / G-1/ 2024/ 01/ 005

ARCHITECT SIGNATURE :

K.P. LENIN, B.Arch.,
Registered Architect,
C.A. Reg. CA/2000/45569
#12A, Hoonasiyan "The Village"
Pillaiyar Koil Street, Thalambur,
Chennai - 600 130.
Ph. 70300 00140
Email: architectlenin@yahoo.com

N
W E
S

FRONT ELEVATION
BLOCK - 9
(ELEVATION - "A")

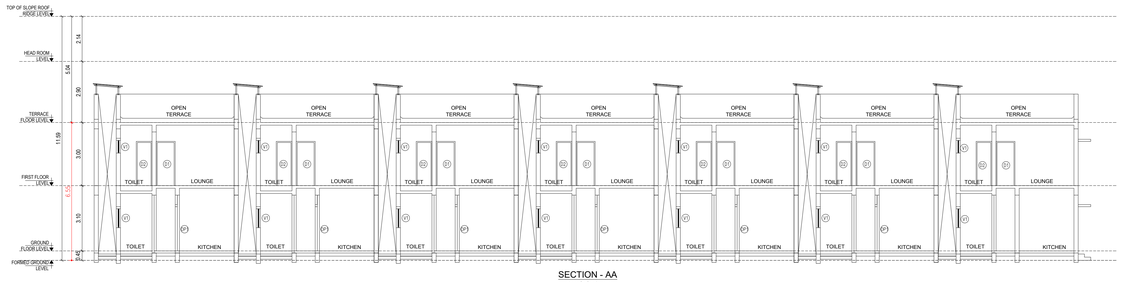

SECTION - AA
BLOCK - 9

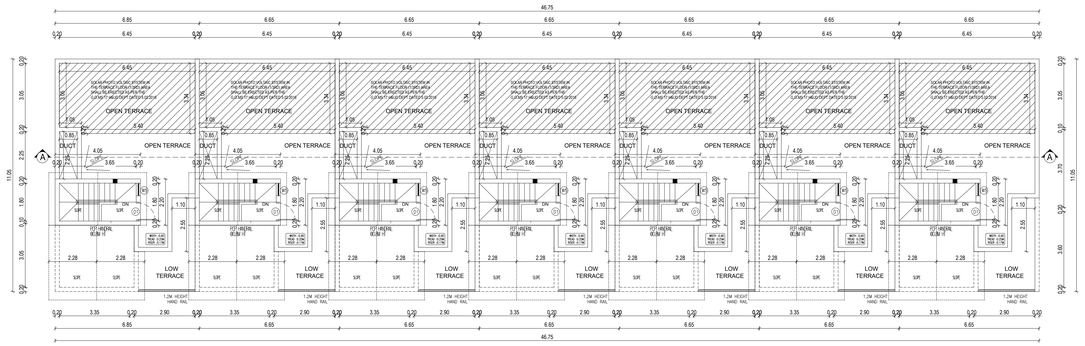

TERRACE FLOOR PLAN -(BLOCK - 9)

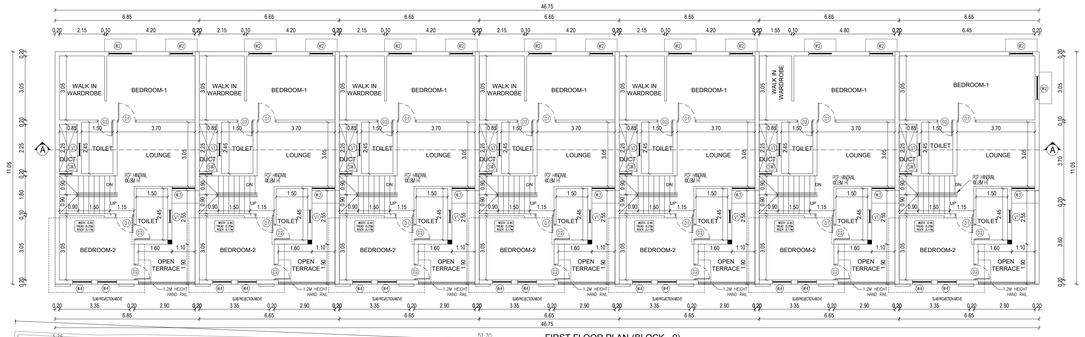

FIRST FLOOR PLAN-(BLOCK - 9)

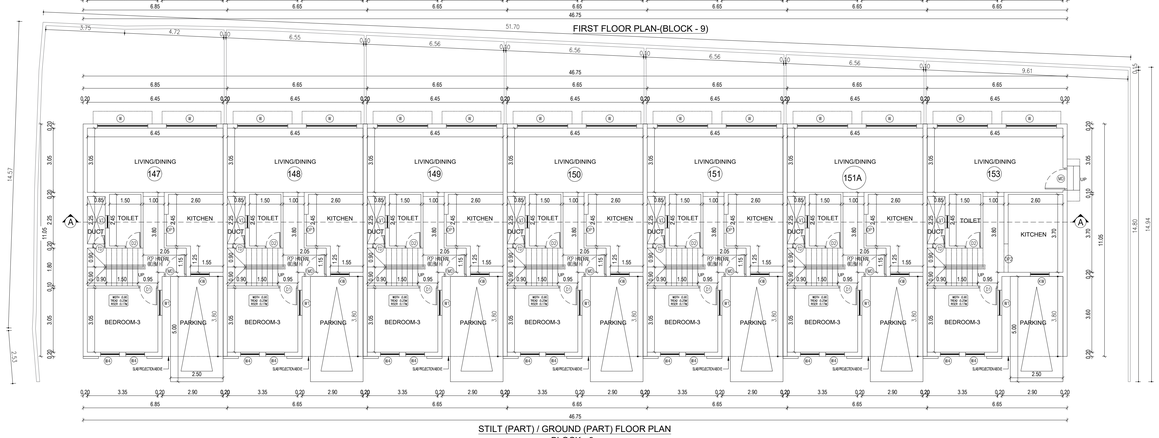

STILT (PART) / GROUND (PART) FLOOR PLAN
BLOCK - 9

SCHEDULE OF JOINERY

TYPE	DESCRIPTION	WIDTH	HEIGHT
DOORS			
MD	MAIN DOOR	1.05	2.10
D1	DOOR	0.90	2.10
D2	DOOR	0.75	2.10
TD	DUCT ACCESS DOOR	0.60	1.20
WINDOWS			
W	WINDOW	2.40	2.40
W1	WINDOW	1.20	1.50
W2	WINDOW	1.10	1.50
W3	WINDOW	1.10	1.95
W4	WINDOW	0.90	1.95
W5	WINDOW	0.60	1.50
SW	STAIRCASE WINDOW	0.60	0.60
KW	KITCHEN WINDOW	0.90	2.025
VENTILATOR			
V1	VENTILATOR	0.60	0.90
OPENING			
OP1	OPENING	0.90	2.10

SHEET NO : 11 / 21

REVISED PLAN SHOWING THE RESIDENTIAL NON-HIGH RISE GROUP DEVELOPMENT CONSISTS OF 18 BLOCKS: STILT FLOOR(PART)/GROUND FLOOR(PART) + FIRST FLOOR, SECOND FLOOR (PART) TOTALLY 243 DWELLING UNITS BLOCK NO - 18(CLUB HOUSE BLOCK), OF GROUND FLOOR + FIRST FLOOR+SECOND FLOOR WITH OPEN WIMMING POOL IN GROUND FLOOR COMPRISED IN SURVEY NOS. 404/1, 404/2, 405,406/1A, 406/1B,406/ 2, 407/2A2, 407/2B2, 408/1A, 408/1B2, 408/2A, 408/2B2, 410/1A1, 410/1A2B,410/ 2, 410/3, 410/4, 414/1,414/ 2, 425/2B, 425/2C1, 425/2D1A, 425/2D2,425/2D2B,PADAPAI VILLAGE, KUNDRATHUR TALUK, KUNDRATHUR PANCHAYAT, KANCHIPURAM DISTRICT.

REFERENCE

EXISTING ROAD

SITE BOUNDARY

EXISTING BUILDING

NOTE: ALL DIMENSIONS ARE IN ' METER '

DRAWING TITLE :
BLOCK- 9
STILT(PART)/GROUND, FIRST & TERRACE FLOOR PLAN, SECTION & ELEVATION

SCALE :- 1:100

SPECIFICATION:

FOUNDATION : ISOLATED FOUNDATION MIX 1:2:4
STRUCTURE :R.C.C. FRAMED COLUMNS MIX 1:2:4
ROOFS : REINFORCE CEMENT CONCRETE MIX 1:2:4
FLOORING : FLOORING CONCRETE IN C.C. 1:4:8 MIX FLOOR FINISHING WITH MOSAIC TILES
PLASTERING : WALL OUTER PLASTER MIX 1:5,WALL INNER PLASTER MIX 1:4
CEILING PLASTER MIX 1:3
PAINTING : ONE COAT WHITE CEMENT PAINT & TWO COAT COLOR CEMENT PAINT
FLOORING : LIME BRICK JELLY CONCRETE R.C.C.SLAB
JOINERIES :ALL COUNTRY WOOD

APPLICANT / OWNER'S SIGNATURE :

For CASA GRANDE CIVIL ENGINEERING PVT. LTD.
Authorised Signatory

STRUCTURAL ENGINEER'S SIGNATURE :

Dr. J. SURESH, M.E., M.B., Ph.D.
Structural Engineer
Plot No. 55%, VGP Layout, Mullai Street,
Uthandi, Chennai - 600 119.
Reg. No. SE/1/2024/2/0014
Reg. No. RSE/10/393/19
Reg. No. COLDIST/SE/Gr-I/2024/07/005

ARCHITECT SIGNATURE :

K.P. LENIN, B.Arch.,
Registered Architect
C.A. No. CA/2009/45589

#12A, Roomascape "Tne Village"
Pillayar Kovil Street, Thalambur,
Chennai - 600 130.
Ph: 75500 55541
Email: architectlenin@yahoo.com

FRONT ELEVATION
BLOCK - 8
(ELEVATION - "A")

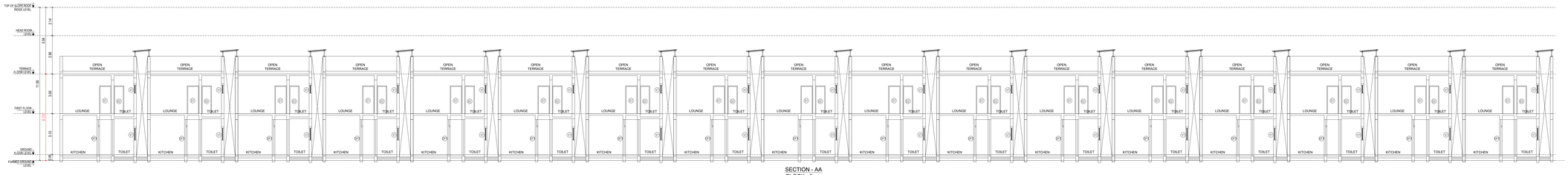

SECTION - AA
BLOCK - 8

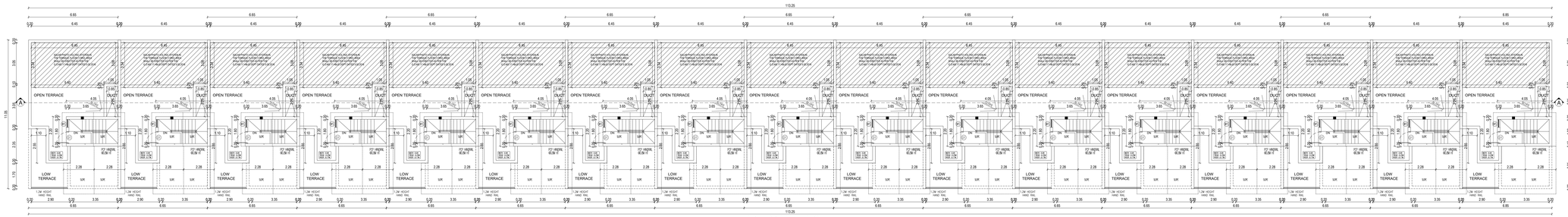

TERRACE FLOOR PLAN - (BLOCK - 8

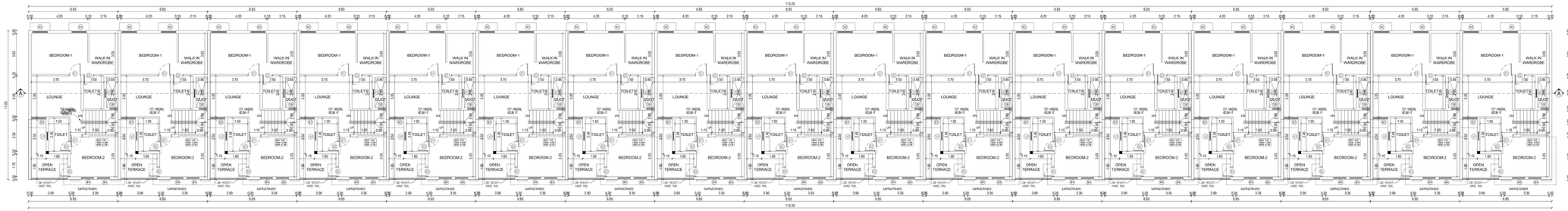

FIRST FLOOR PLAN (BLOCK - 8

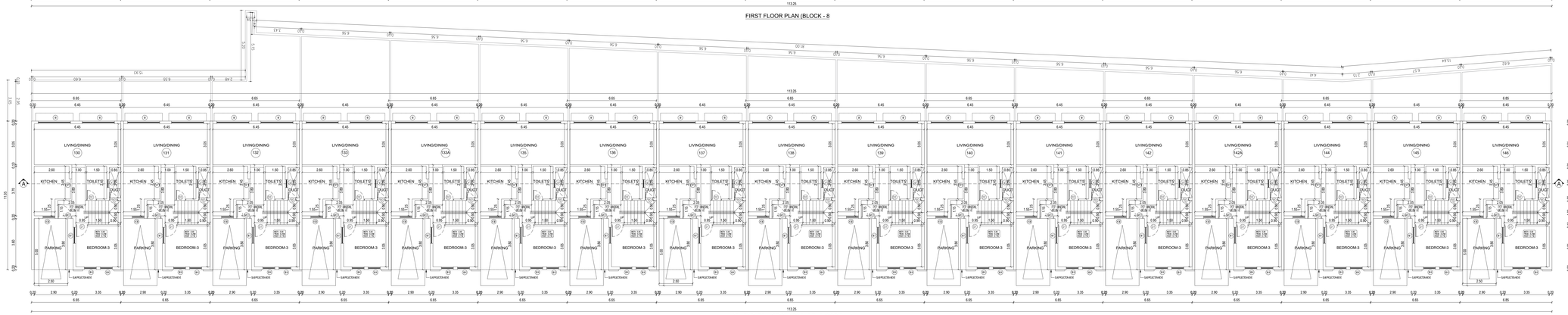

STILT (PART) / GROUND (PART) FLOOR PLAN
BLOCK - 8

SCHEDULE OF JOINERY

TYPE	DESCRIPTION	WIDTH	HEIGHT
DOOR			
MD	MAIN DOOR	1.05	2.10
SD	DOOR	0.90	2.10
TD	DOOR	0.75	2.10
TD	DUCT ACCESS DOOR	0.60	1.20
WINDOW			
W	WINDOW	2.40	2.40
W1	WINDOW	1.20	1.50
W2	WINDOW	1.10	1.50
W3	WINDOW	1.10	1.95
W4	WINDOW	0.90	1.95
W5	WINDOW	0.60	1.50
TW	TVARDACE WINDOW	0.60	0.60
KW	KITCHEN WINDOW	0.90	2.025
VENTILATOR			
V1	VENTILATOR	0.60	0.90
OPENING			
OPT	OPENING	0.90	2.10

SHEET NO : 10 / 21

REVISED PLAN SHOWING THE RESIDENTIAL NON-HIGH RISE GROUP DEVELOPMENT CONSISTS OF 18 BLOCKS: STILT FLOOR(PART)/GROUND FLOOR(PART) + FIRST FLOOR, SECOND FLOOR (PART) TOTALLY 243 DWELLING UNITS BLOCK NO - 18(CLUB HOUSE BLOCK), OF GROUND FLOOR + FIRST FLOOR+SECOND FLOOR WITH OPEN WIMMING POOL IN GROUND FLOOR COMPRISED IN SURVEY NOS. 404/1, 404/2, 405,406/1A, 406/1B,406/ 2, 407/2A2, 407/2B2, 408/1A, 408/1B2, 408/2A, 408/2B2, 410/1A1, 410/1A2B,410/ 2, 410/3, 410/4, 414/1,414/ 2, 425/2B, 425/2C1, 425/2D1A, 425/2D2,425/2D2B,PADAPAI VILLAGE, KUNDRATHUR TALUK, KUNDRATHUR PANCHAYAT, KANCHIPURAM DISTRICT.

REFERENCE

EXISTING ROAD
SITE BOUNDARY
EXISTING BUILDING

NOTE: ALL DIMENSIONS ARE IN ' METER '

DRAWING TITLE :

BLOCK- 8
STILT(PART)/GROUND, FIRST & TERRACE FLOOR PLAN, SECTION & ELEVATION

SCALE :- 1:100

SPECIFICATION:

FOUNDATION : ISOLATED FOUNDATION MIX 1:2:4
STRUCTURE :R.C.C. FRAMED COLUMNS MIX 1:2:4
ROOFS : REINFORCE CEMENT CONCRETE MIX 1:2:4
FLOORING : FLOORING CONCRETE IN C.C. 1:4:8 MIX FLOOR FINISHING WITH MOSAIC TILES
PLASTERING : WALL OUTER PLASTER MIX 1:5,WALL INNER PLASTER MIX 1:4
CEILING PLASTER MIX 1:3
PAINTING : ONE COAT WHITE CEMENT PAINT & TWO COAT COLOR CEMENT PAINT
FLOORING : LIME BRICK JELLY CONCRETE R.C.C.SLAB.
JOINERIES :ALL COUNTRY WOOD

APPLICANT / OWNER'S SIGNATURE :

For CASA GRANDE CIVIL ENGINEERING PVT. LTD.
Authorised Signatory

STRUCTURAL ENGINEER'S SIGNATURE :

Dr. J. SURESH, M.E., M.E., Ph.D.
Structural Engineer
Plot No. 55/5, VCP Layout, Mullai Street,
Uthandi, Chennai - 600 119.
Reg. No. SE / 1 / 2024 / 2 / 0014
Reg. No. RSE10038/2019
Reg. No. CGLDIST/ SE / Gr-I / 2024/ 07/ 005

ARCHITECT SIGNATURE :

K.P. LENIN, B.Arch.,
Registered Architect,
C.A. No. CA/2003/45680
#12A, Roomscape "The Village"
Pillayar Koil Street, Thalambur,
Chennai - 600 130.
Ph: 75500 55541
Email: architectlenin@yahoo.com

FRONT ELEVATION
BLOCK - 7

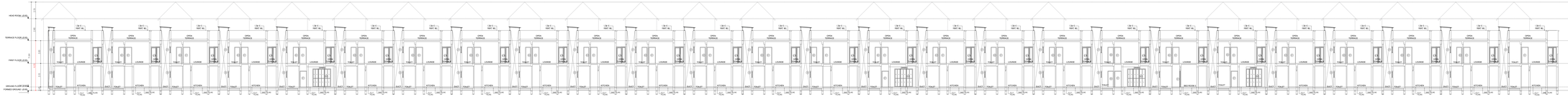

SECTION -XY
BLOCK - 7

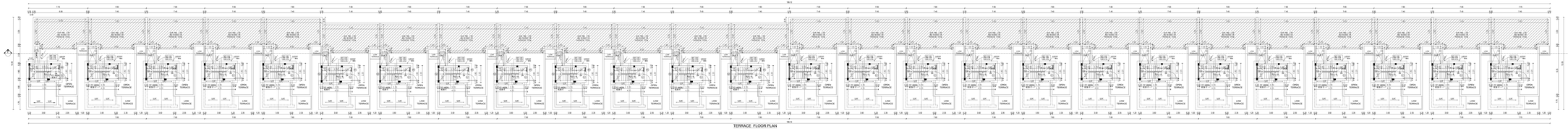

TERRACE FLOOR PLAN
BLOCK - 7



FIRST FLOOR PLAN
BLOCK - 7

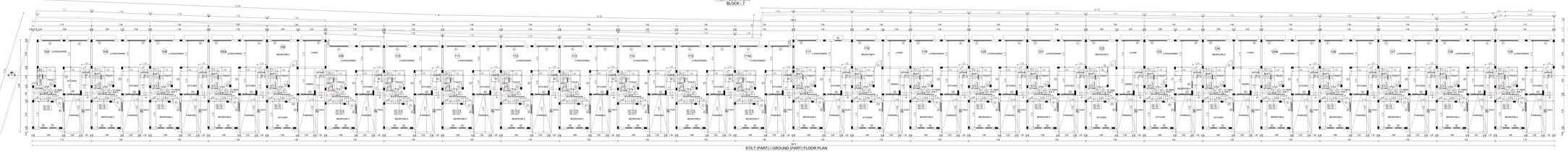

STILT (PART) / GROUND (PART) FLOOR PLAN
BLOCK - 7

SCHEDULE OF JOINERY:

TYPE	DESCRIPTION	WIDTH	HEIGHT
D	MAIN DOOR	1.05	2.10
D1	DOOR	0.75	2.10
D2	DOOR	0.90	2.10
D3	FLAT ACCESS DOOR	1.05	2.10
D4	DOOR / WINDOW	0.75+0.45	2.10
WINDOW			
W1	WINDOW	1.20	1.20
W2	WINDOW	0.60	1.20
W3	WINDOW	1.50	1.20
W4	WINDOW	0.90	1.20
W5	WINDOW	2.25	1.20
W6	WINDOW	0.45	1.20
W7	WINDOW	0.75	1.20
W8	TOILET WINDOW	1.80	0.60
W9	TOILET WINDOW	0.60	0.60
VENTILATOR			
V1	VENTILATOR	0.60	0.75
OPENING			
OP1	OPENING	1.05	2.10
OP2	OPENING	0.90	2.10
OP3	OPENING	0.90	1.20

SHEET NO : 09 / 21

REVISED PLAN SHOWING THE RESIDENTIAL NON-HIGH RISE GROUP DEVELOPMENT CONSISTS OF 18 BLOCKS: STILT FLOOR(PART)GROUND FLOOR(PART) + FIRST FLOOR, SECOND FLOOR (PART) TOTALLY 243 DWELLING UNITS BLOCK NO : 1B(2),1B HOUSE BLOCK), OF GROUND FLOOR + FIRST FLOOR+SECOND FLOOR WITH OPEN TERRACE WITH ATTACHED TOILET & DOOR COMPRISED IN SURVEY NOS: 404/1, 404/2, 405,406/1A, 406/1B,406/2,407/2A2, 407/2B2, 408/1A, 408/1B2, 408/2A, 408/2B2, 410/1A1, 410/1A2B,410/2, 410/3, 410/4, 414/1,414/2, 425/2B, 425/2C1, 425/2D1A, 425/2D2,425/2D2B,PADAPAI VILLAGE, KUNDRATHUR TALUK, KUNDRATHUR PANCHAYAT, KANCHIPURAM DISTRICT.

REFERENCE

EXISTING ROAD

SITE BOUNDARY

PROPOSED BUILDING

NOTE: ALL DIMENSIONS ARE IN " METER "

DRAWING TITLE :

BLOCK- 7
STILT(PART)GROUND, FIRST & TERRACE FLOOR PLAN, SECTION & ELEVATION

SCALE :- 1:100

SPECIFICATION:

FOUNDATION : ISOLATED FOUNDATION MIX M1 1:2:4
STRUCTURE : R.C.C. FRAMED COLUMNS MIX 1:2:4
SLABS : RCC REINFORCE CEMENT CONCRETE MIX 1:2:4
FLOORING : FLOORING CONCRETE IN C.C. 1:4:8 WIT FLOOR FINISHING WITH VITRIFIED TILES
PLASTERING : WALL OUTER PLASTER MIX 1:5,WALL INNER PLASTER MIX 1:4 CEILING PLASTER MIX 1:4
PAINTING : WALL OUTER WITH WHITE CEMENT PAINT & TWO COAT COLOR CEMENT PAINT
MASONRY : LIME BRICK ,ELLY CONCRETE BLOCK,CLAY
JOINERIES : ALL COUNTRY WOOD

APPLICANT / OWNER'S SIGNATURE :

For CASA GRAND FIRE Developers Pvt LTD.
Authorised Signatory

STRUCTURAL ENGINEER'S SIGNATURE :

Dr. J. SURESH, M.E.,M.E., Ph.D.
Structural Engineer,
Plot No. 15, Ground Floor, Mullai Street, Ullagaram, Chennai - 600 091.
Reg. No. ST/1/2024/12/1001A
Reg. No. 402/10/01/2024
Reg. No. CQ/2007/30/ST/1/ 2024/ 01/1005

ARCHITECT SIGNATURE :

K.P. LENIN, B.Arch.,
Registered Architect,
C.A. No. CA/2000/44966

121, Vallalarpuram "The Village"
Pillaiyar Koil Street, Kolathur,
Chennai - 99.
Ph. 9840 - 244 - 244
Email: architectlenin@yahoo.com

ELEVATION - A

SECTION - YY

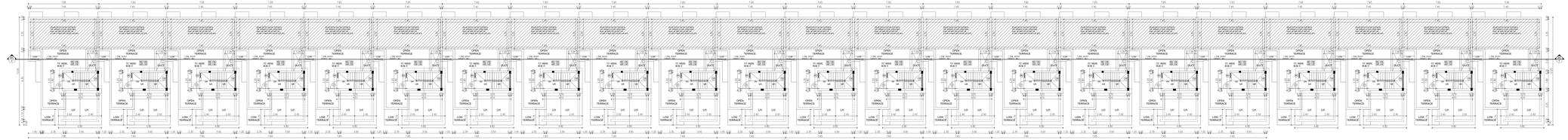

BLOCK -6 TERRACE FLOOR PLAN

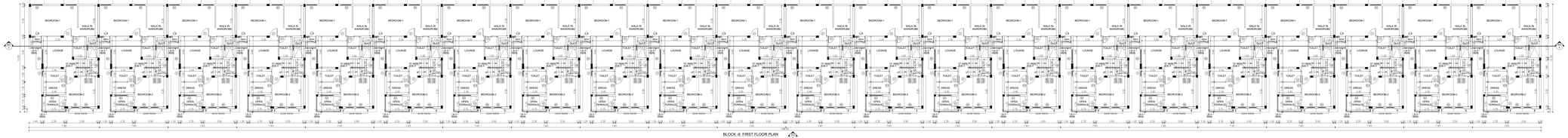

BLOCK -6 FIRST FLOOR PLAN

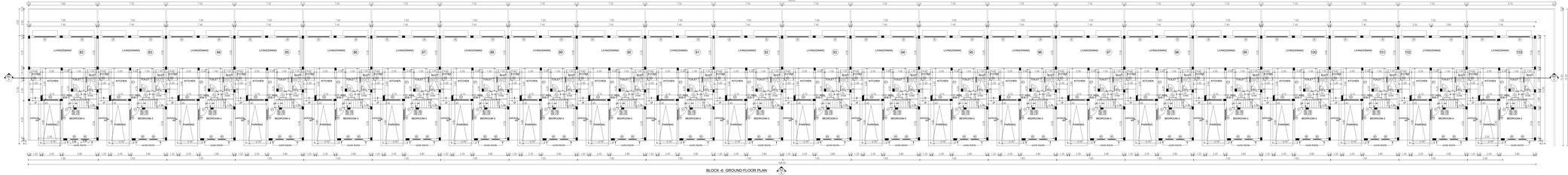

BLOCK -6 GROUND FLOOR PLAN

SCHEDULE OF JOINERY

TYPE	DESCRIPTION	WIDTH	HEIGHT
DOORS			
M1	MAIN DOOR	1.05	2.10
D	DOOR	0.92	2.10
T	DOOR	0.76	2.10
D1	FLUSH DOOR	0.92	2.10
D2	FLUSH DOOR	0.76	2.10
S	SLIDING WINDOW	0.45	2.00
WINDOWS			
W	WINDOW	2.40	1.20
W1	WINDOW	1.50	1.20
W2	WINDOW	1.20	1.20
W3	WINDOW	1.00	1.20
W4	WINDOW	0.90	1.20
W5	WINDOW	0.90	0.45
W6	WINDOW	0.60	1.20
SW	SLIDING WINDOW	1.40	1.20
KW1	KITCHEN WINDOW	1.75	0.60
VENTILATOR			
V1	VENTILATOR	0.60	0.90
OPENING			
OP1	OPENING	1.00	2.10
OP2	OPENING	0.75	2.10

SHEET NO : 06 / 21

REVISED PLAN SHOWING THE RESIDENTIAL NON-HIGH RISE GROUP DEVELOPMENT CONSISTS OF 18 BLOCKS- STILT FLOOR(PART)/GROUND FLOOR(PART) + FIRST FLOOR, SECOND FLOOR (PART) TOTALLY 243 DWELLING UNITS BLOCK NO - 1&CLUB HOUSE BLOCK), OF GROUND FLOOR + FIRST FLOOR+SECOND FLOOR WITH OPEN SWIMMING POOL IN GROUND FLOOR COMPRISED IN SURVEY NOS. 404/1, 404/2, 405,406/1A, 406/1B,406/ 2, 407/2A2, 407/2B2, 408/1A, 408/1B2, 408/2A, 408/2B2, 410/1A1, 410/1A2B,410/ 2, 410/3, 410/4, 414/1,414/ 2, 425/2B, 425/2C1, 425/2D1A, 425/2D2A,425/2D2B,PADAPAI VILLAGE, KUNDRATHUR TALUK, KUNDRATHUR PANCHAYAT, KANCHIPURAM DISTRICT.

REFERENCE

EXISTING ROAD

SITE BOUNDARY

PROPOSED BUILDING

NOTE: ALL DIMENSIONS ARE IN " METER "

DRAWING TITLE :

BLOCK- 6
STILT(PART)/GROUND, FIRST & TERRACE FLOOR PLAN, SECTION & ELEVATION

SCALE :- 1:100

SPECIFICATION:

FOUNDATION : ISOLATED FOUNDATION MIX 1:2:4
STRUCTURE :R.C.C. FRAMED COLUMNS AND BEAMS
ROOFS : REINFORCE CEMENT CONCRETE MIX 1:2:4
FLOORS : FLOORING CONCRETE IN C.C. 1:4:8 AND FLOOR FINISHING WITH VITRIFIED TILES
PLASTERING : BALL OUTER PLASTER MIX 1:5,WALL INNER PLASTER MIX 1:4
PAINTING : PLASTER WALL INNER PAINTING WITH 2 COAT WHITE CEMENT PAINT & TWO COAT COLOR CEMENT PAINT
FLOORING : LMC BRICK JELLY CONCRETE FLOOR SLAB
JOINERIES : ALL COUNTRY WOOD

APPLICANT / OWNER'S SIGNATURE :

For CASA GRANDE DEVELOPERS PVT. LTD.

Authorised Signatory

STRUCTURAL ENGINEER'S SIGNATURE :

Dr. J. SURESH, M.E., M.E., Ph.D.
Structural Engineer
Plot No. 555, VGP Lavender, Mullai Street,
Uthandi, Chennai - 600 119.
Reg. No. SE / U / 2024 / U / 0004
Reg. No. RSE/U/2023/0019
Reg. No. CGL/ZD/1/ SE / G-1/ 2024/ 01/ 005

ARCHITECT SIGNATURE :

K.P. LENIN, B.Arch.,
Architect-Principal,
C.A. Number: CA/2000/30888
Kalki Architecture "The Village"
Pillayar Koil Street, Thaiyur,
Chennai - 603 103.
Ph: 75500 04040
Email: architect.lenin@yahoo.com

FRONT ELEVATION
BLOCK - 5

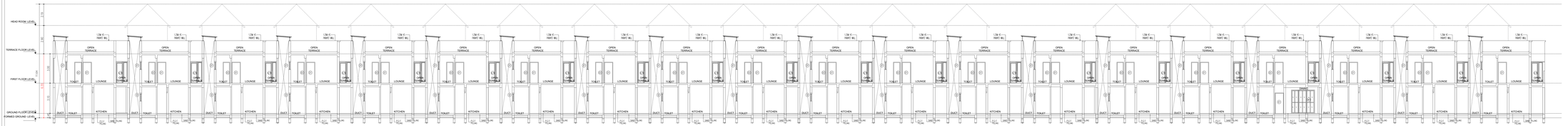

SECTION -YY
BLOCK - 5

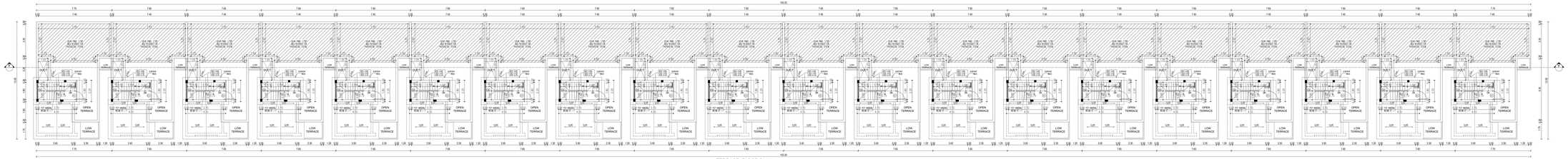

TERRACE FLOOR PLAN
BLOCK - 5

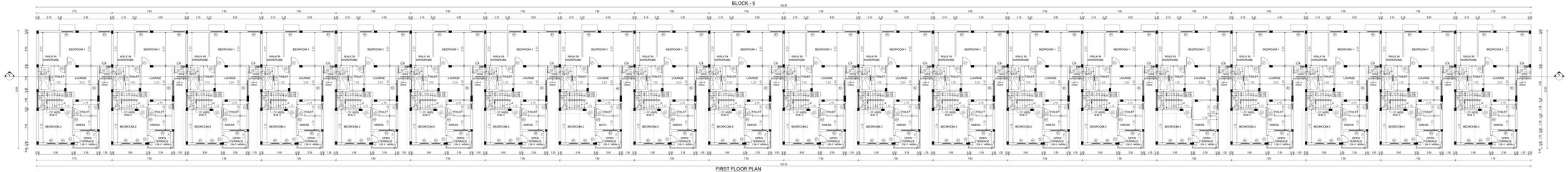

FIRST FLOOR PLAN

BLOCK - 5

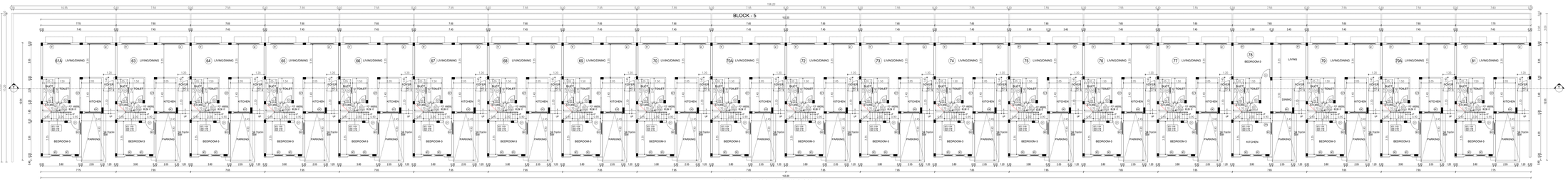

STILT (PART) / GROUND (PART) FLOOR PLAN
BLOCK - 5

SCHEDULE OF JOINERY

TYPE	DESCRIPTION	WIDTH	HEIGHT
DOORS			
M1	MAIN DOOR	1.05	2.10
D1	DOOR	0.90	2.10
D2	DOOR	0.75	2.10
TD	DUCT ACCESS DOOR	0.60	1.20
D/W	DOOR/ WINDOW	0.75+0.450	2.10
WINDOWS			
W1	WINDOW	2.40	2.40
W2	WINDOW	1.80	2.10
W3	WINDOW	1.50	2.02
W4	WINDOW	1.20	1.50
W5	WINDOW	0.90	1.35
W6	WINDOW	0.60	1.50
SW	STAIRCASE WINDOW	1.60	0.60
KW	KITCHEN WINDOW	1.75	0.60
VENTILATOR			
V1	VENTILATOR	0.60	0.75
OPENING			
OP1	OPENING	1.00	2.10
OP2	OPENING	0.75	2.10
OP4	OPENING	0.90	2.10

SHEET NO : 07 / 21

REVISED PLAN SHOWING THE RESIDENTIAL NON-HIGH RISE GROUP DEVELOPMENT CONSISTS OF 18 BLOCKS: STILT FLOOR(PART)/GROUND FLOOR(PART) + FIRST FLOOR, SECOND FLOOR (PART) TOTALLY 243 DWELLING UNITS BLOCK NO - 18(CLUB HOUSE BLOCK), OF GROUND FLOOR + FIRST FLOOR+SECOND FLOOR WITH OPEN WIMMING POOL IN GROUND FLOOR COMPRISED IN SURVEY NOS. 404/1, 404/2, 405,406/1A, 406/1B,406/ 2, 407/2A2, 407/2B2, 408/1A, 408/1B2, 408/2A, 408/2B2, 410/1A1, 410/1A2B,410/ 2, 410/3, 410/4, 414/1,414/ 2, 425/2B, 425/2C1, 425/2D1A, 425/2D2,425/2D2B,PADAPAI VILLAGE, KUNDRATHUR TALUK, KUNDRATHUR PANCHAYAT, KANCHIPURAM DISTRICT.

REFERENCE

EXISTING ROAD
SITE BOUNDARY
PROPOSED BULDING

NOTE: ALL DIMENSIONS ARE IN ' METER '

DRAWING TITLE : BLOCK- 5
STILT(PART)/GROUND, FIRST & TERRACE FLOOR PLAN, SECTION & ELEVATION

SCALE : 1:100

SPECIFICATION:

FOUNDATION : ISOLATED FOUNDATION MIX 1:2:4
STRUCTURE :R.C.C. FRAMED COLUMNS MIX 1:2:4
ROOFS : REINFORCE CEMENT CONCRETE MIX 1:2:4
FLOORING : FLOORING CONCRETE IN C.C. 1:4:8 MIX FLOOR FINISHING WITH VITRIFIED TILES
PLASTERING : WALL OUTER PLASTER MIX 1:5,WALL INNER PLASTER MIX 1:4
CEILING PLASTER MIX 1:3
PAINTING : ONE COAT WHITE CEMENT PAINT & TWO COAT COLOR CEMENT PAINT
FLOORING : LIME BRICK JELLY CONCRETE R.C.C.SLAB
JOINERIES: ALL COUNTRY WOOD

APPLICANT / OWNER'S SIGNATURE :

For CASA GRANDE ENGINEERING PVT. LTD.
Authorised Signatory

STRUCTURAL ENGINEER'S SIGNATURE :

Dr. J. SURESH, M.E., M.Tech., Ph.D.
Structural Engineer
Plot No. 55/5, VGP Layout, Mullai Street,
Uthandi, Chennai - 600 115.
Reg. No. SE / 1 / 2024 / 1 / 0014
Reg. No. RSE1/0038/2019
Reg. No. CBLDIST/ SE / G-1/ 2024/ 17/ 003

ARCHITECT SIGNATURE :

K.P. LENIN, B.Arch.,
Registered Architect,
C.A. No. CA/2009-65365
#12A, Hoshanagar "The Village"
Pallavaram - Thoraipakkam Bypass Road,
Chennai - 600 125.
Ph: 75500 55541
Email: architectlenin@yahoo.com

ELEVATION - A

SECTION - YY

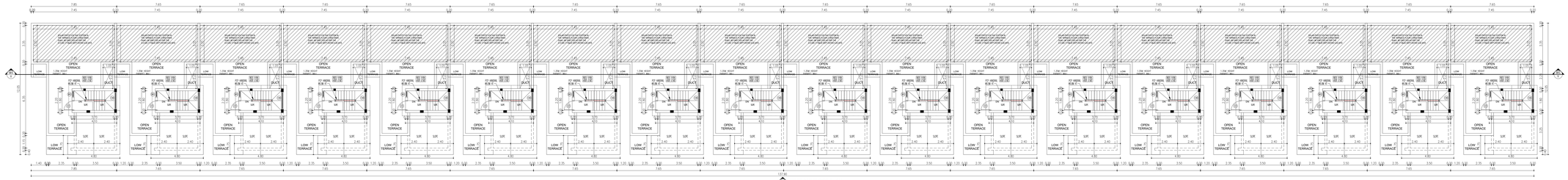

TERRACE FLOOR PLAN

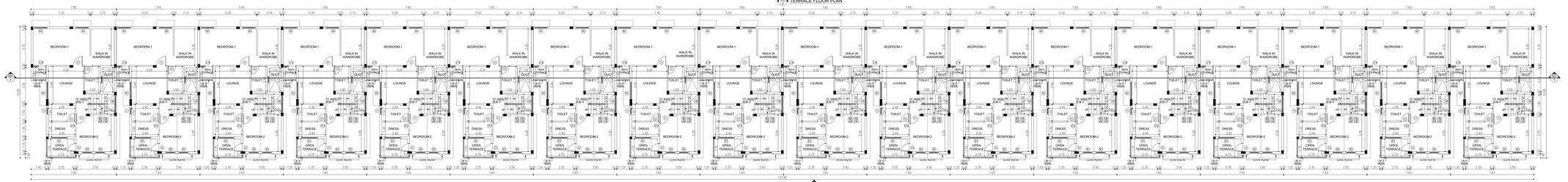

FIRST FLOOR PLAN

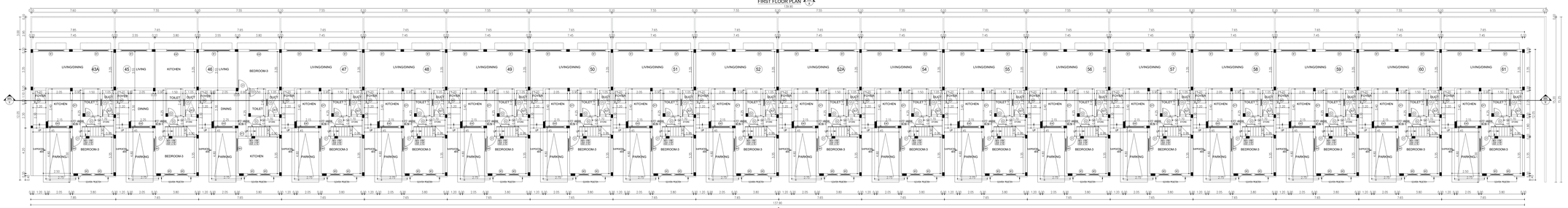

GROUND FLOOR PLAN

SCHEDULE OF JOINERY			
TYPE	DESCRIPTION	WIDTH	HEIGHT
DOORS			
MD	MAIN DOOR	1.05	2.10
D1	DOOR	0.90	2.10
D2	DOOR	0.75	2.10
D3	DOOR	0.90	2.10
D4	DOOR	0.60	2.10
D/W	D - DOOR	0.75	2.10
	W - WINDOW	0.45	2.00
WINDOWS			
W1	WINDOW	2.40	2.10
W	SUNROOF WINDOW	1.60	0.60
W2	WINDOW	1.60	1.80
W3	WINDOW	1.50	1.80
W4	WINDOW	1.20	1.80
W5	WINDOW	0.90	1.80
W6	WINDOW	0.60	1.80
KITCHEN WINDOW			
KW1	KITCHEN WINDOW	0.75	0.60
VENTILATOR			
V	VENTILATOR	0.60	0.60
V1	VENTILATOR	0.60	0.90
OPENING			
OP1	OPENING	1.00	2.10
OP2	OPENING	0.75	2.10
OP3	OPENING	0.90	2.10

SHEET NO : 06 / 21

REVISED PLAN SHOWING THE RESIDENTIAL NON-HIGH RISE GROUP DEVELOPMENT CONSISTS OF 18 BLOCKS: STILT FLOOR(PART)/GROUND FLOOR(PART) + FIRST FLOOR, SECOND FLOOR (PART) TOTALLY 243 DWELLING UNITS BLOCK NO - 18(CLUB HOUSE BLOCK). OF GROUND FLOOR + FIRST FLOOR+SECOND FLOOR WITH OPEN WIMMING POOL IN GROUND FLOOR COMPRISED IN SURVEY NOS. 404/1, 404/2, 405,406/1A, 406/1B,406/ 2, 407/2A2, 407/2B2, 408/1A, 408/1B2, 408/2A, 408/2B2, 410/1A1, 410/1A2B,410/ 2, 410/3, 410/4, 414/1,414/ 2, 425/2B, 425/2C1, 425/2D1A, 425/2D2,425/2D2B,PADAPAI VILLAGE, KUNDRATHUR TALUK, KUNDRATHUR PANCHAYAT, KANCHIPURAM DISTRICT.

REFERENCE

EXISTING ROAD

SITE BOUNDARY

PROPOSED BUILDING

NOTE: ALL DIMENSIONS ARE IN ' METER '

DRAWING TITLE :

BLOCK- 4
STILT(PART)/GROUND, FIRST & TERRACE FLOOR PLAN, SECTION & ELEVATION

SCALE :- 1:100

SPECIFICATION:

FOUNDATION : ISOLATED FOUNDATION MIX 1:2:4
STRUCTURE :R.C.C. FRAMED COLUMNS MIX 1:2:4
ROOFS : REINFORCE CEMENT CONCRETE MIX 1:2:4
FLOORING : FLOORING CONCRETE IN C.C. 1:4:8 MIX FLOOR FINISHING WITH MOSAIC TILES
PLASTERING : WALL OUTER PLASTER MIX 1:5,WALL INNER PLASTER MIX 1:4
CEILING PLASTER MIX 1:3
PAINTING : ONE COAT WHITE CEMENT PAINT & TWO COAT COLOR CEMENT PAINT
FLOORING : LIME BRICK JELLY CONCRETE R.C.C.SLAB.
JOINERIES : ALL COUNTRY WOOD

APPLICANT / OWNER'S SIGNATURE :

For CASA GRANDE CHENNEDEVELOPERS PVT. LTD.
Authorised Signatory

STRUCTURAL ENGINEER'S SIGNATURE :

Dr. J. SURESH, M.E., M.B., Ph.D.
Structural Engineer
Plot No. 55/5, VCP Layout, Mullai Street,
Urapakkam, Chennai - 600 119.
Reg. No. SE / I / 2024 / 2 / 0014
Reg. No. RGE/1003620/19
Reg. No. CGLD(ST)/ SE / Gr-I / 2024/ 07/ 005

ARCHITECT SIGNATURE :

K.P. LENIN, B.Arch.,
Registered Architect,
C.A. No. CA/2000/45080
#1/4A, Roomaapuri "The Village"
Pillaiyarkoil Street, Kovilambakkam,
Chennai - 600 116.
Ph: 75500 00041
Email: architectlenin@yahoo.com

N E S W

FRONT ELEVATION
BLOCK - 3

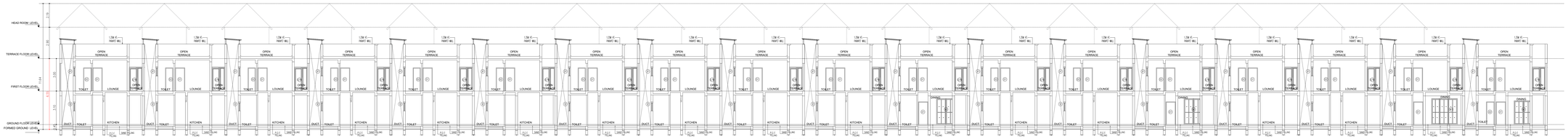

SECTION -YY
BLOCK - 3

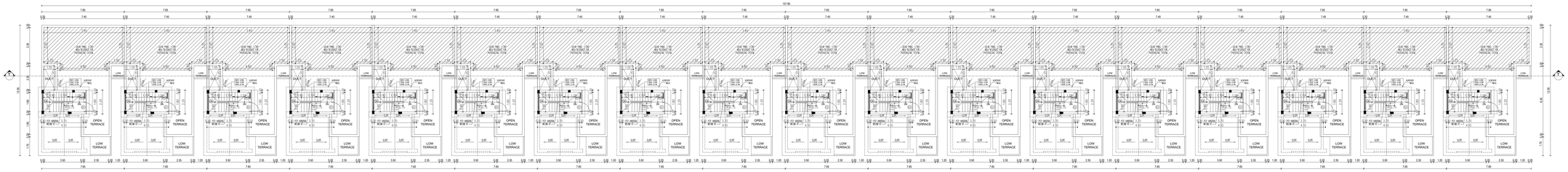

TERRACE FLOOR PLAN
BLOCK - 3

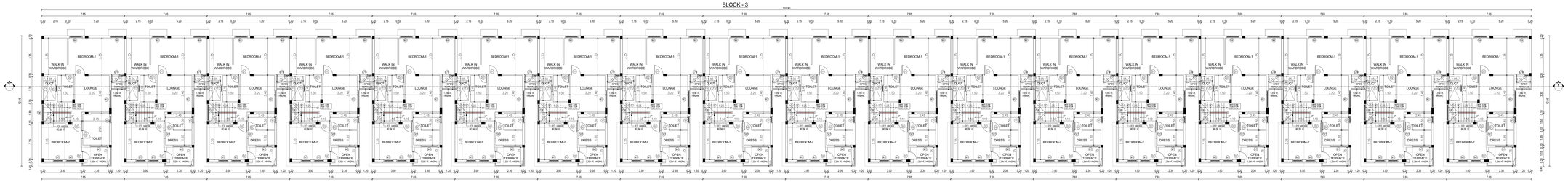

FIRST FLOOR PLAN
BLOCK - 3

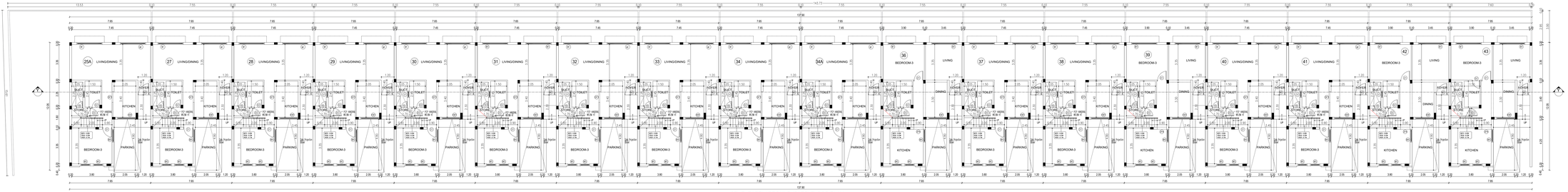

STILT (PART) / GROUND (PART) FLOOR PLAN
BLOCK - 3

SHEET NO : 05 / 21

REVISED PLAN SHOWING THE RESIDENTIAL NON-HIGH RISE GROUP DEVELOPMENT CONSISTS OF 18 BLOCKS: STILT FLOOR(PART)/GROUND FLOOR(PART) + FIRST FLOOR, SECOND FLOOR (PART) TOTALLY 243 DWELLING UNITS BLOCK NO - 18(CLUB HOUSE BLOCK), OF GROUND FLOOR + FIRST FLOOR+SECOND FLOOR WITH OPEN WIMMING POOL IN GROUND FLOOR COMPRISED IN SURVEY NOS. 404/1, 404/2, 405,406/1A, 406/1B,406/ 2, 407/2A2, 407/2B2, 408/1A, 408/1B2, 408/2A, 408/2B2, 410/1A1, 410/1A2B,410/ 2, 410/3, 410/4, 414/1,414/ 2, 425/2B, 425/2C1, 425/2D1A, 425/2D2,425/2D2B,PADAPAI VILLAGE, KUNDRATHUR TALUK, KUNDRATHUR PANCHAYAT, KANCHIPURAM DISTRICT.

REFERENCE

EXISTING ROAD
SITE BOUNDARY
PROPOSED BUILDING

NOTE: ALL DIMENSIONS ARE IN ' METER '

DRAWING TITLE :
BLOCK- 3
STILT(PART)/GROUND, FIRST & TERRACE FLOOR PLAN, SECTION & ELEVATION

SCALE :- 1:100

SPECIFICATION:

FOUNDATION : ISOLATED FOUNDATION MIX 1:2:4
STRUCTURE :R.C.C. FRAMED COLUMNS MIX 1:2:4
ROOFS : REINFORCE CEMENT CONCRETE MIX 1:2:4
FLOORING : FLOORING CONCRETE IN C.C. 1:4:8 MIX FLOOR FINISHING WITH MOSAIC TILES
PLASTERING : WALL OUTER PLASTER MIX 1:5,WALL INNER PLASTER MIX 1:4
CEILING PLASTER MIX 1:3
PAINTING : ONE COAT WHITE CEMENT PAINT & TWO COAT COLOR CEMENT PAINT
FLOORING : LIME BRICK JELLY CONCRETE
R.C.C.SLAB
JOINERIES : ALL COUNTRY WOOD

SCHEDULE OF JOINERY

TYPE	DESCRIPTION	WIDTH	HEIGHT
DOORS			
MD	MAIN DOOR	1.05	2.10
D1	DOOR	0.90	2.10
D2	DOOR	0.75	2.10
TD	TOILET ACCESS DOOR	0.60	2.00
D/W	DOOR/ WINDOW	0.75+0.45	2.10
WINDOWS			
W1	WINDOW	2.40	2.40
W2	WINDOW	1.60	2.10
W3	WINDOW	1.50	2.02
W4	WINDOW	1.20	1.50
W5	WINDOW	0.90	1.95
W6	WINDOW	0.60	1.50
S/W	STAIRCASE WINDOW	1.60	0.60
K/W	KITCHEN WINDOW	1.75	0.60
VENTILATOR			
V1	VENTILATOR	0.60	0.75
OPENING			
OP1	OPENING	1.00	2.10
OP2	OPENING	0.75	2.10
OP3	OPENING	1.80	2.10
OP4	OPENING	0.90	2.10

APPLICANT / OWNER'S SIGNATURE :

For CASA GRANDE CONSTRUCTIONS PVT. LTD.
Authorised Signatory

STRUCTURAL ENGINEER'S SIGNATURE :

Dr. J. SURESH, M.E., M.E., Ph.D.
Structural Engineer
Plot No. 55/5, VICP Layout, Mullai Street,
Uthandi, Chennai - 600 119.
Reg. No. SE / 1 / 2024 / 2 / 0014
Reg. No. RSE/1/2/3/2019
Reg. No. CGLDIST/ SE / Gr-1/ 2024/ 07/ 005

ARCHITECT SIGNATURE :

K.P. LENIN, B.Arch.,
Registered Architect,
C.A. No. CA/2000/45680
#12A, Highways "The Village"
Pillaiyar Koil Street, Porur, Chennai,
Chennai - 600 116.
Ph: 75500.55561
Email: architectlenin@yahoo.com

ELEVATION - A

SECTION - YY

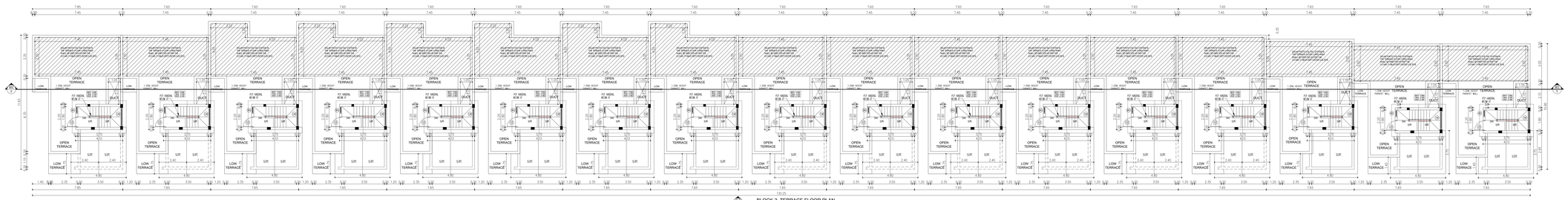

BLOCK-2 TERRACE FLOOR PLAN

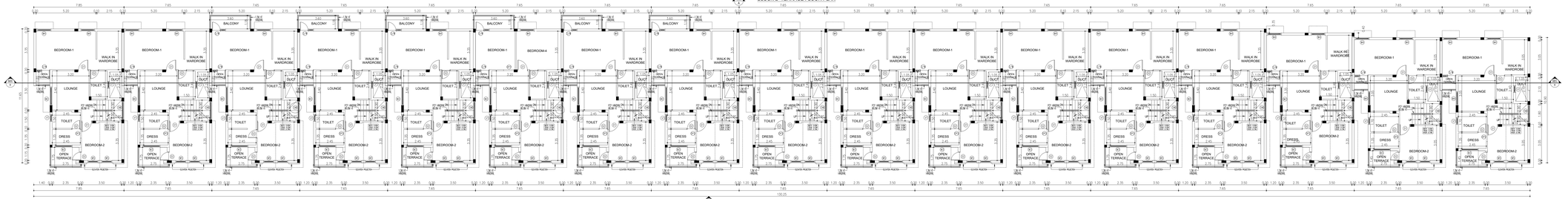

BLOCK-2 FIRST FLOOR PLAN

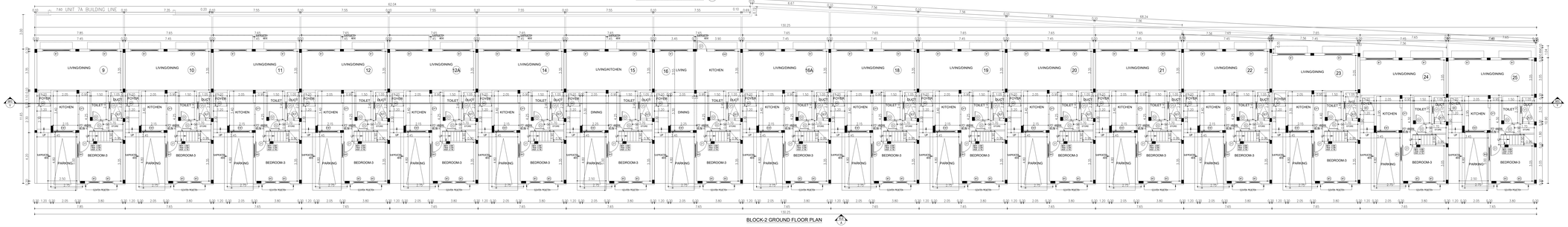

BLOCK-2 GROUND FLOOR PLAN

SCHEDULE OF JOINERY

TYPE	DESCRIPTION	WIDTH	HEIGHT
DOORS			
MD	MAIN DOOR	1.05	2.10
D1	DOOR	0.90	2.10
D2	DOOR	0.75	2.10
D3	DOOR	0.90	2.10
D4	DOOR	0.60	2.10
D/W D	- DOOR	0.75	2.10
	W - WINDOW	0.45	2.00
WINDOWS			
W1	WINDOW	2.40	2.10
SW	SKARSDALE WINDOW	1.60	0.60
W2	WINDOW	1.60	1.80
W3	WINDOW	1.50	1.80
W4	WINDOW	1.20	1.80
W5	WINDOW	0.90	1.80
W6	WINDOW	0.60	1.80
KITCHEN WINDOW			
KW1	KITCHEN WINDOW	0.75	0.60
VENTILATOR			
V	VENTILATOR	0.60	0.60
V1	VENTILATOR	0.60	0.90
OPENING			
OP3	OPENING	1.00	2.10
OP2	OPENING	0.75	2.10
OP3	OPENING	0.90	2.10

SHEET NO : 04 / 21

REVISED PLAN SHOWING THE RESIDENTIAL NON-HIGH RISE GROUP DEVELOPMENT CONSISTS OF 18 BLOCKS: STILT FLOOR(PART)GROUND FLOOR(PART) + FIRST FLOOR, SECOND FLOOR (PART) TOTALLY 243 DWELLING UNITS BLOCK NO - 18(CLUB HOUSE BLOCK), OF GROUND FLOOR + FIRST FLOOR+SECOND FLOOR WITH OPEN WIMMING POOL IN GROUND FLOOR COMPRISED IN SURVEY NOS. 404/1, 404/2, 405,406/1A, 406/1B,406/ 2, 407/2A2, 407/2B2, 408/1A, 408/1B2, 408/2A, 408/2B2, 410/1A1, 410/1A2B,410/ 2, 410/3, 410/4, 414/1,414/ 2, 425/2B, 425/2C1, 425/2D1A, 425/2D2,425/2D2B,PADAPAI VILLAGE, KUNDRATHUR TALUK, KUNDRATHUR PANCHAYAT, KANCHIPURAM DISTRICT.

REFERENCE

EXISTING ROAD

SITE BOUNDARY

PROPOSED BUILDING

NOTE: ALL DIMENSIONS ARE IN ' METER '

DRAWING TITLE : BLOCK- 2 STILT(PART)GROUND, FIRST & TERRACE FLOOR PLAN, SECTION & ELEVATION

SCALE :- 1:100

SPECIFICATION:

FOUNDATION : ISOLATED FOUNDATION MIX 1:2:4
STRUCTURE :R.C.C. FRAMED COLUMNS MIX 1:2:4
ROOFS : REINFORCE CEMENT CONCRETE MIX 1:2:4
FLOORING : FLOORING CONCRETE IN C.C. 1:4:8 MIX FLOOR FINISHING WITH MOSAIC TILES
PLASTERING : WALL OUTER PLASTER MIX 1:5,WALL INNER PLASTER MIX 1:4
CEILING PLASTER MIX 1:3
PAINTING : ONE COAT WHITE CEMENT PAINT & TWO COAT COLOR CEMENT PAINT
FLOORING : LIME BRICK JELLY CONCRETE R.C.C SLAB
JOINERIES :ALL COUNTRY WOOD

APPLICANT / OWNER'S SIGNATURE :

For CHAA GRANDE CHENNAI ENGINEERING PVT. LTD.
Authorised Signatory

STRUCTURAL ENGINEER'S SIGNATURE :

Dr. J. SURESH, M.E., M.E., Ph.D.
Structural Engineer
Plot No.: 55/5, VGP Lavout, Mullai Street,
Uthandi, Chennai - 600 119.
Reg. No. SE / 1 / 2024 / 2 / 0014
Reg. No. RSE/1003362/19
Reg. No. COLD/DIST/SE / G-I / 2024/ 07/ 005

ARCHITECT SIGNATURE :

K.P. LENIN, B.Arch.,
Architect/Architect,
C.A. No. CA/2000/45689
#12A, Homescape "The Village"
Pillaiyar Koil Street, Thalambur,
Chennai - 600 130.
Ph: 78300 05841
Email: architectlenin@yahoo.com

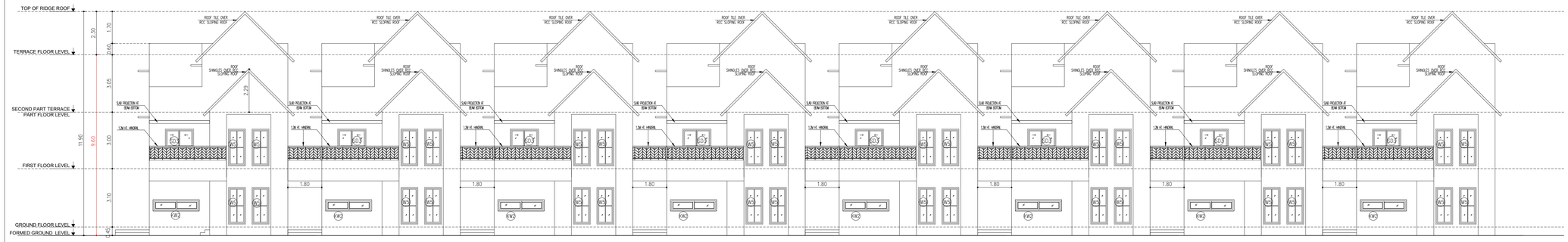

BLOCK - 1

FRONT SIDE ELEVATION

(ELEVATION - "A")

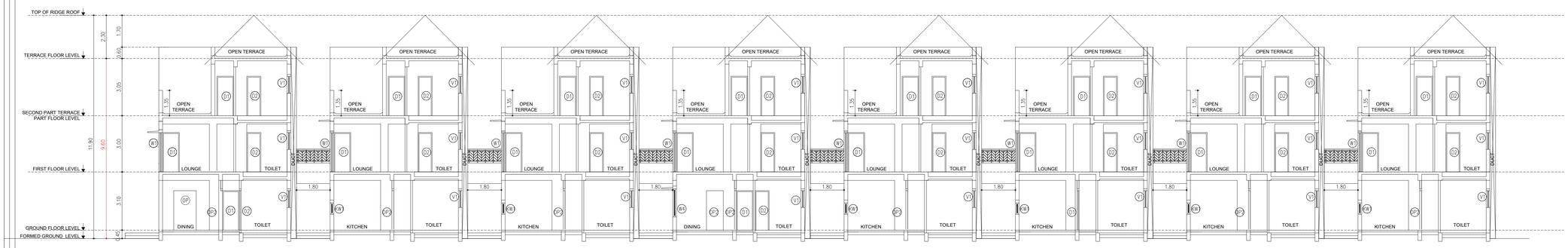

BLOCK - 1

SECTION - "X-X"

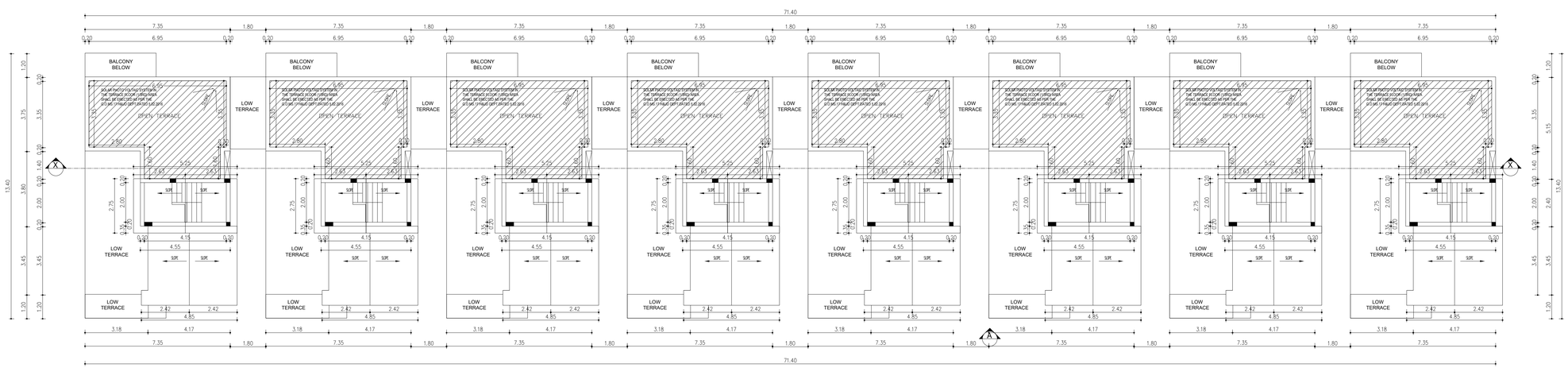

BLOCK - 1

TERRACE FLOOR PLAN

SHEET NO :	03 / 21

REVISED PLAN SHOWING THE RESIDENTIAL NON-HIGH RISE GROUP DEVELOPMENT CONSISTS OF 18 BLOCKS: STILT FLOOR(PART)/GROUND FLOOR(PART) + FIRST FLOOR, SECOND FLOOR (PART) TOTALLY 243 DWELLING UNITS BLOCK NO - 18(CLUB HOUSE BLOCK), OF GROUND FLOOR + FIRST FLOOR+SECOND FLOOR WITH OPEN WIMMING POOL IN GROUND FLOOR COMPRISED IN SURVEY NOS. 404/1, 404/2, 405,406/1A, 406/1B,406/ 2, 407/2A2, 407/2B2, 408/1A, 408/1B2, 408/2A, 408/2B2, 410/1A1, 410/1A2B,410/ 2, 410/3, 410/4, 414/1,414/ 2, 425/2B, 425/2C1, 425/2D1A, 425/2D2,425/2D2B,PADAPAI VILLAGE, KUNDRATHUR TALUK, KUNDRATHUR PANCHAYAT, KANCHIPURAM DISTRICT.

REFERENCE

EXISTING ROAD

SITE BOUNDARY

PROPOSED BUILDING

NOTE: ALL DIMENSIONS ARE IN ' METER '

DRAWING TITLE :

BLOCK- 1
TERRACE FLOOR PLAN, SECTION & ELEVATION

SCALE :- 1:100

SPECIFICATION:

FOUNDATION : ISOLATED FOUNDATION MIX 1:2:4
STRUCTURE :R.C.C. FRAMED COLUMNS MIX 1:2:4
ROOFS : REINFORCE CEMENT CONCRETE MIX 1:2:4
FLOORING : FLOORING CONCRETE IN C.C. 1:4:8 MIX FLOOR FINISHING WITH MOSAIC TILES
PLASTERING : WALL OUTER PLASTER MIX 1:5,WALL INNER PLASTER MIX 1:4
CEILING PLASTER MIX 1:3
PAINTING : ONE COAT WHITE CEMENT PAINT & TWO COAT COLOR CEMENT PAINT
FLOORING : LIME BRICK JELLY CONCRETE R.C.C.SLAB.
JOINERIES :ALL COUNTRY WOOD

APPLICANT / OWNER'S SIGNATURE :

For CASA GRANDE CIVIL ENGINEERING PVT. LTD.
Authorised Signatory

STRUCTURAL ENGINEER'S SIGNATURE :

Dr. J. SURESH, M.E., M.E., Ph.D.
Structural Engineer
Plot No. 555, VGP Layout, Mullai Street,
Urbandi, Chennai - 600 119.
Reg. No. SE/1/2024/2/0014
Reg. No. RSE100382019
Reg. No. CGLDIST/SE/Gr-I/2024/07/005

ARCHITECT SIGNATURE :

K.P. LENIN, B.Arch.,
Registered Architect,
C.A. No. CA/2009/45680

#12A, Roomscape "The Village"
Pillaiyar Kovil Street, Thalambur,
Chennai - 600 130.
Ph: 75500 55641
Emai: architectlenin@yahoo.com

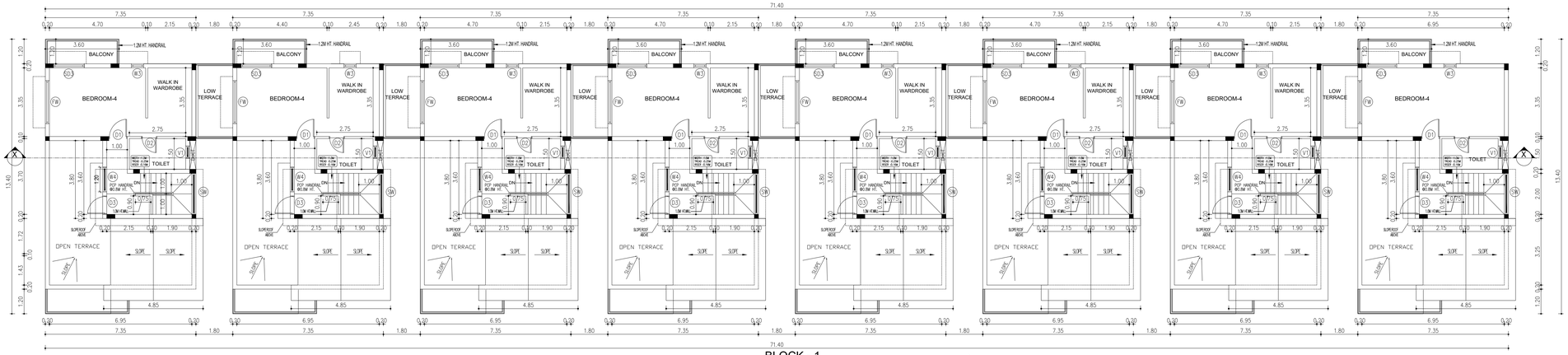

BLOCK - 1
SECOND (PART) / TERRACE (PART) FLOOR PLAN

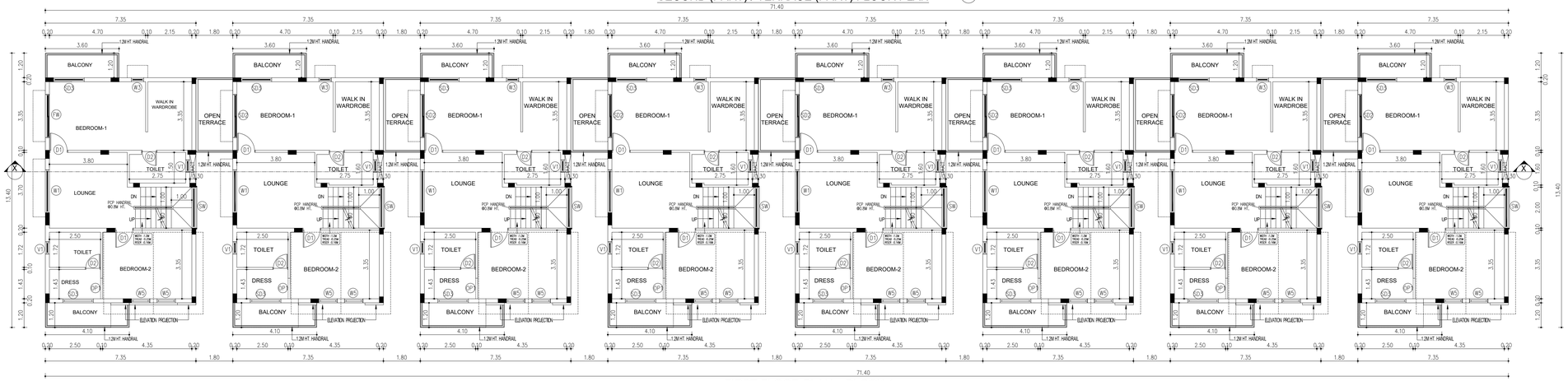

FIRST FLOOR PLAN BLOCK 1

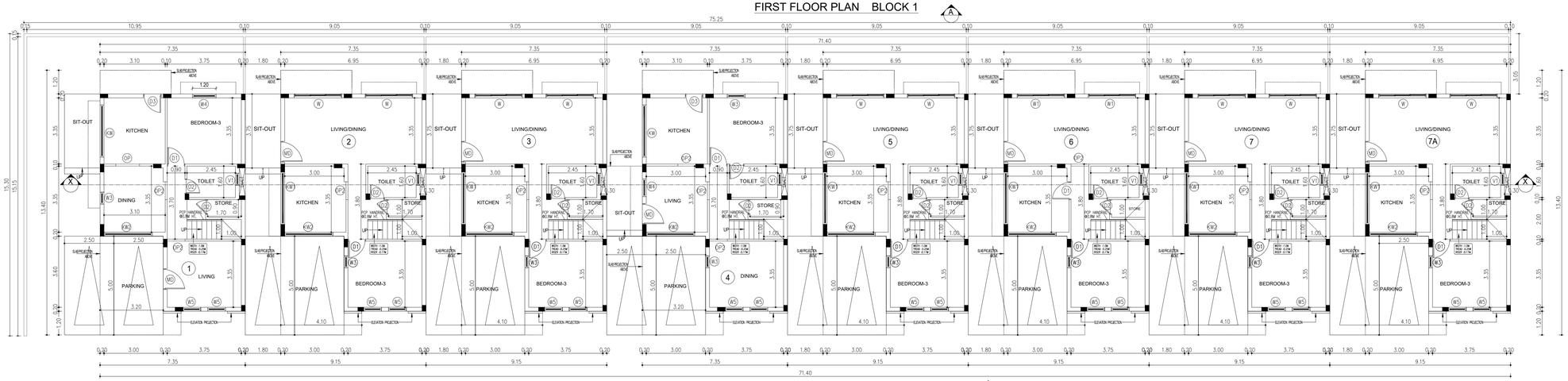

STILT (PART) / GROUND (PART) FLOOR PLAN
BLOCK - 1

SCHEDULE OF JOINERY

TYPE	DESCRIPTION	WIDTH	HEIGHT
DOORS			
MD	MAIN DOOR	1.05	2.10
D1	DOOR	0.90	2.10
D2	DOOR	0.75	2.10
D3	DOOR	0.90	2.10
SLIDING DOOR			
SD2	SLIDING DOOR	2.10	2.10
SD1	SLIDING DOOR	1.50	2.10
WINDOWS			
W	WINDOW	2.40	2.10
W1	WINDOW	2.10	2.10
W1	WINDOW	2.10	1.50
W3	WINDOW	0.90	1.50
W4	WINDOW	1.20	1.50
W5	WINDOW	0.90	1.35
SW	STAIRCASE WINDOW	2.00	0.60
KW	KITCHEN WINDOW	2.45	0.60
KW2	KITCHEN WINDOW	2.45	0.60
VENTILATOR			
V1	VENTILATOR	0.60	0.90
OPENING			
OP	OPENING	1.20	2.10
OP1	OPENING	1.00	2.10
OP2	OPENING	0.90	2.10

SHEET NO : 02 / 21

REVISED PLAN SHOWING THE RESIDENTIAL NON-HIGH RISE GROUP DEVELOPMENT CONSISTS OF 18 BLOCKS: STILT FLOOR(PART)/GROUND FLOOR(PART) + FIRST FLOOR, SECOND FLOOR (PART) TOTALLY 243 DWELLING UNITS BLOCK NO - 18(CLUB HOUSE BLOCK), OF GROUND FLOOR + FIRST FLOOR+SECOND FLOOR WITH OPEN WIMMING POOL IN GROUND FLOOR COMPRISED IN SURVEY NOS. 404/1, 404/2, 405,406/1A, 406/1B,406/ 2, 407/2A2, 407/2B2, 408/1A, 408/1B2, 408/2A, 408/2B2, 410/1A1, 410/1A2B,410/ 2, 410/3, 410/4, 414/1,414/ 2, 425/2B, 425/2C1, 425/2D1A, 425/2D2,425/2D2B,PADAPAI VILLAGE, KUNDRATHUR TALUK, KUNDRATHUR PANCHAYAT, KANCHIPURAM DISTRICT.

REFERENCE

EXISTING ROAD

SITE BOUNDARY

PROPOSED BUILDING

NOTE: ALL DIMENSIONS ARE IN ' METER '

DRAWING TITLE :

BLOCK- 1
STILT(PART)/GROUND, FIRST & SECOND (PART) TERRACE(PART) FLOOR PLANS

SCALE :- 1:100

SPECIFICATION:

FOUNDATION : ISOLATED FOUNDATION MIX 1:2:4
STRUCTURE :R.C.C. FRAMED COLUMNS MIX 1:2:4
ROOFS : REINFORCE CEMENT CONCRETE MIX 1:2:4
FLOORING : FLOORING CONCRETE IN C.C. 1:4:8 MIX FLOOR FINISHING WITH MOSAIC TILES
PLASTERING : WALL OUTER PLASTER MIX 1:5,WALL INNER PLASTER MIX 1:4
CEILING PLASTER MIX 1:3
PAINTING : ONE COAT WHITE CEMENT PAINT & TWO COAT COLOR CEMENT PAINT
FLOORING : LIME BRICK JELLY CONCRETE R.C.C.SLAB.
JOINERIES :ALL COUNTRY WOOD

APPLICANT / OWNER'S SIGNATURE :

For CASA GRANDE CIVIL ENGINEERING PVT. LTD.
Authorised Signatory

STRUCTURAL ENGINEER'S SIGNATURE :

Dr. J. SURESH, M.E., M.E., Ph.D.
Structural Engineer
Plot No. 555, VGP Layout, Mullai Street,
Uthandi, Chennai - 600 119.
Reg. No. SE/1/2024/2/0014
Reg. No. RSE100382019
Reg. No. CGLDIST/SE/Gr-I/2024/07/005

ARCHITECT SIGNATURE :

K.P. LENIN, B.Arch.,
Registered Architect,
C.A. No. CA/2009/45680
#12A, Roomscape "The Village"
Pillayar Kovil Street, Thallambur,
Chennai - 600 130.
Ph: 75500 55541
Emai: architectlenin@yahoo.com

SHEET NO : 01 / 20

REVISED PLAN SHOWING THE RESIDENTIAL NON-HIGH RISE GROUP DEVELOPMENT CONSISTS OF 18 BLOCKS: STILT FLOOR(PART)/GROUND FLOOR(PART) + FIRST FLOOR, SECOND FLOOR (PART) TOTALLY 243 DWELLING UNITS BLOCK NO - 18(CLUB HOUSE BLOCK), OF GROUND FLOOR + FIRST FLOOR+SECOND FLOOR WITH OPEN SWIMMING POOL IN GROUND FLOOR COMPRISED IN SURVEY NOS. 404/1, 404/2, 405,406/1A, 406/1B,406/ 2, 407/2A2, 407/2B2, 408/1A, 408/1B2, 408/2A,408/2B2, 410/1A1, 410/1A2B,410/ 2, 410/3, 410/4, 414/1,414/ 2, 425/2B,425/2C1, 425/2D1A, 425/2D2A,425/2D2B,PADAPAI VILLAGE, KUNDRATHUR TALUK, KUNDRATHUR PANCHAYAT,KANCHIPURAM DISTRICT.

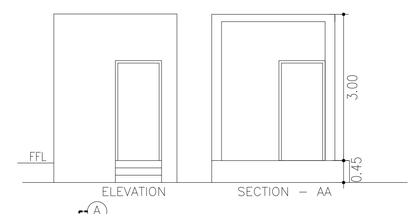

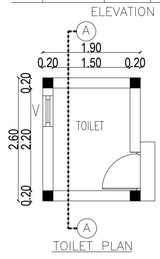

TOILET PLAN

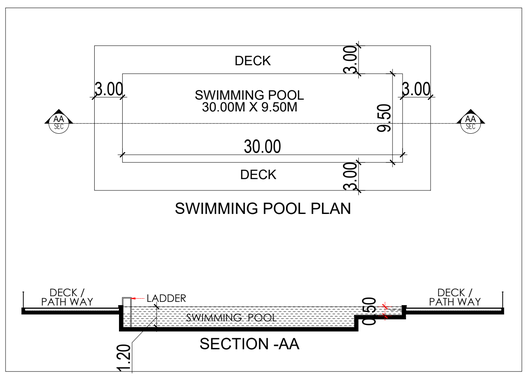

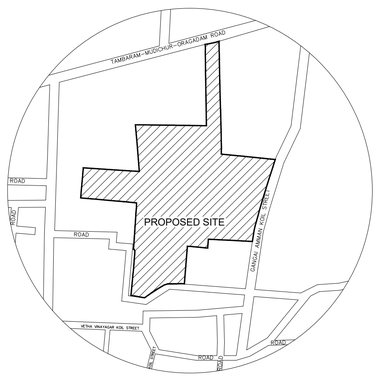

KEY PLAN
N.T.S

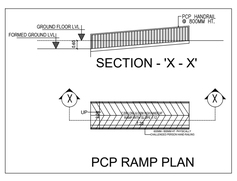

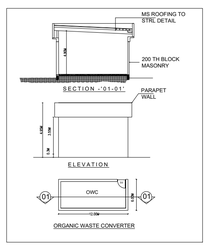

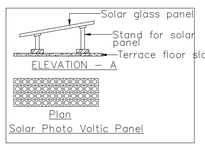

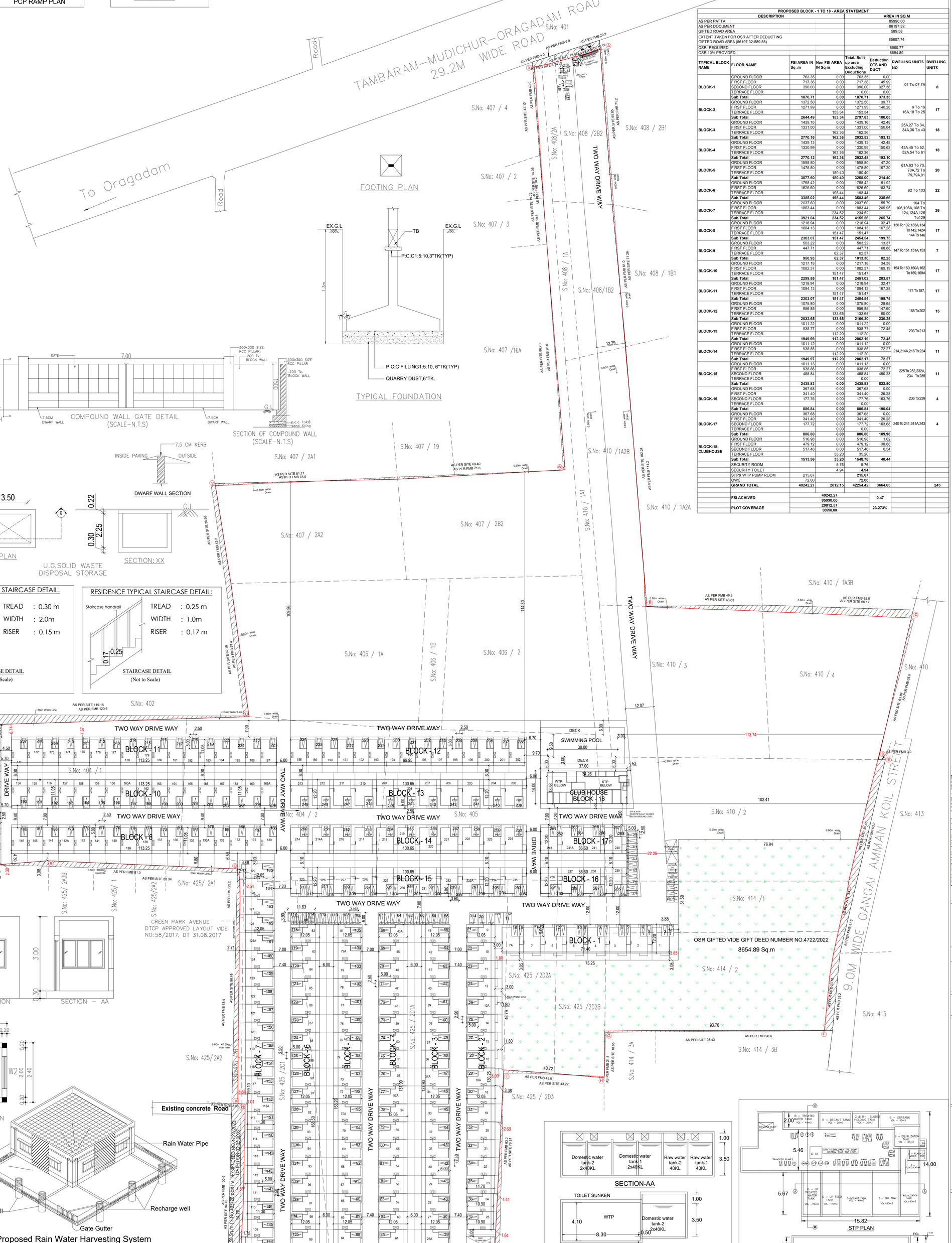

SITE PLAN

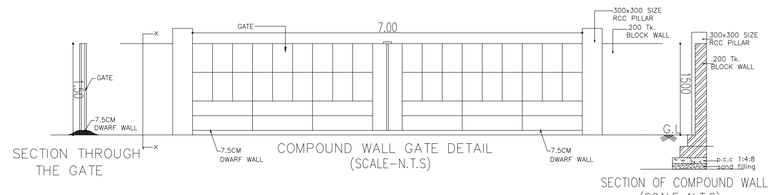

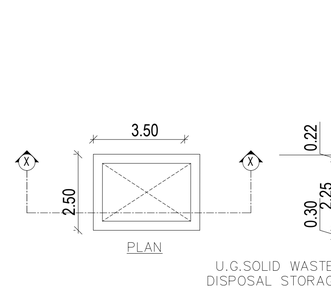

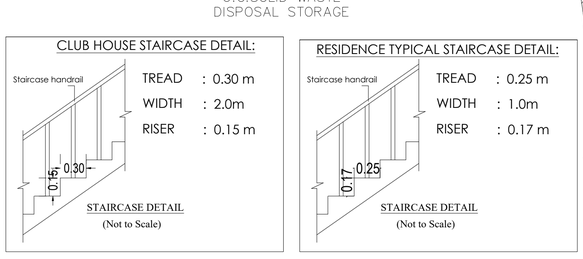

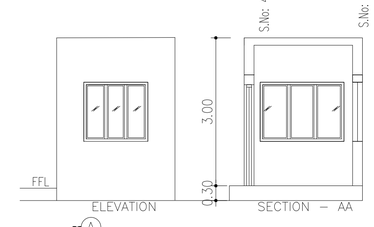

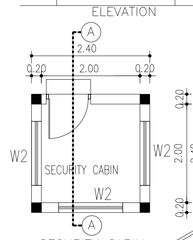

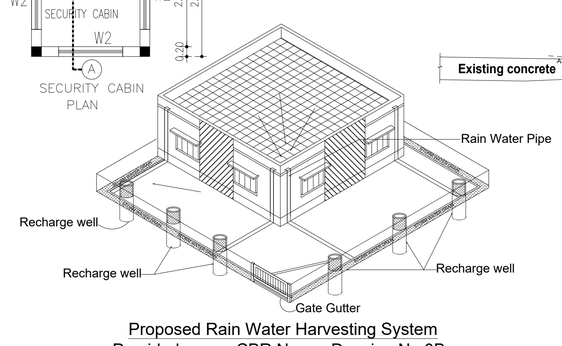

Proposed Rain Water Harvesting System
Provided as per CBR Norms Drawing No:3B
Not To Scale

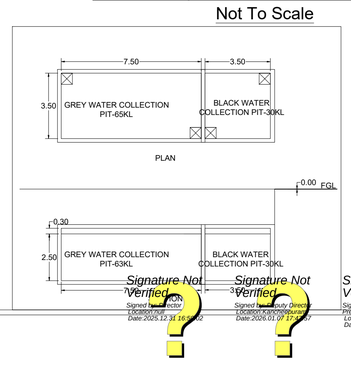

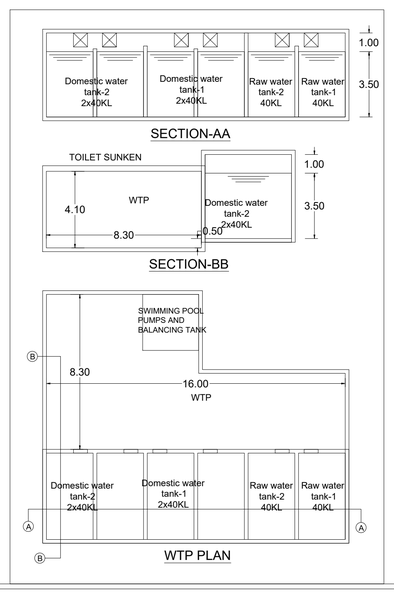

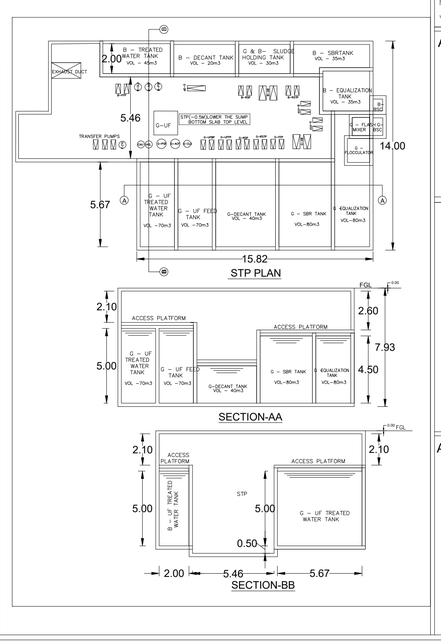

PROPOSED BLOCK - 1 TO 18 - AREA STATEMENT			
DESCRIPTION			AREA IN SQ.M
AS PER PATTA			85990.00
AS PER DOCUMENT			86197.32
GIFTED ROAD AREA			589.58
EXTENT TAKEN FOR OSR AFTER DEDUCTING GIFTED ROAD AREA (86197.32-589.58)			85607.74
OSR- REQUIRED			8560.77
OSR 10% PROVIDED			8654.89

TYPICAL BLOCK NAME	FLOOR NAME	FSI AREA IN Sq .m	Non FSI AREA IN Sq m	TotaL Built up area Excluding Deductions	Deduction OTS AND DUCT	DWELLING UNITS NO	DWELLING UNITS
BLOCK-1	GROUND FLOOR	763.35	0.00	763.35	0.00	01 To 07,7A	8
	FIRST FLOOR	717.36	0.00	717.36	45.99		
	SECOND FLOOR	390.00	0.00	390.00	327.36		
	TERRACE FLOOR		0.00	0.00	0.00		
	Sub Total	**1870.71**	**0.00**	**1870.71**	**373.35**		
BLOCK-2	GROUND FLOOR	1372.50	0.00	1372.50	39.77	9 To 16 16A,18 To 25	17
	FIRST FLOOR	1271.99	0.00	1271.99	140.28		
	TERRACE FLOOR		153.34	153.34			
	Sub Total	**2644.49**	**153.34**	**2797.83**	**180.05**		
BLOCK-3	GROUND FLOOR	1439.16	0.00	1439.16	42.48	25A,27 To 34, 34A,36 To 43	18
	FIRST FLOOR	1331.00	0.00	1331.00	150.64		
	TERRACE FLOOR		162.36	162.36			
	Sub Total	**2770.16**	**162.36**	**2932.52**	**193.12**		
BLOCK-4	GROUND FLOOR	1439.13	0.00	1439.13	42.48	43A,45 To 52, 52A,54 To 61	18
	FIRST FLOOR	1330.99	0.00	1330.99	150.62		
	TERRACE FLOOR		162.36	162.36			
	Sub Total	**2770.12**	**162.36**	**2932.48**	**193.10**		
BLOCK-5	GROUND FLOOR	1598.80	0.00	1598.80	47.20	61A,63 To 70, 70A,72 To 79,79A,81	20
	FIRST FLOOR	1478.80	0.00	1478.80	167.20		
	TERRACE FLOOR		180.40	180.40			
	Sub Total	**3077.60**	**180.40**	**3258.00**	**214.40**		
BLOCK-6	GROUND FLOOR	1758.42	0.00	1758.42	51.92	82 To 103	22
	FIRST FLOOR	1626.60	0.00	1626.60	183.74		
	TERRACE FLOOR		198.44	198.44			
	Sub Total	**3385.02**	**198.44**	**3583.46**	**235.66**		
BLOCK-7	GROUND FLOOR	2037.60	0.00	2037.60	55.79	104 To 106,106A,108 To 124,124A,126 To129	26
	FIRST FLOOR	1883.44	0.00	1883.44	209.95		
	TERRACE FLOOR		234.52	234.52			
	Sub Total	**3921.04**	**234.52**	**4155.56**	**265.74**		
BLOCK-8	GROUND FLOOR	1218.94	0.00	1218.94	32.47	130 To 132,133A,134 To 142,142A 144 To 146	17
	FIRST FLOOR	1084.13	0.00	1084.13	167.28		
	TERRACE FLOOR		151.47	151.47			
	Sub Total	**2303.07**	**151.47**	**2454.54**	**199.75**		
BLOCK-9	GROUND FLOOR	503.22	0.00	503.22	13.37	147 To 151,151A,153	7
	FIRST FLOOR	447.71	0.00	447.71	68.88		
	TERRACE FLOOR		62.37	62.37			
	Sub Total	**950.93**	**62.37**	**1013.30**	**82.25**		
BLOCK-10	GROUND FLOOR	1217.18	0.00	1217.18	34.38	154 To 160,160A,162 To 169,169A	17
	FIRST FLOOR	1082.37	0.00	1082.37	169.19		
	TERRACE FLOOR		151.47	151.47			
	Sub Total	**2299.55**	**151.47**	**2451.02**	**203.57**		
BLOCK-11	GROUND FLOOR	1218.94	0.00	1218.94	32.47	171 To 187,	17
	FIRST FLOOR	1084.13	0.00	1084.13	167.28		
	TERRACE FLOOR		151.47	151.47			
	Sub Total	**2303.07**	**151.47**	**2454.54**	**199.75**		
BLOCK-12	GROUND FLOOR	1075.80	0.00	1075.80	28.65	188 To 202	15
	FIRST FLOOR	956.85	0.00	956.85	147.60		
	TERRACE FLOOR		133.65	133.65	60.00		
	Sub Total	**2032.65**	**133.65**	**2166.30**	**236.25**		
BLOCK-13	GROUND FLOOR	1011.22	0.00	1011.22	0.00	203 To 213	11
	FIRST FLOOR	938.77	0.00	938.77	72.45		
	TERRACE FLOOR		112.20	112.20			
	Sub Total	**1949.99**	**112.20**	**2062.19**	**72.45**		
BLOCK-14	GROUND FLOOR	1011.12	0.00	1011.12	0.00	214,214A,216 To 224	11
	FIRST FLOOR	938.85	0.00	938.85	72.27		
	TERRACE FLOOR		112.20	112.20			
	Sub Total	**1949.97**	**112.20**	**2062.17**	**72.27**		
BLOCK-15	GROUND FLOOR	1011.13	0.00	1011.13	0.00	225 To 232,232A, 234 To 235	11
	FIRST FLOOR	938.88	0.00	938.88	72.27		
	SECOND FLOOR	488.84	0.00	488.84	450.23		
	TERRACE FLOOR		0.00	0.00			
	Sub Total	**2438.83**	**0.00**	**2438.83**	**522.50**		
BLOCK-16	GROUND FLOOR	367.68	0.00	367.68	0.00	236 To 239	4
	FIRST FLOOR	341.40	0.00	341.40	26.28		
	SECOND FLOOR	177.76	0.00	177.76	163.76		
	TERRACE FLOOR		0.00	0.00			
	Sub Total	**886.84**	**0.00**	**886.84**	**190.04**		
BLOCK-17	GROUND FLOOR	367.68	0.00	367.68	0.00	240 To 241,241A,243	4
	FIRST FLOOR	341.40	0.00	341.40	26.28		
	SECOND FLOOR	177.72	0.00	177.72	163.68		
	TERRACE FLOOR		0.00	0.00			
	Sub Total	**886.80**	**0.00**	**886.80**	**189.96**		
BLOCK-18-CLUBHOUSE	GROUND FLOOR	516.98	0.00	516.98	1.02		
	FIRST FLOOR	479.12	0.00	479.12	38.88		
	SECOND FLOOR	517.46	0.00	517.46	0.54		
	TERRACE FLOOR		35.20	35.20			
	Sub Total	**1513.56**	**35.20**	**1548.76**	**40.44**		
	SECURITY ROOM		5.76	5.76			
	SECURITY TOILET		4.94	**4.94**			
	STP& WTP PUMP ROOM	215.87		**215.87**			
	OWC	72.00		**72.00**			
	GRAND TOTAL	**40242.27**	**2012.15**	**42254.42**	**3664.65**		**243**
	FSI ACHIVED	**40242.27**			**0.47**		
		85990.00					
	PLOT COVERAGE	**20012.57**			**23.273%**		
		85990.00					

UNIT AREA STATEMENT - PROPOSED BLOCK- 1 TO 18					
BLOCK NAME	UNIT NAME	PLINTH AREA	AREA ABOVE 100SQM TO 200 SQM CAR	AREA ABOVE 200 SQM TO 300 SQM CAR	DWELLING UNITS
BLOCK-1	Row House -1	206.69	0	2	1
	Row House -2	206.69	0	2	1
	Row House -3	206.69	0	2	1
	Row House -4	206.69	0	2	1
	Row House -5	206.69	0	2	1
	Row House -6	206.69	0	2	1
	Row House -7	206.69	0	2	1
	Row House -7A	206.69	0	2	1
BLOCK-2	Row House -9	144.14	1	0	1
	Row House -10	142.06	1	0	1
	Row House -11	142.06	1	0	1
	Row House -12	142.06	1	0	1
	Row House -12A	142.06	1	0	1
	Row House -14	142.06	1	0	1
	Row House -15	142.06	1	0	1
	Row House -16	142.06	1	0	1
	Row House -16A	142.06	1	0	1
	Row House -18	142.06	1	0	1
	Row House -19	142.06	1	0	1
	Row House -20	142.06	1	0	1
	Row House -21	142.06	1	0	1
	Row House -22	142.12	1	0	1
	Row House -23	136.99	1	0	1
	Row House -24	133.11	1	0	1
	Row House -25	133.42	1	0	1
BLOCK-3	Row House -25A	144.14	1	0	1
	Row House -27	143.40	1	0	1
	Row House -28	143.40	1	0	1
	Row House -29	143.40	1	0	1
	Row House -30	143.40	1	0	1
	Row House -31	143.40	1	0	1
	Row House -32	143.40	1	0	1
	Row House -33	143.40	1	0	1
	Row House -34	143.40	1	0	1
	Row House -34A	143.40	1	0	1
	Row House -36	143.40	1	0	1
	Row House -37	143.40	1	0	1
	Row House -38	143.40	1	0	1
	Row House -39	143.40	1	0	1
	Row House -40	143.40	1	0	1
	Row House -41	143.40	1	0	1
	Row House -42	143.40	1	0	1
	Row House -43	144.15	1	0	1
BLOCK-4	Row House -43A	144.14	1	0	1
	Row House -46	142.06	1	0	1
	Row House -46	142.06	1	0	1
	Row House -47	142.06	1	0	1
	Row House -48	142.06	1	0	1
	Row House -49	142.06	1	0	1
	Row House -50	142.06	1	0	1
	Row House -51	142.06	1	0	1
	Row House -52	142.06	1	0	1
	Row House -52A	142.06	1	0	1
	Row House -54	142.06	1	0	1
	Row House -55	142.06	1	0	1
	Row House -56	142.06	1	0	1
	Row House -57	142.06	1	0	1
	Row House -58	142.06	1	0	1
	Row House -59	142.06	1	0	1
	Row House -60	142.06	1	0	1
	Row House -61	142.80	1	0	1
BLOCK-5	Row House -61A	144.14	1	0	1
	Row House -63	143.40	1	0	1
	Row House -64	143.40	1	0	1
	Row House -65	143.40	1	0	1
	Row House -66	143.40	1	0	1
	Row House -67	143.40	1	0	1
	Row House -68	143.40	1	0	1
	Row House -69	143.40	1	0	1
	Row House -70	143.40	1	0	1
	Row House -70A	143.40	1	0	1
	Row House -72	143.40	1	0	1
	Row House -73	143.40	1	0	1
	Row House -74	143.40	1	0	1
	Row House -75	143.40	1	0	1
	Row House -76	143.40	1	0	1
	Row House -77	143.40	1	0	1
	Row House -78	143.40	1	0	1
	Row House -79	143.40	1	0	1
	Row House -79A	143.40	1	0	1
	Row House -81	144.15	1	0	1
BLOCK-6	Row House -82	144.14	1	0	1
	Row House -83	142.06	1	0	1
	Row House -84	142.06	1	0	1
	Row House -85	142.06	1	0	1
	Row House -86	142.06	1	0	1
	Row House -87	142.06	1	0	1
	Row House -88	142.06	1	0	1
	Row House -89	142.06	1	0	1
	Row House -90	142.06	1	0	1
	Row House -91	142.06	1	0	1
	Row House -92	142.06	1	0	1
	Row House -93	142.06	1	0	1
	Row House -94	142.06	1	0	1
	Row House -95	142.06	1	0	1
	Row House -96	142.06	1	0	1
	Row House -97	142.06	1	0	1
	Row House -98	142.06	1	0	1
	Row House -99	142.06	1	0	1
	Row House -100	142.06	1	0	1
	Row House -101	142.06	1	0	1
	Row House -102	142.06	1	0	1
	Row House -103	142.80	1	0	1
BLOCK-7	Row House -104	139.64	1	0	1
	Row House -105	143.40	1	0	1
	Row House -106	143.40	1	0	1
	Row House - 106A	143.40	1	0	1
	Row House -108	143.43	1	0	1
	Row House -109	134.38	1	0	1
	Row House -110	134.32	1	0	1
	Row House -111	134.32	1	0	1
	Row House -112	134.32	1	0	1
	Row House -113	134.32	1	0	1
	Row House -114	134.32	1	0	1
	Row House -115	134.32	1	0	1
	Row House - 115A	134.38	1	0	1
	Row House -117	143.50	1	0	1
	Row House -118	143.40	1	0	1
	Row House -119	143.40	1	0	1
	Row House -120	143.40	1	0	1
	Row House -121	143.40	1	0	1
	Row House -122	143.40	1	0	1
	Row House -123	143.40	1	0	1
	Row House -124	143.40	1	0	1
	Row House - 124A	143.40	1	0	1
	Row House -126	143.40	1	0	1
	Row House -127	143.40	1	0	1
	Row House -128	143.40	1	0	1
	Row House -129	144.15	1	0	1
BLOCK-8	Row House -130	126.77	1	0	1
	Row House -131	124.19	1	0	1
	Row House -132	124.19	1	0	1
	Row House -133	124.19	1	0	1
	Row House - 133A	124.19	1	0	1
	Row House -135	124.19	1	0	1
	Row House -136	124.19	1	0	1
	Row House -137	124.19	1	0	1
	Row House -138	124.19	1	0	1
	Row House -139	124.19	1	0	1
	Row House -140	124.19	1	0	1
	Row House -141	124.19	1	0	1
	Row House -142	124.19	1	0	1
	Row House - 142A	124.19	1	0	1
	Row House -144	124.19	1	0	1
	Row House -145	124.19	1	0	1
	Row House -146	125.12	1	0	1
BLOCK-9	Row House -147	125.12	1	0	1
	Row House -148	124.19	1	0	1
	Row House -149	124.19	1	0	1
	Row House -150	124.19	1	0	1
	Row House -151	124.19	1	0	1
	Row House - 151A	124.19	1	0	1
	Row House -153	126.77	1	0	1
BLOCK-10	Row House -154	125.12	1	0	1
	Row House -155	124.19	1	0	1
	Row House -156	123.96	1	0	1
	Row House -157	124.19	1	0	1
	Row House -158	124.19	1	0	1
	Row House -159	124.19	1	0	1
	Row House -160	124.18	1	0	1
	Row House - 160A	124.19	1	0	1
	Row House -162	124.19	1	0	1
	Row House -163	124.19	1	0	1
	Row House -164	124.19	1	0	1
	Row House -165	124.19	1	0	1
	Row House -166	124.19	1	0	1
	Row House -167	124.19	1	0	1
	Row House -168	124.19	1	0	1
	Row House -169	124.19	1	0	1
	Row House - 169A	124.99	1	0	1
BLOCK-11	Row House -171	125.12	1	0	1
	Row House -172	124.19	1	0	1
	Row House -173	124.19	1	0	1
	Row House -174	124.19	1	0	1
	Row House -175	124.19	1	0	1
	Row House -176	124.19	1	0	1
	Row House -177	124.19	1	0	1
	Row House -178	124.19	1	0	1
	Row House -179	124.19	1	0	1
	Row House -180	124.19	1	0	1
	Row House -181	124.19	1	0	1
	Row House -182	124.19	1	0	1
	Row House -183	124.19	1	0	1
	Row House -184	124.19	1	0	1
	Row House -185	124.19	1	0	1
	Row House -186	124.19	1	0	1
	Row House -187	126.77	1	0	1
BLOCK-12	Row House -188	125.12	1	0	1
	Row House -189	124.18	1	0	1
	Row House -190	124.18	1	0	1
	Row House -191	124.18	1	0	1
	Row House -192	124.18	1	0	1
	Row House -193	124.18	1	0	1
	Row House -194	124.18	1	0	1
	Row House -195	124.18	1	0	1
	Row House -196	124.18	1	0	1
	Row House -197	124.18	1	0	1
	Row House -198	124.18	1	0	1
	Row House -199	124.18	1	0	1
	Row House -200	124.18	1	0	1
	Row House -201	124.19	1	0	1
	Row House -202	126.77	1	0	1
BLOCK-13	Row House -203	153.62	1	0	1
	Row House -204	153.62	1	0	1
	Row House -205	153.62	1	0	1
	Row House -206	153.62	1	0	1
	Row House -207	153.62	1	0	1
	Row House -208	153.62	1	0	1
	Row House -209	153.62	1	0	1
	Row House -210	153.62	1	0	1
	Row House -211	153.62	1	0	1
	Row House -212	153.62	1	0	1
	Row House -213	153.62	1	0	1
	Row House -214	153.62	1	0	1
BLOCK-14	Row House - 214A	153.62	1	0	1
	Row House -216	153.62	1	0	1
	Row House -217	153.62	1	0	1
	Row House -218	153.62	1	0	1
	Row House -219	153.62	1	0	1
	Row House -220	153.62	1	0	1
	Row House -221	153.62	1	0	1
	Row House -222	153.62	1	0	1
	Row House -223	153.62	1	0	1
	Row House -224	153.62	1	0	1
BLOCK-15	Row House -225	198.06	1	0	1
	Row House -226	198.06	1	0	1
	Row House -227	198.06	1	0	1
	Row House -228	198.06	1	0	1
	Row House -229	198.06	1	0	1
	Row House -230	198.06	1	0	1
	Row House -231	198.06	1	0	1
	Row House -232	198.06	1	0	1
	Row House -233	198.06	1	0	1
	Row House -234	198.06	1	0	1
	Row House -235	198.06	1	0	1
	Row House -236	198.06	1	0	1
BLOCK-16	Row House -237	198.06	1	0	1
	Row House -238	198.06	1	0	1
	Row House -239	198.06	1	0	1
	Row House -240	198.06	1	0	1
BLOCK-17	Row House -241	198.06	1	0	1
	Row House -242	198.06	1	0	1
	Row House -243	198.06	1	0	1
	Row House SUB TOTAL		235	16	243
	Row House TOTAL CAR PARKING			251	
	VISITORS CAR PARKING			26	
	BLOCK- 18 CLUB HOUSE			16	
	TOTAL CARPARKING			293	

PROPOSED BLOCK - 1 TO 18
PARKING REQUIREMENT DETAILS

PARKING CATEGORY	DWELLING UNITS &	CARS REQUIRED
RESIDENTIAL - 100 to 200	235	235
RESIDENTIAL - 200 to 300	8	16
TOTAL	243	251
10% VISITORS PARKING		26
REQUIRED PARKING		277
CLUBHOUSE PARKING		16
TOTAL REQUIRED PARKING		293

PROPOSED BLOCK - 1 TO 18
PARKING STATEMENT

DESCRIPTION	REQUIRED		PROVIDED
CAR PARKING REQUIRED	225	251	244
PHP PARKING (10% OF REQ.)	26		27
10% VISITORS PARKING	26		27
CAR PARKING	**277**		**298**
CLUBHOUSE CAR PARKING	16		16
TOTAL CAR PARKING	**293**		**314**
TWO WHEELER	0		0
PHP TWO WHEELER	2		3
TOTAL TWO WHEELER PARKING	**2**		**3**

REFERENCE

EXISTING ROAD

SITE BOUNDARY

PROPOSED BUILDING

NOTE: ALL DIMENSIONS ARE IN ' METER '

DRAWING TITLE :

SITE PLAN

SCALE :- 1:600

SPECIFICATION:

FOUNDATION : ISOLATED FOUNDATION MIX 1:2:4
STRUCTURE :R.C.C. FRAMED COLUMNS MIX 1:2:4
ROOFS : REINFORCE CEMENT CONCRETE MIX 1:2:4
FLOORING : FLOORING CONCRETE IN C.C. 1:4:8 MIX FLOOR FINISHING WITH MOSAIC TILES
PLASTERING : WALL OUTER PLASTER MIX 1:5,WALL INNER PLASTER MIX 1:4 CEILING PLASTER MIX 1:3
PAINTING : ONE COAT WHITE CEMENT PAINT & TWO COAT COLOR CEMENT PAINT
FLOORING : LIME BRICK JELLY CONCRETE R.C.C.SLAB.
JOINERIES :ALL COUNTRY WOOD

APPLICANT / OWNER'S SIGNATURE :

For CASA GRANDE CIVIL ENGINEERING PVT. LTD.
Authorised Signatory

STRUCTURAL ENGINEER'S SIGNATURE :

Dr. J. SURESH, M.E., M.E., Ph.D.
Structural Engineer
Plot No. 555, VG