REFERENCE
001/2026

ISSUED
16 April 2026

PP APPROVAL RECORD

Planning Permission

Kancheepuram district, Tamil Nadu

APPROVAL TYPE
Building Plan

ISSUING AUTHORITY
Rural Panchayat

The approval as the planning authority issued it, reproduced in full behind this page.

An approval speaks to what was sanctioned, not to what was built. Completion is a separate record.

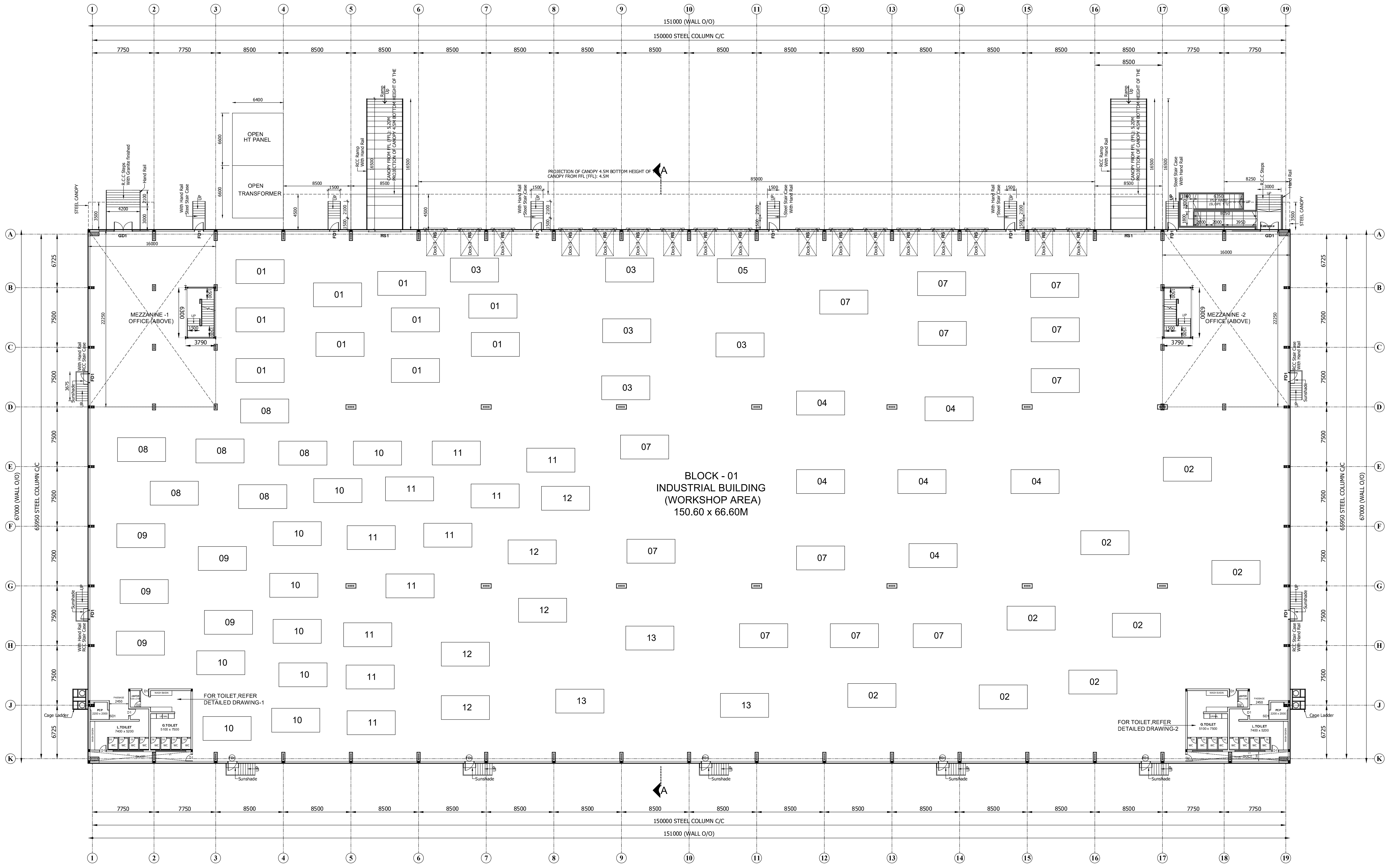
151000 (WALL O/O)
150000 STEEL COLUMN C/C
7750
8500
OPEN HT PANEL
OPEN TRANSFORMER
6400
RCC Ramp
PROJECTION OF CANOPY 4.5M BOTTOM HEIGHT OF CANOPY FROM FFL (FFL): 4.5M
STEEL CANOPY
R.C.C Steps
Steel Stair Case With Hand Rail
GD1
FD
RS1
MEZZANINE -1 OFFICE (ABOVE)
MEZZANINE -2 OFFICE (ABOVE)
16000
3790
BLOCK - 01
INDUSTRIAL BUILDING
(WORKSHOP AREA)
150.60 x 66.60M
67000 (WALL O/O)
65950 STEEL COLUMN C/C
6725
7500
FOR TOILET.REFER DETAILED DRAWING-1
FOR TOILET.REFER DETAILED DRAWING-2
Cage Ladder
Sunshade
A
B
C
D
E
F
G
H
J
K
1
2
3
4
5
6
7
8
9
10
11
12
13
14
15
16
17
18
19

GROUND FLOOR PLAN

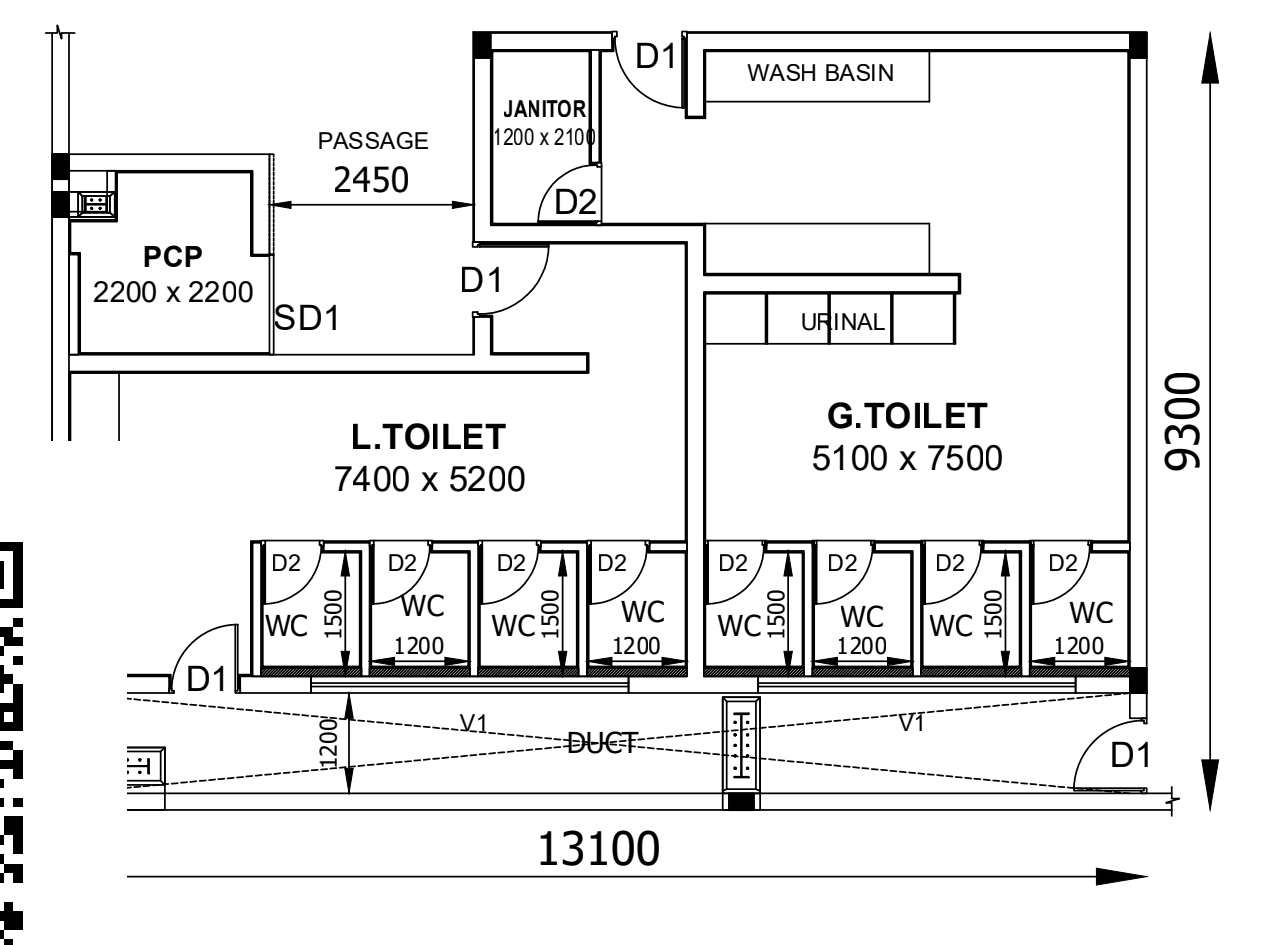
PASSAGE
2450
JANITOR
WASH BASIN
PCP
2200 x 2200
SD1
D1
D2
URINAL
L.TOILET
7400 x 5200
G.TOILET
5100 x 7500
WC
1200
V1
DUCT
9300
13100

TOILET DETAIL - 1

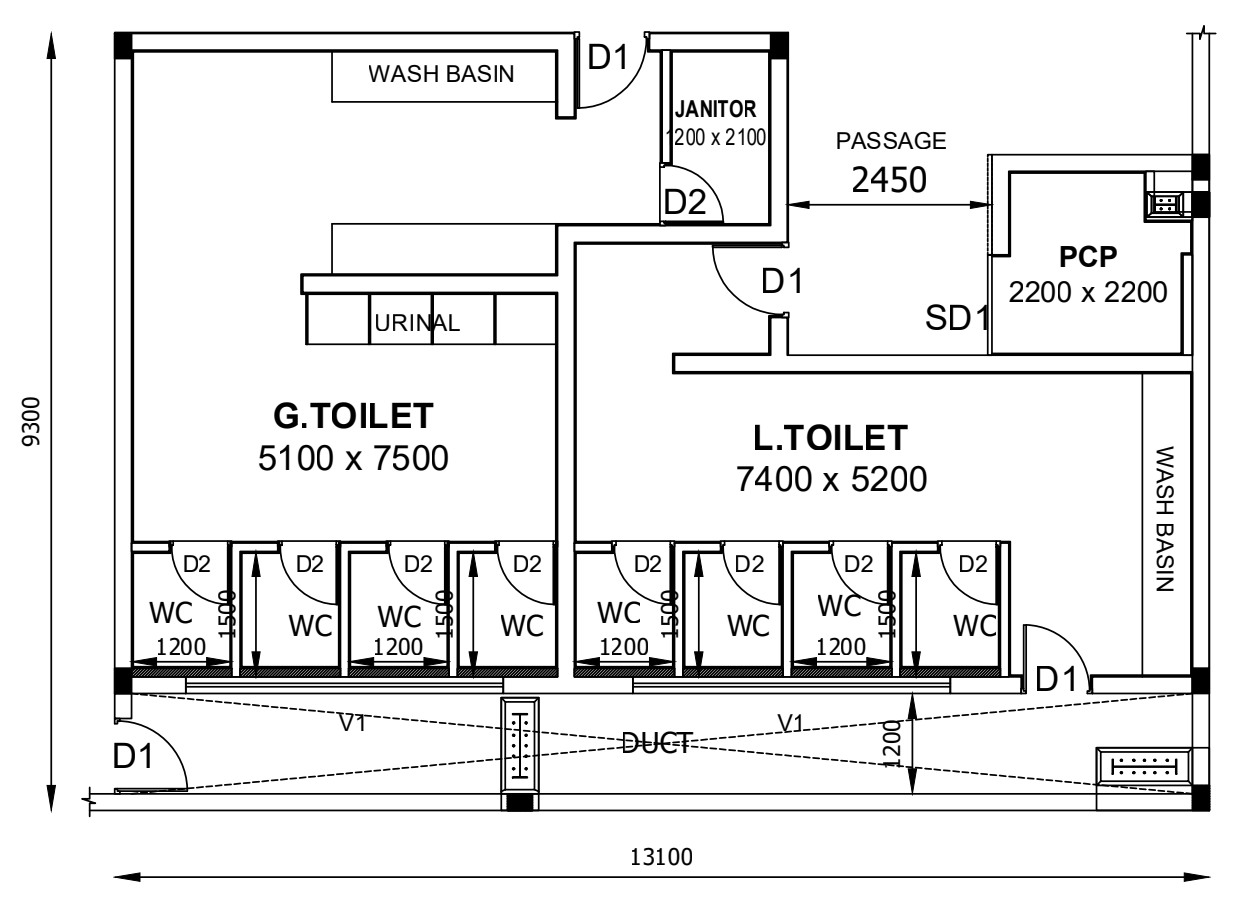
WASH BASIN
JANITOR
PASSAGE
2450
PCP
2200 x 2200
SD1
D1
D2
G.TOILET
5100 x 7500
L.TOILET
7400 x 5200
WC
1200
V1
DUCT
9300
13100

TOILET DETAIL - 2

SANITATION DETAILS:-

TOTAL NUMBER OF MALE = 100 NOS

TOTAL NUMBER OF FEMALE = 50 NOS

S NO.	SANITARY UNIT	REQUIRED	PROVIDED
1.	WATER CLOSET	10 Nos	16 Nos
2.	ABLUTION TAPS	10 Nos	16 Nos
3.	URINALS	05 Nos	08 Nos
4.	WASH BASINS	10 Nos	16 Nos
5.	BATHS	-	-
6.	DRINKING WATER FOUNTAINS	01 Nos	01 Nos
7.	CLEANER’S SINK	01 Nos	01 Nos

BLOCK - 1

SHEET NO: 01 / 17

PLAN SHOWING THE PROPOSED CONSTRUCTION OF INDUSTRIAL BUILDING IN S.F.NO: 265/1A,1B1, 1B2, 2A, 2B1, 2B2, 3A, 3B1, 3B2, 3B3; 267/1B; 270/3B2B, 3C1,3C2, 3D, 5, 6, 7; 307/1A, 2, 3A, 3B; 308; 309/1, 2A1, 2A2, 2B, 3A, 3B, 4, 5, 6, 7, 8, 9,10, 11, 12A, 12B,12C,12D; 310/1A1B, 1A2 KILAIY VILLAGE, SRIPERUMBUDUR TALUK, KANCHEEPURAM DISTRICT. MANUFACTURING OF "(LIGHT AND HEAVY ENGINEERING/ MANUFACTURING / ASSEMBLING PARK / INDUSTRIAL STORAGE) " INDUSTRY CLASSIFIED AS "ORANGE"

NOTE : ALL DIMENSIONS AREA IN METER

SPECIFICATION :

FOUNDATION	:	RCC 1:11/2:3 M25 Concrete Column footing Laid Over sand filling and PCC 1:4:8.
RCC WORK	:	All Column, Beams, Roof Slab, Lintel,& Sunshade are in CC 1:11/2:3(M-25)
BRICKWORK	:	B.W in Basement & Superstructure are in CM 1:5.
JOINERY	:	Joineries are made with Steel (or) first class teak wood.
WEATHERING COURSE	:	9" x 9" Pressed Tiles laid over the Brick Jelly with Lime mortor and sloped with water proofing compound.
PLASTERING	:	Ceiling plastering with CM 1:3Inside & Outside walls are plastering with CM 1:4.
PAINTING	:	White washing with two coats over the one coat of primer for Ceiling.Colour washing with two coats over one coat of primer for all Walls.

JOINERY SCHEDULE

RS	2400 X 3000	ROLLING SHUTTER
RS1	4000 X 5000	ROLLING SHUTTER
MD	2000 X 2400	DOOR
FD	1200 X 2100	DOOR
D1	900 X 2100	DOOR
V1	600 X 600	VENTILATOR

COLOUR INDEX :

PROPOSED	☐
BOUNDARY	☐
ROAD	☐
DRIVEWAY	☐

REFERENCE :

SCALE : 1:200
DATE : 06 JAN 2026

N
W E
S

MACHINERY DETAILS :

S.NO	NAME OF THE MACHINE	HP	QTY	TOTAL HP
01	COOLING CONVEYOR	16.00	10	160.00
02	CNC CUTTING M/C	1.34	9	12.06
03	1 CHAMBER WASHING M/C-1,2	8.04	5	40.20
04	LASER ELECTRIC M/C	2.68	6	16.08
05	PRINTING M/C	0.67	1	0.67
06	UPS DB FOR CONTROL PANEL	4.69	5	23.45
07	90 DEGREE CONVEYOR	4.02	6	24.12
08	GRINDING FEEDING	4.02	6	24.12
09	AUTO GRINDING AND CHAMFERING M/C-1,2,3,4	8.04	5	40.20
10	4 CHAMBER WASHING M/C-1,2,3,4	6.70	9	60.30
11	PRINTING CONVEYOR	1.34	10	10.72
12	MMS MOULDING M/C 50 TON-1	20.10	5	100.50
13	MMS MOULDING M/C 50 TON-2,3	29.22	3	146.10
14	MMS MOULDING M/C 120 TON- 1,2	29.22	3	146.10
	TOTAL	136.08	83	804.62

NO OF WORKERS DETAIL :

DESCRIPTION	MALE	FEMALE	TOTAL
FACTORY WORKERS	100	50	150

MECHANICAL VENTILATION AND FIRE PROTECTION SYSTEM PROVIDED FOR ENTIRE BUILDING

APPLICANT :

For MIYA INFRASTRUCTURE PRIVATE LIMITED
Authorised Signatory

ARCHITECT / REGISTERED ENGINEER :

M. Berkmansleenas Prabhakar
M. BERKMANSLEENAS PRABHAKAR, M.ARCH
Regn.No:CA/2016/79504
Email:berkmansleenas@gmail.com
Mobile:96559 14631

REGISTERED STRUCTURAL ENGINEER :

Dr. R. SURESH BABU, ME(Struct), Ph.D., M.I.E (IND)., FIV
Registered Structural Engineer - Grade I
TVLR/RSE/Gr-I/2019/11/004 dt 27/11/2019
No.1, Krishnama Road, Mashkur Building,
1st Floor, Nungambakkam, Chennai - 600 034.
Ph:9884055743 rsbrsprss@gmail.com

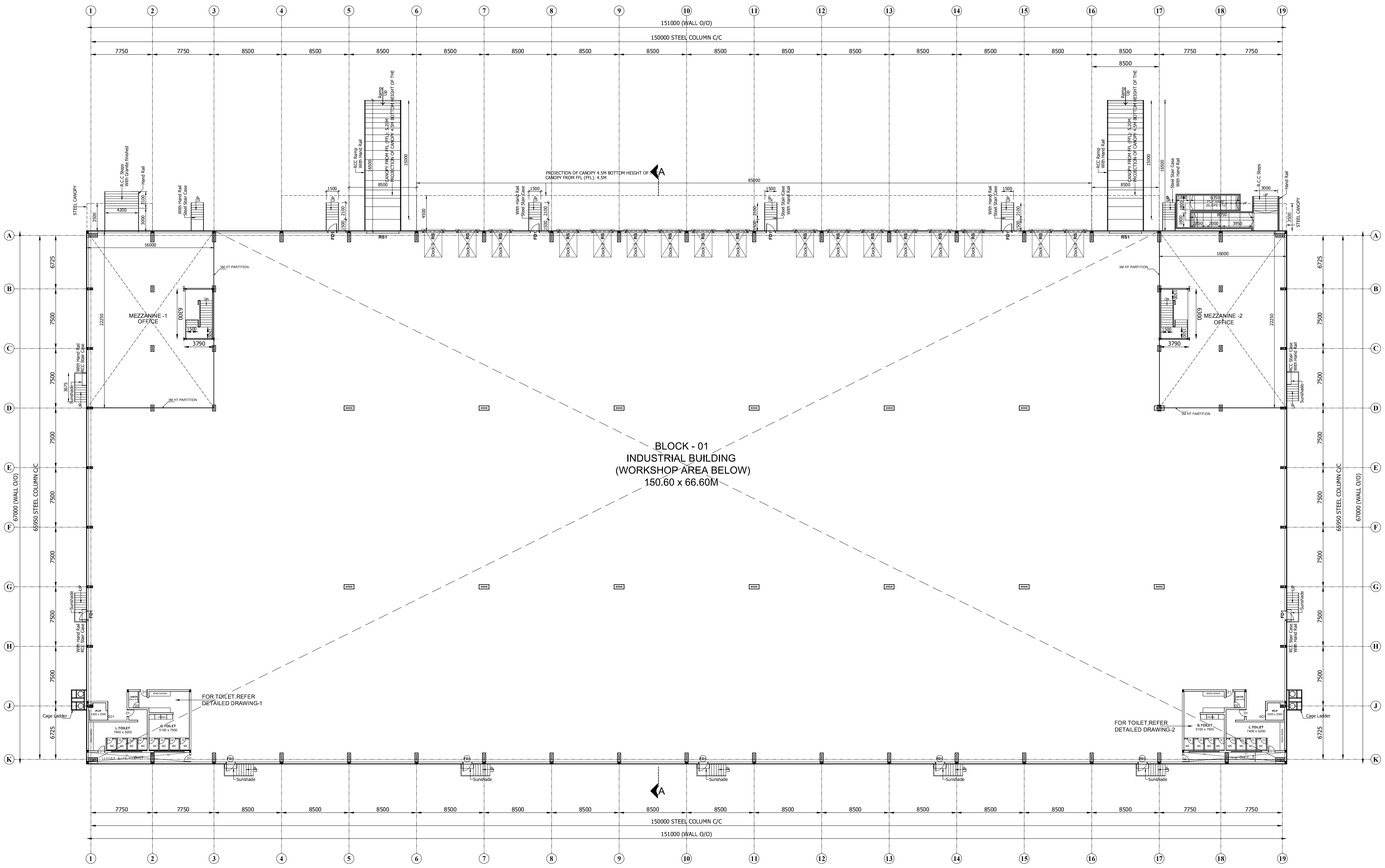
151000 (WALL O/O)
150000 STEEL COLUMN C/C
7750
8500
PROJECTION OF CANOPY 4.5M BOTTOM HEIGHT OF CANOPY FROM FFL (FFL): 4.5M
85000
STEEL CANOPY
R.C.C Steps With Granite finished
Hand Rail
With Hand Rail Steel Stair Case
RCC Ramp With Hand Rail
CANOPY FROM FFL (FFL): 5.20M
RS1
RS
FD
DOCK
MEZZANINE -1 OFFICE
MEZZANINE -2 OFFICE
3M HT PARTITION
3790
16000
22250
BLOCK - 01
INDUSTRIAL BUILDING
(WORKSHOP AREA BELOW)
150.60 x 66.60M
65950 STEEL COLUMN C/C
67000 (WALL O/O)
6725
7500
Sunshade
Cage Ladder
L.TOILET
G.TOILET
FOR TOILET.REFER DETAILED DRAWING-1
FOR TOILET.REFER DETAILED DRAWING-2
A
B
C
D
E
F
G
H
J
K
1
2
3
4
5
6
7
8
9
10
11
12
13
14
15
16
17
18
19

MEZZANINE FLOOR PLAN

BLOCK - 1	SHEET NO: 02 / 17

PLAN SHOWING THE PROPOSED CONSTRUCTION OF INDUSTRIAL BUILDING IN S.F.NO: 265/1A,1B1, 1B2, 2A, 2B1, 2B2, 3A, 3B1, 3B2, 3B3; 267/1B; 270/3B2B, 3C1,3C2, 3D, 5, 6, 7; 307/1A, 2, 3A, 3B; 308; 309/1, 2A1, 2A2, 2B, 3A, 3B, 4, 5, 6, 7, 8, 9,10, 11, 12A, 12B,12C,12D; 310/1A1B, 1A2 KILAIY VILLAGE, SRIPERUMBUDUR TALUK, KANCHEEPURAM DISTRICT. MANUFACTURING OF "(LIGHT AND HEAVY ENGINEERING/ MANUFACTURING / ASSEMBLING PARK / INDUSTRIAL STORAGE) " INDUSTRY CLASSIFIED AS "ORANGE"

NOTE : ALL DIMENSIONS AREA IN METER

SPECIFICATION :

FOUNDATION	:	RCC 1:11/2:3 M25 Concrete Column footing Laid Over sand filling and PCC 1:4:8.
RCC WORK	:	All Column, Beams, Roof Slab, Lintel,& Sunshade are in CC 1:11/2:3(M-25)
BRICKWORK	:	B.W in Basement & Superstructure are in CM 1:5.
JOINERY	:	Joineries are made with Steel (or) first class teak wood.
WEATHERING COURSE	:	9" x 9" Pressed Tiles laid over the Brick Jelly with Lime mortor and sloped with water proofing compound.
PLASTERING	:	Ceiling plastering with CM 1:3Inside & Outside walls are plastering with CM 1:4.
PAINTING	:	White washing with two coats over the one coat of primer for Ceiling.Colour washing with two coats over one coat of primer for all Walls.

JOINERY SCHEDULE

RS	2400 X 3000	ROLLING SHUTTER
RS1	4000 X 5000	ROLLING SHUTTER
MD	2000 X 2400	DOOR
FD	1200 X 2100	DOOR
D1	900 X 2100	DOOR
V1	600 X 600	VENTILATOR

COLOUR INDEX :

PROPOSED	☐
BOUNDARY	☐
ROAD	☐
DRIVEWAY	☐

REFERENCE :

SCALE : 1:200
DATE : 06 JAN 2026

N
W E
S

MACHINERY DETAILS :

S.NO	NAME OF THE MACHINE	HP	QTY	TOTAL HP
01	COOLING CONVEYOR	16.00	10	160.00
02	CNC CUTTING M/C	1.34	9	12.06
03	1 CHAMBER WASHING M/C-1,2	8.04	5	40.20
04	LASER ELECTRIC M/C	2.68	6	16.08
05	PRINTING M/C	0.67	1	0.67
06	UPS DB FOR CONTROL PANEL	4.69	5	23.45
07	90 DEGREE CONVEYOR	4.02	6	24.12
08	GRINDING FEEDING	4.02	6	24.12
09	AUTO GRINDING AND CHAMFERING M/C-1,2,3,4	8.04	5	40.20
10	4 CHAMBER WASHING M/C-1,2,3,4	6.70	9	60.30
11	PRINTING CONVEYOR	1.34	10	10.72
12	MMS MOULDING M/C 50 TON-1	20.10	5	100.50
13	MMS MOULDING M/C 50 TON-2,3	29.22	3	146.10
14	MMS MOULDING M/C 120 TON- 1,2	29.22	3	146.10
	TOTAL	136.08	83	804.62

NO OF WORKERS DETAIL :

DESCRIPTION	MALE	FEMALE	TOTAL
FACTORY WORKERS	100	50	150

MECHANICAL VENTILATION AND FIRE PROTECTION SYSTEM PROVIDED FOR ENTIRE BUILDING

APPLICANT :

For MIYA INFRASTRUCTURE PRIVATE LIMITED
Authorised Signatory

ARCHITECT / REGISTERED ENGINEER :

M. BERKMANSLEENAS PRABHAKAR, M.ARCH
Regn.No:CA/2016/79504
Email:berkmansleenas@gmail.com
Mobile:96559 14631

REGISTERED STRUCTURAL ENGINEER :

Dr. R. SURESH BABU, ME(Struct), Ph.D., M.I.E (IND)., FIV
Registered Structural Engineer - Grade I
TVLR/RSE/Gr-I/2019/11/004 dt 27/11/2019
No.1, Krishnama Road, Mashkur Building,
1st Floor, Nungambakkam, Chennai - 600 034.
Ph:9884055743 rsbrsprss@gmail.com

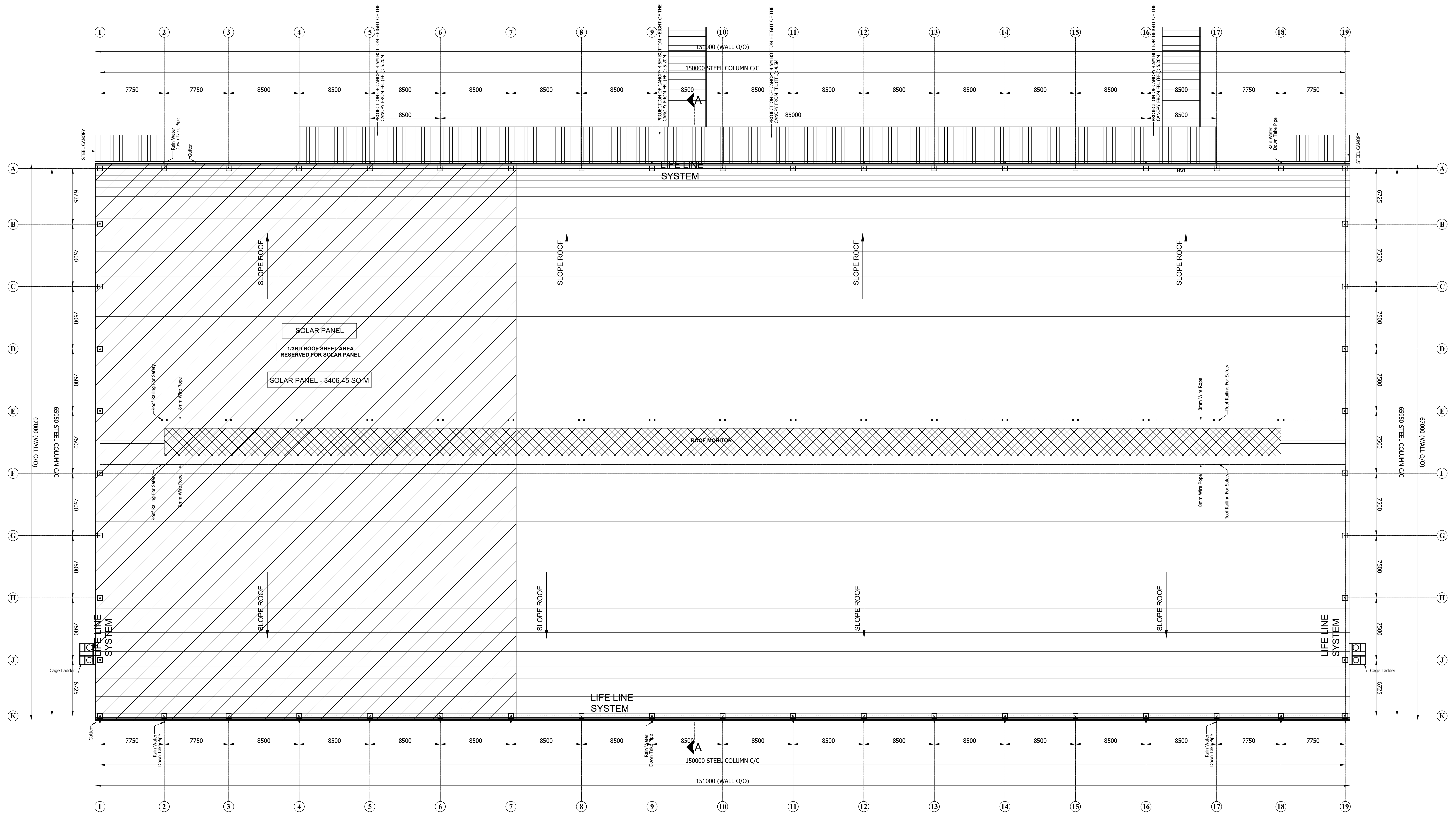

1
2
3
4
5
6
7
8
9
10
11
12
13
14
15
16
17
18
19
151000 (WALL O/O)
150000 STEEL COLUMN C/C
7750
7750
8500
8500
8500
85000
PROJECTION OF CANOPY 4.5M BOTTOM HEIGHT OF THE CANOPY FROM FFL (FFL): 5.20M
PROJECTION OF CANOPY 4.5M BOTTOM HEIGHT OF THE CANOPY FROM FFL (FFL): 4.5M
A
STEEL CANOPY
Rain Water Down Take Pipe
Gutter
LIFE LINE SYSTEM
RS1
A
B
C
D
E
F
G
H
J
K
6725
7500
65950 STEEL COLUMN C/C
67000 (WALL O/O)
SLOPE ROOF
SOLAR PANEL
1/3RD ROOF SHEET AREA RESERVED FOR SOLAR PANEL
SOLAR PANEL - 3406.45 SQ M
Roof Railing For Safety
8mm Wire Rope
ROOF MONITOR
Cage Ladder
ROOF PLAN

ROOF PLAN

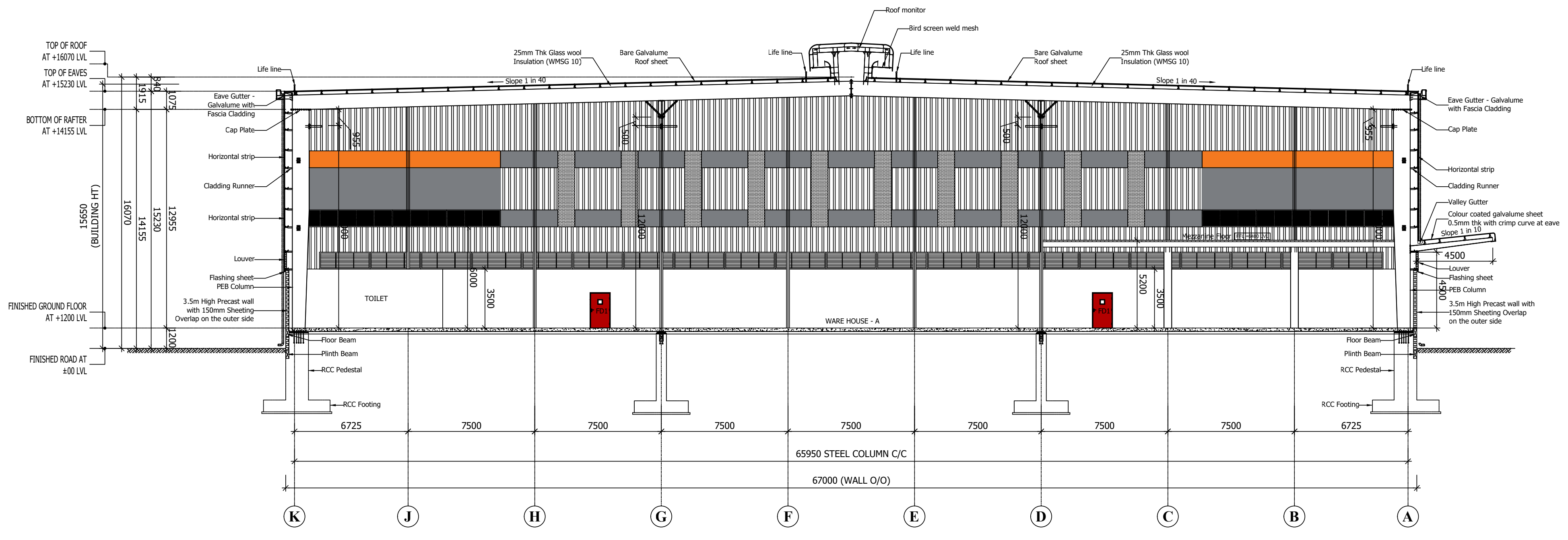

TOP OF ROOF AT +16070 LVL
TOP OF EAVES AT +15230 LVL
BOTTOM OF RAFTER AT +14155 LVL
FINISHED GROUND FLOOR AT +1200 LVL
FINISHED ROAD AT ±00 LVL
15650 (BUILDING HT)
16070
14155
15230
12955
1915
840
1075
1200
Roof monitor
Bird screen weld mesh
Life line
25mm Thk Glass wool Insulation (WMSG 10)
Bare Galvalume Roof sheet
Slope 1 in 40
Eave Gutter - Galvalume with Fascia Cladding
Cap Plate
Horizontal strip
Cladding Runner
Valley Gutter
Colour coated galvalume sheet 0.5mm thk with crimp curve at eave
Slope 1 in 10
Louver
Flashing sheet
PEB Column
3.5m High Precast wall with 150mm Sheeting Overlap on the outer side
Mezzanine Floor
TOILET
WARE HOUSE - A
FD1
4500
5200
3500
12000
Floor Beam
Plinth Beam
RCC Pedestal
RCC Footing
6725
7500
65950 STEEL COLUMN C/C
67000 (WALL O/O)
K
J
H
G
F
E
D
C
B
A

SECTION - AA

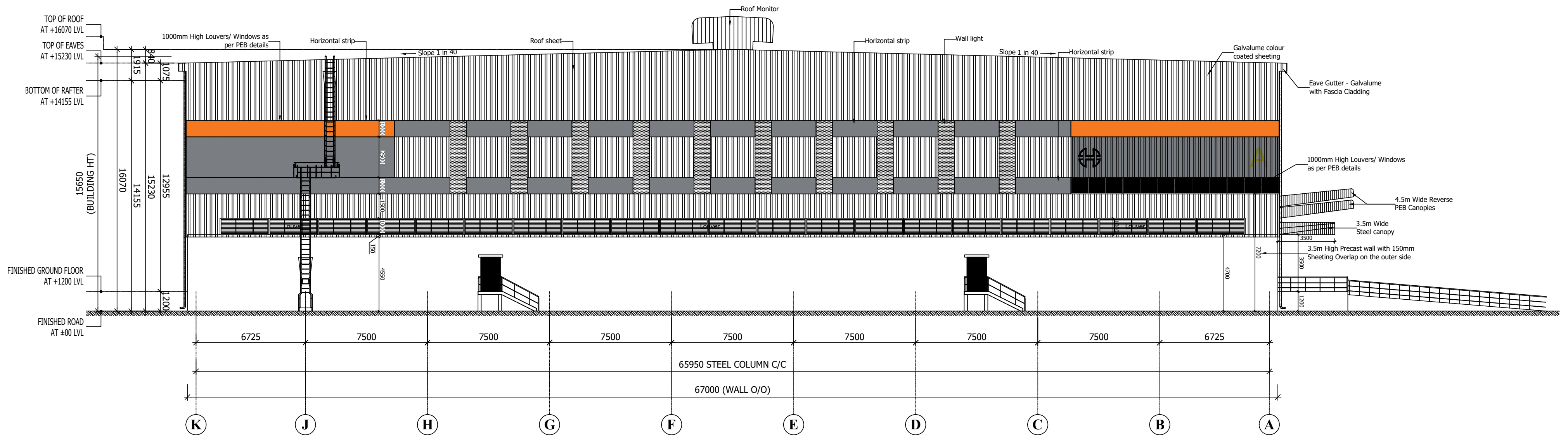

TOP OF ROOF AT +16070 LVL
TOP OF EAVES AT +15230 LVL
BOTTOM OF RAFTER AT +14155 LVL
FINISHED GROUND FLOOR AT +1200 LVL
FINISHED ROAD AT ±00 LVL
15650 (BUILDING HT)
Roof Monitor
1000mm High Louvers/ Windows as per PEB details
Horizontal strip
Roof sheet
Slope 1 in 40
Wall light
Galvalume colour coated sheeting
Eave Gutter - Galvalume with Fascia Cladding
4.5m Wide Reverse PEB Canopies
3.5m Wide Steel canopy
3.5m High Precast wall with 150mm Sheeting Overlap on the outer side
Louver
6725
7500
65950 STEEL COLUMN C/C
67000 (WALL O/O)
K
J
H
G
F
E
D
C
B
A

EAST SIDE ELEVATION

BLOCK - 1	SHEET NO: 03 / 17

PLAN SHOWING THE PROPOSED CONSTRUCTION OF INDUSTRIAL BUILDING IN S.F.NO: 265/1A,1B1, 1B2, 2A, 2B1, 2B2, 3A, 3B1, 3B2, 3B3; 267/1B; 270/3B2B, 3C1,3C2, 3D, 5, 6, 7; 307/1A, 2, 3A, 3B; 308; 309/1, 2A1, 2A2, 2B, 3A, 3B, 4, 5, 6, 7, 8, 9,10, 11, 12A, 12B,12C,12D; 310/1A1B, 1A2 KILAIY VILLAGE, SRIPERUMBUDUR TALUK, KANCHEEPURAM DISTRICT. MANUFACTURING OF "(LIGHT AND HEAVY ENGINEERING/ MANUFACTURING / ASSEMBLING PARK / INDUSTRIAL STORAGE) " INDUSTRY CLASSIFIED AS "ORANGE"

NOTE : ALL DIMENSIONS AREA IN METER

SPECIFICATION :

FOUNDATION : RCC 1:11/2:3 M25 Concrete Column footing Laid Over sand filling and PCC 1:4:8.

RCC WORK : All Column, Beams, Roof Slab, Lintel,& Sunshade are in CC 1:11/2:3(M-25)

BRICKWORK : B.W in Basement & Superstructure are in CM 1:5.

JOINERY : Joineries are made with Steel (or) first class teak wood.

WEATHERING COURSE : 9" x 9" Pressed Tiles laid over the Brick Jelly with Lime mortor and sloped with water proofing compound.

PLASTERING : Ceiling plastering with CM 1:3Inside & Outside walls are plastering with CM 1:4.

PAINTING : White washing with two coats over the one coat of primer for Ceiling.Colour washing with two coats over one coat of primer for all Walls.

JOINERY SCHEDULE

RS	2400 X 3000	ROLLING SHUTTER
RS1	4000 X 5000	ROLLING SHUTTER
MD	2000 X 2400	DOOR
FD	1200 X 2100	DOOR
D1	900 X 2100	DOOR
V1	600 X 600	VENTILATOR

COLOUR INDEX :

PROPOSED	☐
BOUNDARY	☐
ROAD	☐
DRIVEWAY	☐

REFERENCE :

SCALE : 1:200
DATE : 06 JAN 2026

N
W E
S

MACHINERY DETAILS :

S.NO	NAME OF THE MACHINE	HP	QTY	TOTAL HP
01	COOLING CONVEYOR	16.00	10	160.00
02	CNC CUTTING M/C	1.34	9	12.06
03	1 CHAMBER WASHING M/C-1,2	8.04	5	40.20
04	LASER ELECTRIC M/C	2.68	6	16.08
05	PRINTING M/C	0.67	1	0.67
06	UPS DB FOR CONTROL PANEL	4.69	5	23.45
07	90 DEGREE CONVEYOR	4.02	6	24.12
08	GRINDING FEEDING	4.02	6	24.12
09	AUTO GRINDING AND CHAMFERING M/C-1,2,3,4	8.04	5	40.20
10	4 CHAMBER WASHING M/C-1,2,3,4	6.70	9	60.30
11	PRINTING CONVEYOR	1.34	10	10.72
12	MMS MOULDING M/C 50 TON-1	20.10	5	100.50
13	MMS MOULDING M/C 50 TON-2,3	29.22	3	146.10
14	MMS MOULDING M/C 120 TON- 1,2	29.22	3	146.10
	TOTAL	136.08	83	804.62

NO OF WORKERS DETAIL :

DESCRIPTION	MALE	FEMALE	TOTAL
FACTORY WORKERS	100	50	150

MECHANICAL VENTILATION AND FIRE PROTECTION SYSTEM
PROVIDED FOR ENTIRE BUILDING

APPLICANT :

For MIYA INFRASTRUCTURE PRIVATE LIMITED
Authorised Signatory

ARCHITECT / REGISTERED ENGINEER :

M. BERKMANSLEENAS PRABHAKAR, M.ARCH
Regn.No:CA/2016/79504
Email:berkmansleenas@gmail.com
Mobile:96559 14631

REGISTERED STRUCTURAL ENGINEER :

Dr. R. SURESH BABU, ME(Struct), Ph.D., M.I.E (IND)., FIV
Registered Structural Engineer - Grade I
TVLR/RSE/Gr-I/2019/11/004 dt 27/11/2019
No.1, Krishnama Road, Mashkur Building,
1st Floor, Nungambakkam, Chennai - 600 034.
Ph:9884055743 rsbrsprss@gmail.com

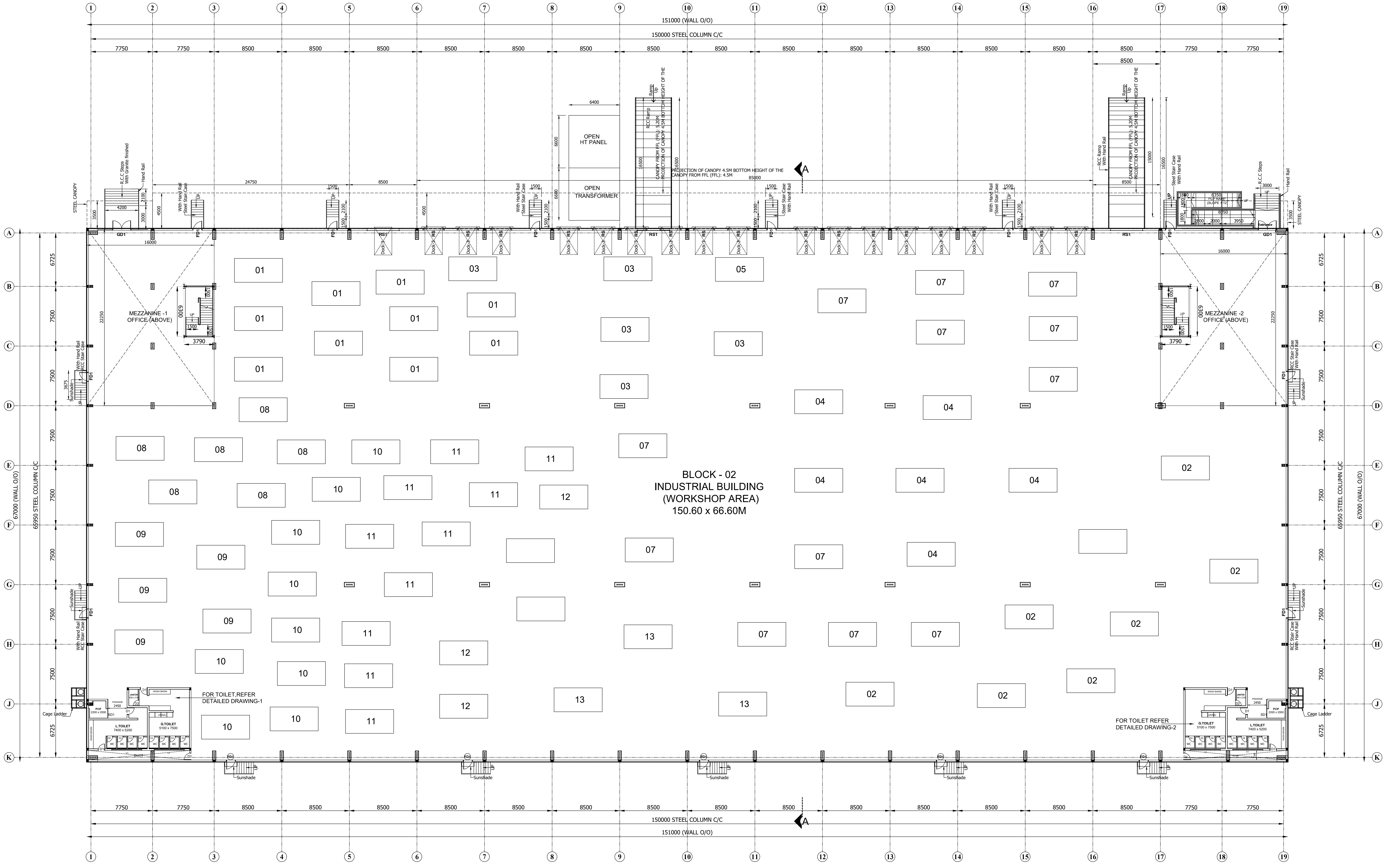
151000 (WALL O/O)
150000 STEEL COLUMN C/C
7750
8500
OPEN HT PANEL
OPEN TRANSFORMER
MEZZANINE -1 OFFICE (ABOVE)
MEZZANINE -2 OFFICE (ABOVE)
BLOCK - 02
INDUSTRIAL BUILDING
(WORKSHOP AREA)
150.60 x 66.60M
67000 (WALL O/O)
65950 STEEL COLUMN C/C
6725
7500
FOR TOILET REFER DETAILED DRAWING-1
FOR TOILET REFER DETAILED DRAWING-2
L.TOILET
G.TOILET
Cage Ladder
Sunshade
RS1
GD1
FD1
A
B
C
D
E
F
G
H
J
K
1
2
3
4
5
6
7
8
9
10
11
12
13
14
15
16
17
18
19

GROUND FLOOR PLAN

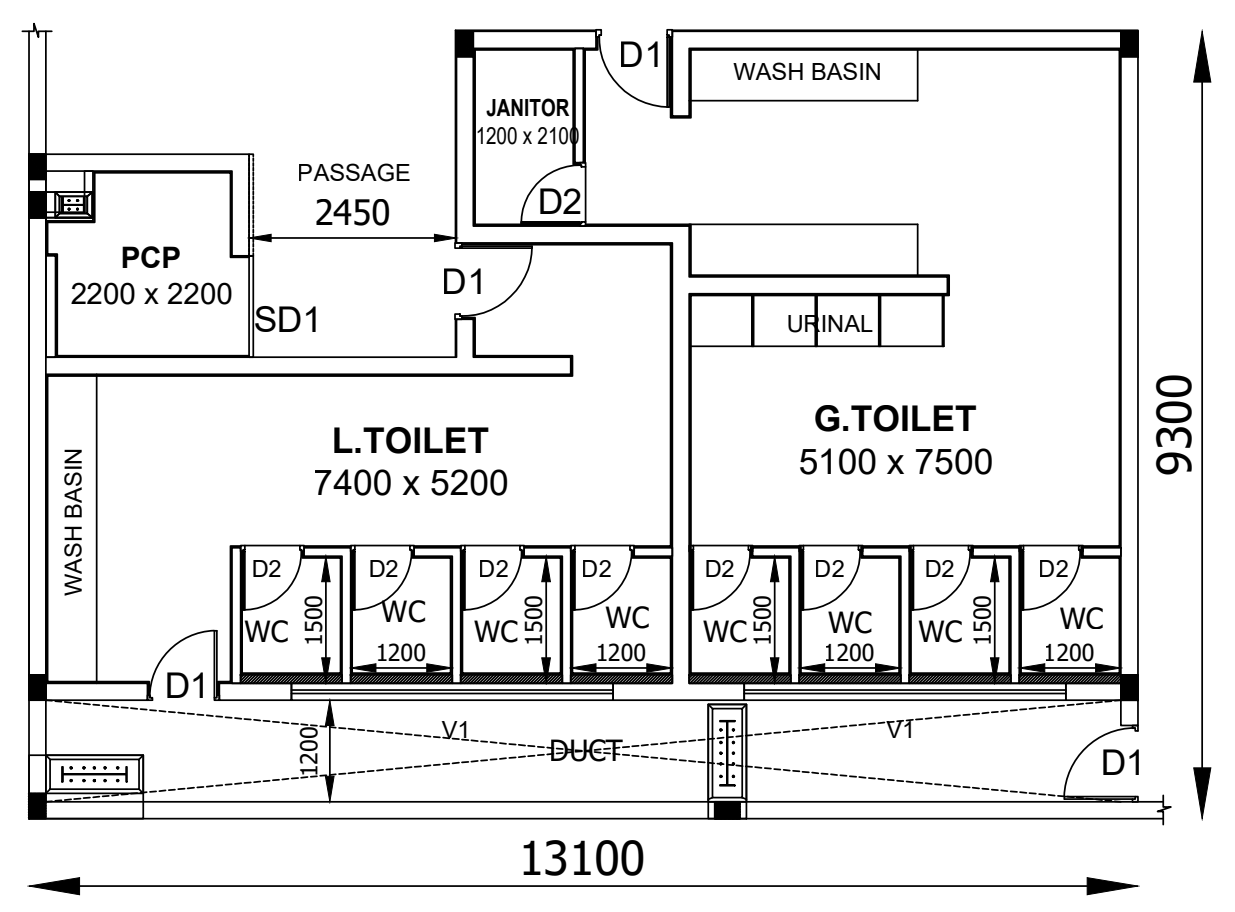
JANITOR
PASSAGE
2450
PCP
2200 x 2200
SD1
D1
D2
WASH BASIN
URINAL
L.TOILET
7400 x 5200
G.TOILET
5100 x 7500
WC
DUCT
V1
9300
13100

TOILET DETAIL - 1

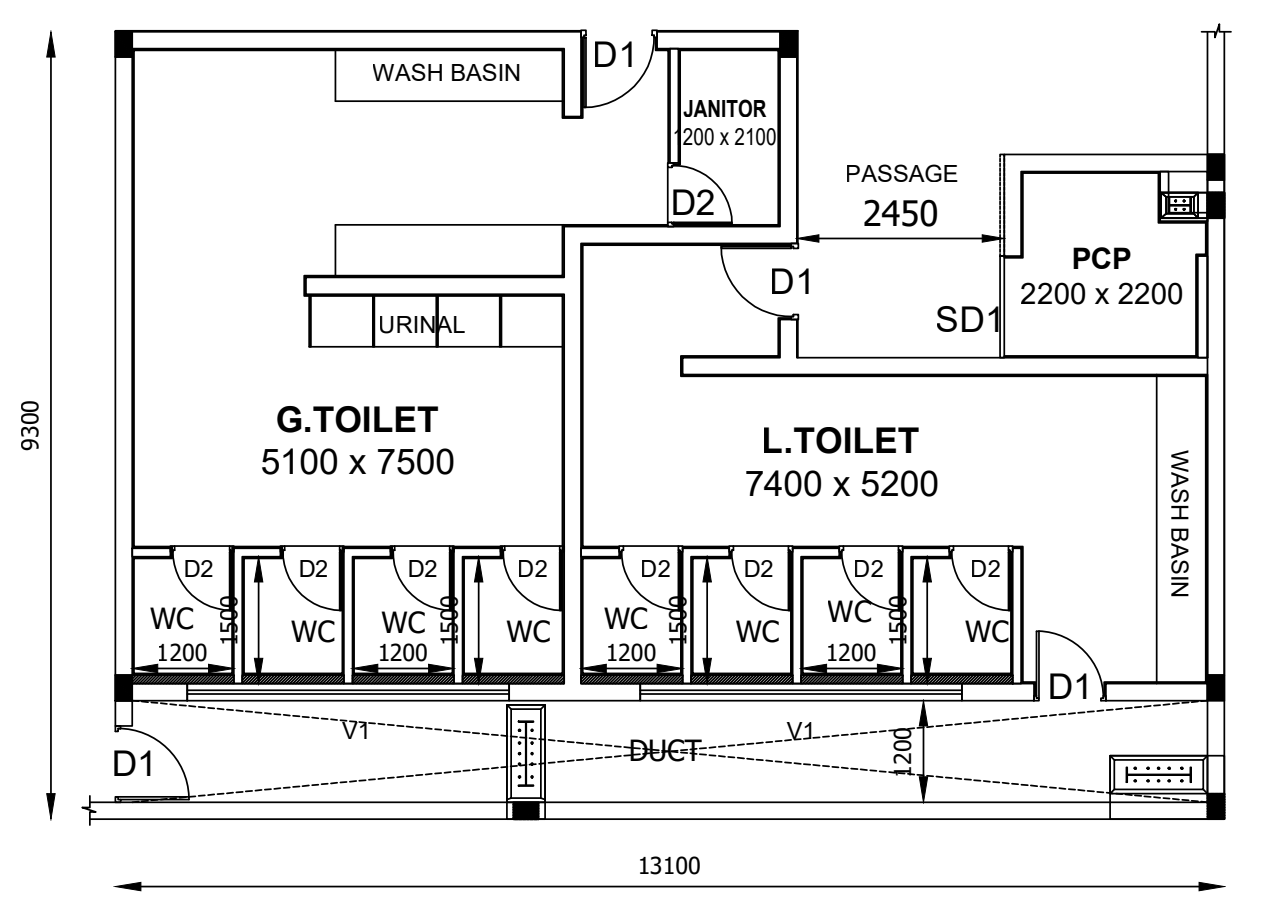
WASH BASIN
JANITOR
PASSAGE
2450
PCP
2200 x 2200
SD1
D1
D2
URINAL
G.TOILET
5100 x 7500
L.TOILET
7400 x 5200
WC
DUCT
V1
9300
13100

TOILET DETAIL - 2

SANITATION DETAILS:-			
TOTAL NUMBER OF MALE = 100 NOS			
TOTAL NUMBER OF FEMALE = 50 NOS			
S NO.	SANITARY UNIT	REQUIRED	PROVIDED
1.	WATER CLOSET	10 Nos	16 Nos
2.	ABLUTION TAPS	10 Nos	16 Nos
3.	URINALS	05 Nos	08 Nos
4.	WASH BASINS	10 Nos	16 Nos
5.	BATHS	-	-
6.	DRINKING WATER FOUNTAINS	01 Nos	01 Nos
7.	CLEANER'S SINK	01 Nos	01 Nos

BLOCK - 2

SHEET NO: 04 / 17

PLAN SHOWING THE PROPOSED CONSTRUCTION OF INDUSTRIAL BUILDING IN S.F.NO: 265/1A,1B1, 1B2, 2A, 2B1, 2B2, 3A, 3B1, 3B2, 3B3; 267/1B; 270/3B2B, 3C1,3C2, 3D, 5, 6, 7; 307/1A, 2, 3A, 3B; 308; 309/1, 2A1, 2A2, 2B, 3A, 3B, 4, 5, 6, 7, 8, 9,10, 11, 12A, 12B,12C,12D; 310/1A1B, 1A2 KILAIY VILLAGE, SRIPERUMBUDUR TALUK, KANCHEEPURAM DISTRICT.
MANUFACTURING OF "(LIGHT AND HEAVY ENGINEERING/ MANUFACTURING / ASSEMBLING PARK / INDUSTRIAL STORAGE) " INDUSTRY CLASSIFIED AS "ORANGE"

NOTE : ALL DIMENSIONS AREA IN METER

SPECIFICATION :

FOUNDATION	: RCC 1:11/2:3 M25 Concrete Column footing Laid Over sand filling and PCC 1:4:8.
RCC WORK	: All Column, Beams, Roof Slab, Lintel,& Sunshade are in CC 1:11/2:3(M-25)
BRICKWORK	: B.W in Basement & Superstructure are in CM 1:5.
JOINERY	: Joineries are made with Steel (or) first class teak wood.
WEATHERING COURSE	: 9" x 9" Pressed Tiles laid over the Brick Jelly with Lime mortor and sloped with water proofing compound.
PLASTERING	: Ceiling plastering with CM 1:3Inside & Outside walls are plastering with CM 1:4.
PAINTING	: White washing with two coats over the one coat of primer for Ceiling.Colour washing with two coats over one coat of primer for all Walls.

JOINERY SCHEDULE

RS	2400 X 3000	ROLLING SHUTTER
RS1	4000 X 5000	ROLLING SHUTTER
MD	2000 X 2400	DOOR
FD	1200 X 2100	DOOR
D1	900 X 2100	DOOR
V1	600 X 600	VENTILATOR

COLOUR INDEX :

PROPOSED	☐
BOUNDARY	☐
ROAD	☐
DRIVEWAY	☐

REFERENCE :

SCALE : 1:200
DATE : 06 JAN 2026

N
W E
S

MACHINERY DETAILS :

S.NO	NAME OF THE MACHINE	HP	QTY	TOTAL HP
01	COOLING CONVEYOR	16.00	10	160.00
02	CNC CUTTING M/C	1.34	9	12.06
03	1 CHAMBER WASHING M/C-1,2	8.04	5	40.20
04	LASER ELECTRIC M/C	2.68	6	16.08
05	PRINTING M/C	0.67	1	0.67
06	UPS DB FOR CONTROL PANEL	4.69	5	23.45
07	90 DEGREE CONVEYOR	4.02	6	24.12
08	GRINDING FEEDING	4.02	6	24.12
09	AUTO GRINDING AND CHAMFERING M/C-1,2,3,4	8.04	5	40.20
10	4 CHAMBER WASHING M/C-1,2,3,4	6.70	9	60.30
11	PRINTING CONVEYOR	1.34	10	10.72
12	MMS MOULDING M/C 50 TON-1	20.10	5	100.50
13	MMS MOULDING M/C 50 TON-2,3	29.22	3	146.10
14	MMS MOULDING M/C 120 TON- 1,2	29.22	3	146.10
	TOTAL	136.08	83	804.62

NO OF WORKERS DETAIL :

DESCRIPTION	MALE	FEMALE	TOTAL
FACTORY WORKERS	100	50	150

MECHANICAL VENTILATION AND FIRE PROTECTION SYSTEM PROVIDED FOR ENTIRE BUILDING

APPLICANT :

For MIYA INFRASTRUCTURE PRIVATE LIMITED
Authorised Signatory

ARCHITECT / REGISTERED ENGINEER :

M. Bry
M. BERKMANSLEENAS PRABHAKAR, M.ARCH
Regn. No: CA/2016/79504
Email: berkmansleenas@gmail.com
Mobile: 96559 14631

REGISTERED STRUCTURAL ENGINEER :

Dr. R. SURESH BABU, ME(Struct), Ph.D., M.I.E (IND)., FIV
Registered Structural Engineer - Grade I
TVLR/RSE/Gr-I/2019/11/004 dt 27/11/2019
No.1, Krishnama Road, Mashkur Building,
1st Floor, Nungambakkam, Chennai - 600 034.
Ph: 9884055743 rsbrsprss@gmail.com

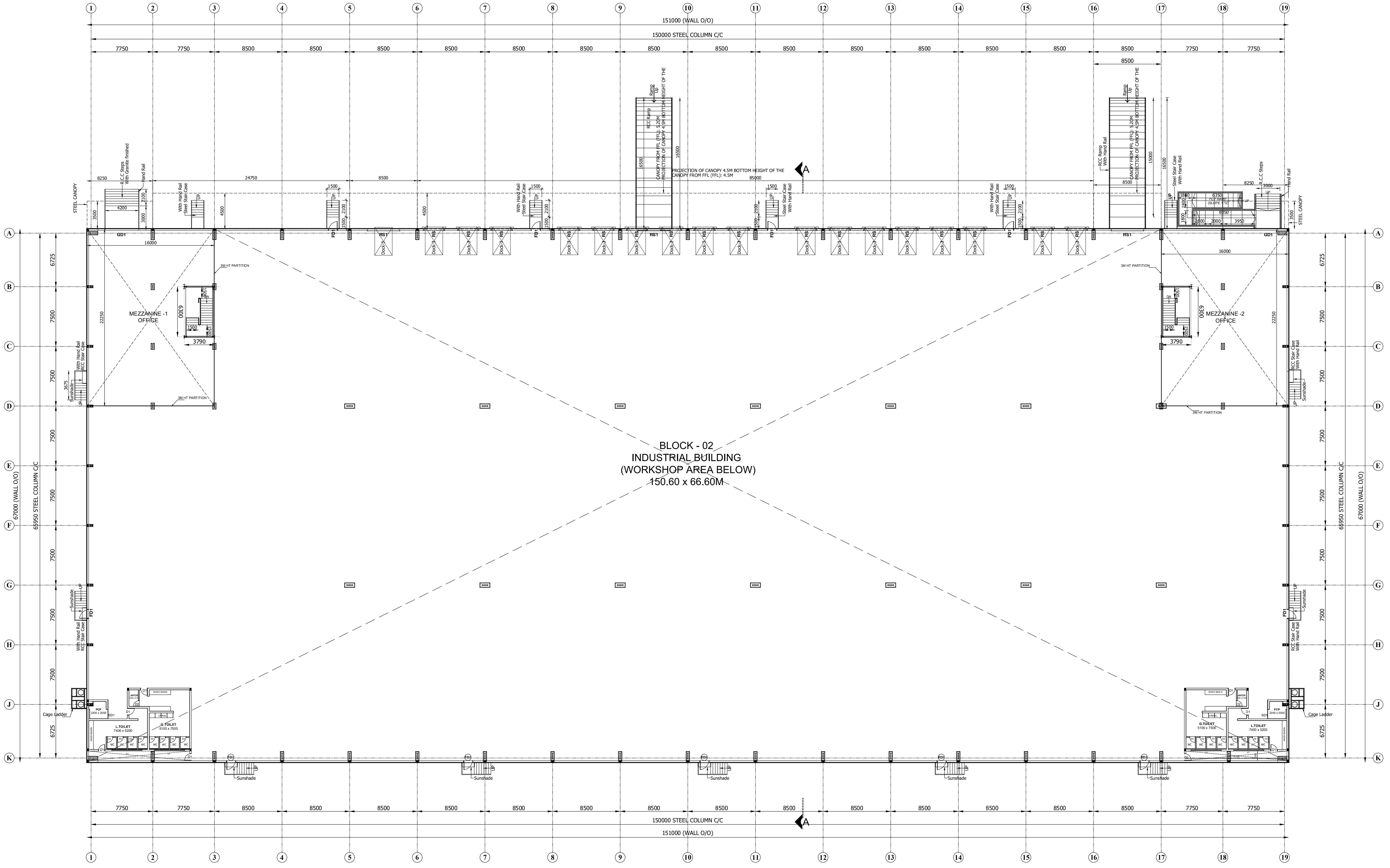
1
2
3
4
5
6
7
8
9
10
11
12
13
14
15
16
17
18
19
A
B
C
D
E
F
G
H
J
K
151000 (WALL O/O)
150000 STEEL COLUMN C/C
7750
8500
6725
7500
67000 (WALL O/O)
65950 STEEL COLUMN C/C
16000
22250
6300
3790
MEZZANINE -1
OFFICE
MEZZANINE -2
OFFICE
3M HT PARTITION
BLOCK - 02
INDUSTRIAL BUILDING
(WORKSHOP AREA BELOW)
150.60 x 66.60M
PROJECTION OF CANOPY 4.5M BOTTOM HEIGHT OF THE CANOPY FROM FFL (FFL): 4.5M
STEEL CANOPY
With Hand Rail
Steel Stair Case
R.C.C Steps
RS
RS1
GD1
FD
D1
Dock
Sunshade
Cage Ladder
L.TOILET
G.TOILET
A

MEZZANINE FLOOR PLAN

BLOCK - 2	SHEET NO: 05 / 17

PLAN SHOWING THE PROPOSED CONSTRUCTION OF INDUSTRIAL BUILDING IN S.F.NO: 265/1A,1B1, 1B2, 2A, 2B1, 2B2, 3A, 3B1, 3B2, 3B3; 267/1B; 270/3B2B, 3C1,3C2, 3D, 5, 6, 7; 307/1A, 2, 3A, 3B; 308; 309/1, 2A1, 2A2, 2B, 3A, 3B, 4, 5, 6, 7, 8, 9,10, 11, 12A, 12B,12C,12D; 310/1A1B, 1A2 KILAIY VILLAGE, SRIPERUMBUDUR TALUK, KANCHEEPURAM DISTRICT. MANUFACTURING OF "(LIGHT AND HEAVY ENGINEERING/ MANUFACTURING / ASSEMBLING PARK / INDUSTRIAL STORAGE) " INDUSTRY CLASSIFIED AS "ORANGE"

NOTE : ALL DIMENSIONS AREA IN METER

SPECIFICATION :

FOUNDATION	: RCC 1:11/2:3 M25 Concrete Column footing Laid Over sand filling and PCC 1:4:8.
RCC WORK	: All Column, Beams, Roof Slab, Lintel,& Sunshade are in CC 1:11/2:3(M-25)
BRICKWORK	: B.W in Basement & Superstructure are in CM 1:5.
JOINERY	: Joineries are made with Steel (or) first class teak wood.
WEATHERING COURSE	: 9" x 9" Pressed Tiles laid over the Brick Jelly with Lime mortor and sloped with water proofing compound.
PLASTERING	: Ceiling plastering with CM 1:3Inside & Outside walls are plastering with CM 1:4.
PAINTING	: White washing with two coats over the one coat of primer for Ceiling.Colour washing with two coats over one coat of primer for all Walls.

JOINERY SCHEDULE

RS	2400 X 3000	ROLLING SHUTTER
RS1	4000 X 5000	ROLLING SHUTTER
MD	2000 X 2400	DOOR
FD	1200 X 2100	DOOR
D1	900 X 2100	DOOR
V1	600 X 600	VENTILATOR

COLOUR INDEX :

PROPOSED ☐
BOUNDARY ☐
ROAD ☐
DRIVEWAY ☐

REFERENCE :

SCALE : 1:200
DATE : 06 JAN 2026

N
W E
S

MACHINERY DETAILS :

S.NO	NAME OF THE MACHINE	HP	QTY	TOTAL HP
01	COOLING CONVEYOR	16.00	10	160.00
02	CNC CUTTING M/C	1.34	9	12.06
03	1 CHAMBER WASHING M/C-1,2	8.04	5	40.20
04	LASER ELECTRIC M/C	2.68	6	16.08
05	PRINTING M/C	0.67	1	0.67
06	UPS DB FOR CONTROL PANEL	4.69	5	23.45
07	90 DEGREE CONVEYOR	4.02	6	24.12
08	GRINDING FEEDING	4.02	6	24.12
09	AUTO GRINDING AND CHAMFERING M/C-1,2,3,4	8.04	5	40.20
10	4 CHAMBER WASHING M/C-1,2,3,4	6.70	9	60.30
11	PRINTING CONVEYOR	1.34	10	10.72
12	MMS MOULDING M/C 50 TON-1	20.10	5	100.50
13	MMS MOULDING M/C 50 TON-2,3	29.22	3	146.10
14	MMS MOULDING M/C 120 TON- 1,2	29.22	3	146.10
	TOTAL	136.08	83	804.62

NO OF WORKERS DETAIL :

DESCRIPTION	MALE	FEMALE	TOTAL
FACTORY WORKERS	100	50	150

MECHANICAL VENTILATION AND FIRE PROTECTION SYSTEM
PROVIDED FOR ENTIRE BUILDING

APPLICANT :

For MIYA INFRASTRUCTURE PRIVATE LIMITED
Authorised Signatory

ARCHITECT / REGISTERED ENGINEER :

M. BERKMANSLEENAS PRABHAKAR, M.ARCH
Regn.No:CA/2016/79504
Email:berkmansleenas@gmail.com
Mobile:96559 14631

REGISTERED STRUCTURAL ENGINEER :

Dr. R. SURESH BABU, ME(Struct), Ph.D., M.I.E (IND)., FIV
Registered Structural Engineer - Grade I
TVLR/RSE/Gr-I/2019/11/004 dt 27/11/2019
No.1, Krishnama Road, Mashkur Building,
1st Floor, Nungambakkam, Chennai - 600 034.
Ph:9884055743 rsbrsprss@gmail.com

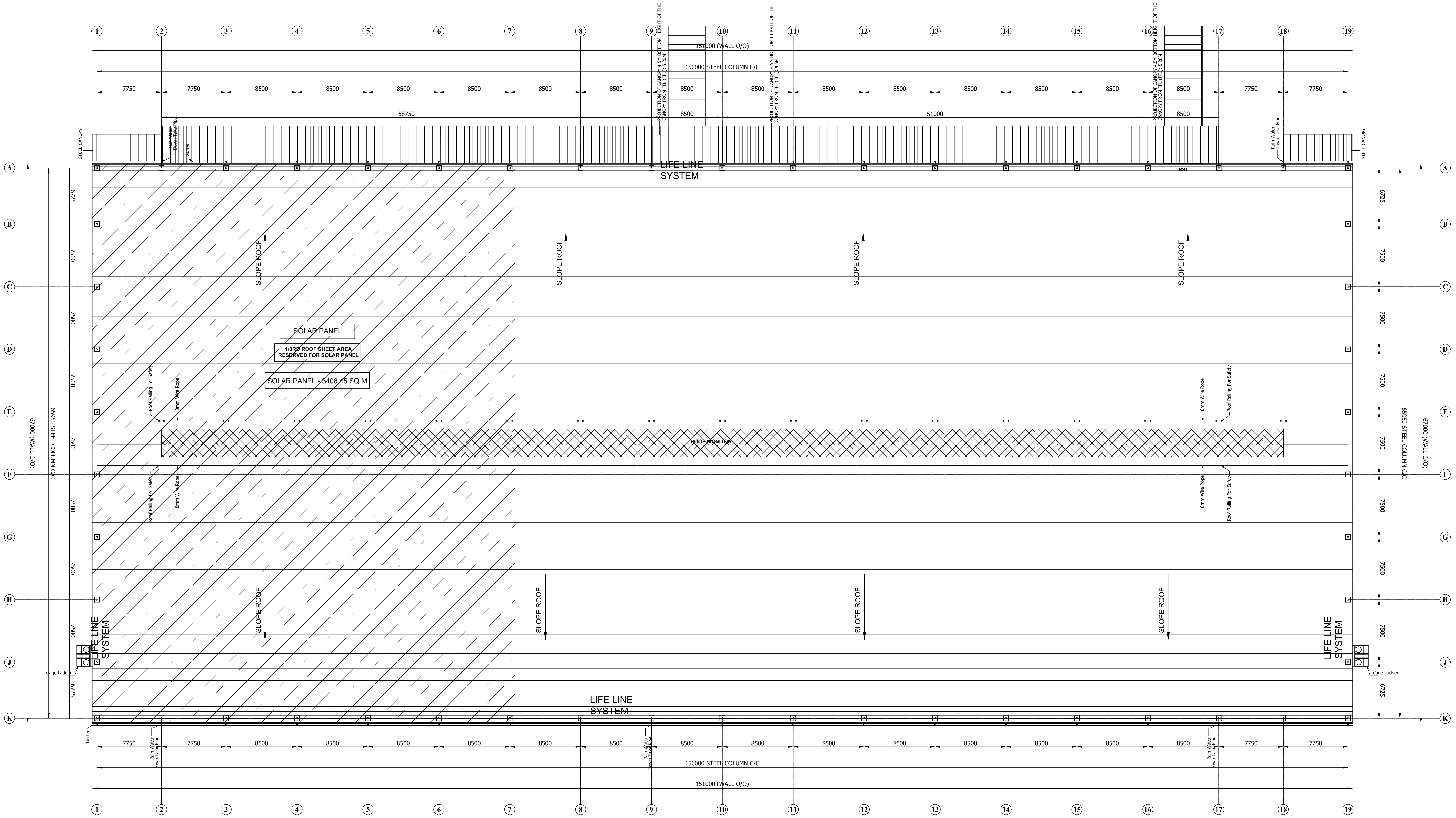
1
2
3
4
5
6
7
8
9
10
11
12
13
14
15
16
17
18
19
A
B
C
D
E
F
G
H
J
K
151000 (WALL O/O)
150000 STEEL COLUMN C/C
7750
8500
58750
51000
STEEL CANOPY
Rain Water Down Take Pipe
Gutter
LIFE LINE SYSTEM
SLOPE ROOF
SOLAR PANEL
1/3RD ROOF SHEET AREA RESERVED FOR SOLAR PANEL
SOLAR PANEL - 3406.45 SQ.M
ROOF MONITOR
Roof Railing For Safety
8mm Wire Rope
Cage Ladder
RS1
6725
7500
65950 STEEL COLUMN C/C
67000 (WALL O/O)

ROOF PLAN

ROOF PLAN

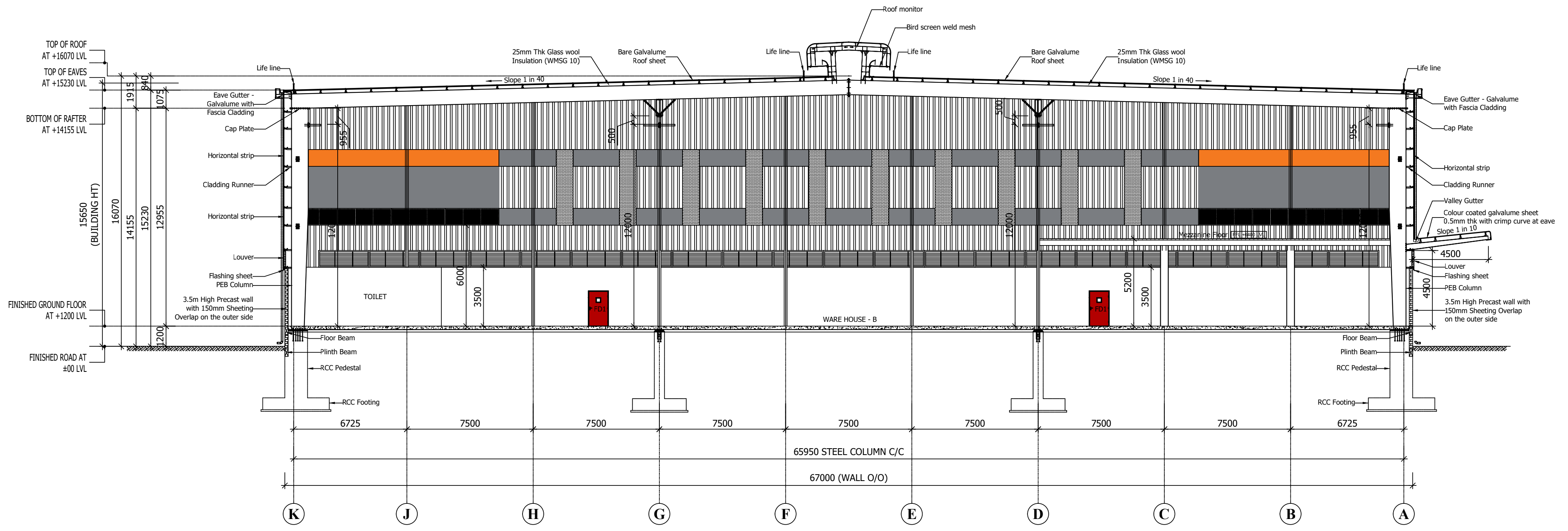
TOP OF ROOF AT +16070 LVL
TOP OF EAVES AT +15230 LVL
BOTTOM OF RAFTER AT +14155 LVL
FINISHED GROUND FLOOR AT +1200 LVL
FINISHED ROAD AT ±00 LVL
Roof monitor
Bird screen wold mesh
Life line
TOILET
WARE HOUSE - B
6725
7500
65950 STEEL COLUMN C/C
67000 (WALL O/O)
K
J
H
G
F
E
D
C
B
A

SECTION - AA

SECTION - AA

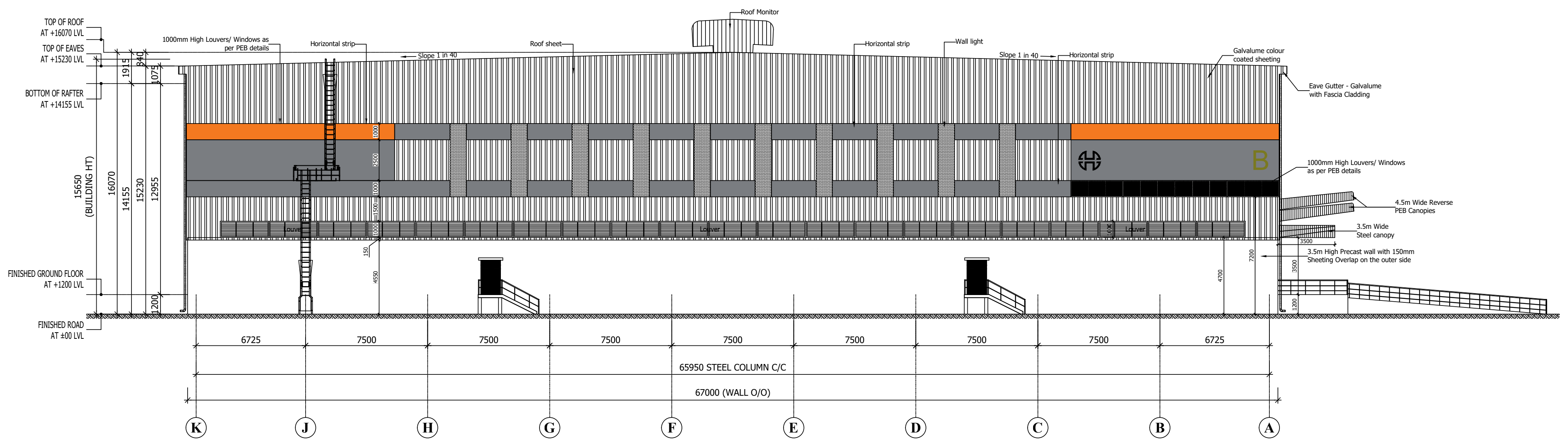
TOP OF ROOF AT +16070 LVL
TOP OF EAVES AT +15230 LVL
BOTTOM OF RAFTER AT +14155 LVL
FINISHED GROUND FLOOR AT +1200 LVL
FINISHED ROAD AT ±00 LVL
Roof Monitor
6725
7500
65950 STEEL COLUMN C/C
67000 (WALL O/O)
K
J
H
G
F
E
D
C
B
A

EAST SIDE ELEVATION

BLOCK - 2	SHEET NO: 06 / 17

PLAN SHOWING THE PROPOSED CONSTRUCTION OF INDUSTRIAL BUILDING IN S.F.NO: 265/1A,1B1, 1B2, 2A, 2B1, 2B2, 3A, 3B1, 3B2, 3B3; 267/1B; 270/3B2B, 3C1,3C2, 3D, 5, 6, 7; 307/1A, 2, 3A, 3B; 308; 309/1, 2A1, 2A2, 2B, 3A, 3B, 4, 5, 6, 7, 8, 9,10, 11, 12A, 12B,12C,12D; 310/1A1B, 1A2 KILAIY VILLAGE, SRIPERUMBUDUR TALUK, KANCHEEPURAM DISTRICT. MANUFACTURING OF "(LIGHT AND HEAVY ENGINEERING/ MANUFACTURING / ASSEMBLING PARK / INDUSTRIAL STORAGE) " INDUSTRY CLASSIFIED AS "ORANGE"

NOTE : ALL DIMENSIONS AREA IN METER

SPECIFICATION :

FOUNDATION	: RCC 1:11/2:3 M25 Concrete Column footing Laid Over sand filling and PCC 1:4:8.
RCC WORK	: All Column, Beams, Roof Slab, Lintel,& Sunshade are in CC 1:11/2:3(M-25)
BRICKWORK	: B.W in Basement & Superstructure are in CM 1:5.
JOINERY	: Joineries are made with Steel (or) first class teak wood.
WEATHERING COURSE	: 9" x 9" Pressed Tiles laid over the Brick Jelly with Lime mortor and sloped with water proofing compound.
PLASTERING	: Ceiling plastering with CM 1:3Inside & Outside walls are plastering with CM 1:4.
PAINTING	: White washing with two coats over the one coat of primer for Ceiling.Colour washing with two coats over one coat of primer for all Walls.

JOINERY SCHEDULE

RS	2400 X 3000	ROLLING SHUTTER
RS1	4000 X 5000	ROLLING SHUTTER
MD	2000 X 2400	DOOR
FD	1200 X 2100	DOOR
D1	900 X 2100	DOOR
V1	600 X 600	VENTILATOR

COLOUR INDEX :

- PROPOSED ☐
- BOUNDARY ☐
- ROAD ☐
- DRIVEWAY ☐

REFERENCE :

SCALE : 1:200
DATE : 06 JAN 2026

N
W E
S

MACHINERY DETAILS :

S.NO	NAME OF THE MACHINE	HP	QTY	TOTAL HP
01	COOLING CONVEYOR	16.00	10	160.00
02	CNC CUTTING M/C	1.34	9	12.06
03	1 CHAMBER WASHING M/C-1,2	8.04	5	40.20
04	LASER ELECTRIC M/C	2.68	6	16.08
05	PRINTING M/C	0.67	1	0.67
06	UPS DB FOR CONTROL PANEL	4.69	5	23.45
07	90 DEGREE CONVEYOR	4.02	6	24.12
08	GRINDING FEEDING	4.02	6	24.12
09	AUTO GRINDING AND CHAMFERING M/C-1,2,3,4	8.04	5	40.20
10	4 CHAMBER WASHING M/C-1,2,3,4	6.70	9	60.30
11	PRINTING CONVEYOR	1.34	10	10.72
12	MMS MOULDING M/C 50 TON-1	20.10	5	100.50
13	MMS MOULDING M/C 50 TON-2,3	29.22	3	146.10
14	MMS MOULDING M/C 120 TON- 1,2	29.22	3	146.10
	TOTAL	136.08	83	804.62

NO OF WORKERS DETAIL :

DESCRIPTION	MALE	FEMALE	TOTAL
FACTORY WORKERS	100	50	150

MECHANICAL VENTILATION AND FIRE PROTECTION SYSTEM PROVIDED FOR ENTIRE BUILDING

APPLICANT :

For MIYA INFRASTRUCTURE PRIVATE LIMITED
Authorised Signatory

ARCHITECT / REGISTERED ENGINEER :

M. Bry
M. BERKMANSLEENAS PRABHAKAR, M.ARCH
Regn.No:CA/2016/79504
Email:berkmansleenas@gmail.com
Mobile:96559 14631

REGISTERED STRUCTURAL ENGINEER :

Dr. R. SURESH BABU, ME(Struct), Ph.D., M.I.E (IND)., FIV
Registered Structural Engineer - Grade I
TVLR/RSE/Gr-I/2019/11/004 dt 27/11/2019
No.1, Krishnama Road, Mashkur Building,
1st Floor, Nungambakkam, Chennai - 600 034.
Ph:9884055743 rsbrsprss@gmail.com

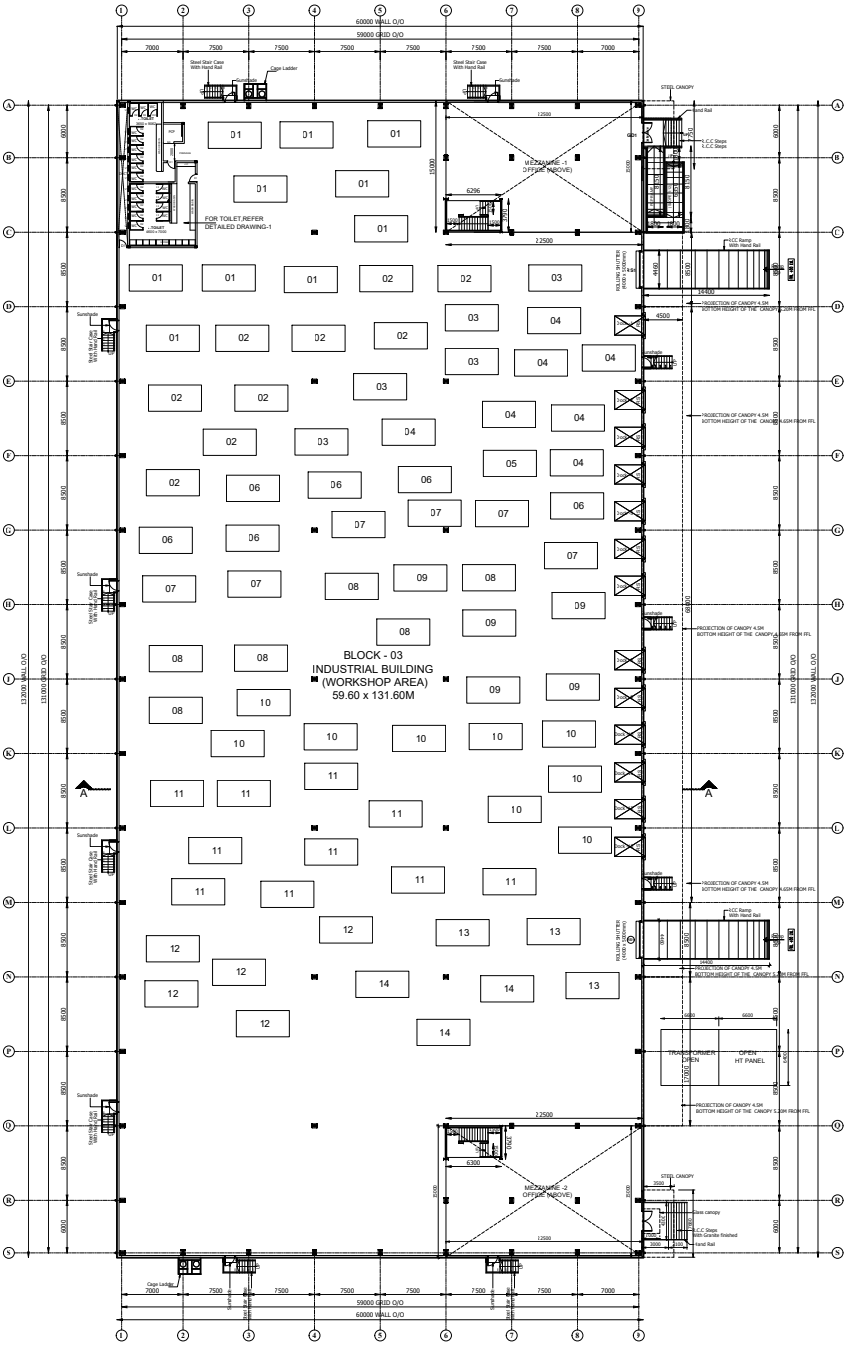
1
2
3
4
5
6
7
8
9
60000 WALL O/O
59000 GRID O/O
7000
7500
7500
7500
7500
7500
7500
7000
Steel Stair Case With Hand Rail
Cage Ladder
Sunshade
STEEL CANOPY
Hand Rail
R.C.C Steps
A
B
C
D
E
F
G
H
J
K
L
M
N
P
Q
R
S
MEZZANINE -1 OFFICE (ABOVE)
22500
15000
6296
FOR TOILET,REFER DETAILED DRAWING-1
RCC Ramp With Hand Rail
ROLLING SHUTTER (4000 x 5000mm)
14400
4460
4500
PROJECTION OF CANOPY 4.5M BOTTOM HEIGHT OF THE CANOPY 5.20M FROM FFL
PROJECTION OF CANOPY 4.5M BOTTOM HEIGHT OF THE CANOPY 4.65M FROM FFL
Dock
BLOCK - 03
INDUSTRIAL BUILDING
(WORKSHOP AREA)
59.60 x 131.60M
131000 GRID O/O
132000 WALL O/O
6000
8500
A
TRANSFORMER OPEN
OPEN HT PANEL
6600
6600
17000
6400
MEZZANINE -2 OFFICE (ABOVE)
6300
12500
Glass canopy
R.C.C Steps With Granite finished
3500
3000
2100
01
02
03
04
05
06
07
08
09
10
11
12
13
14

GROUND FLOOR PLAN

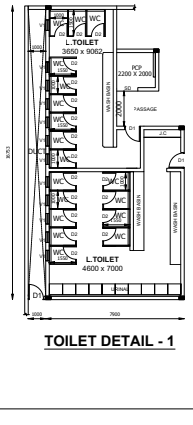
L.TOILET
3650 x 9062
PCP
2200 X 2000
PASSAGE
WASH BASIN
WC
DUCT
J.C
D1
D2
L.TOILET
4600 x 7000
URINAL
3000
7900

TOILET DETAIL - 1

SANITATION DETAILS:-			
TOTAL NUMBER OF MALE = 100 NOS			
TOTAL NUMBER OF FEMALE = 50 NOS			
S NO.	SANITARY UNIT	REQUIRED	PROVIDED
1.	WATER CLOSET	10 Nos	18 Nos
2.	ABLUTION TAPS	10 Nos	18 Nos
3.	URINALS	05 Nos	10 Nos
4.	WASH BASINS	10 Nos	18 Nos
5.	BATHS	-	-
6.	DRINKING WATER FOUNTAINS	01 Nos	01 Nos
7.	CLEANER'S SINK	01 Nos	01 Nos

BLOCK - 03

SHEET NO: 07 / 17

PLAN SHOWING THE PROPOSED CONSTRUCTION OF INDUSTRIAL BUILDING IN S.F.NO: 265/1A,1B1, 1B2, 2A, 2B1, 2B2, 3A, 3B1, 3B2, 3B3; 267/1B; 270/3B2B, 3C1,3C2, 3D, 5, 6, 7; 307/1A, 2, 3A, 3B; 308; 309/1, 2A1, 2A2, 2B, 3A, 3B, 4, 5, 6, 7, 8, 9,10, 11, 12A, 12B,12C,12D; 310/1A1B, 1A2 KILAIY VILLAGE, SRIPERUMBUDUR TALUK, KANCHEEPURAM DISTRICT. MANUFACTURING OF "(LIGHT AND HEAVY ENGINEERING/ MANUFACTURING / ASSEMBLING PARK / INDUSTRIAL STORAGE) " INDUSTRY CLASSIFIED AS "ORANGE"

NOTE : ALL DIMENSIONS AREA IN METER

SPECIFICATION :

FOUNDATION	: RCC 1:11/2:3 M25 Concrete Column footing Laid Over sand filling and PCC 1:4:8.
RCC WORK	: All Column, Beams, Roof Slab, Lintel,& Sunshade are in CC 1:11/2:3(M-25)
BRICKWORK	: B.W in Basement & Superstructure are in CM 1:5.
JOINERY	: Joineries are made with Steel (or) first class teak wood.
WEATHERING COURSE	: 9" x 9" Pressed Tiles laid over the Brick Jelly with Lime mortor and sloped with water proofing compound.
PLASTERING	: Ceiling plastering with CM 1:3Inside & Outside walls are plastering with CM 1:4.
PAINTING	: White washing with two coats over the one coat of primer for Ceiling.Colour washing with two coats over one coat of primer for all Walls.

JOINERY SCHEDULE

RS	2400 X 3000	ROLLING SHUTTER
RS1	4000 X 5000	ROLLING SHUTTER
MD	2000 X 2400	DOOR
FD	1200 X 2100	DOOR
D1	900 X 2100	DOOR
SD	1200 X 2100	SLIDING DOOR
V1	600 X 600	VENTILATOR

COLOUR INDEX :

PROPOSED	▭
BOUNDARY	▭
ROAD	▭
DRIVEWAY	▭

REFERENCE :

SCALE : 1:200
DATE : 06 JAN 2026

N
W E
S

MACHINERY DETAILS :

S.NO	NAME OF THE MACHINE	HP	QTY	TOTAL HP
01	COOLING CONVEYOR	16.00	10	160.00
02	CNC CUTTING M/C	1.34	9	12.06
03	1 CHAMBER WASHING M/C-1,2	8.04	5	40.20
04	LASER ELECTRIC M/C	2.68	6	16.08
05	PRINTING M/C	0.67	1	0.67
06	UPS DB FOR CONTROL PANEL	4.69	5	23.45
07	90 DEGREE CONVEYOR	4.02	6	24.12
08	GRINDING FEEDING	4.02	6	24.12
09	AUTO GRINDING AND CHAMFERING M/C-1,2,3,4	8.04	5	40.20
10	4 CHAMBER WASHING M/C-1,2,3,4	6.70	9	60.30
11	PRINTING CONVEYOR	1.34	10	10.72
12	MMS MOULDING M/C 50 TON-1	20.10	5	100.50
13	MMS MOULDING M/C 50 TON-2,3	29.22	3	146.10
14	MMS MOULDING M/C 120 TON- 1,2	29.22	3	146.10
	TOTAL	136.08	83	804.62

NO OF WORKERS DETAIL :

DESCRIPTION	MALE	FEMALE	TOTAL
FACTORY WORKERS	100	50	150

MECHANICAL VENTILATION AND FIRE PROTECTION SYSTEM
PROVIDED FOR ENTIRE BUILDING

APPLICANT :

For MIYA INFRASTRUCTURE PRIVATE LIMITED
Authorised Signatory

ARCHITECT / REGISTERED ENGINEER :

M. Berkmansleenas
M. BERKMANSLEENAS PRABHAKAR, M.ARCH
Regn.No:CA/2016/79504
Email:berkmansleenas@gmail.com
Mobile:96559 14631

REGISTERED STRUCTURAL ENGINEER :

Dr. R. SURESH BABU, ME(Struct), Ph.D., M.I.E (IND)., FIV
Registered Structural Engineer - Grade I
TVLR/RSE/Gr-I/2019/11/004 dt 27/11/2019
No.1, Krishnama Road, Mashkur Building,
1st Floor, Nungambakkam, Chennai - 600 034.
Ph:9884055743 rsbrsprss@gmail.com

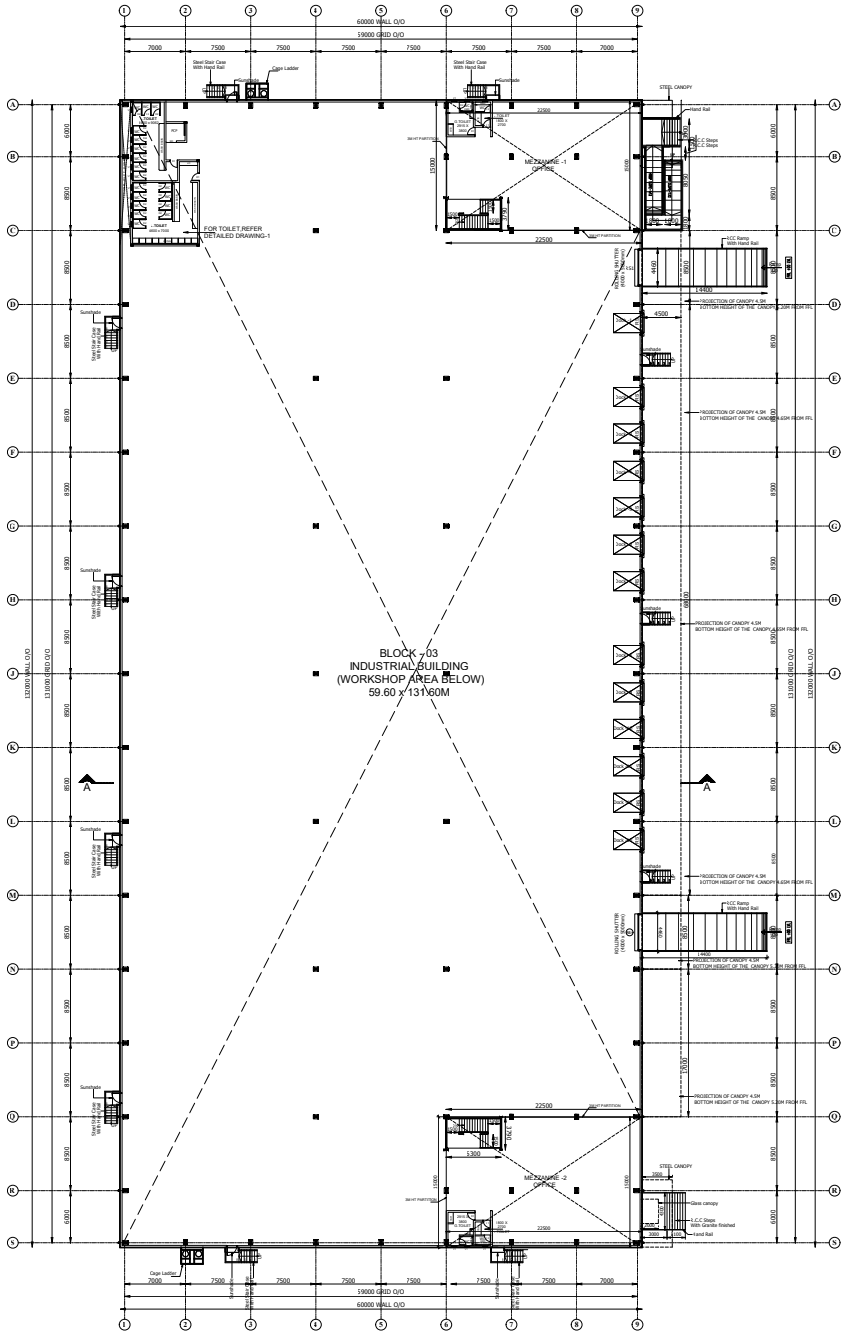
60000 WALL O/O
59000 GRID O/O
7000
7500
7500
7500
7500
7500
7500
7000
Steel Stair Case With Hand Rail
Sunshade
Cage Ladder
STEEL CANOPY
Hand Rail
C.C Steps
TOILET
FOR TOILET,REFER DETAILED DRAWING-1
MEZZANINE -1 OFFICE
22500
15000
3M HT PARTITION
CC Ramp With Hand Rail
ROLLING SHUTTER
14400
4500
PROJECTION OF CANOPY 4.5M BOTTOM HEIGHT OF THE CANOPY 5.20M FROM FFL
BLOCK - 03
INDUSTRIAL BUILDING
(WORKSHOP AREA BELOW)
59.60 x 131.60M
132000 WALL O/O
131000 GRID O/O
6000
8500
A
MEZZANINE -2 OFFICE
5300
Glass canopy
C.C Steps With Granite finished
A
B
C
D
E
F
G
H
J
K
L
M
N
P
Q
R
S
1
2
3
4
5
6
7
8
9

MEZZANINE FLOOR PLAN

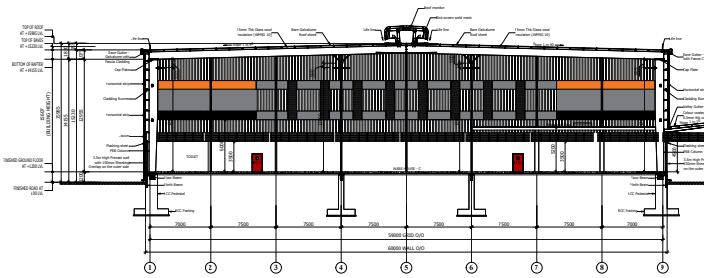
TOP OF ROOF
TOP OF EAVES
BOTTOM OF RAFTER
FINISHED GROUND FLOOR
FINISHED ROAD
(BUILDING HEIGHT)
Roof monitor
Bird screen weld mesh
Life line
Bare Galvalume Roof sheet
Eave Gutter - Galvalume with Fascia Cladding
Cap Plate
Horizontal strip
Cladding Runner
Valley Gutter
Flashing sheet
PEB Column
3.5m High Precast wall with 150mm Sheeting Overlap on the outer side
TOILET
Plinth Beam
CC Pedestal
RCC Footing
7000
7500
7500
7500
7500
7500
7500
7000
59000 GRID O/O
60000 WALL O/O
1
2
3
4
5
6
7
8
9

SECTION - AA

BLOCK - 03	SHEET NO: 08 / 17

PLAN SHOWING THE PROPOSED CONSTRUCTION OF INDUSTRIAL BUILDING IN S.F.NO: 265/1A,1B1, 1B2, 2A, 2B1, 2B2, 3A, 3B1, 3B2, 3B3; 267/1B; 270/3B2B, 3C1,3C2, 3D, 5, 6, 7; 307/1A, 2, 3A, 3B; 308; 309/1, 2A1, 2A2, 2B, 3A, 3B, 4, 5, 6, 7, 8, 9,10, 11, 12A, 12B,12C,12D; 310/1A1B, 1A2 KILAIY VILLAGE, SRIPERUMBUDUR TALUK, KANCHEEPURAM DISTRICT. MANUFACTURING OF "(LIGHT AND HEAVY ENGINEERING/ MANUFACTURING / ASSEMBLING PARK / INDUSTRIAL STORAGE) " INDUSTRY CLASSIFIED AS "ORANGE"

NOTE : ALL DIMENSIONS AREA IN METER

SPECIFICATION :

FOUNDATION	: RCC 1:11/2:3 M25 Concrete Column footing Laid Over sand filling and PCC 1:4:8.
RCC WORK	: All Column, Beams, Roof Slab, Lintel,& Sunshade are in CC 1:11/2:3(M-25)
BRICKWORK	: B.W in Basement & Superstructure are in CM 1:5.
JOINERY	: Joineries are made with Steel (or) first class teak wood.
WEATHERING COURSE	: 9" x 9" Pressed Tiles laid over the Brick Jelly with Lime mortor and sloped with water proofing compound.
PLASTERING	: Ceiling plastering with CM 1:3Inside & Outside walls are plastering with CM 1:4.
PAINTING	: White washing with two coats over the one coat of primer for Ceiling.Colour washing with two coats over one coat of primer for all Walls.

JOINERY SCHEDULE

RS	2400 X 3000	ROLLING SHUTTER
RS1	4000 X 5000	ROLLING SHUTTER
MD	2000 X 2400	DOOR
FD	1200 X 2100	DOOR
D1	900 X 2100	DOOR
SD	1200 X 2100	SLIDING DOOR
V1	500 X 600	VENTILATOR

COLOUR INDEX :

PROPOSED ▭
BOUNDARY ▭
ROAD ▭
DRIVEWAY ▭

REFERENCE :

SCALE : 1:200
DATE : 06 JAN 2026

N
W E
S

MACHINERY DETAILS :

S.NO	NAME OF THE MACHINE	HP	QTY	TOTAL HP
01	COOLING CONVEYOR	16.00	10	160.00
02	CNC CUTTING M/C	1.34	9	12.06
03	1 CHAMBER WASHING M/C-1,2	8.04	5	40.20
04	LASER ELECTRIC M/C	2.68	6	16.08
05	PRINTING M/C	0.67	1	0.67
06	UPS DB FOR CONTROL PANEL	4.69	5	23.45
07	90 DEGREE CONVEYOR	4.02	6	24.12
08	GRINDING FEEDING	4.02	6	24.12
09	AUTO GRINDING AND CHAMFERING M/C-1,2,3,4	8.04	5	40.20
10	4 CHAMBER WASHING M/C-1,2,3,4	6.70	9	60.30
11	PRINTING CONVEYOR	1.34	10	10.72
12	MMS MOULDING M/C 50 TON-1	20.10	5	100.50
13	MMS MOULDING M/C 50 TON-2,3	29.22	3	146.10
14	MMS MOULDING M/C 120 TON- 1,2	29.22	3	146.10
	TOTAL	136.08	83	804.62

NO OF WORKERS DETAIL :

DESCRIPTION	MALE	FEMALE	TOTAL
FACTORY WORKERS	100	50	150

MECHANICAL VENTILATION AND FIRE PROTECTION SYSTEM PROVIDED FOR ENTIRE BUILDING

APPLICANT :

For MIYA INFRASTRUCTURE PRIVATE LIMITED

Authorised Signatory

ARCHITECT / REGISTERED ENGINEER :

M. Prabhakar

M. BERKMANSLEENAS PRABHAKAR, M.ARCH
Regn. No : CA/2016/79504
Email : berkmansleenas@gmail.com
Mobile : 96559 14631

REGISTERED STRUCTURAL ENGINEER :

Dr. R. SURESH BABU, ME(Struct), Ph.D., M.I.E (IND)., FIV
Registered Structural Engineer - Grade I
TVLR/RSE/Gr-I/2019/11/004 dt 27/11/2019
No.1, Krishnama Road, Mashkur Building,
1st Floor, Nungambakkam, Chennai - 600 034.
Ph : 9884055743 rsbrsprss@gmail.com

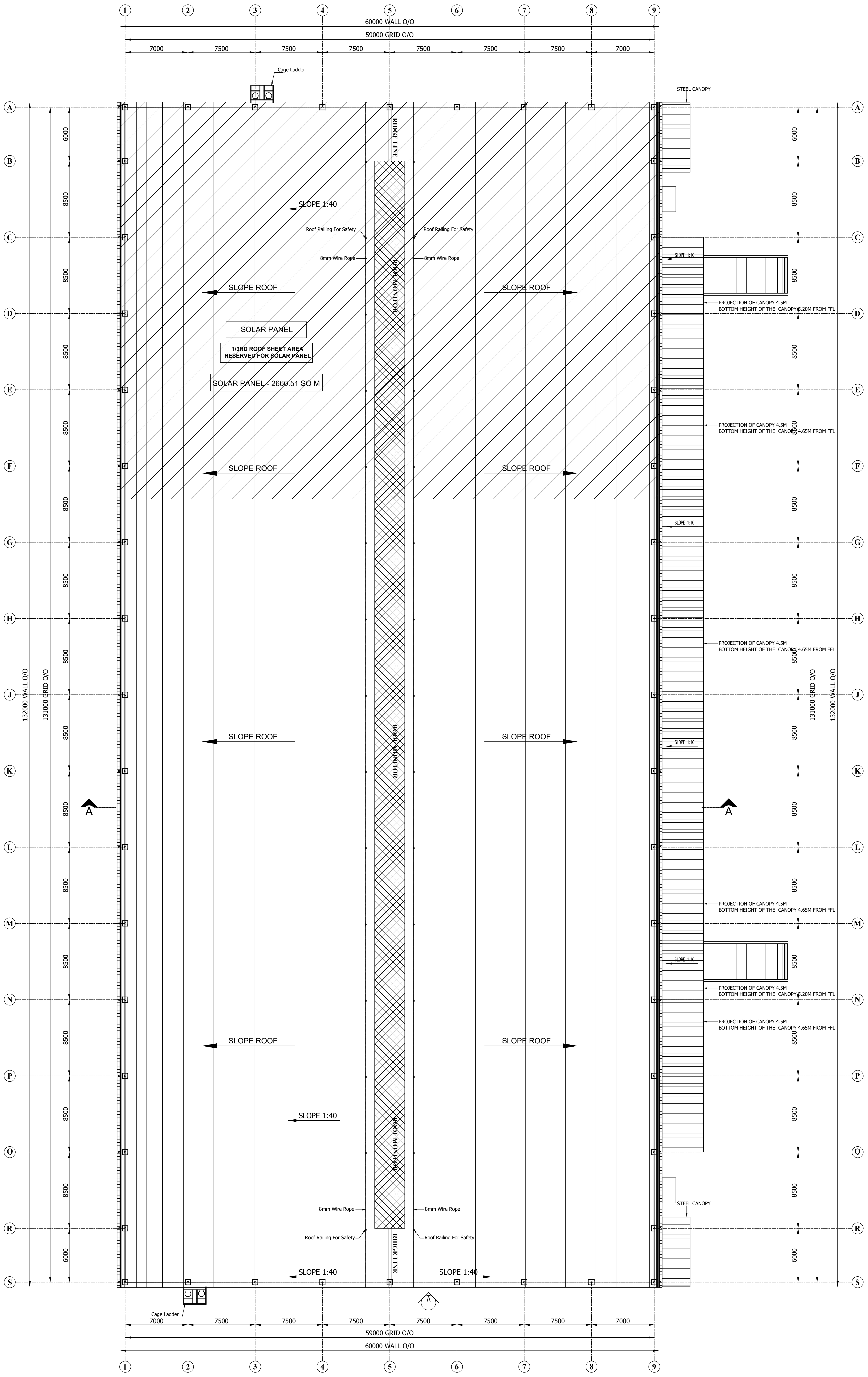
60000 WALL O/O
59000 GRID O/O
7000
7500
Cage Ladder
STEEL CANOPY
RIDGE LINE
ROOF MONITOR
SLOPE 1:40
SLOPE ROOF
Roof Railing For Safety
8mm Wire Rope
SOLAR PANEL
1/3RD ROOF SHEET AREA RESERVED FOR SOLAR PANEL
SOLAR PANEL - 2660.51 SQ M
PROJECTION OF CANOPY 4.5M BOTTOM HEIGHT OF THE CANOPY 6.20M FROM FFL
PROJECTION OF CANOPY 4.5M BOTTOM HEIGHT OF THE CANOPY 4.65M FROM FFL
SLOPE 1:10
132000 WALL O/O
131000 GRID O/O
6000
8500
A
1
2
3
4
5
6
7
8
9
A
B
C
D
E
F
G
H
J
K
L
M
N
P
Q
R
S

ROOF PLAN

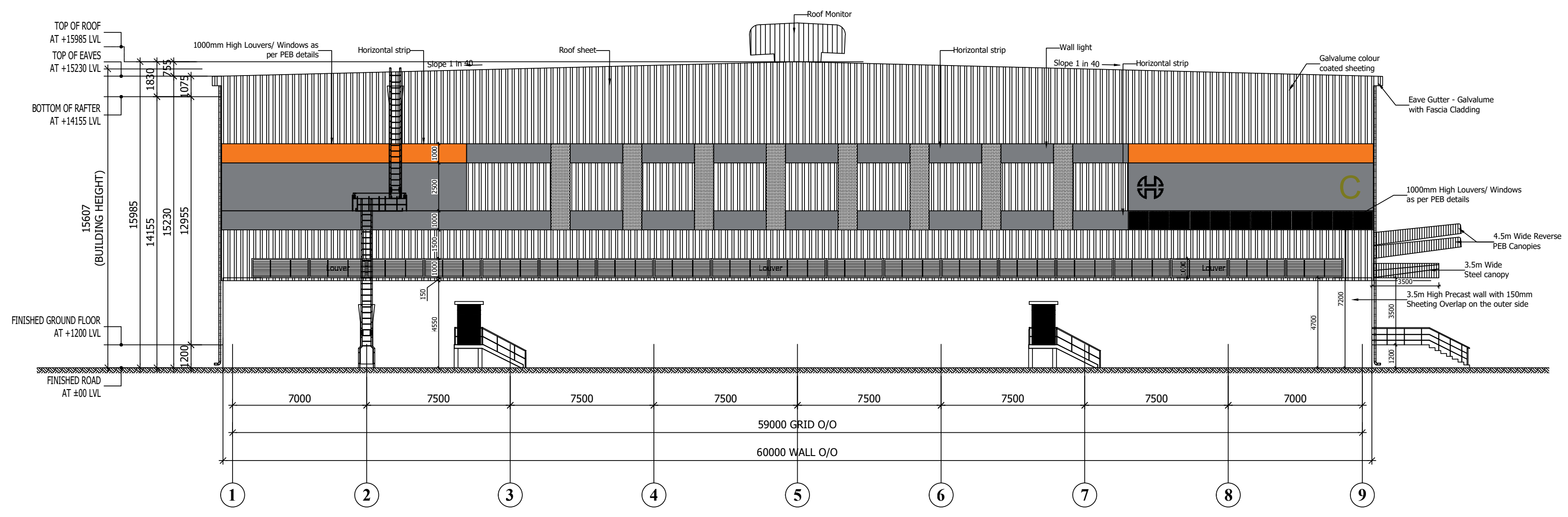
TOP OF ROOF
TOP OF EAVES
BOTTOM OF RAFTER
FINISHED GROUND FLOOR
FINISHED ROAD
Roof Monitor
Roof sheet
Horizontal strip
Wall light
Galvalume colour coated sheeting
Eave Gutter - Galvalume with Fascia Cladding
1000mm High Louvers/ Windows as per PEB details
4.5m Wide Reverse PEB Canopies
2.5m Wide Steel canopy
3.5m High Precast wall with 150mm Sheeting Overlap on the outer side
7000
7500
59000 GRID O/O
60000 WALL O/O
1
2
3
4
5
6
7
8
9

SOUTH SIDE ELEVATION

BLOCK - 03	SHEET NO: 09 / 17

PLAN SHOWING THE PROPOSED CONSTRUCTION OF INDUSTRIAL BUILDING IN S.F.NO: 265/1A,1B1, 1B2, 2A, 2B1, 2B2, 3A, 3B1, 3B2, 3B3; 267/1B; 270/3B2B, 3C1,3C2, 3D, 5, 6, 7; 307/1A, 2, 3A, 3B; 308; 309/1, 2A1, 2A2, 2B, 3A, 3B, 4, 5, 6, 7, 8, 9,10, 11, 12A, 12B,12C,12D; 310/1A1B, 1A2 KILAIY VILLAGE, SRIPERUMBUDUR TALUK, KANCHEEPURAM DISTRICT. MANUFACTURING OF "(LIGHT AND HEAVY ENGINEERING/ MANUFACTURING / ASSEMBLING PARK / INDUSTRIAL STORAGE) " INDUSTRY CLASSIFIED AS "ORANGE"

NOTE : ALL DIMENSIONS AREA IN METER

SPECIFICATION :

FOUNDATION	:	RCC 1:11/2:3 M25 Concrete Column footing Laid Over sand filling and PCC 1:4:8.
RCC WORK	:	All Column, Beams, Roof Slab, Lintel,& Sunshade are in CC 1:11/2:3(M-25)
BRICKWORK	:	B.W in Basement & Superstructure are in CM 1:5.
JOINERY	:	Joineries are made with Steel (or) first class teak wood.
WEATHERING COURSE	:	9" x 9" Pressed Tiles laid over the Brick Jelly with Lime mortor and sloped with water proofing compound.
PLASTERING	:	Ceiling plastering with CM 1:3Inside & Outside walls are plastering with CM 1:4.
PAINTING	:	White washing with two coats over the one coat of primer for Ceiling.Colour washing with two coats over one coat of primer for all Walls.

JOINERY SCHEDULE

RS	2400 X 3000	ROLLING SHUTTER
RS1	4000 X 5000	ROLLING SHUTTER
MD	2000 X 2400	DOOR
FD	1200 X 2100	DOOR
D1	900 X 2100	DOOR
SD	1200 X 2100	SLIDING DOOR
V1	600 X 600	VENTILATOR

COLOUR INDEX :

PROPOSED	▭
BOUNDARY	▭
ROAD	▭
DRIVEWAY	▭

REFERENCE :

SCALE : 1:200
DATE : 06 JAN 2026

N
W E
S

MACHINERY DETAILS :

S.NO	NAME OF THE MACHINE	HP	QTY	TOTAL HP
01	COOLING CONVEYOR	16.00	10	160.00
02	CNC CUTTING M/C	1.34	9	12.06
03	1 CHAMBER WASHING M/C-1,2	8.04	5	40.20
04	LASER ELECTRIC M/C	2.68	6	16.08
05	PRINTING M/C	0.67	1	0.67
06	UPS DB FOR CONTROL PANEL	4.69	5	23.45
07	90 DEGREE CONVEYOR	4.02	6	24.12
08	GRINDING FEEDING	4.02	6	24.12
09	AUTO GRINDING AND CHAMFERING M/C-1,2,3,4	8.04	5	40.20
10	4 CHAMBER WASHING M/C-1,2,3,4	6.70	9	60.30
11	PRINTING CONVEYOR	1.34	10	10.72
12	MMS MOULDING M/C 50 TON-1	20.10	5	100.50
13	MMS MOULDING M/C 50 TON-2,3	29.22	3	146.10
14	MMS MOULDING M/C 120 TON- 1,2	29.22	3	146.10
	TOTAL	136.08	83	804.62

NO OF WORKERS DETAIL :

DESCRIPTION	MALE	FEMALE	TOTAL
FACTORY WORKERS	100	50	150

MECHANICAL VENTILATION AND FIRE PROTECTION SYSTEM
PROVIDED FOR ENTIRE BUILDING

APPLICANT :

For MIYA INFRASTRUCTURE PRIVATE LIMITED
Authorised Signatory

ARCHITECT / REGISTERED ENGINEER :

M. BERKMANSLEENAS PRABHAKAR, M.ARCH
Regn.No:CA/2016/79504
Email:berkmansleenas@gmail.com
Mobile:96559 14631

REGISTERED STRUCTURAL ENGINEER :

Dr. R. SURESH BABU, ME(Struct), Ph.D., M.I.E (IND)., FIV
Registered Structural Engineer - Grade I
TVLR/RSE/Gr-I/2019/11/004 dt 27/11/2019
No.1, Krishnama Road, Mashkur Building,
1st Floor, Nungambakkam, Chennai - 600 034.
Ph:9884055743 rsbrsprss@gmail.com

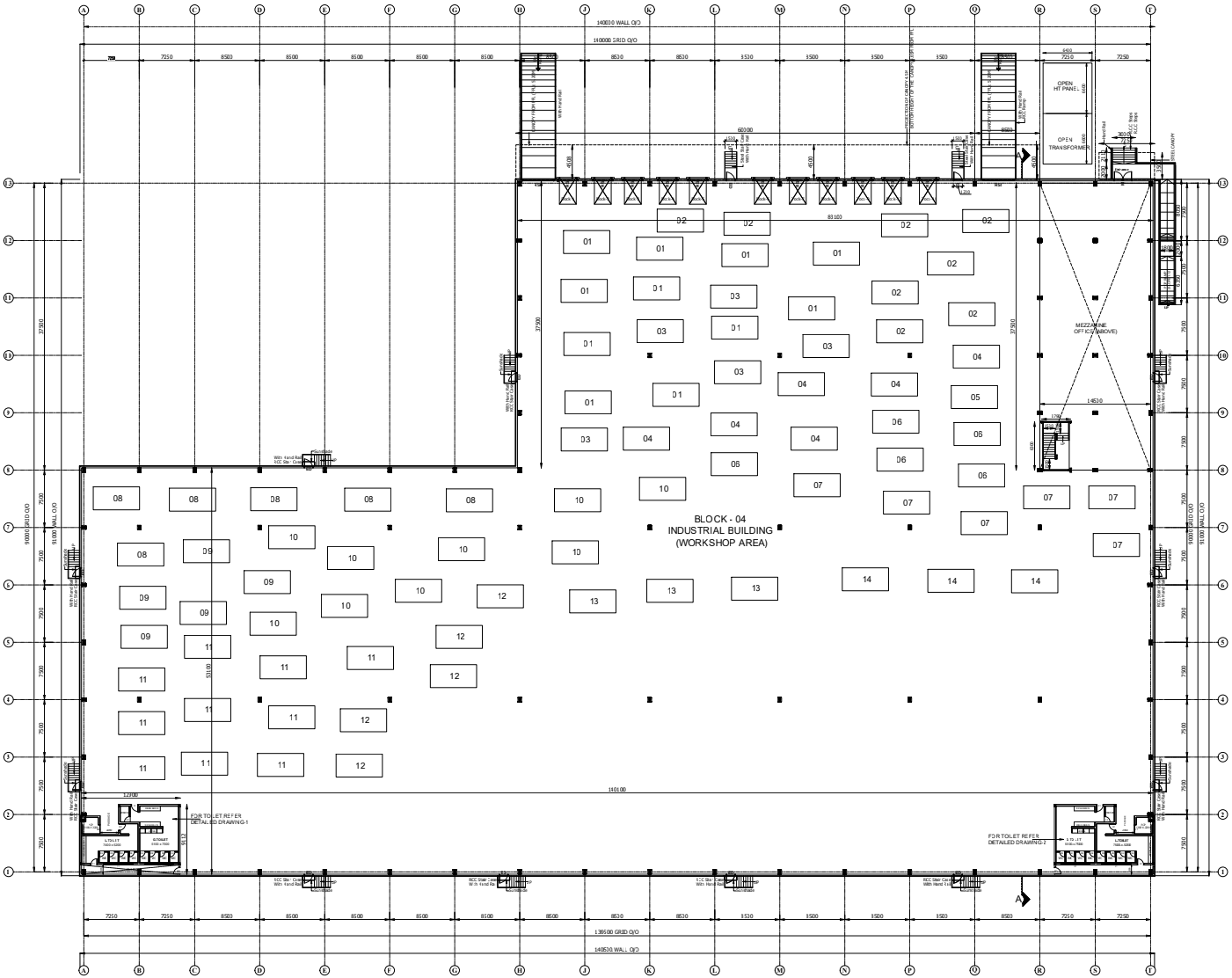
A
B
C
D
E
F
G
H
J
K
L
M
N
P
Q
R
S
T
13
12
11
10
9
8
7
6
5
4
3
2
1
140000 WALL O/O
140000 GRID O/O
60300
83100
140100
136500 GRID O/O
140530 WALL O/O
37900
90000 GRID O/O
91000 WALL O/O
OPEN HT PANEL
OPEN TRANSFORMER
MEZZANINE OFFICE (ABOVE)
14530
BLOCK - 04
INDUSTRIAL BUILDING
(WORKSHOP AREA)
FOR TOILET REFER DETAILED DRAWING-1
FOR TOILET REFER DETAILED DRAWING-2
RCC Stair Case With Hand Rail
Sunshade
A

GROUND FLOOR PLAN

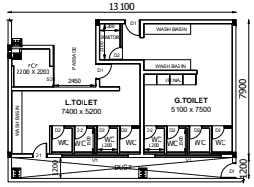
13100
WASH BASIN
PASSAGE
FCP 2200 X 2000
2450
L.TOILET
7400 x 5200
G.TOILET
5100 x 7500
WC
DUCT
7900
1200
2000

TOILET DETAIL - 1

SANITATION DETAILS :-			
TOTAL NUMBER OF MALE = 100 NOS			
TOTAL NUMBER OF FEMALE = 50 NOS			
S NO.	SANITARY UNIT	REQUIRED	PROVIDED
1.	WATER CLOSET	10 Nos	16 Nos
2.	ABLUTION TAPS	10 Nos	16 Nos
3.	URINALS	05 Nos	08 Nos
4.	WASH BASINS	10 Nos	16 Nos
5.	BATHS	-	-
6.	DRINKING WATER FOUNTAINS	01 Nos	01 Nos
7.	CLEANER'S SINK	01 Nos	01 Nos

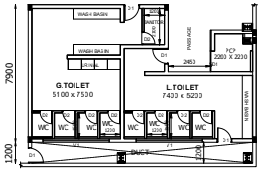
13100
WASH BASIN
PASSAGE
FCP 2200 X 2230
2453
G.TOILET
5100 x 7530
L.TOILET
7400 x 5200
WC
DUCT
7900
1200

TOILET DETAIL - 2

BLOCK - 4	SHEET NO: 10 / 17

PLAN SHOWING THE PROPOSED CONSTRUCTION OF INDUSTRIAL BUILDING IN S.F.NO: 265/1A, 1B1, 1B2, 2A, 2B1, 2B2, 3A, 3B1, 3B2, 3B3; 267/1B; 270/3B2B, 3C1,3C2, 3D, 5, 6, 7; 307/1A, 2, 3A, 3B; 308; 309/1, 2A1, 2A2, 2B, 3A, 3B, 4, 5, 6, 7, 8, 9,10, 11, 12A, 12B,12C,12D; 310/1A1B, 1A2 KILAIY VILLAGE, SRIPERUMBUDUR TALUK, KANCHEEPURAM DISTRICT. MANUFACTURING OF "(LIGHT AND HEAVY ENGINEERING/ MANUFACTURING / ASSEMBLING PARK / INDUSTRIAL STORAGE) " INDUSTRY CLASSIFIED AS "ORANGE"

NOTE : ALL DIMENSIONS AREA IN METER

SPECIFICATION :

FOUNDATION	:	RCC 1:1 1/2:3 M25 Concrete Column footing Laid Over sand filling and PCC 1:4:8.
RCC WORK	:	All Column, Beams, Roof Slab, Lintel,& Sunshade are in CC 1:11/2:3(M-25)
BRICKWORK	:	B.W in Basement & Superstructure are in CM 1:5.
JOINERY	:	Joineries are made with Steel (or) first class teak wood.
WEATHERING COURSE	:	9" x 9" Pressed Tiles laid over the Brick Jelly with Lime mortor and sloped with water proofing compound.
PLASTERING	:	Ceiling plastering with CM 1:3Inside & Outside walls are plastering with CM 1:4.
PAINTING	:	White washing with two coats over the one coat of primer for Ceiling.Colour washing with two coats over one coat of primer for all Walls.

JOINERY SCHEDULE

RS	2400 X 3000	ROLLING SHUTTER
RS1	4000 X 5000	ROLLING SHUTTER
MD	2000 X 2400	DOOR
FD	1200 X 2100	DOOR
D1	900 X 2100	DOOR
V1	800 X 800	VENTILATOR

COLOUR INDEX :

- PROPOSED ☐
- BOUNDARY ☐
- ROAD ☐
- DRIVEWAY ☐

REFERENCE :

SCALE : 1:200
DATE : 06 JAN 2026

N
W E
S

MACHINERY DETAILS :

S.NO	NAME OF THE MACHINE	HP	QTY	TOTAL HP
01	COOLING CONVEYOR	16.30	10	160.30
02	CNC CUTTING M/C	1.34	9	12.06
03	1 CHAMBER WASHING M/C-1,2	8.04	5	40.20
04	LASER ELECTRIC M/C	2.58	6	16.38
05	PRINTING M/C	0.57	1	0.57
06	UPS DB FOR CONTROL PANEL	4.69	5	23.45
07	90 DEGREE CONVEYOR	4.02	6	24.12
08	GRINDING FEEDING	4.02	6	24.12
09	AUTO GRINDING AND CHAMFERING M/C-1,2,3,4	8.04	5	40.20
10	4 CHAMBER WASHING M/C-1,2,3,4	6.70	9	60.30
11	PRINTING CONVEYOR	1.34	10	10.72
12	MMS MOULDING M/C 50 TON-1	20.10	5	100.50
13	MMS MOULDING M/C 50 TON-2,3	29.22	3	146.10
14	MMS MOULDING M/C 120 TON- 1,2	29.22	3	146.10
	TOTAL	136.38	83	804.52

NO OF WORKERS DETAIL :

DESCRIPTION	MALE	FEMALE	TOTAL
FACTORY WORKERS	100	50	150

MECHANICAL VENTILATION AND FIRE PROTECTION SYSTEM PROVIDED FOR ENTIRE BUILDING

APPLICANT :

For MIYA INFRASTRUCTURE PRIVATE LIMITED
Authorised Signatory

ARCHITECT / REGISTERED ENGINEER :

M. BERKMANSLEENAS PRABHAKAR, M.ARCH
Regn.No:CA/2016/79504
Email:berkmansleenas@gmail.com
Mobile:96559 14631

REGISTERED STRUCTURAL ENGINEER :

Dr. R. SURESH BABU, ME(Stud), Ph.D., M.I.E (IND), FIV
Registered Structural Engineer - Grade I
TVLR/RSE/Gr-I/2019/11/004 dt 27/11/2019
No.1, Krishnama Road, Mashkur Building,
1st Floor, Nungambakkam, Chennai - 600 034.
Ph:9884056743 rsbrsprss@gmail.com

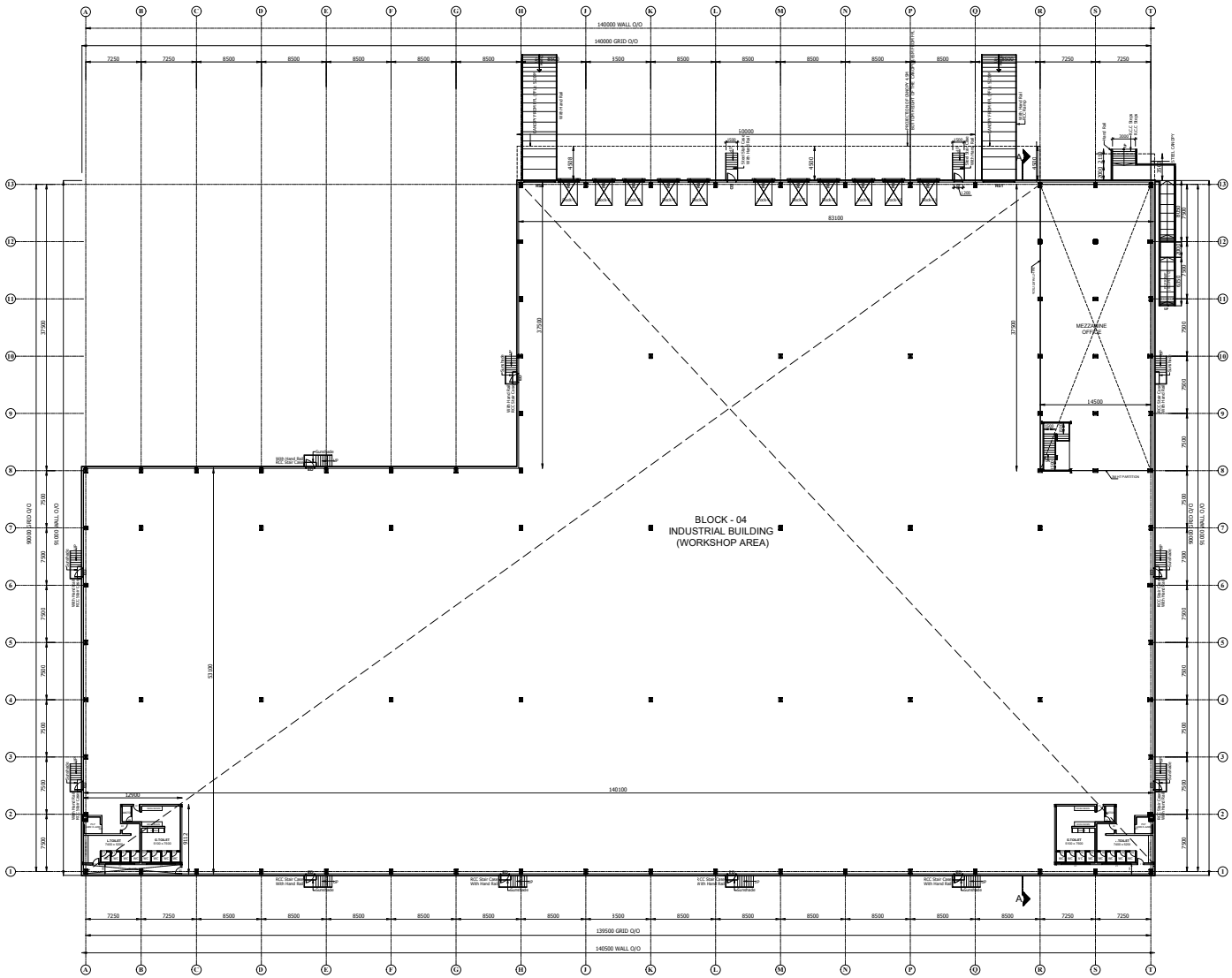
A
B
C
D
E
F
G
H
I
K
L
M
N
P
Q
R
S
T
1
2
3
4
5
6
7
8
9
10
11
12
13
140000 WALL O/O
140000 GRID O/O
7250
8500
50000
83100
37500
14500
MEZZANINE OFFICE
BLOCK - 04
INDUSTRIAL BUILDING
(WORKSHOP AREA)
140100
53100
12900
9112
90000 GRID O/O
91000 WALL O/O
7500
7900
139500 GRID O/O
140500 WALL O/O
RCC Stair Case
With Hand Rail
Sunshade
A

MEZZANINE FLOOR PLAN

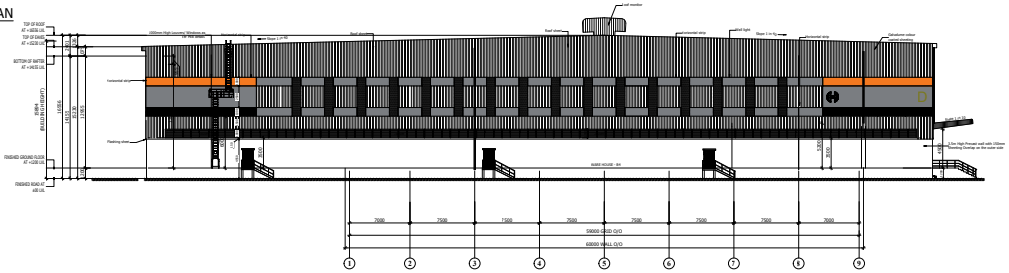
7000
7500
59000 GRID O/O
60000 WALL O/O
1
2
3
4
5
6
7
8
9

EAST SIDE ELEVATION

BLOCK - 4	SHEET NO: 11 / 17

PLAN SHOWING THE PROPOSED CONSTRUCTION OF INDUSTRIAL BUILDING IN S.F.NO: 265/1A,1B1, 1B2, 2A, 2B1, 2B2, 3A, 3B1, 3B2, 3B3; 267/1B; 270/3B2B, 3C1,3C2, 3D, 5, 6, 7; 307/1A, 2, 3A, 3B; 308; 309/1, 2A1, 2A2, 2B, 3A, 3B, 4, 5, 6, 7, 8, 9,10, 11, 12A, 12B,12C,12D; 310/1A1B, 1A2 KILAIY VILLAGE, SRIPERUMBUDUR TALUK, KANCHEEPURAM DISTRICT. MANUFACTURING OF "(LIGHT AND HEAVY ENGINEERING/ MANUFACTURING / ASSEMBLING PARK / INDUSTRIAL STORAGE) " INDUSTRY CLASSIFIED AS "ORANGE"

NOTE : ALL DIMENSIONS AREA IN METER

SPECIFICATION :

FOUNDATION : RCC 1:11/2:3 M25 Concrete Column footing Laid Over sand filling and PCC 1:4:8.

RCC WORK : All Column, Beams, Roof Slab, Lintel,& Sunshade are in CC 1:11/2:3(M-25)

BRICKWORK : B.W in Basement & Superstructure are in CM 1:5.

JOINERY : Joineries are made with Steel (or) first class teak wood.

WEATHERING COURSE : 9" x 9" Pressed Tiles laid over the Brick Jelly with Lime mortor and sloped with water proofing compound.

PLASTERING : Ceiling plastering with CM 1:3Inside & Outside walls are plastering with CM 1:4.

PAINTING : White washing with two coats over the one coat of primer for Ceiling.Colour washing with two coats over one coat of primer for all Walls.

JOINERY SCHEDULE

RS	2400 X 3000	ROLLING SHUTTER
RS1	4000 X 5000	ROLLING SHUTTER
MD	2000 X 2400	DOOR
FD	1200 X 2100	DOOR
D1	900 X 2100	DOOR
V1	600 X 600	VENTILATOR

COLOUR INDEX :

PROPOSED	▭
BOUNDARY	▭
ROAD	▭
DRIVEWAY	▭

REFERENCE :

SCALE : 1:200
DATE : 06 JAN 2026

N
W E
S

MACHINERY DETAILS :

S.NO	NAME OF THE MACHINE	HP	QTY	TOTAL HP
01	COOLING CONVEYOR	16.00	10	160.00
02	CNC CUTTING M/C	1.34	9	12.06
03	1 CHAMBER WASHING M/C-1,2	8.04	5	40.20
04	LASER ELECTRIC M/C	2.68	6	16.08
05	PRINTING M/C	0.67	1	0.67
06	UPS DB FOR CONTROL PANEL	4.69	5	23.45
07	90 DEGREE CONVEYOR	4.02	6	24.12
08	GRINDING FEEDING	4.02	6	24.12
09	AUTO GRINDING AND CHAMFERING M/C-1,2,3,4	8.04	5	40.20
10	4 CHAMBER WASHING M/C-1,2,3,4	6.70	9	60.30
11	PRINTING CONVEYOR	1.34	10	10.72
12	MMS MOULDING M/C 50 TON-1	20.10	5	100.50
13	MMS MOULDING M/C 50 TON-2,3	29.22	3	146.10
14	MMS MOULDING M/C 120 TON- 1,2	29.22	3	146.10
	TOTAL	136.08	83	804.62

NO OF WORKERS DETAIL :

DESCRIPTION	MALE	FEMALE	TOTAL
FACTORY WORKERS	100	50	150

MECHANICAL VENTILATION AND FIRE PROTECTION SYSTEM PROVIDED FOR ENTIRE BUILDING

APPLICANT :

For MIYA INFRASTRUCTURE PRIVATE LIMITED

Authorised Signatory

ARCHITECT / REGISTERED ENGINEER :

M. Ray

M. BERKMANSLEENAS PRABHAKAR, M.ARCH
Regn.No:CA/2016/79504
Email:berkmansleenas@gmail.com
Mobile:96559 14631

REGISTERED STRUCTURAL ENGINEER :

Dr. R. SURESH BABU, ME(Struct), Ph.D., M.I.E (IND), FIV
Registered Structural Engineer - Grade I
TVLR/RSE/Gr-I/2019/11/004 dt 27/11/2019
No.1, Krishnama Road, Mashkur Building,
1st Floor, Nungambakkam, Chennai - 600 034.
Ph:9884066743 rsbrsprss@gmail.com

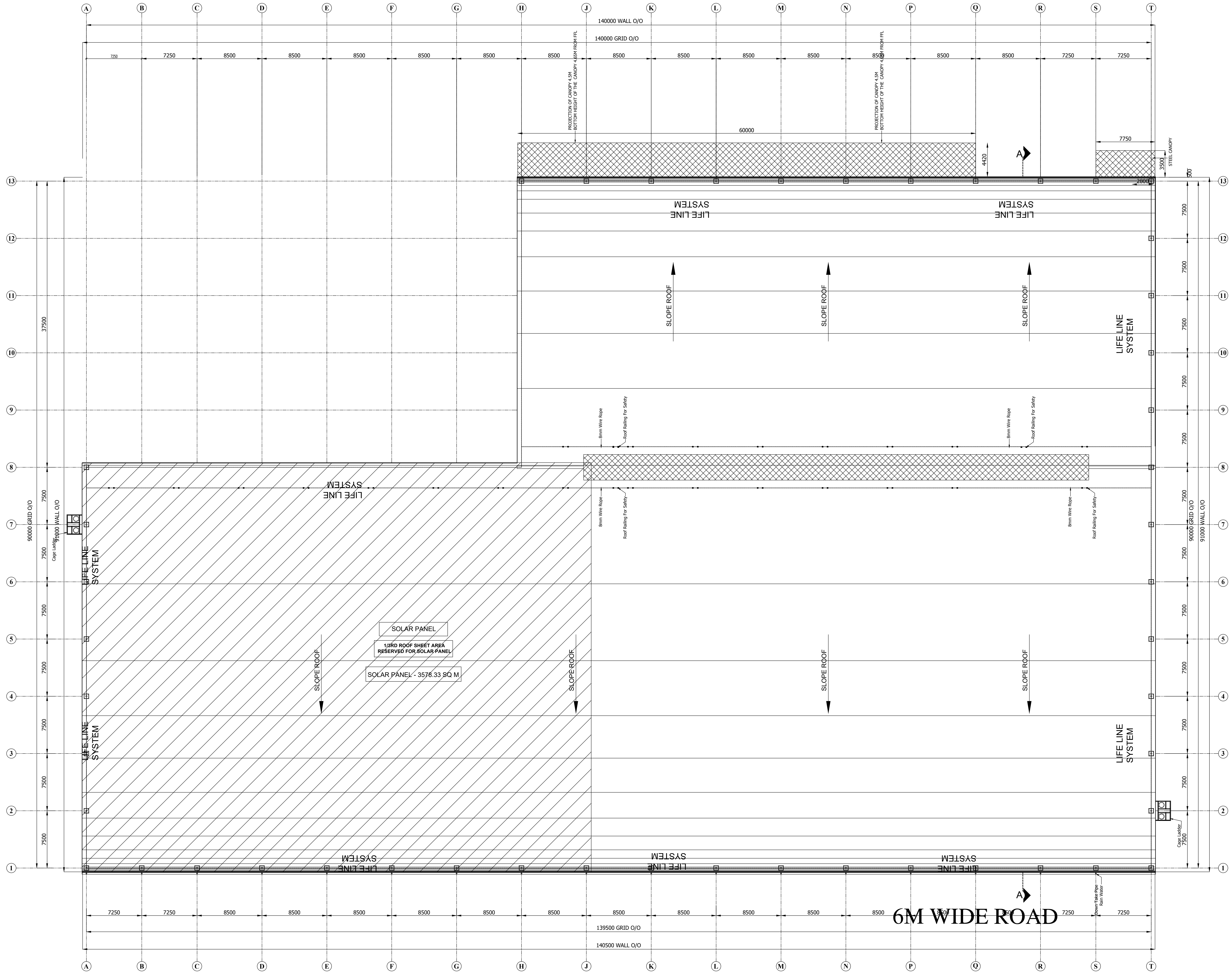
A B C D E F G H J K L M N P Q R S T
140000 WALL O/O
140000 GRID O/O
7250 7250 8500 8500 8500 8500 8500 8500 8500 8500 8500 8500 8500 8500 7250 7250
PROJECTION OF CANOPY 4.5M
BOTTOM HEIGHT OF THE CANOPY 4.65M FROM FFL
60000
4420
7750
STEEL CANOPY
3500
2800
A
13 12 11 10 9 8 7 6 5 4 3 2 1
7500
37500
90000 GRID O/O
91000 WALL O/O
Cage Ladder
LIFE LINE SYSTEM
SLOPE ROOF
8mm Wire Rope
Roof Railing For Safety
SOLAR PANEL
1/3RD ROOF SHEET AREA RESERVED FOR SOLAR PANEL
SOLAR PANEL - 3576.33 SQ M
Down Take Pipe Rain Water
6M WIDE ROAD
139500 GRID O/O
140500 WALL O/O

ROOF PLAN

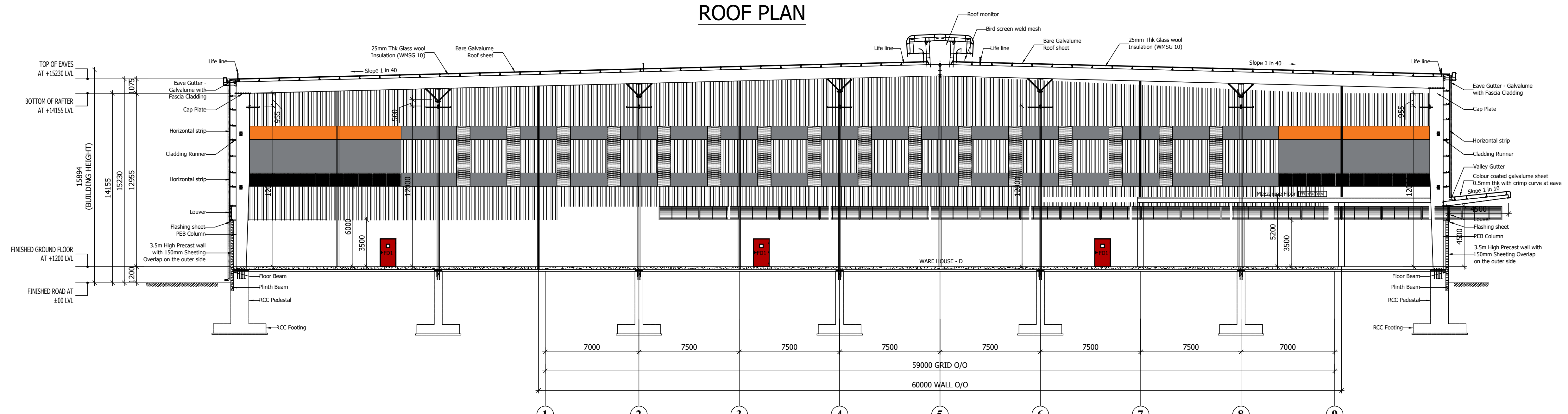
Roof monitor
Bird screen weld mesh
Life line
Bare Galvalume Roof sheet
25mm Thk Glass wool Insulation (WMSG 10)
Slope 1 in 40
TOP OF EAVES AT +15230 LVL
BOTTOM OF RAFTER AT +14155 LVL
FINISHED GROUND FLOOR AT +1200 LVL
FINISHED ROAD AT ±00 LVL
15894 (BUILDING HEIGHT)
14155
15230
12955
1075
1200
Eave Gutter - Galvalume with Fascia Cladding
Cap Plate
Horizontal strip
Cladding Runner
Louver
Flashing sheet
PEB Column
3.5m High Precast wall with 150mm Sheeting Overlap on the outer side
Valley Gutter
Colour coated galvalume sheet 0.5mm thk with crimp curve at eave
Slope 1 in 10
Mezzanine Floor
Floor Beam
Plinth Beam
RCC Pedestal
RCC Footing
955
500
12000
6000
3500
5200
4500
FD1
WARE HOUSE - D
7000 7500 7500 7500 7500 7500 7500 7000
59000 GRID O/O
60000 WALL O/O
1 2 3 4 5 6 7 8 9

SECTION - AA

BLOCK - 4	SHEET NO: 12 / 17

PLAN SHOWING THE PROPOSED CONSTRUCTION OF INDUSTRIAL BUILDING IN S.F.NO: 265/1A,1B1, 1B2, 2A, 2B1, 2B2, 3A, 3B1, 3B2, 3B3; 267/1B; 270/3B2B, 3C1,3C2, 3D, 5, 6, 7; 307/1A, 2, 3A, 3B; 308; 309/1, 2A1, 2A2, 2B, 3A, 3B, 4, 5, 6, 7, 8, 9,10, 11, 12A, 12B,12C,12D; 310/1A1B, 1A2 KILAIY VILLAGE, SRIPERUMBUDUR TALUK, KANCHEEPURAM DISTRICT. MANUFACTURING OF "(LIGHT AND HEAVY ENGINEERING/ MANUFACTURING / ASSEMBLING PARK / INDUSTRIAL STORAGE) " INDUSTRY CLASSIFIED AS "ORANGE"

NOTE : ALL DIMENSIONS AREA IN METER

SPECIFICATION :

FOUNDATION	: RCC 1:11/2:3 M25 Concrete Column footing Laid Over sand filling and PCC 1:4:8.
RCC WORK	: All Column, Beams, Roof Slab, Lintel,& Sunshade are in CC 1:11/2:3(M-25)
BRICKWORK	: B.W in Basement & Superstructure are in CM 1:5.
JOINERY	: Joineries are made with Steel (or) first class teak wood.
WEATHERING COURSE	: 9" x 9" Pressed Tiles laid over the Brick Jelly with Lime mortor and sloped with water proofing compound.
PLASTERING	: Ceiling plastering with CM 1:3Inside & Outside walls are plastering with CM 1:4.
PAINTING	: White washing with two coats over the one coat of primer for Ceiling.Colour washing with two coats over one coat of primer for all Walls.

JOINERY SCHEDULE

RS	2400 X 3000	ROLLING SHUTTER
RS1	4000 X 5000	ROLLING SHUTTER
MD	2000 X 2400	DOOR
FD	1200 X 2100	DOOR
D1	900 X 2100	DOOR
V1	600 X 600	VENTILATOR

COLOUR INDEX :

PROPOSED	☐
BOUNDARY	☐
ROAD	☐
DRIVEWAY	☐

REFERENCE :

SCALE : 1:200
DATE : 06 JAN 2026

N
W E
S

MACHINERY DETAILS :

S.NO	NAME OF THE MACHINE	HP	QTY	TOTAL HP
01	COOLING CONVEYOR	16.00	10	160.00
02	CNC CUTTING M/C	1.34	9	12.06
03	1 CHAMBER WASHING M/C-1,2	8.04	5	40.20
04	LASER ELECTRIC M/C	2.68	6	16.08
05	PRINTING M/C	0.67	1	0.67
06	UPS DB FOR CONTROL PANEL	4.69	5	23.45
07	90 DEGREE CONVEYOR	4.02	6	24.12
08	GRINDING FEEDING	4.02	6	24.12
09	AUTO GRINDING AND CHAMFERING M/C-1,2,3,4	8.04	5	40.20
10	4 CHAMBER WASHING M/C-1,2,3,4	6.70	9	60.30
11	PRINTING CONVEYOR	1.34	10	10.72
12	MMS MOULDING M/C 50 TON-1	20.10	5	100.50
13	MMS MOULDING M/C 50 TON-2,3	29.22	3	146.10
14	MMS MOULDING M/C 120 TON- 1,2	29.22	3	146.10
	TOTAL	136.08	83	804.62

NO OF WORKERS DETAIL :

DESCRIPTION	MALE	FEMALE	TOTAL
FACTORY WORKERS	100	50	150

MECHANICAL VENTILATION AND FIRE PROTECTION SYSTEM PROVIDED FOR ENTIRE BUILDING

APPLICANT :

For MIYA INFRASTRUCTURE PRIVATE LIMITED

Authorised Signatory

ARCHITECT / REGISTERED ENGINEER :

M. Bry
M. BERKMANSLEENAS PRABHAKAR, M.ARCH
Regn. No: CA/2016/79504
Email: berkmansleenas@gmail.com
Mobile: 96559 14631

REGISTERED STRUCTURAL ENGINEER :

Dr. R. SURESH BABU, ME(Struct), Ph.D., M.I.E (IND)., FIV
Registered Structural Engineer - Grade I
TVLR/RSE/Gr-I/2019/11/004 dt 27/11/2019
No.1, Krishnama Road, Mashkur Building,
1st Floor, Nungambakkam, Chennai - 600 034.
Ph: 9884055743 rsbrsprss@gmail.com

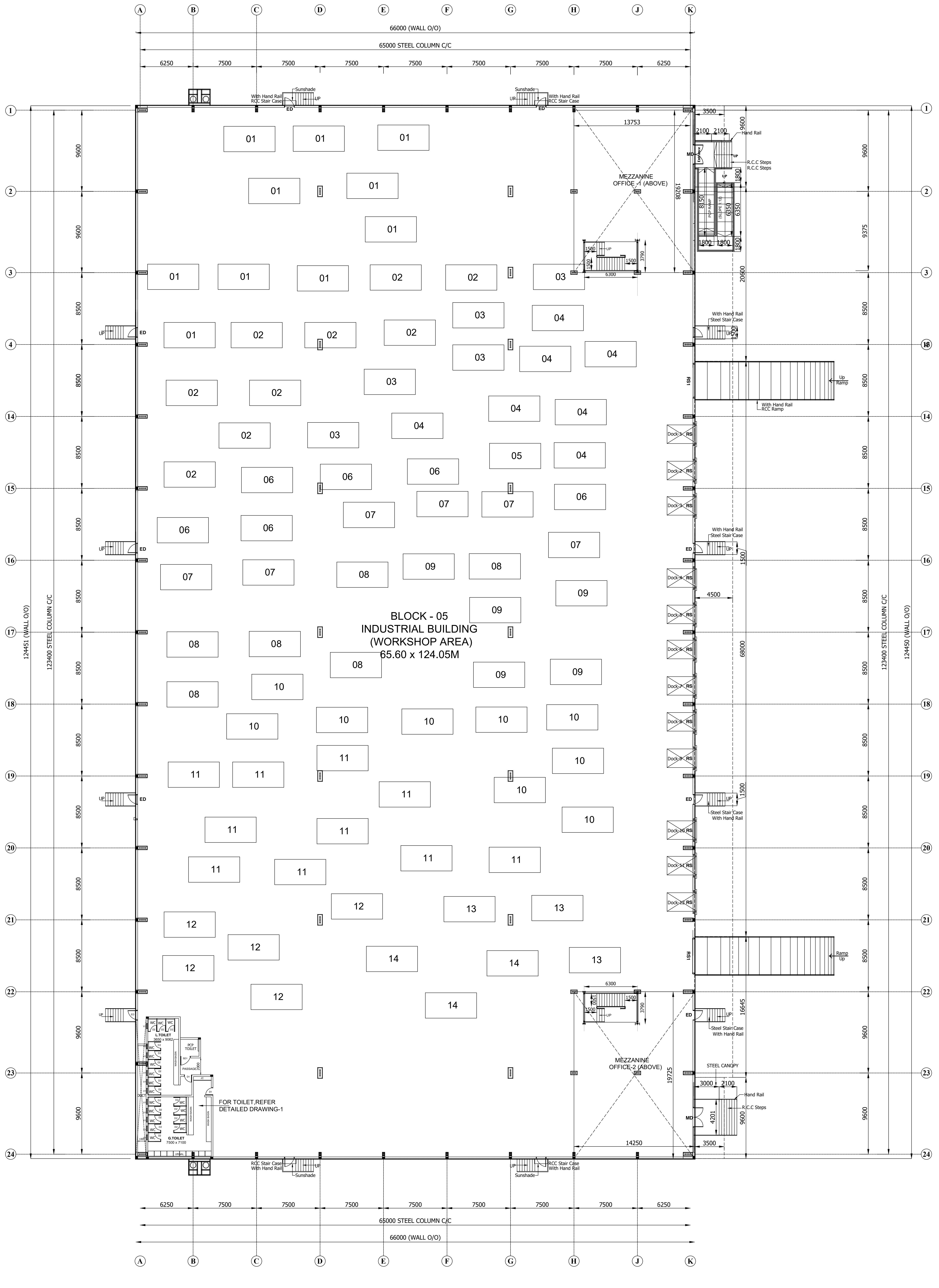
66000 (WALL O/O)
65000 STEEL COLUMN C/C
6250 7500 7500 7500 7500 7500 7500 7500 6250
A B C D E F G H J K
1 2 3 4 14 15 16 17 18 19 20 21 22 23 24
124451 (WALL O/O)
123400 STEEL COLUMN C/C
124450 (WALL O/O)
MEZZANINE OFFICE -1 (ABOVE)
MEZZANINE OFFICE-2 (ABOVE)
BLOCK - 05
INDUSTRIAL BUILDING
(WORKSHOP AREA)
65.60 x 124.05M
With Hand Rail
RCC Stair Case
Sunshade
Steel Stair Case
R.C.C Steps
Hand Rail
Ramp Up
With Hand Rail RCC Ramp
STEEL CANOPY
FOR TOILET,REFER DETAILED DRAWING-1
L.TOILET
G.TOILET
PCP TOILET
PASSAGE
01 02 03 04 05 06 07 08 09 10 11 12 13 14

GROUND FLOOR PLAN

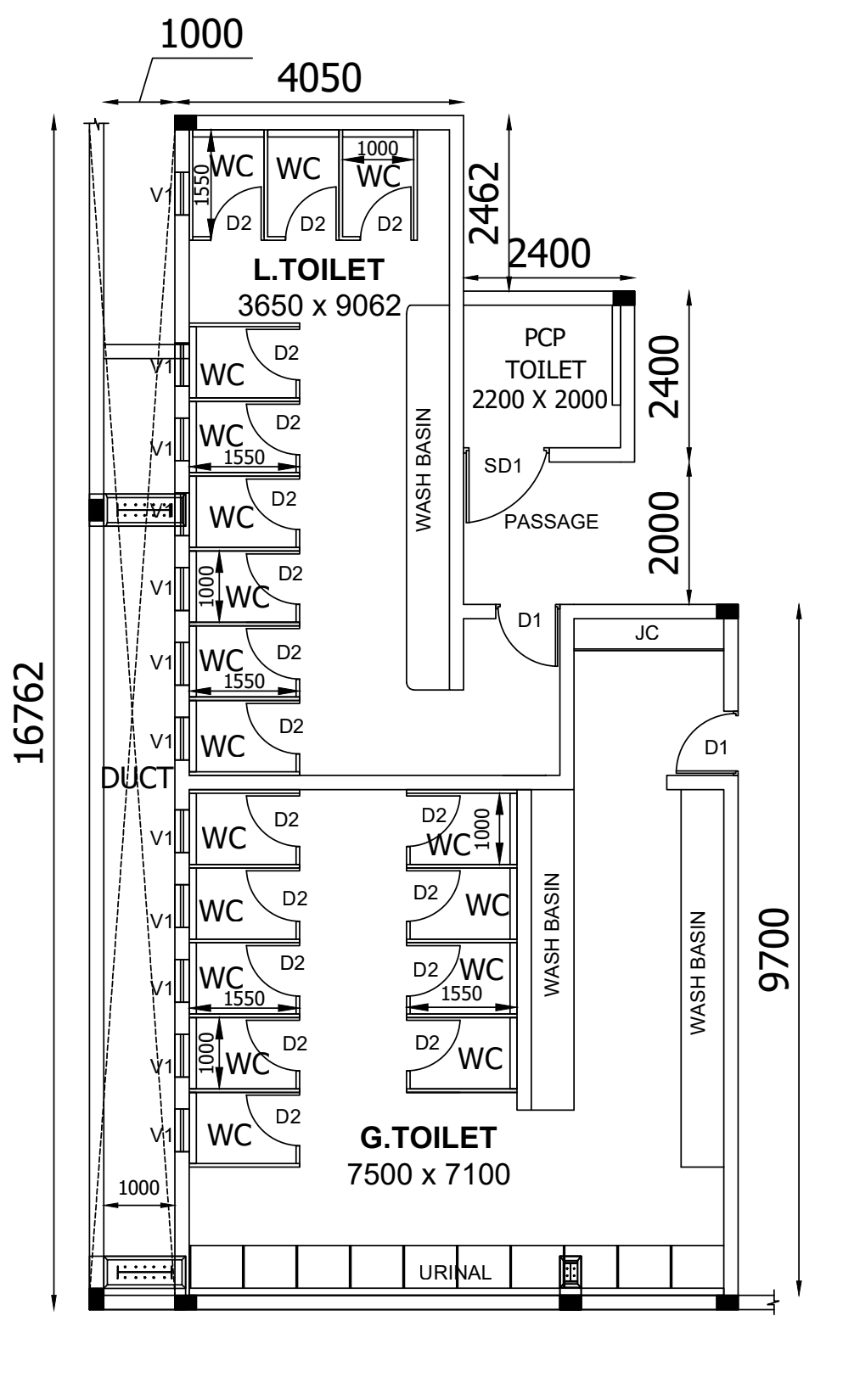
1000
4050
2462
2400
2400
2000
16762
9700
WC
D2
V1
L.TOILET
3650 x 9062
PCP TOILET
2200 X 2000
WASH BASIN
PASSAGE
SD1
D1
JC
DUCT
G.TOILET
7500 x 7100
URINAL

TOILET DETAIL - 1

SANITATION DETAILS:-			
TOTAL NUMBER OF MALE = 100 NOS			
TOTAL NUMBER OF FEMALE = 50 NOS			
S NO.	SANITARY UNIT	REQUIRED	PROVIDED
1.	WATER CLOSET	10 Nos	18 Nos
2.	ABLUTION TAPS	10 Nos	18 Nos
3.	URINALS	05 Nos	10 Nos
4.	WASH BASINS	10 Nos	18 Nos
5.	BATHS	-	-
6.	DRINKING WATER FOUNTAINS	01 Nos	01 Nos
7.	CLEANER'S SINK	01 Nos	01 Nos

BLOCK - 05 | SHEET NO: 13 / 17

PLAN SHOWING THE PROPOSED CONSTRUCTION OF INDUSTRIAL BUILDING IN S.F.NO: 265/1A,1B1, 1B2, 2A, 2B1, 2B2, 3A, 3B1, 3B2, 3B3; 267/1B; 270/3B2B, 3C1,3C2, 3D, 5, 6, 7; 307/1A, 2, 3A, 3B; 308; 309/1, 2A1, 2A2, 2B, 3A, 3B, 4, 5, 6, 7, 8, 9,10, 11, 12A, 12B,12C,12D; 310/1A1B, 1A2 KILAIY VILLAGE, SRIPERUMBUDUR TALUK, KANCHEEPURAM DISTRICT. MANUFACTURING OF "(LIGHT AND HEAVY ENGINEERING/ MANUFACTURING / ASSEMBLING PARK / INDUSTRIAL STORAGE) " INDUSTRY CLASSIFIED AS "ORANGE"

NOTE : ALL DIMENSIONS AREA IN METER

SPECIFICATION :

FOUNDATION : RCC 1:11/2:3 M25 Concrete Column footing Laid Over sand filling and PCC 1:4:8.

RCC WORK : All Column, Beams, Roof Slab, Lintel,& Sunshade are in CC 1:11/2:3(M-25)

BRICKWORK : B.W in Basement & Superstructure are in CM 1:5.

JOINERY : Joineries are made with Steel (or) first class teak wood.

WEATHERING COURSE : 9" x 9" Pressed Tiles laid over the Brick Jelly with Lime mortor and sloped with water proofing compound.

PLASTERING : Ceiling plastering with CM 1:3Inside & Outside walls are plastering with CM 1:4.

PAINTING : White washing with two coats over the one coat of primer for Ceiling.Colour washing with two coats over one coat of primer for all Walls.

JOINERY SCHEDULE

RS	2400 X 3000	ROLLING SHUTTER
RS1	4000 X 5000	ROLLING SHUTTER
MD	2000 X 2400	DOOR
FD	1200 X 2100	DOOR
D1	900 X 2100	DOOR
SD	1200 X 2100	SLIDING DOOR
V1	600 X 600	VENTILATOR

COLOUR INDEX :

PROPOSED	☐
BOUNDARY	☐
ROAD	☐
DRIVEWAY	☐

REFERENCE :

SCALE : 1:200
DATE : 06 JAN 2026

N
W E
S

MACHINERY DETAILS :

S.NO	NAME OF THE MACHINE	HP	QTY	TOTAL HP
01	COOLING CONVEYOR	16.00	10	160.00
02	CNC CUTTING M/C	1.34	9	12.06
03	1 CHAMBER WASHING M/C-1,2	8.04	5	40.20
04	LASER ELECTRIC M/C	2.68	6	16.08
05	PRINTING M/C	0.67	1	0.67
06	UPS DB FOR CONTROL PANEL	4.69	5	23.45
07	90 DEGREE CONVEYOR	4.02	6	24.12
08	GRINDING FEEDING	4.02	6	24.12
09	AUTO GRINDING AND CHAMFERING M/C-1,2,3,4	8.04	5	40.20
10	4 CHAMBER WASHING M/C-1,2,3,4	6.70	9	60.30
11	PRINTING CONVEYOR	1.34	10	10.72
12	MMS MOULDING M/C 50 TON-1	20.10	5	100.50
13	MMS MOULDING M/C 50 TON-2,3	29.22	3	146.10
14	MMS MOULDING M/C 120 TON- 1,2	29.22	3	146.10
	TOTAL	136.08	83	804.62

NO OF WORKERS DETAIL :

DESCRIPTION	MALE	FEMALE	TOTAL
FACTORY WORKERS	100	50	150

MECHANICAL VENTILATION AND FIRE PROTECTION SYSTEM PROVIDED FOR ENTIRE BUILDING

APPLICANT :

For MIYA INFRASTRUCTURE PRIVATE LIMITED
Authorised Signatory

ARCHITECT / REGISTERED ENGINEER :

M. BERKMANSLEENAS PRABHAKAR, M.ARCH
Regn.No:CA/2016/79504
Email:berkmansleenas@gmail.com
Mobile:96559 14631

REGISTERED STRUCTURAL ENGINEER :

Dr. R. SURESH BABU, ME(Struct), Ph.D., M.I.E (IND)., FIV
Registered Structural Engineer - Grade I
TVLR/RSE/Gr-I/2019/11/004 dt 27/11/2019
No.1, Krishnama Road, Mashkur Building,
1st Floor, Nungambakkam, Chennai - 600 034.
Ph:9884055743 rsbrsprss@gmail.com

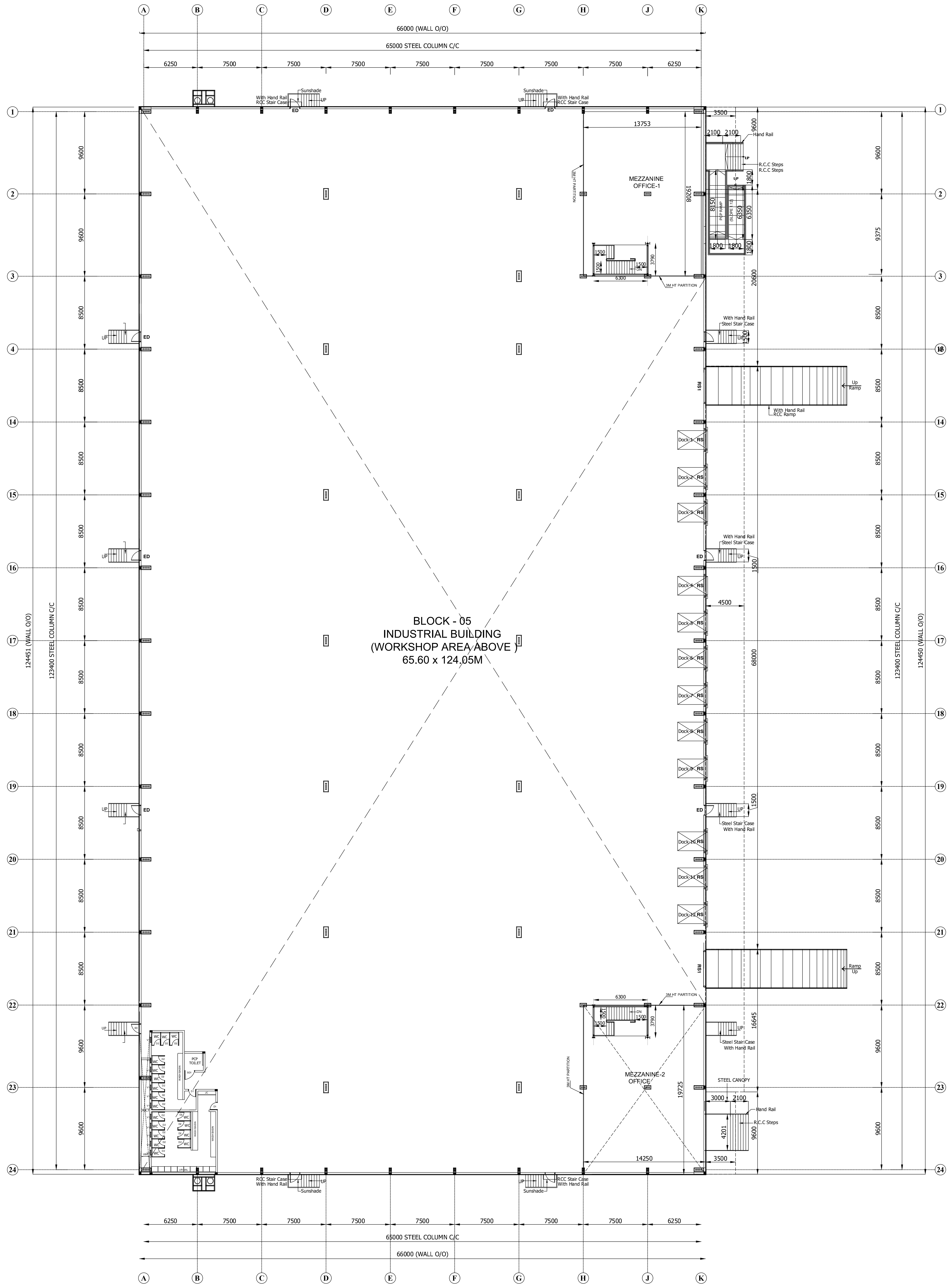
A
B
C
D
E
F
G
H
J
K
1
2
3
4
14
15
16
17
18
19
20
21
22
23
24
66000 (WALL O/O)
65000 STEEL COLUMN C/C
6250
7500
124451 (WALL O/O)
123400 STEEL COLUMN C/C
124450 (WALL O/O)
9600
8500
9375
BLOCK - 05
INDUSTRIAL BUILDING
(WORKSHOP AREA ABOVE)
65.60 x 124.05M
MEZZANINE
OFFICE-1
13753
19208
6300
3790
1500
3M HT PARTITION
MEZZANINE-2
OFFICE
19725
14250
3500
2100
3000
4201
16645
20600
68000
4500
8150
6350
1800
PCP RAMP
(SLOPE 1:12)
With Hand Rail
RCC Stair Case
Sunshade
ED
UP
DN
Hand Rail
R.C.C Steps
With Hand Rail
Steel Stair Case
RS1
With Hand Rail
RCC Ramp
Ramp
Up
Dock-1
Dock-2
Dock-3
Dock-12
RS
STEEL CANOPY
RCP
TOILET

MEZZANINEFLOOR PLAN

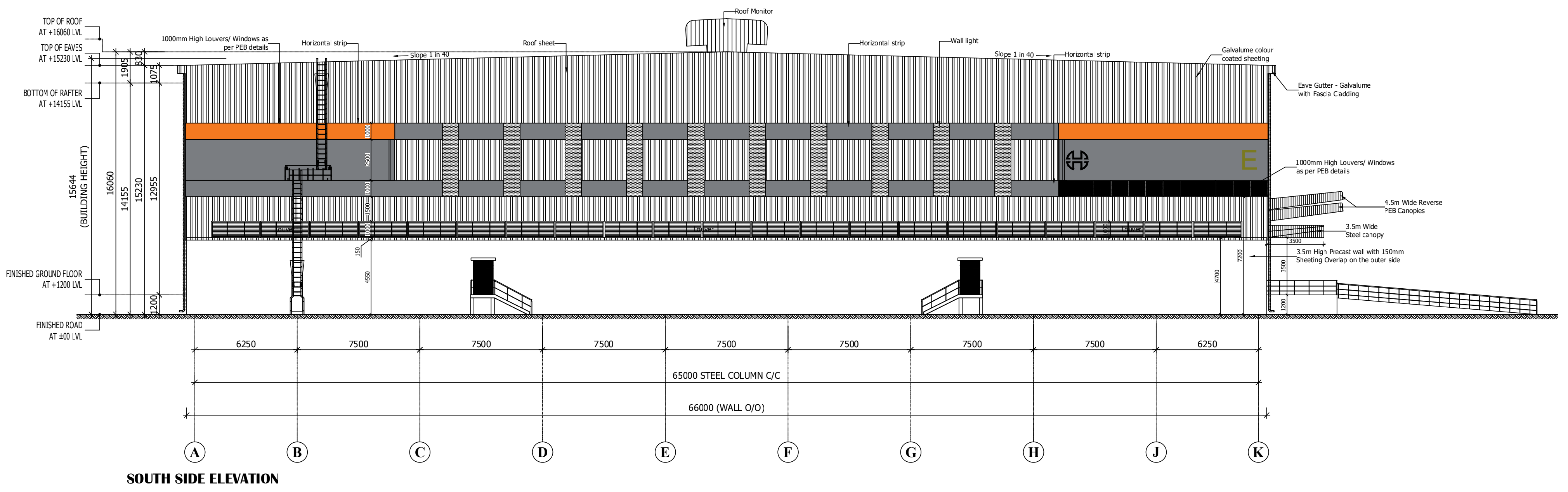
TOP OF ROOF
AT +16060 LVL
TOP OF EAVES
AT +15230 LVL
BOTTOM OF RAFTER
AT +14155 LVL
FINISHED GROUND FLOOR
AT +1200 LVL
FINISHED ROAD
AT ±00 LVL
15644
(BUILDING HEIGHT)
16060
14155
15230
12955
1905
830
1075
1200
1000mm High Louvers/ Windows as
per PEB details
Horizontal strip
Slope 1 in 40
Roof sheet
Roof Monitor
Wall light
Galvalume colour
coated sheeting
Eave Gutter - Galvalume
with Fascia Cladding
1000mm High Louvers/ Windows
as per PEB details
4.5m Wide Reverse
PEB Canopies
3.5m Wide
Steel canopy
3.5m High Precast wall with 150mm
Sheeting Overlap on the outer side
Louver
1000
2500
1500
150
4550
4700
7200
3500
6250
7500
65000 STEEL COLUMN C/C
66000 (WALL O/O)
A
B
C
D
E
F
G
H
J
K

SOUTH SIDE ELEVATION

BLOCK - 05	SHEET NO: 14 / 17

PLAN SHOWING THE PROPOSED CONSTRUCTION OF INDUSTRIAL BUILDING IN S.F.NO: 265/1A,1B1, 1B2, 2A, 2B1, 2B2, 3A, 3B1, 3B2, 3B3; 267/1B; 270/3B2B, 3C1,3C2, 3D, 5, 6, 7; 307/1A, 2, 3A, 3B; 308; 309/1, 2A1, 2A2, 2B, 3A, 3B, 4, 5, 6, 7, 8, 9,10, 11, 12A, 12B,12C,12D; 310/1A1B, 1A2 KILAIY VILLAGE, SRIPERUMBUDUR TALUK, KANCHEEPURAM DISTRICT. MANUFACTURING OF "(LIGHT AND HEAVY ENGINEERING/ MANUFACTURING / ASSEMBLING PARK / INDUSTRIAL STORAGE) " INDUSTRY CLASSIFIED AS "ORANGE"

NOTE : ALL DIMENSIONS AREA IN METER

SPECIFICATION :

FOUNDATION	: RCC 1:11/2:3 M25 Concrete Column footing Laid Over sand filling and PCC 1:4:8.
RCC WORK	: All Column, Beams, Roof Slab, Lintel,& Sunshade are in CC 1:11/2:3(M-25)
BRICKWORK	: B.W in Basement & Superstructure are in CM 1:5.
JOINERY	: Joineries are made with Steel (or) first class teak wood.
WEATHERING COURSE	: 9" x 9" Pressed Tiles laid over the Brick Jelly with Lime mortor and sloped with water proofing compound.
PLASTERING	: Ceiling plastering with CM 1:3Inside & Outside walls are plastering with CM 1:4.
PAINTING	: White washing with two coats over the one coat of primer for Ceiling.Colour washing with two coats over one coat of primer for all Walls.

JOINERY SCHEDULE

RS	2400 X 3000	ROLLING SHUTTER
RS1	4000 X 5000	ROLLING SHUTTER
MD	2000 X 2400	DOOR
FD	1200 X 2100	DOOR
D1	900 X 2100	DOOR
SD	1200 X 2100	SLIDING DOOR
V1	600 X 600	VENTILATOR

COLOUR INDEX :

PROPOSED	☐
BOUNDARY	☐
ROAD	☐
DRIVEWAY	☐

REFERENCE :

SCALE : 1:200
DATE : 06 JAN 2026

N
W E
S

MACHINERY DETAILS :

S.NO	NAME OF THE MACHINE	HP	QTY	TOTAL HP
01	COOLING CONVEYOR	16.00	10	160.00
02	CNC CUTTING M/C	1.34	9	12.06
03	1 CHAMBER WASHING M/C-1,2	8.04	5	40.20
04	LASER ELECTRIC M/C	2.68	6	16.08
05	PRINTING M/C	0.67	1	0.67
06	UPS DB FOR CONTROL PANEL	4.69	5	23.45
07	90 DEGREE CONVEYOR	4.02	6	24.12
08	GRINDING FEEDING	4.02	6	24.12
09	AUTO GRINDING AND CHAMFERING M/C-1,2,3,4	8.04	5	40.20
10	4 CHAMBER WASHING M/C-1,2,3,4	6.70	9	60.30
11	PRINTING CONVEYOR	1.34	10	10.72
12	MMS MOULDING M/C 50 TON-1	20.10	5	100.50
13	MMS MOULDING M/C 50 TON-2,3	29.22	3	146.10
14	MMS MOULDING M/C 120 TON- 1,2	29.22	3	146.10
	TOTAL	136.08	83	804.62

NO OF WORKERS DETAIL :

DESCRIPTION	MALE	FEMALE	TOTAL
FACTORY WORKERS	100	50	150

MECHANICAL VENTILATION AND FIRE PROTECTION SYSTEM
PROVIDED FOR ENTIRE BUILDING

APPLICANT :

For MIYA INFRASTRUCTURE PRIVATE LIMITED

Authorised Signatory

ARCHITECT / REGISTERED ENGINEER :

M. BERKMANSLEENAS PRABHAKAR, M.ARCH
Regn.No:CA/2016/79504
Email:berkmansleenas@gmail.com
Mobile:96559 14631

REGISTERED STRUCTURAL ENGINEER :

Dr. R. SURESH BABU, ME(Struct), Ph.D., M.I.E (IND)., FIV
Registered Structural Engineer - Grade I
TVLR/RSE/Gr-I/2019/11/004 dt 27/11/2019
No.1, Krishnama Road, Mashkur Building,
1st Floor, Nungambakkam, Chennai - 600 034.
Ph:9884055743 rsbrsprss@gmail.com

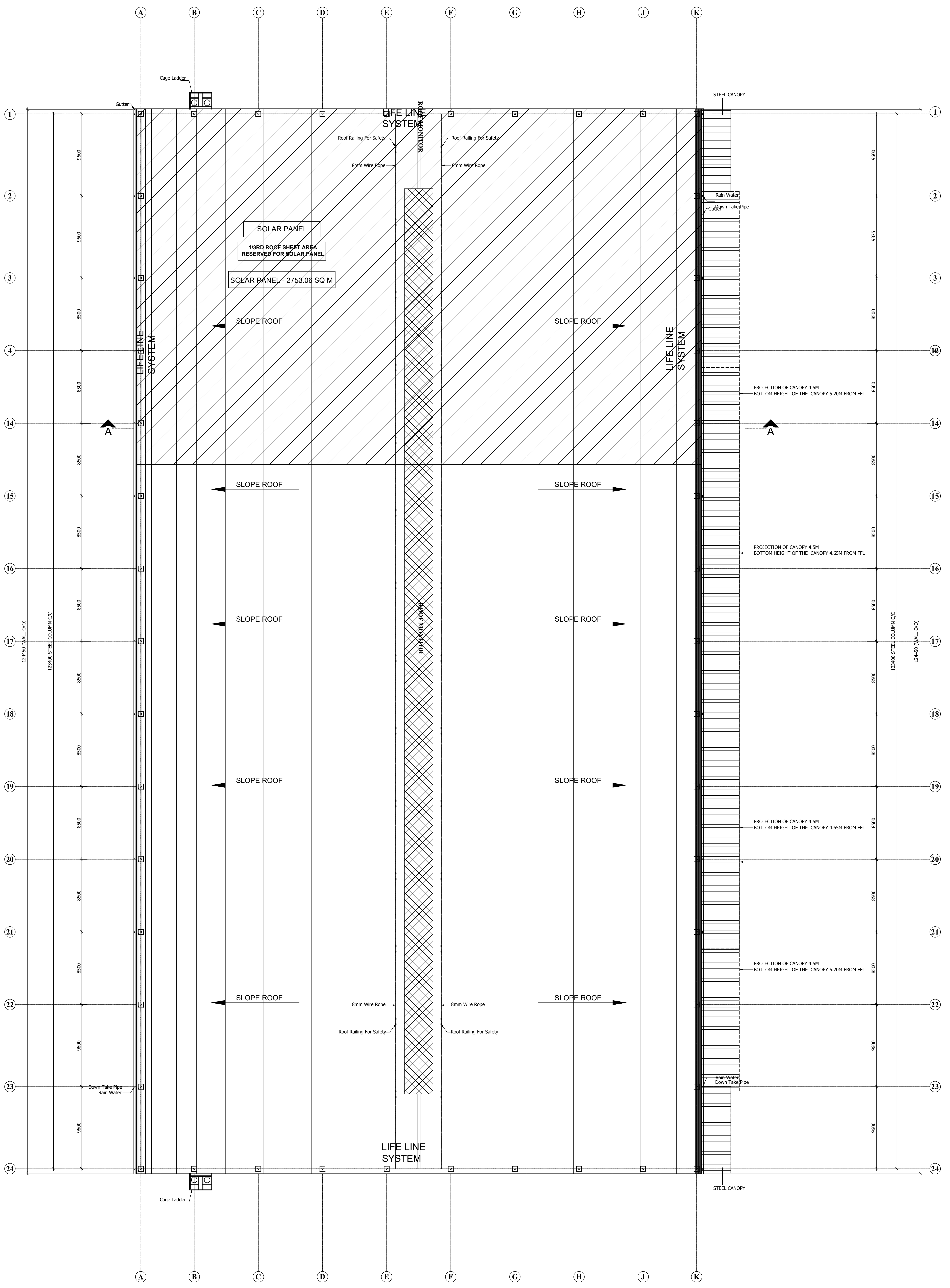
A
B
C
D
E
F
G
H
J
K
1
2
3
4
14
15
16
17
18
19
20
21
22
23
24
Cage Ladder
Gutter
STEEL CANOPY
LIFE LINE SYSTEM
ROOF MONITOR
Roof Railing For Safety
8mm Wire Rope
Rain Water
Down Take Pipe
SOLAR PANEL
1/3RD ROOF SHEET AREA RESERVED FOR SOLAR PANEL
SOLAR PANEL - 2753.06 SQ M
SLOPE ROOF
LIFELINE SYSTEM
A
PROJECTION OF CANOPY 4.5M
BOTTOM HEIGHT OF THE CANOPY 5.20M FROM FFL
PROJECTION OF CANOPY 4.5M
BOTTOM HEIGHT OF THE CANOPY 4.65M FROM FFL
9600
9375
8500
123400 STEEL COLUMN C/C
124450 (WALL O/O)

ROOF PLAN

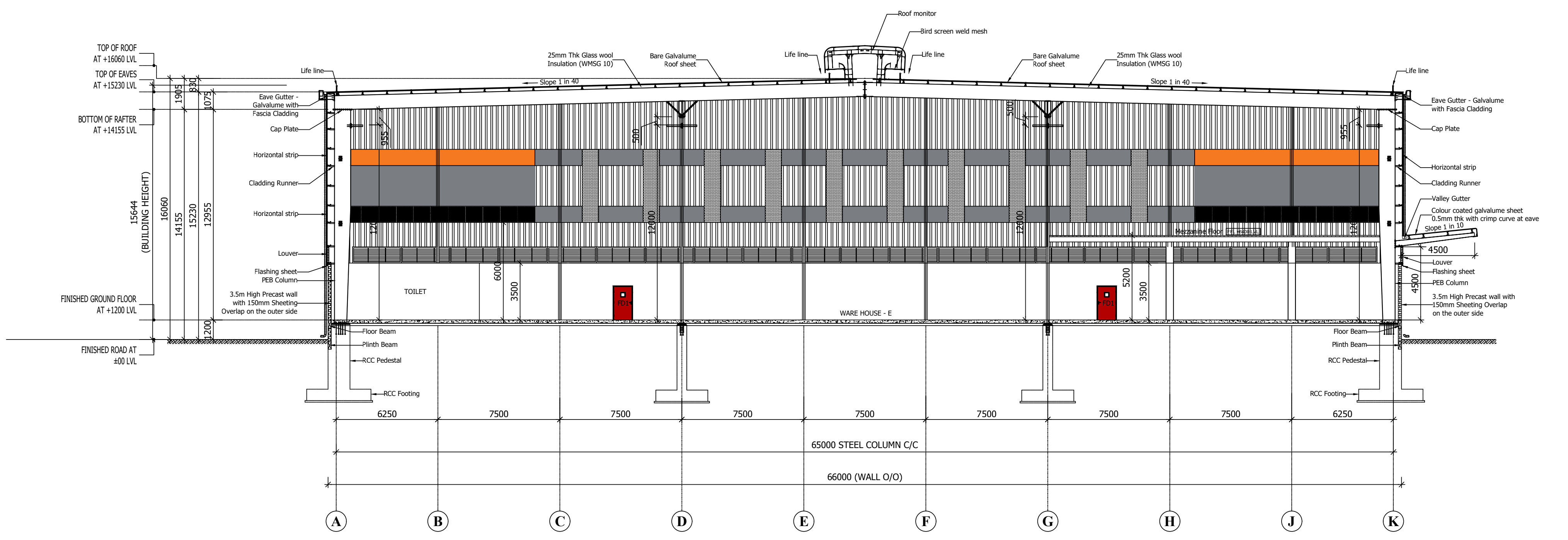
TOP OF ROOF AT +16060 LVL
TOP OF EAVES AT +15230 LVL
BOTTOM OF RAFTER AT +14155 LVL
FINISHED GROUND FLOOR AT +1200 LVL
FINISHED ROAD AT ±00 LVL
15644 (BUILDING HEIGHT)
16060
14155
15230
12955
1905
830
1075
1200
Life line
Eave Gutter - Galvalume with Fascia Cladding
Cap Plate
Horizontal strip
Cladding Runner
Louver
Flashing sheet
PEB Column
3.5m High Precast wall with 150mm Sheeting Overlap on the outer side
Floor Beam
Plinth Beam
RCC Pedestal
RCC Footing
25mm Thk Glass wool Insulation (WMSG 10)
Bare Galvalume Roof sheet
Slope 1 in 40
Roof monitor
Bird screen weld mesh
Valley Gutter
Colour coated galvalume sheet 0.5mm thk with crimp curve at eave
Slope 1 in 10
Mezzanine Floor
TOILET
WARE HOUSE - E
FD1
955
500
12000
6000
5200
3500
4500
6250
7500
65000 STEEL COLUMN C/C
66000 (WALL O/O)
A
B
C
D
E
F
G
H
J
K

SECTION - AA

BLOCK - 05

SHEET NO: 15 / 17

PLAN SHOWING THE PROPOSED CONSTRUCTION OF INDUSTRIAL BUILDING IN S.F.NO: 265/1A,1B1, 1B2, 2A, 2B1, 2B2, 3A, 3B1, 3B2, 3B3; 267/1B; 270/3B2B, 3C1,3C2, 3D, 5, 6, 7; 307/1A, 2, 3A, 3B; 308; 309/1, 2A1, 2A2, 2B, 3A, 3B, 4, 5, 6, 7, 8, 9,10, 11, 12A, 12B,12C,12D; 310/1A1B, 1A2 KILAIY VILLAGE, SRIPERUMBUDUR TALUK, KANCHEEPURAM DISTRICT. MANUFACTURING OF "(LIGHT AND HEAVY ENGINEERING/ MANUFACTURING / ASSEMBLING PARK / INDUSTRIAL STORAGE) " INDUSTRY CLASSIFIED AS "ORANGE"

NOTE : ALL DIMENSIONS AREA IN METER

SPECIFICATION :

FOUNDATION	: RCC 1:11/2:3 M25 Concrete Column footing Laid Over sand filling and PCC 1:4:8.
RCC WORK	: All Column, Beams, Roof Slab, Lintel,& Sunshade are in CC 1:11/2:3(M-25)
BRICKWORK	: B.W in Basement & Superstructure are in CM 1:5.
JOINERY	: Joineries are made with Steel (or) first class teak wood.
WEATHERING COURSE	: 9" x 9" Pressed Tiles laid over the Brick Jelly with Lime mortor and sloped with water proofing compound.
PLASTERING	: Ceiling plastering with CM 1:3Inside & Outside walls are plastering with CM 1:4.
PAINTING	: White washing with two coats over the one coat of primer for Ceiling.Colour washing with two coats over one coat of primer for all Walls.

JOINERY SCHEDULE

RS	2400 X 3000	ROLLING SHUTTER
RS1	4000 X 5000	ROLLING SHUTTER
MD	2000 X 2400	DOOR
FD	1200 X 2100	DOOR
D1	900 X 2100	DOOR
SD	1200 X 2100	SLIDING DOOR
V1	600 X 600	VENTILATOR

COLOUR INDEX :

PROPOSED ☐
BOUNDARY ☐
ROAD ☐
DRIVEWAY ☐

REFERENCE :

SCALE : 1:200
DATE : 06 JAN 2026

N
W E
S

MACHINERY DETAILS :

S.NO	NAME OF THE MACHINE	HP	QTY	TOTAL HP
01	COOLING CONVEYOR	16.00	10	160.00
02	CNC CUTTING M/C	1.34	9	12.06
03	1 CHAMBER WASHING M/C-1,2	8.04	5	40.20
04	LASER ELECTRIC M/C	2.68	6	16.08
05	PRINTING M/C	0.67	1	0.67
06	UPS DB FOR CONTROL PANEL	4.69	5	23.45
07	90 DEGREE CONVEYOR	4.02	6	24.12
08	GRINDING FEEDING	4.02	6	24.12
09	AUTO GRINDING AND CHAMFERING M/C-1,2,3,4	8.04	5	40.20
10	4 CHAMBER WASHING M/C-1,2,3,4	6.70	9	60.30
11	PRINTING CONVEYOR	1.34	10	10.72
12	MMS MOULDING M/C 50 TON-1	20.10	5	100.50
13	MMS MOULDING M/C 50 TON-2,3	29.22	3	146.10
14	MMS MOULDING M/C 120 TON- 1,2	29.22	3	146.10
	TOTAL	136.08	83	804.62

NO OF WORKERS DETAIL :

DESCRIPTION	MALE	FEMALE	TOTAL
FACTORY WORKERS	100	50	150

MECHANICAL VENTILATION AND FIRE PROTECTION SYSTEM PROVIDED FOR ENTIRE BUILDING

APPLICANT :

For MIYA INFRASTRUCTURE PRIVATE LIMITED

Authorised Signatory

ARCHITECT / REGISTERED ENGINEER :

M. BERKMANSLEENAS PRABHAKAR, M.ARCH
Regn. No : CA / 2016 / 79504
Email : berkmansleenas@gmail.com
Mobile : 96559 14631

REGISTERED STRUCTURAL ENGINEER :

Dr. R. SURESH BABU, ME(Struct), Ph.D., M.I.E (IND)., FIV
Registered Structural Engineer - Grade I
TVLR / RSE / Gr - I / 2019 / 11 / 004 dt 27 / 11 / 2019
No.1, Krishnama Road, Mashkur Building,
1st Floor, Nungambakkam, Chennai - 600 034.
Ph : 9884055743 rsbrsprss@gmail.com

BLOCK - 06 (UTILITY & FIRE WATER TANK-1& 2)

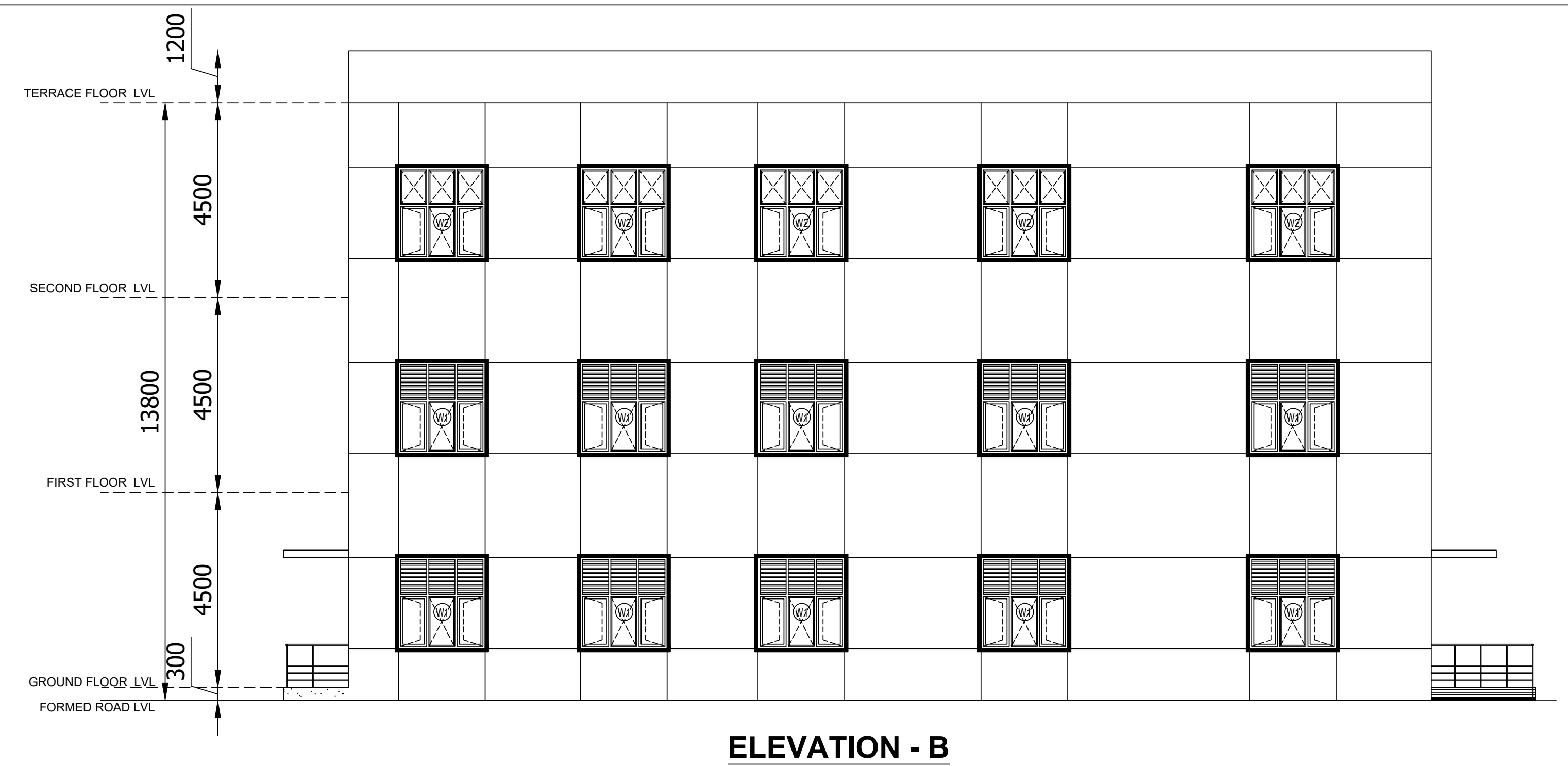
TERRACE FLOOR LVL
SECOND FLOOR LVL
FIRST FLOOR LVL
GROUND FLOOR LVL
FORMED ROAD LVL
1200
4500
4500
4500
300
13800

ELEVATION - B

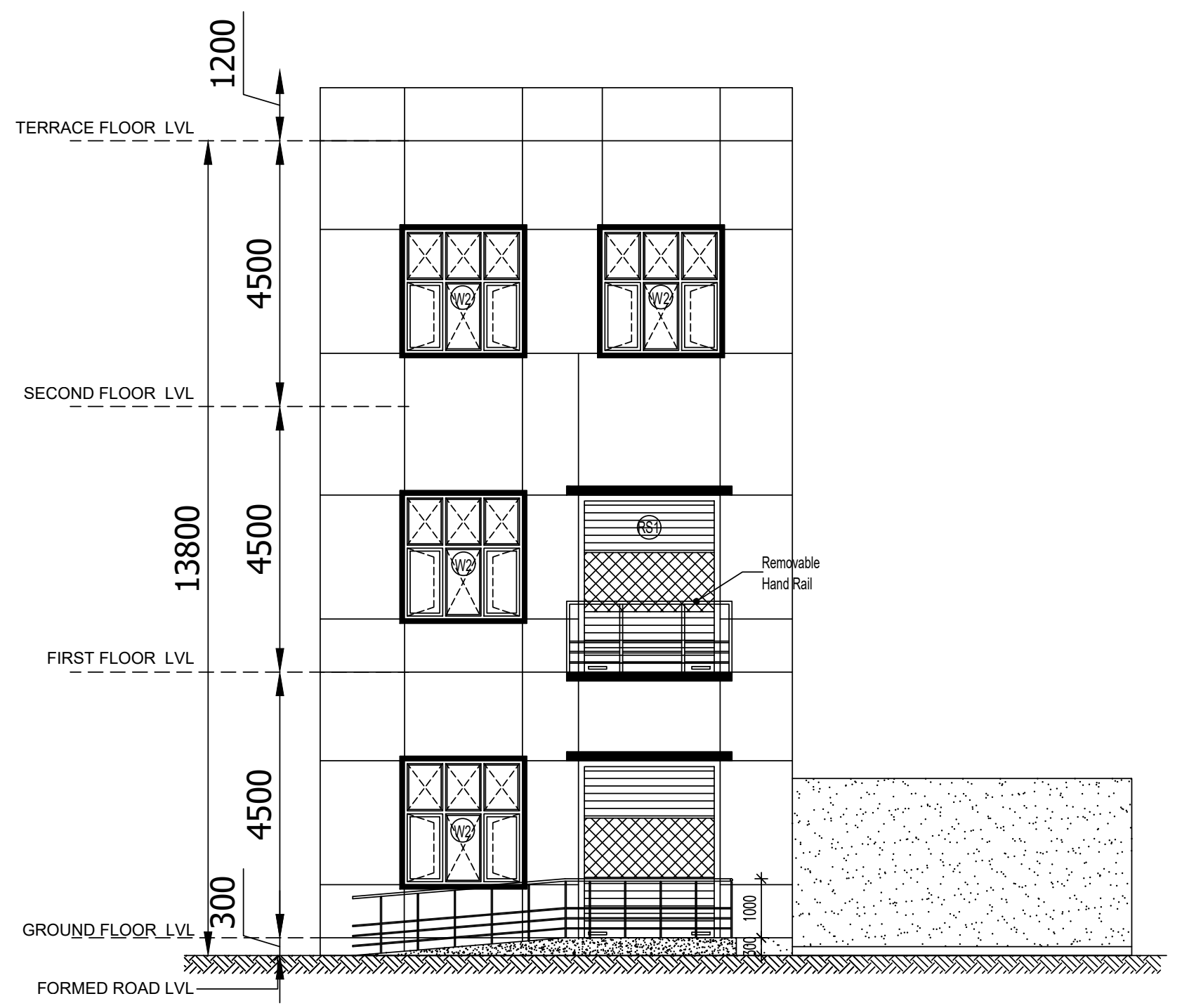
TERRACE FLOOR LVL
SECOND FLOOR LVL
FIRST FLOOR LVL
GROUND FLOOR LVL
FORMED ROAD LVL
Removable Hand Rail
1200
4500
4500
4500
300
13800

ELEVATION - C

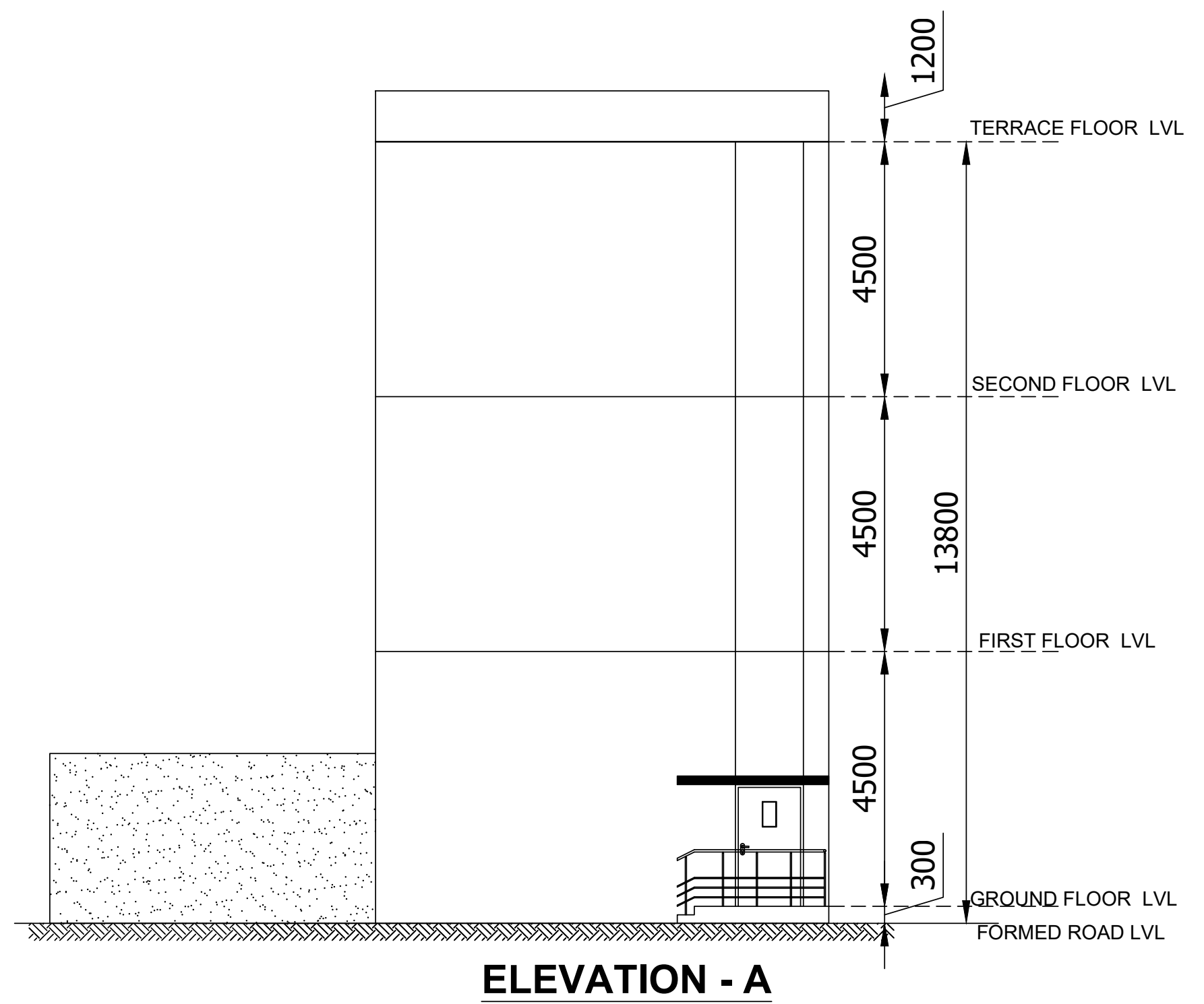
TERRACE FLOOR LVL
SECOND FLOOR LVL
FIRST FLOOR LVL
GROUND FLOOR LVL
FORMED ROAD LVL
1200
4500
4500
4500
300
13800

ELEVATION - A

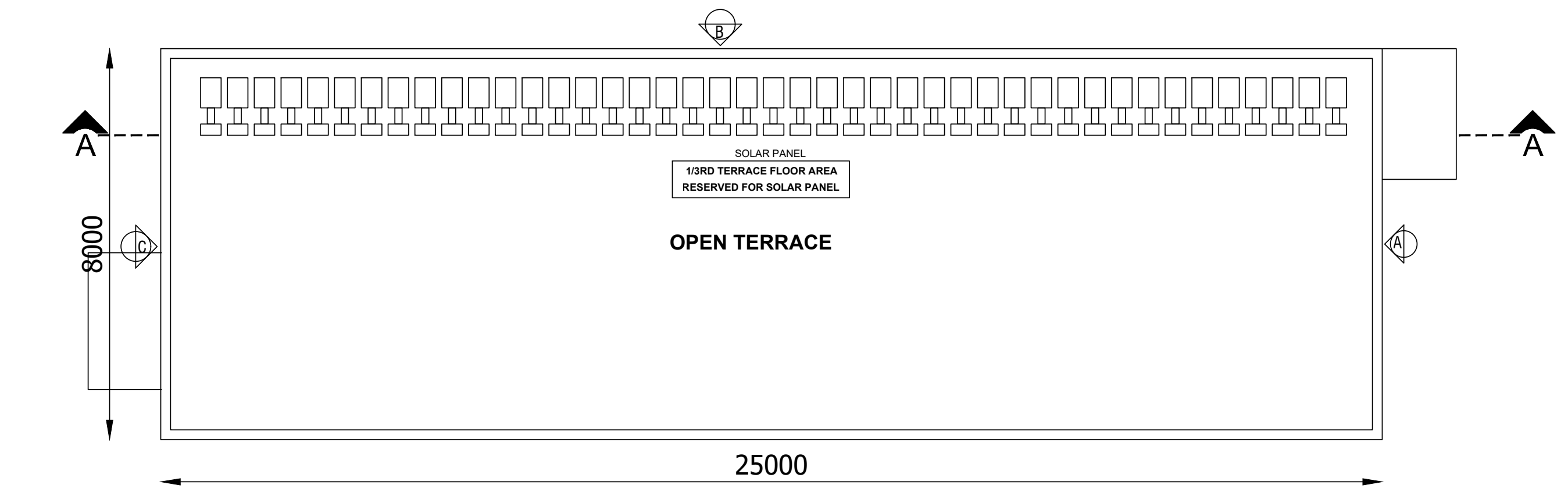
A
A
SOLAR PANEL
1/3RD TERRACE FLOOR AREA RESERVED FOR SOLAR PANEL
OPEN TERRACE
8000
25000

TERRACE FLOOR PLAN

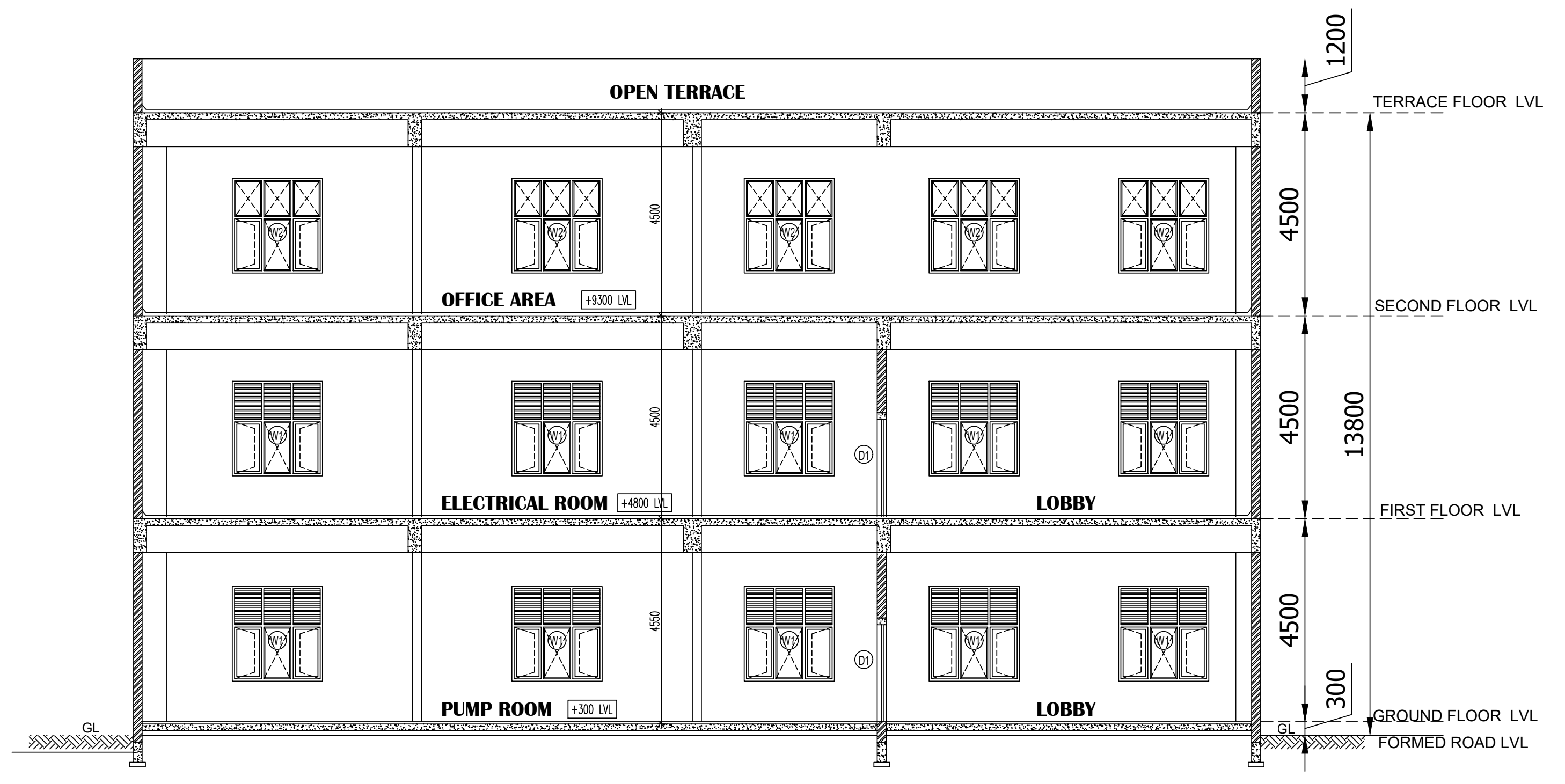
OPEN TERRACE
OFFICE AREA
ELECTRICAL ROOM
LOBBY
PUMP ROOM
LOBBY
TERRACE FLOOR LVL
SECOND FLOOR LVL
FIRST FLOOR LVL
GROUND FLOOR LVL
FORMED ROAD LVL
GL
1200
4500
4500
4500
300
13800

SECTION - AA



JOINERY SCHEDULE		
RS1	2400 X 3000	ROLLING SHUTTER
D1	1200 X 2150	DOOR
D2	750 X 2150	DOOR
W1	2000 X 2100	WINDOW
W1	1200 X 2100	WINDOW

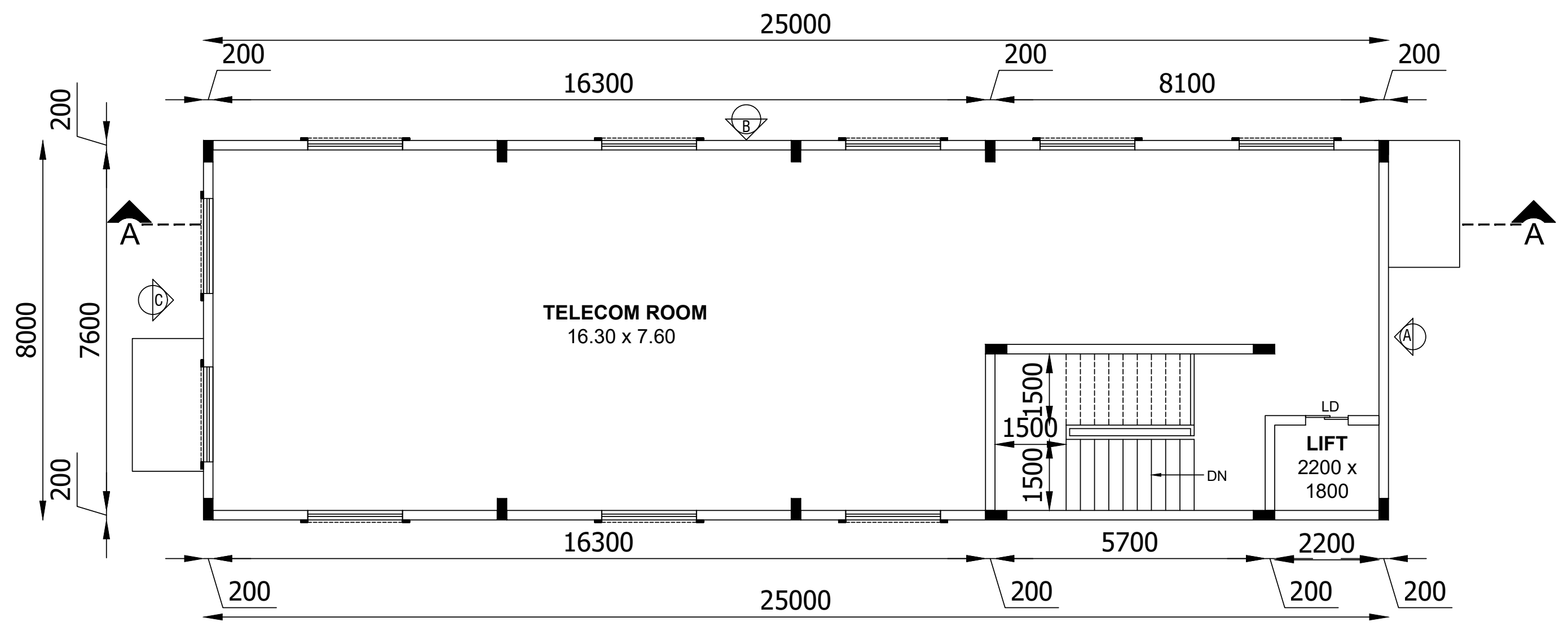
25000
200
16300
200
8100
200
A
A
TELECOM ROOM
16.30 x 7.60
1500
1500
DN
LD
LIFT
2200 x 1800
8000
7600
200
200
16300
5700
2200
200
25000
200
200
200

SECOND FLOOR PLAN

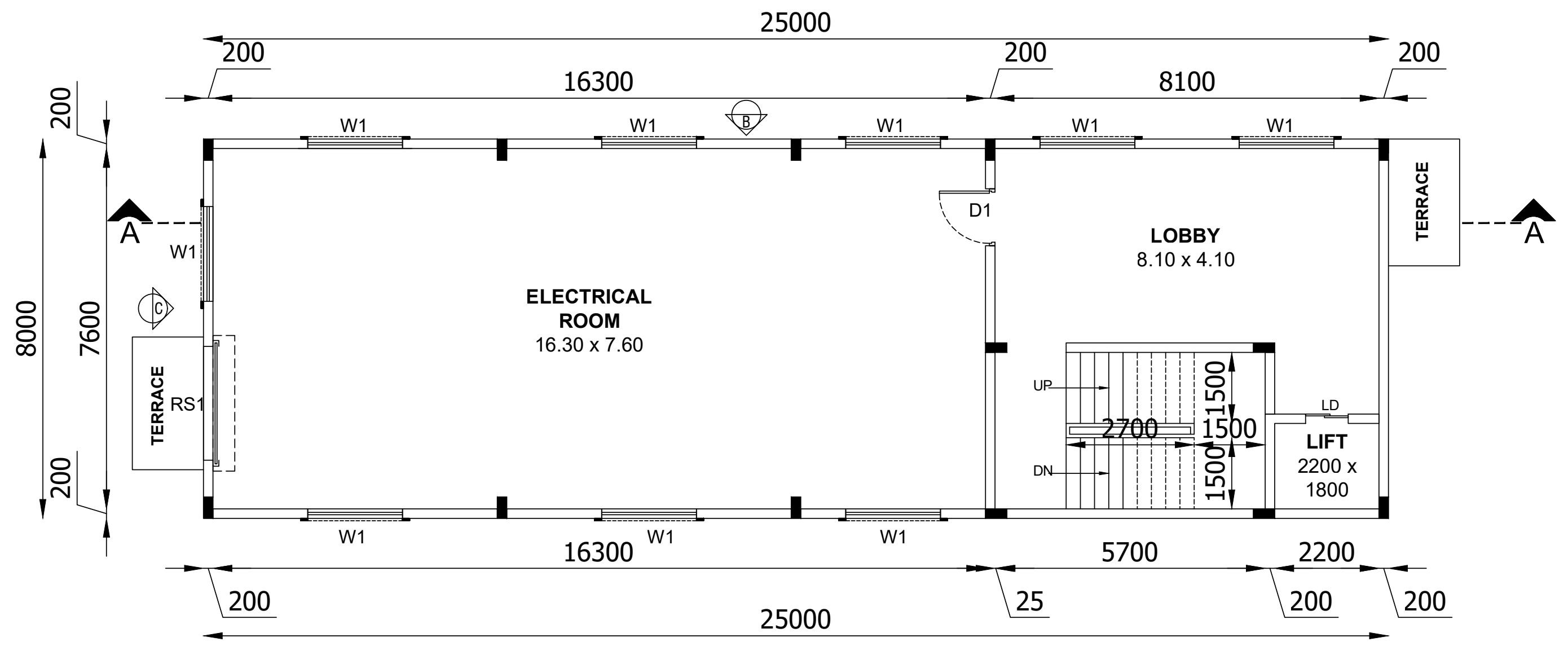
25000
200
16300
200
8100
200
W1
W1
W1
W1
W1
A
A
W1
D1
ELECTRICAL ROOM
16.30 x 7.60
LOBBY
8.10 x 4.10
TERRACE
TERRACE
RS1
UP
DN
2700
1500
1500
1500
LD
LIFT
2200 x 1800
8000
7600
200
200
W1
16300
W1
W1
5700
2200
200
25000
25
200
200

FIRST FLOOR PLAN

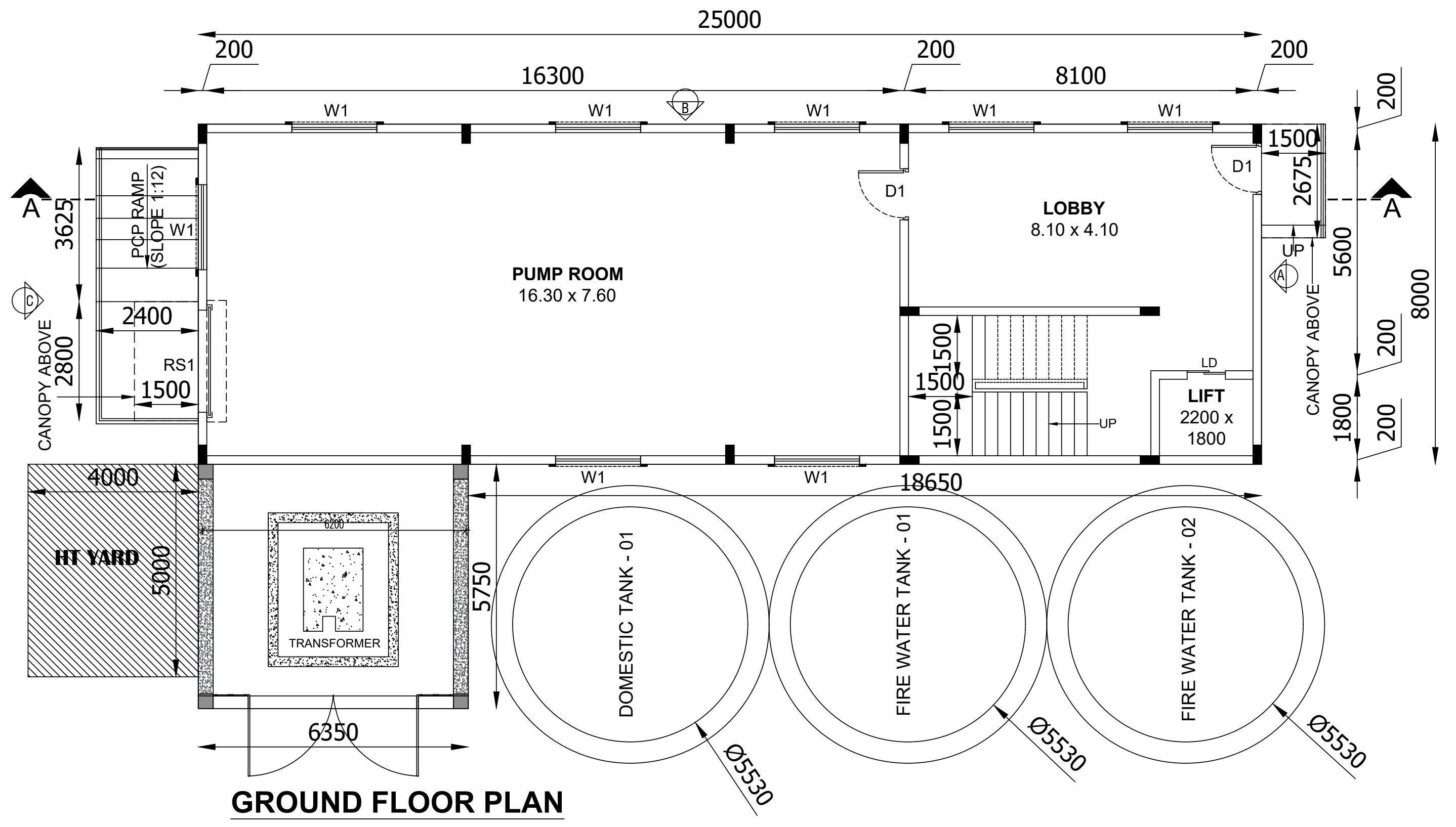
25000
200
16300
200
8100
200
W1
W1
W1
W1
W1
A
A
PCP RAMP (SLOPE 1:12)
W1
3625
D1
PUMP ROOM
16.30 x 7.60
LOBBY
8.10 x 4.10
D1
1500
2675
200
5600
2400
2800
RS1
1500
CANOPY ABOVE
1500
1500
UP
LD
LIFT
2200 x 1800
CANOPY ABOVE
200
8000
200
1800
4000
HT YARD
5000
TRANSFORMER
6350
W1
W1
18650
5750
DOMESTIC TANK - 01
FIRE WATER TANK - 01
FIRE WATER TANK - 02
Ø5530
Ø5530
Ø5530

GROUND FLOOR PLAN

BLOCK - 11 (OWC)

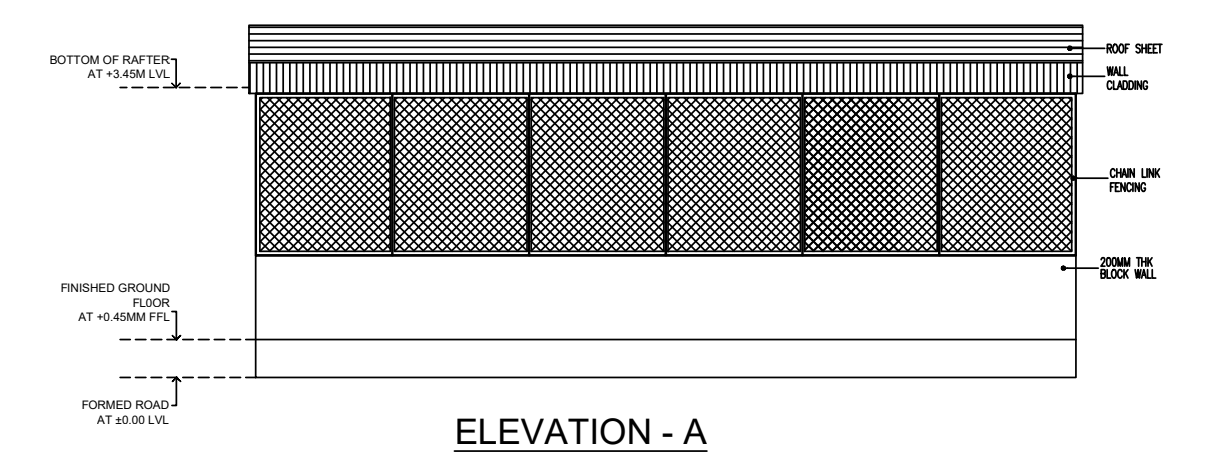

ELEVATION - A

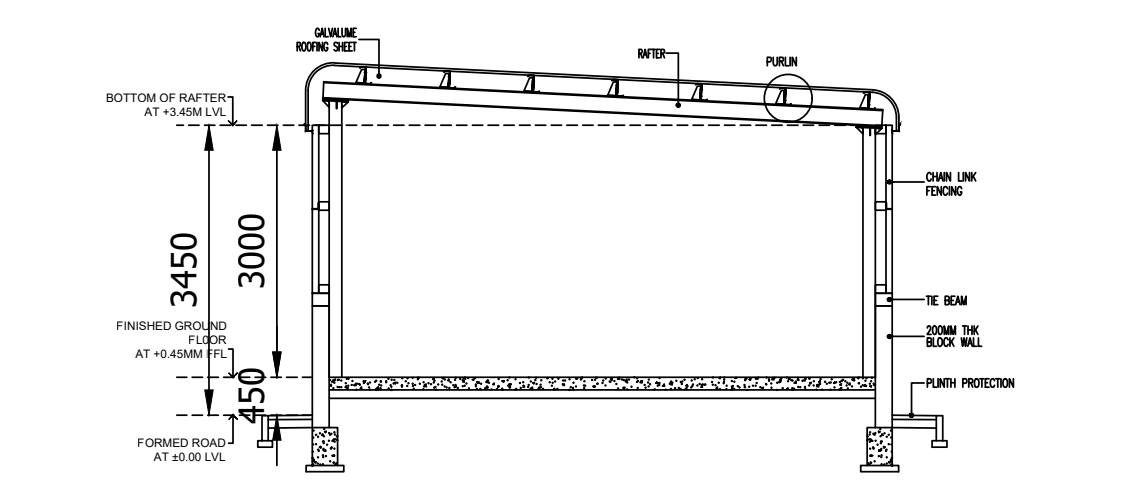
3450
3000
150

SECTION - XX

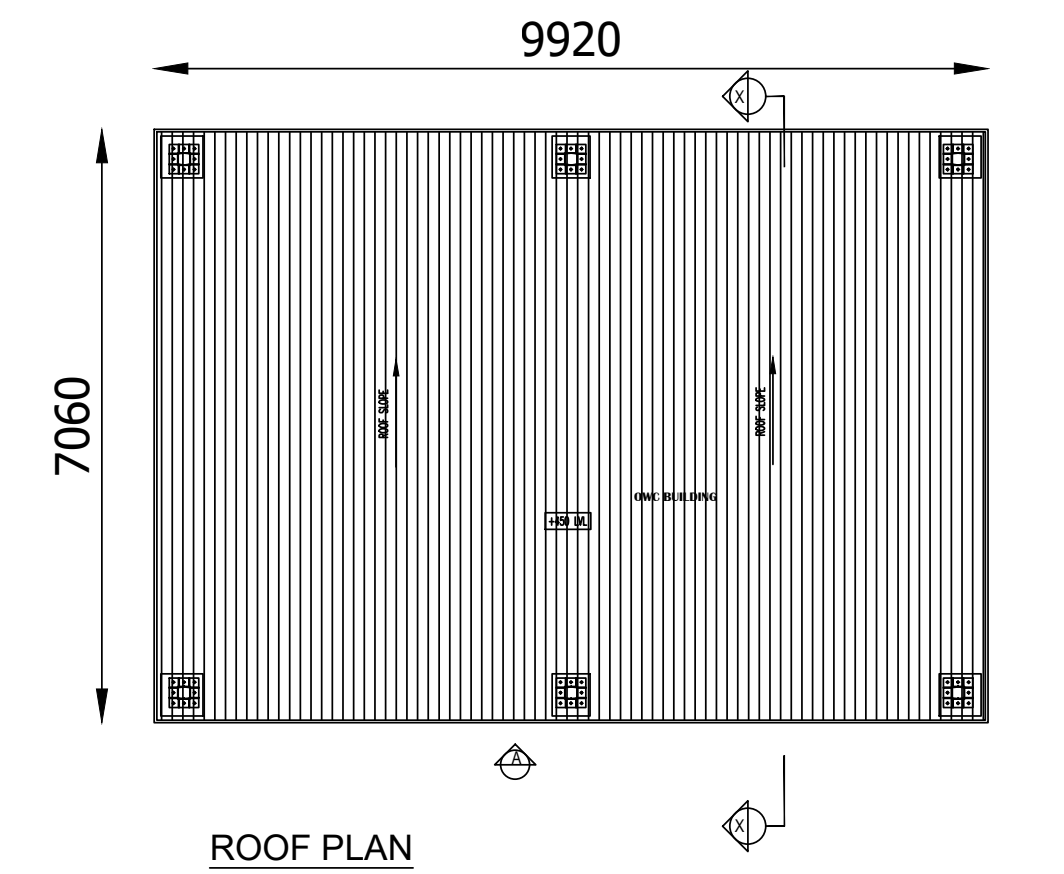

ROOF PLAN

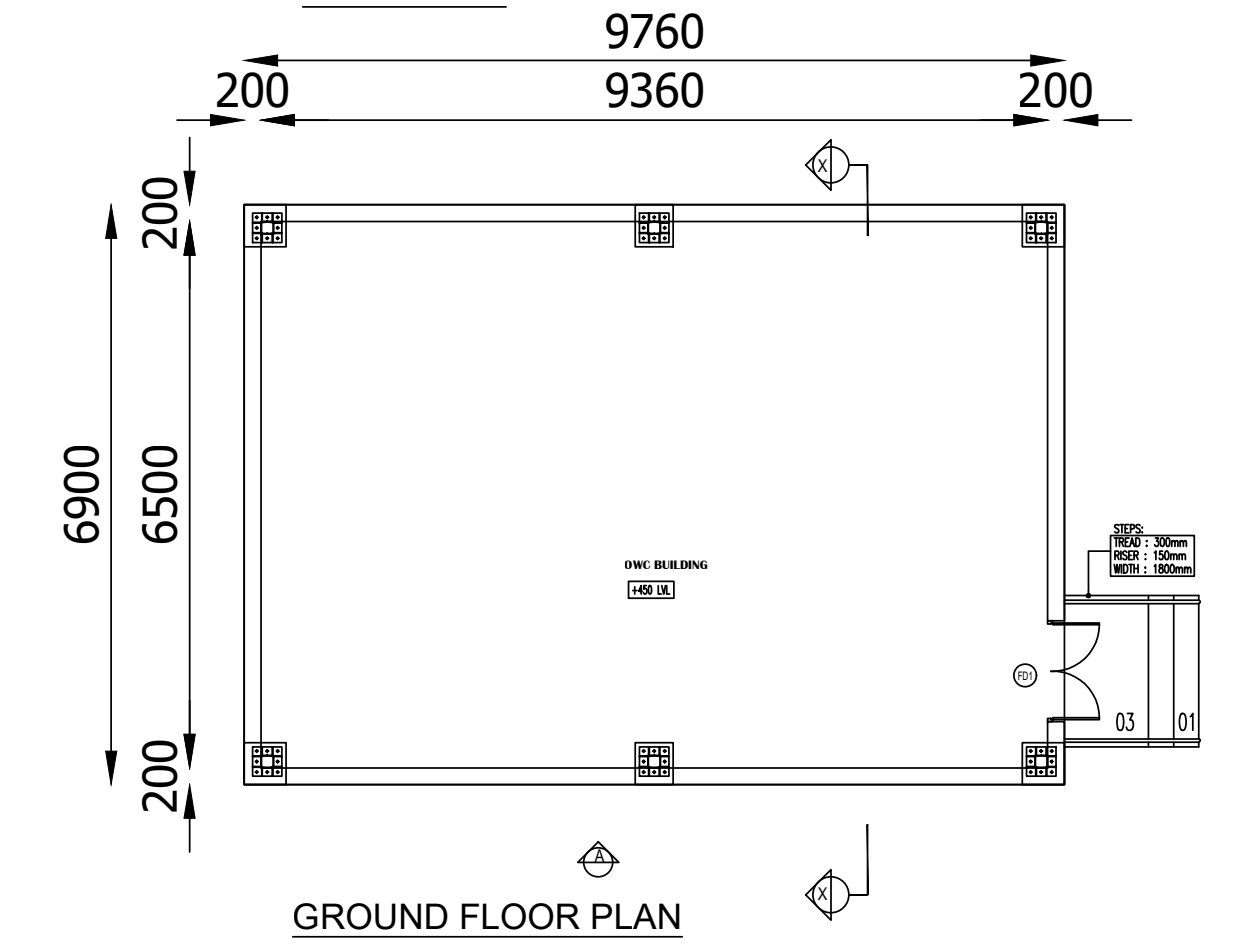
9760
200
9360
200
6900
200
6500
200

GROUND FLOOR PLAN

BLOCK - 07 & 08 (DRIVER'S REST ROOM)

JOINERY SCHEDULE		
D	1200 X 3000	DOOR
D1	900 X 2150	DOOR
D2	750 X 2150	DOOR
W	1200 X 2100	ALUMINUM FRAMED WINDOW WITH OPENABLE SHUTTERS
V1	2400 X 850	VENTILATOR

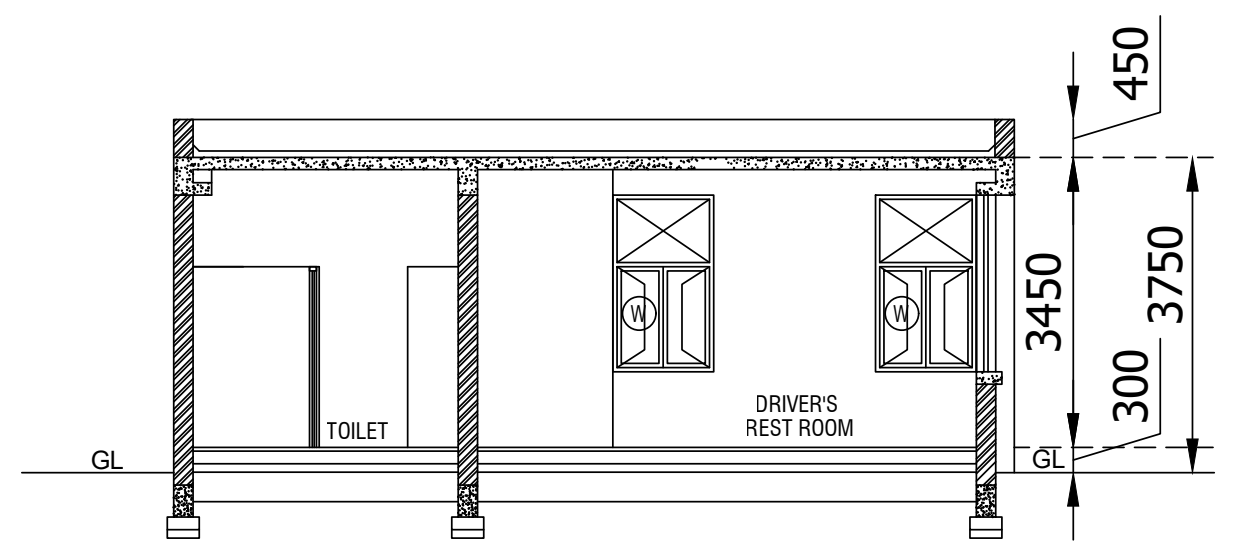
450
3450
3750
300
GL
TOILET
DRIVER'S REST ROOM
GL

SECTION - AA

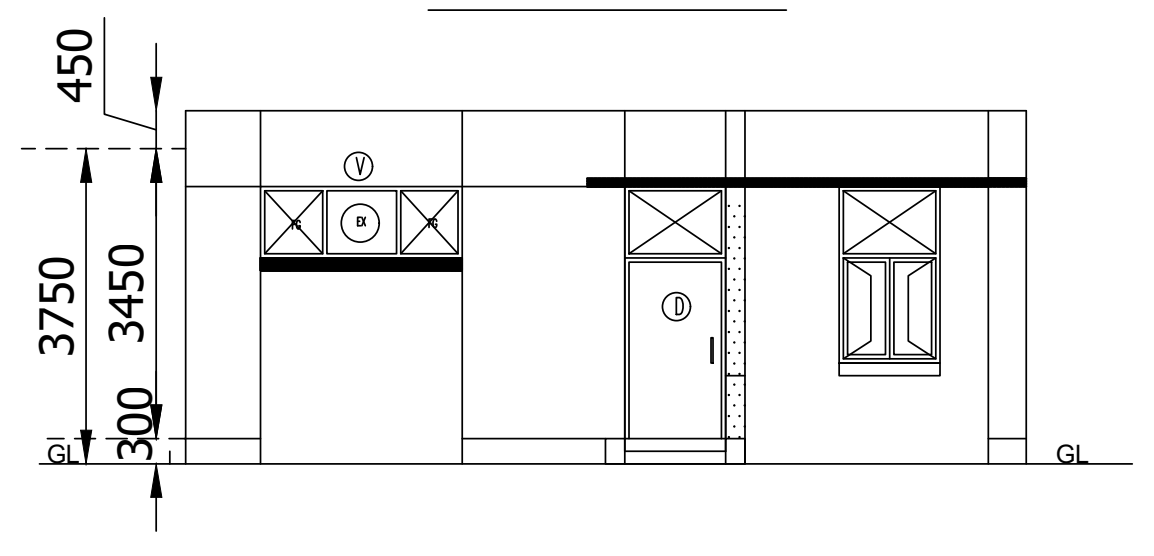
450
3750
3450
300
GL
GL

FRONT ELEVATION

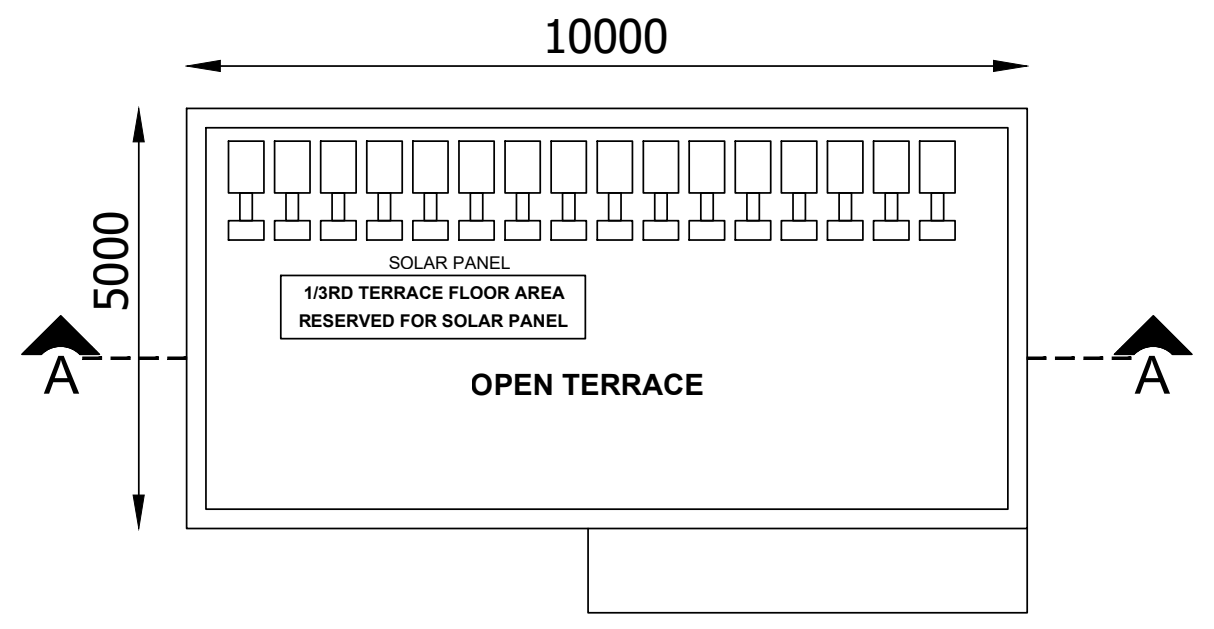
10000
SOLAR PANEL
1/3RD TERRACE FLOOR AREA RESERVED FOR SOLAR PANEL
OPEN TERRACE
5000
A
A

TRRACE FLOOR PLAN

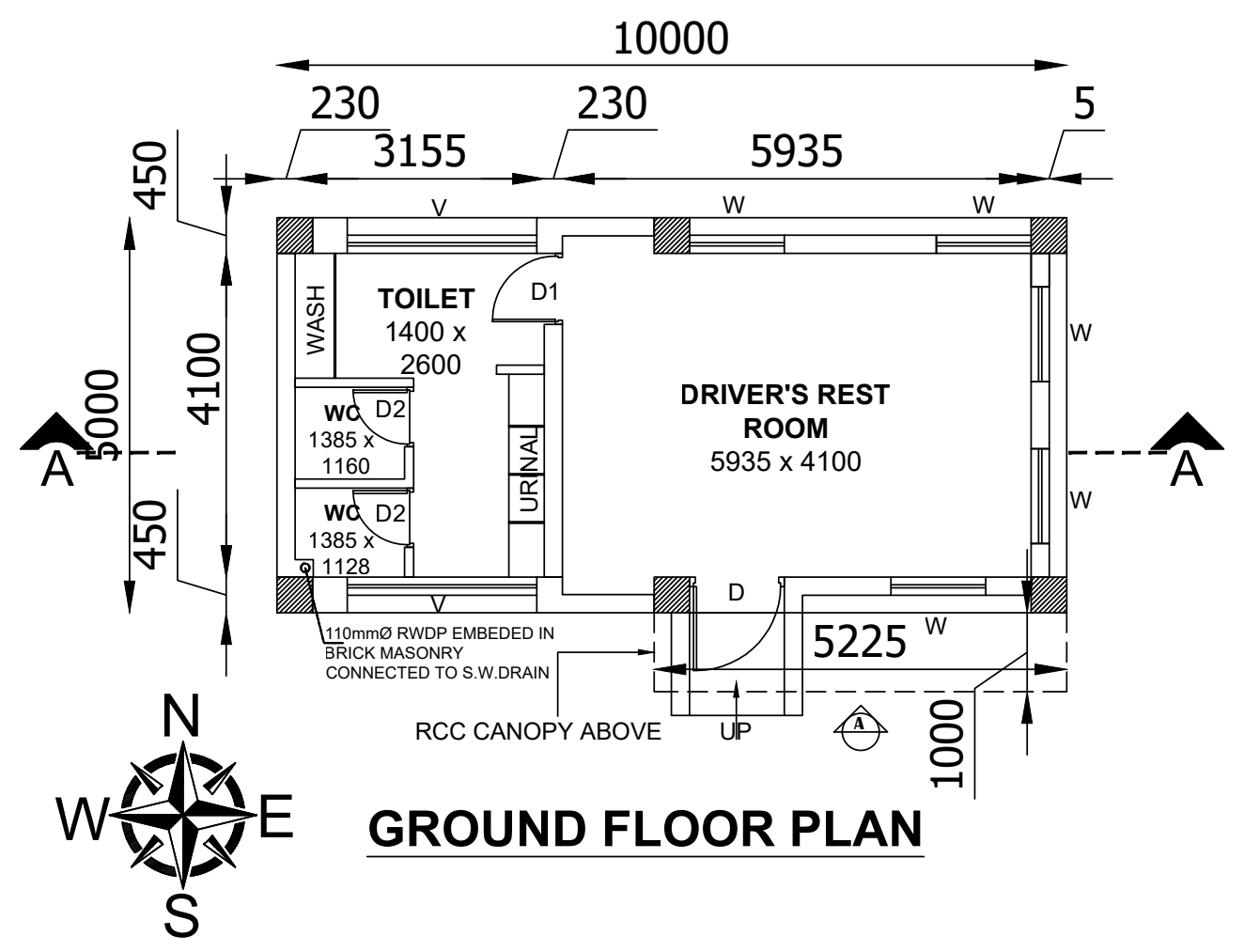
10000
230
230
5
3155
5935
450
4100
5000
450
TOILET
1400 x 2600
D1
WASH
WC
1385 x 1180
D2
WC
1385 x 1128
D2
URINAL
DRIVER'S REST ROOM
5935 x 4100
W
W
W
W
W
D
5225
UP
1000
150mmØ RWOP EMBEDDED IN BRICK MASONRY CONNECTED TO S.W DRAIN
RCC CANOPY ABOVE
A
A
N
W
E
S

GROUND FLOOR PLAN

BLOCK - 09 (SECURITY CABIN)

JOINERY SCHEDULE		
D1	1000 X 2150	DOOR
D2	900 X 2150	DOOR
SG	1600 X 2100	ALUMINUM FRAMED STRUCTURAL GLAZING
SG1	3500 X 2100	DOOR
V1	600 X 850	VENTILATOR

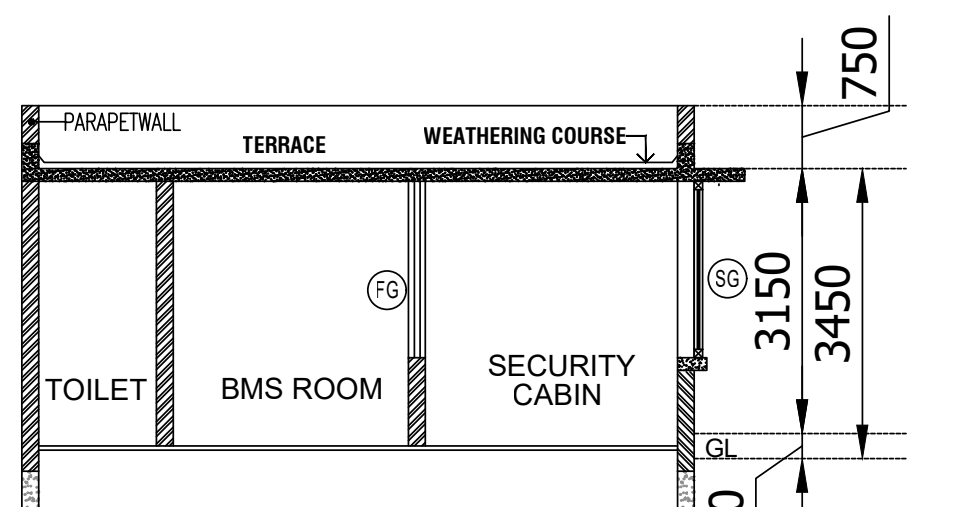
PARAPETWALL
TERRACE
WEATHERING COURSE
750
3150
3450
300
FG
SG
TOILET
BMS ROOM
SECURITY CABIN
GL
GL

SECTION - AA



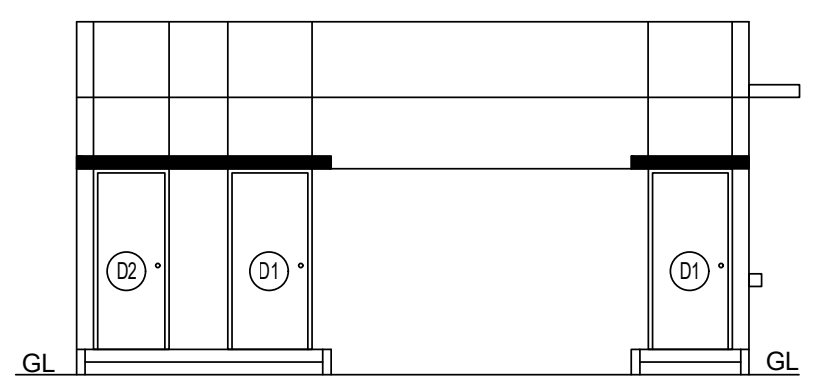

FRONT ELEVATION

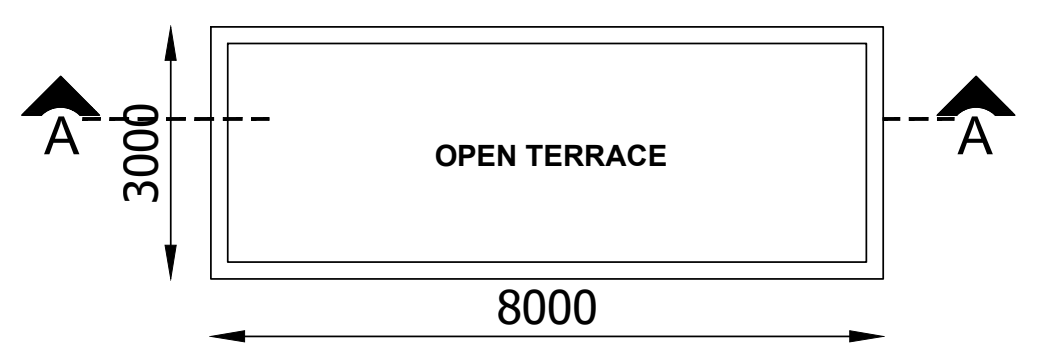
A
A
OPEN TERRACE
3000
8000

TRRACE FLOOR PLAN

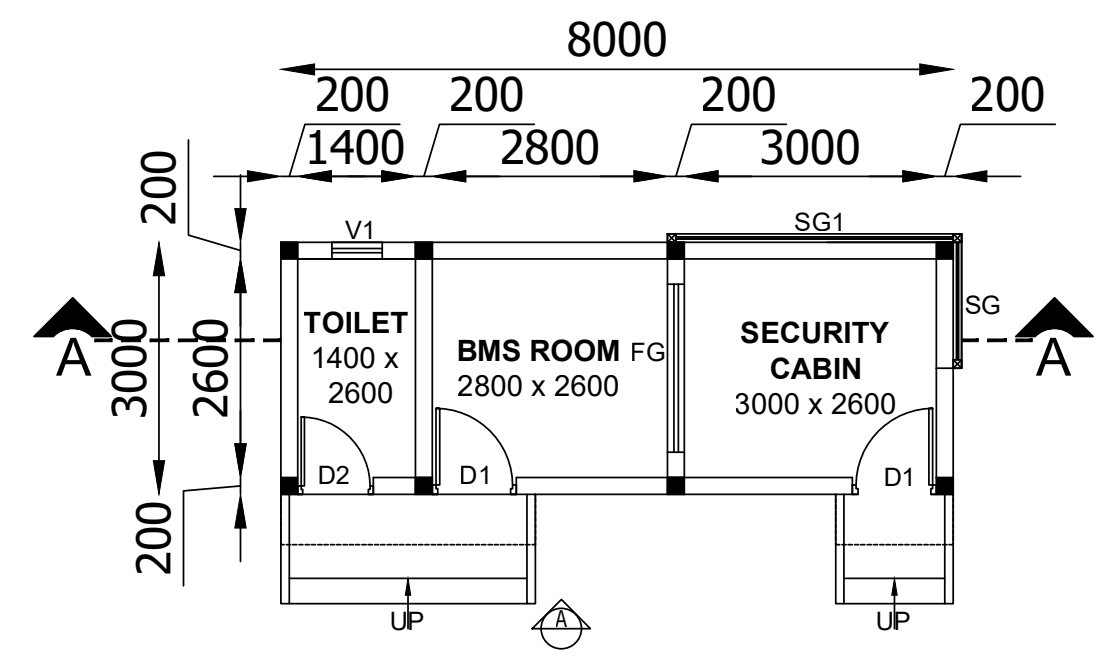
8000
200
200
200
200
1400
2800
3000
A
A
200
2600
3000
200
V1
SG1
TOILET
1400 x 2600
BMS ROOM
2800 x 2600
FG
SECURITY CABIN
3000 x 2600
SG
D2
D1
D1
UP
UP

GROUND FLOOR PLAN

BLOCK - 10 (STP)

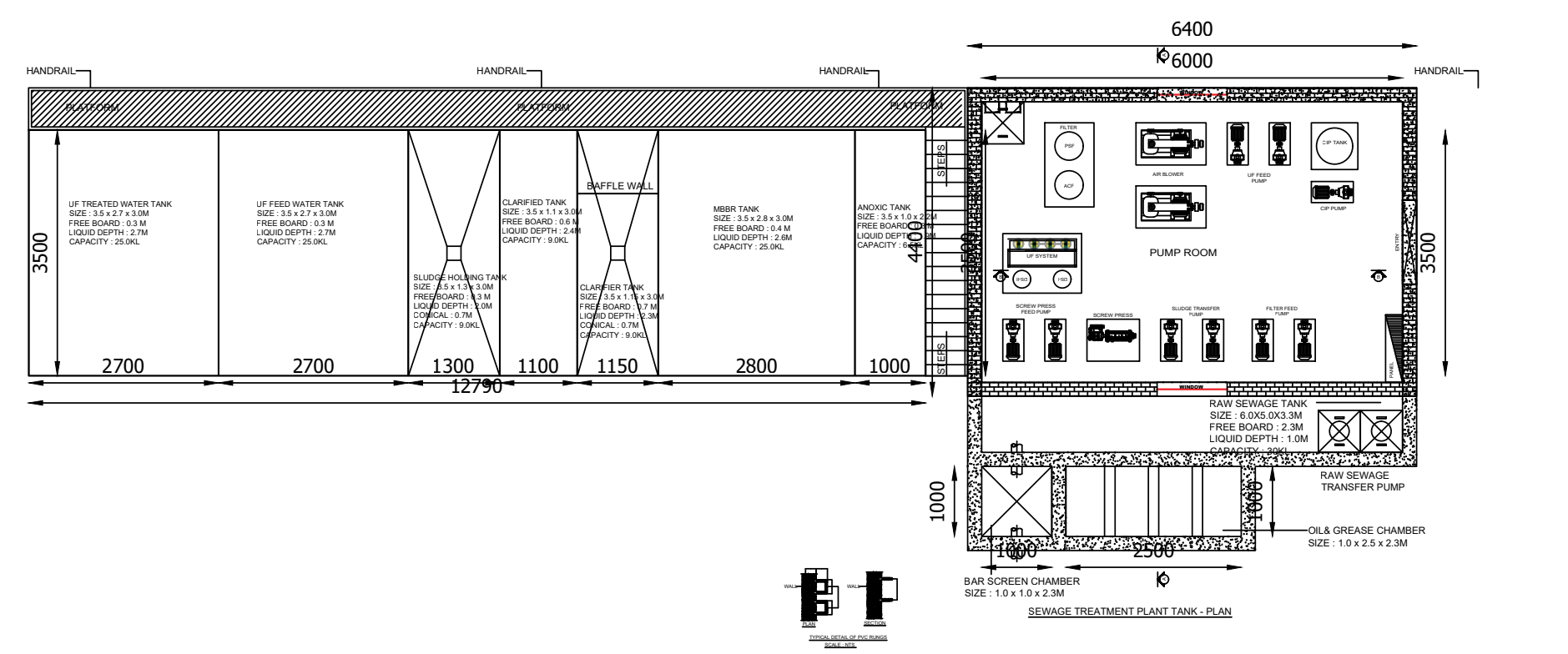
6400
6000
2700
2700
1300
1100
1150
2800
1000

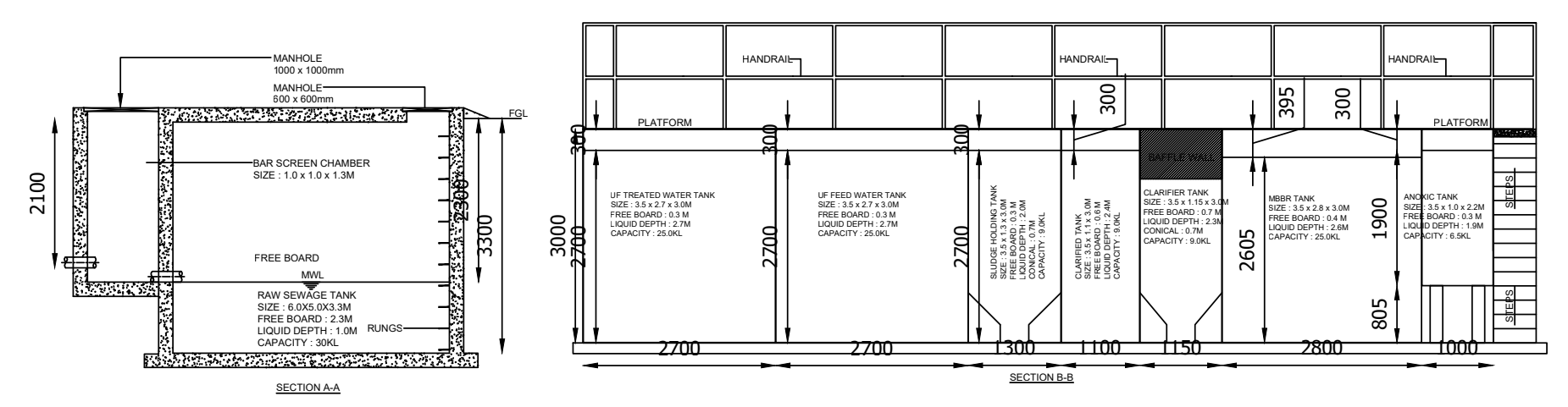

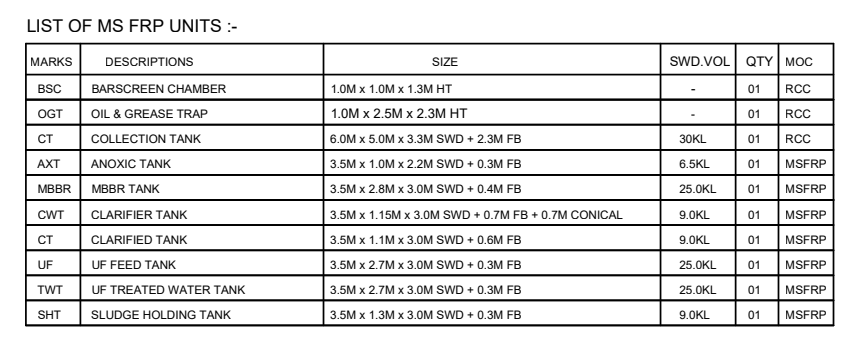

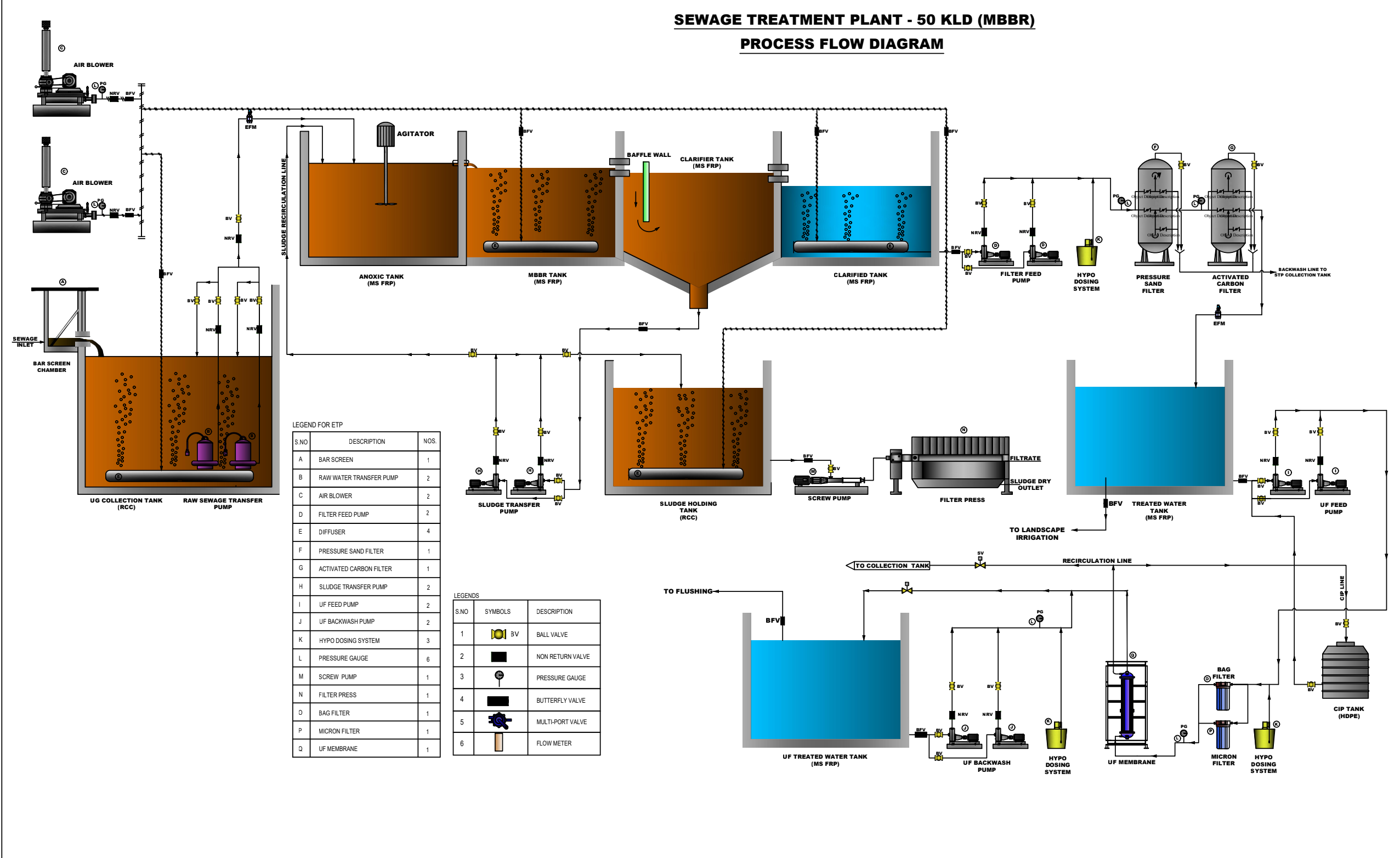
SEWAGE TREATMENT PLANT - 50 KLD (MBBR)
PROCESS FLOW DIAGRAM

SHEET NO: 16 / 17

PLAN SHOWING THE PROPOSED CONSTRUCTION OF
INDUSTRIAL BUILDING IN S.F.NO: 265/1A,1B1, 1B2, 2A, 2B1, 2B2,
3A, 3B1, 3B2, 3B3; 267/1B; 270/3B2B, 3C1,3C2, 3D, 5, 6, 7; 307/1A,
2, 3A, 3B; 308; 309/1, 2A1, 2A2, 2B, 3A, 3B, 4, 5, 6, 7, 8, 9,10, 11,
12A, 12B,12C,12D; 310/1A1B, 1A2 KILAIY VILLAGE,
SRIPERUMBUDUR TALUK, KANCHEEPURAM DISTRICT.
MANUFACTURING OF "(LIGHT AND HEAVY ENGINEERING/
MANUFACTURING / ASSEMBLING PARK / INDUSTRIAL STORAGE)
" INDUSTRY CLASSIFIED AS "ORANGE"

NOTE : ALL DIMENSIONS AREA IN METER

SPECIFICATION :

FOUNDATION	:	RCC 1:11/2:3 M25 Concrete Column footing Laid Over sand filling and PCC 1:4:8.
RCC WORK	:	All Column, Beams, Roof Slab, Lintel,& Sunshade are in CC 1:11/2:3(M-25)
BRICKWORK	:	B.W in Basement & Superstructure are in CM 1:5.
JOINERY	:	Joineries are made with Steel (or) first class teak wood.
WEATHERING COURSE	:	9" x 9" Pressed Tiles laid over the Brick Jelly with Lime mortor and sloped with water proofing compound.
PLASTERING	:	Ceiling plastering with CM 1:3Inside & Outside walls are plastering with CM 1:4.
PAINTING	:	White washing with two coats over the one coat of primer for Ceiling.Colour washing with two coats over one coat of primer for all Walls.

COLOUR INDEX :		REFERENCE :
PROPOSED	☐	SCALE : 1:100
BOUNDARY	☐	DATE : 06 JAN 2026
ROAD	☐	
DRIVEWAY	☐	

MECHANICAL VENTILATION AND FIRE PROTECTION SYSTEM
PROVIDED FOR ENTIRE BUILDING

APPLICANT :

For MIYA INFRASTRUCTURE PRIVATE LIMITED
Authorised Signatory

ARCHITECT / REGISTERED ENGINEER :

M. Bny
M. BERKMANSLEENAS PRABHAKAR, M.ARCH
Regn. No : CA/2016/79504
Email : berkmansleenas@gmail.com
Mobile : 96559 14631

REGISTERED STRUCTURAL ENGINEER :

Dr. R. SURESH BABU, ME(Struct), Ph.D., M.I.E (IND)., FIV
Registered Structural Engineer - Grade I
TVLR/RSE/Gr-I/2019/11/004 dt 27/11/2019
No.1, Krishnama Road, Mashkur Building,
1st Floor, Nungambakkam, Chennai - 600 034.
Ph : 9884055743 rsbrsprss@gmail.com

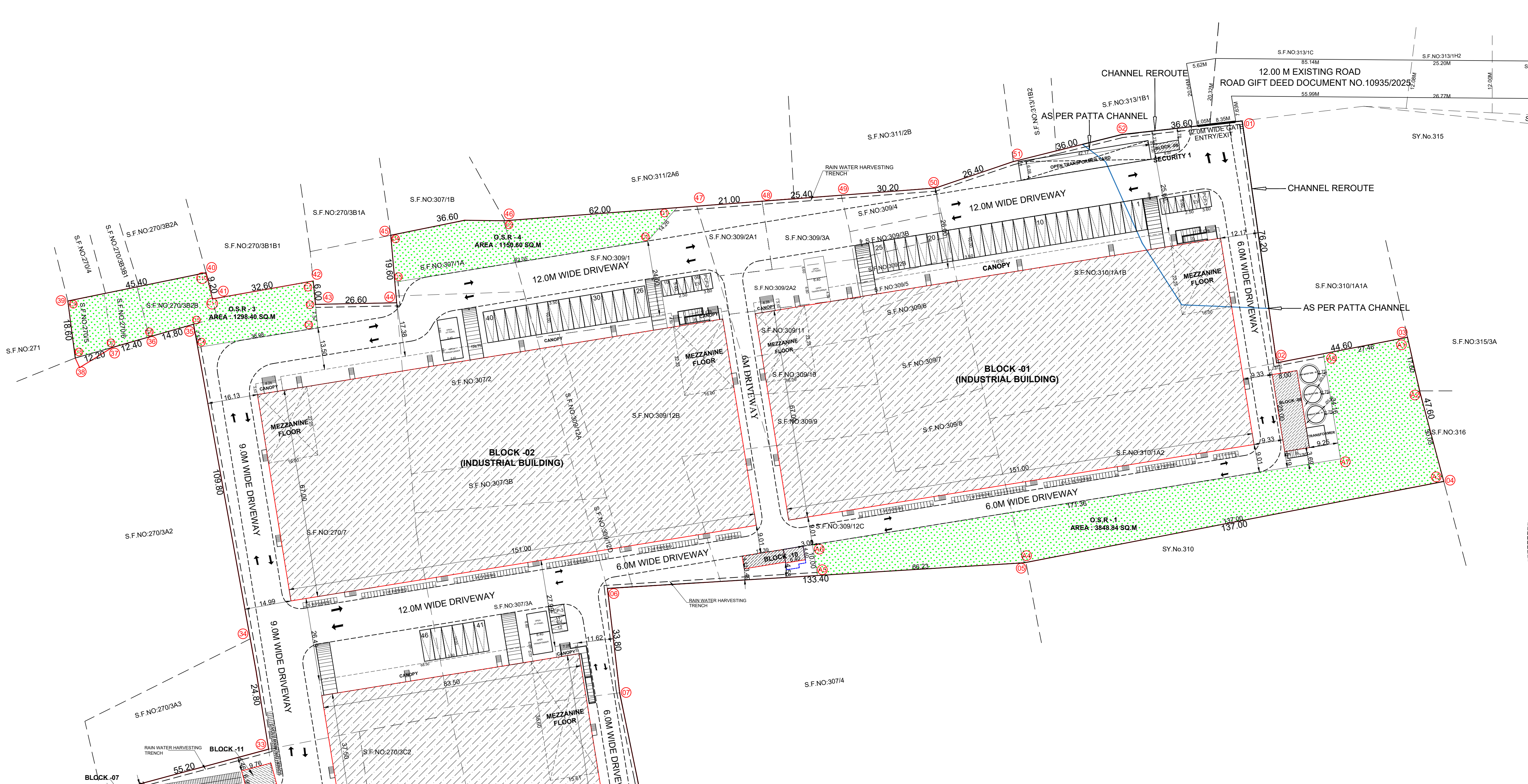
12.00 M EXISTING ROAD
ROAD GIFT DEED DOCUMENT NO.10935/2025
CHANNEL REROUTE
AS PER PATTA CHANNEL
12.0M WIDE GATE ENTRY/EXIT
BLOCK -09 SECURITY 1
OPEN TRANSFORMER YARD
12.0M WIDE DRIVEWAY
6.0M WIDE DRIVEWAY
9.0M WIDE DRIVEWAY
6M DRIVEWAY
CANOPY
MEZZANINE FLOOR
BLOCK -01 (INDUSTRIAL BUILDING)
BLOCK -02 (INDUSTRIAL BUILDING)
BLOCK -04 (INDUSTRIAL BUILDING)
BLOCK -06
BLOCK -07
BLOCK -10
BLOCK -11
TRANSFORMER
O.S.R - 1 AREA : 3848.84 SQ.M
O.S.R - 3 AREA : 1298.40 SQ.M
O.S.R - 4 AREA : 1150.60 SQ.M
RAIN WATER HARVESTING TRENCH
CYCLE PARKING -210 NOS
T.W PARKING
S.F.NO:313/1C
S.F.NO:313/1H2
S.F.NO:313/1M2
S.F.NO:313/1B1
S.F.NO:313/1B2
S.F.NO:313/4
SY.No.315
S.F.NO:311/2B
S.F.NO:311/2A6
S.F.NO:307/1B
S.F.NO:307/1A
S.F.NO:270/3B1A
S.F.NO:270/3B1B1
S.F.NO:270/3B2A
S.F.NO:270/3B2B
S.F.NO:270/4
S.F.NO:270/3B3B1
S.F.NO:270/5
S.F.NO:270/6
S.F.NO:271
S.F.NO:270/3A2
S.F.NO:270/3A3
S.F.NO:270/1A3
S.F.NO:309/1
S.F.NO:309/2A1
S.F.NO:309/3A
S.F.NO:309/4
S.F.NO:309/3B
S.F.NO:309/2B
S.F.NO:309/2A2
S.F.NO:309/5
S.F.NO:309/6
S.F.NO:309/7
S.F.NO:309/8
S.F.NO:309/9
S.F.NO:309/10
S.F.NO:309/11
S.F.NO:309/12A
S.F.NO:309/12B
S.F.NO:309/12C
S.F.NO:309/12D
S.F.NO:307/2
S.F.NO:307/3A
S.F.NO:307/3B
S.F.NO:307/4
S.F.NO:270/7
S.F.NO:270/3C1
S.F.NO:270/3C2
S.F.NO:270/3D
S.F.NO:308
S.F.NO:310/1A1A
S.F.NO:310/1A1B
S.F.NO:310/1A2
S.F.NO:315/3A
S.F.NO:316
SY.No.310
TO SRIPERUMBUDUR
151.00
137.00
133.40
109.80
76.20
67.00
62.00
47.60
45.40
44.60
36.60
32.60
26.60
26.40
25.40
21.00
30.20
36.00
19.60
18.60
14.80
12.40
12.20
9.20
6.00
24.80
33.80
90.00
55.20
44.20

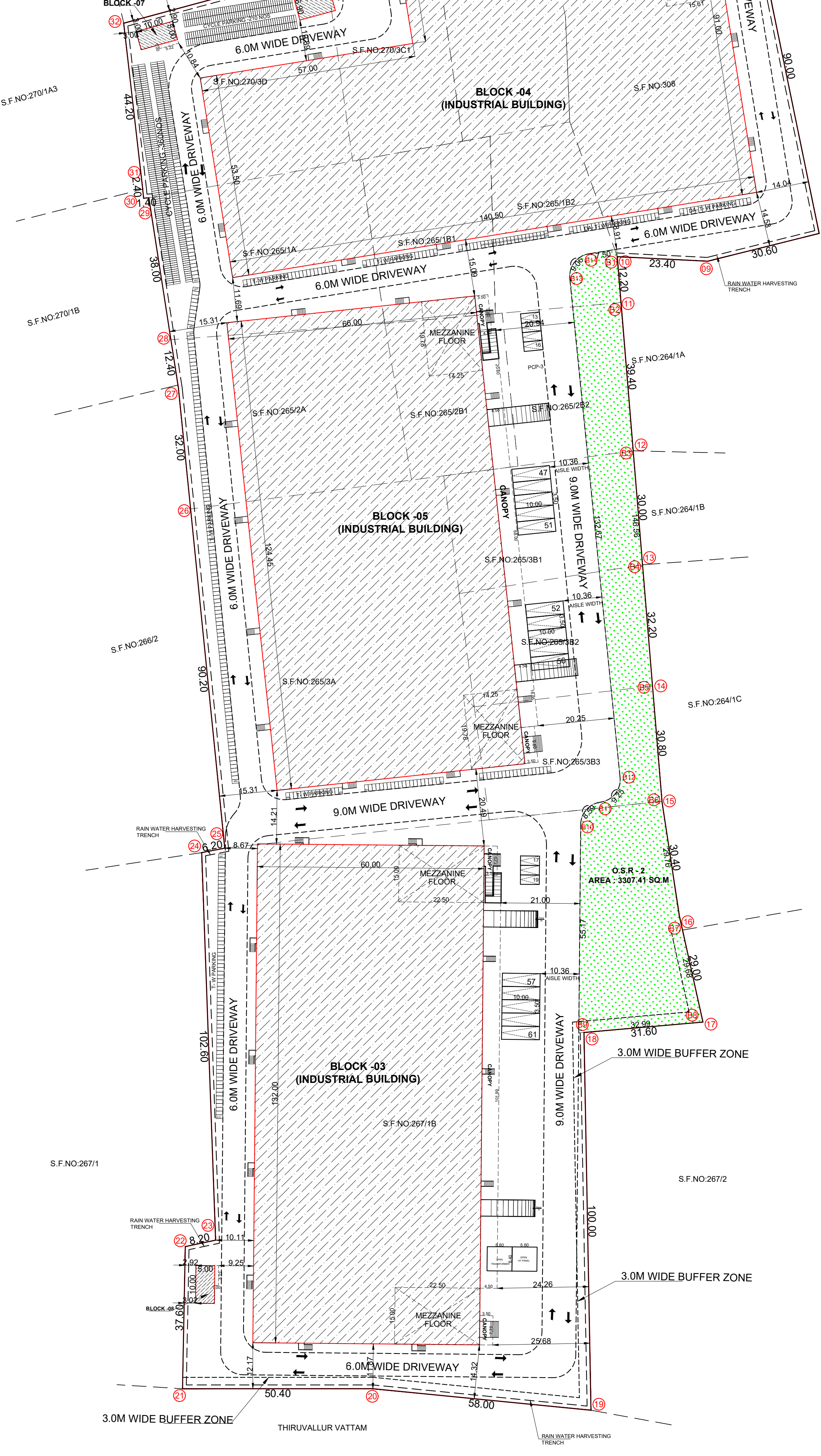
BLOCK -03 (INDUSTRIAL BUILDING)
BLOCK -05 (INDUSTRIAL BUILDING)
BLOCK -08
MEZZANINE FLOOR
9.0M WIDE DRIVEWAY
6.0M WIDE DRIVEWAY
O.S.R - 2 AREA : 3307.41 SQ.M
3.0M WIDE BUFFER ZONE
RAIN WATER HARVESTING TRENCH
THIRUVALLUR VATTAM
S.F.NO:270/1B
S.F.NO:266/2
S.F.NO:264/1A
S.F.NO:264/1B
S.F.NO:264/1C
S.F.NO:267/1
S.F.NO:267/2
S.F.NO:265/1A
S.F.NO:265/2A
S.F.NO:265/2B1
S.F.NO:265/2B2
S.F.NO:265/3A
S.F.NO:265/3B1
S.F.NO:265/3B3
S.F.NO:267/1B
100.00
50.40
58.00

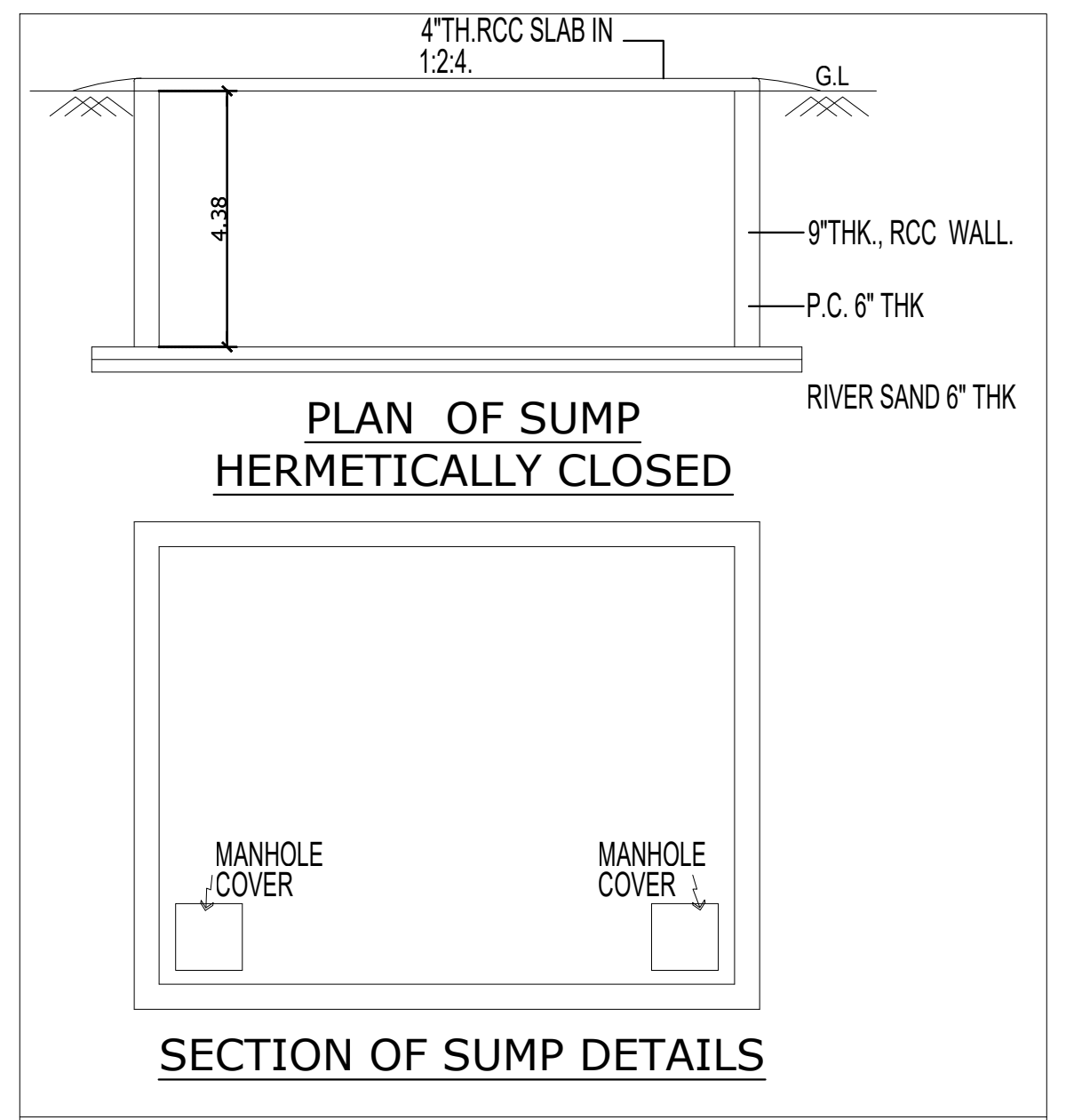
4"TH.RCC SLAB IN 1:2:4.
G.L
9"THK. RCC WALL
P.C. 6" THK
RIVER SAND 6" THK
MANHOLE COVER
MANHOLE COVER

PLAN OF SUMP HERMETICALLY CLOSED

SECTION OF SUMP DETAILS

SUMP DETAILS N.T.S

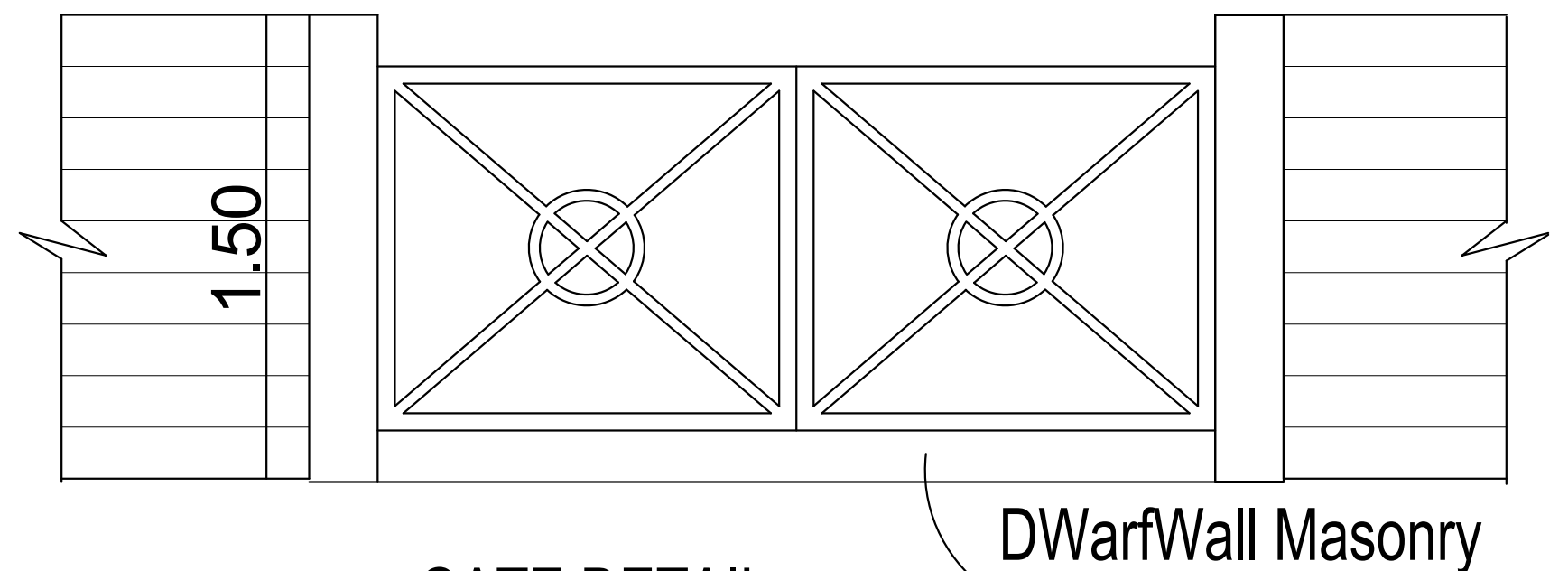

GATE DETAIL

DWarfWall Masonry .075m ht.

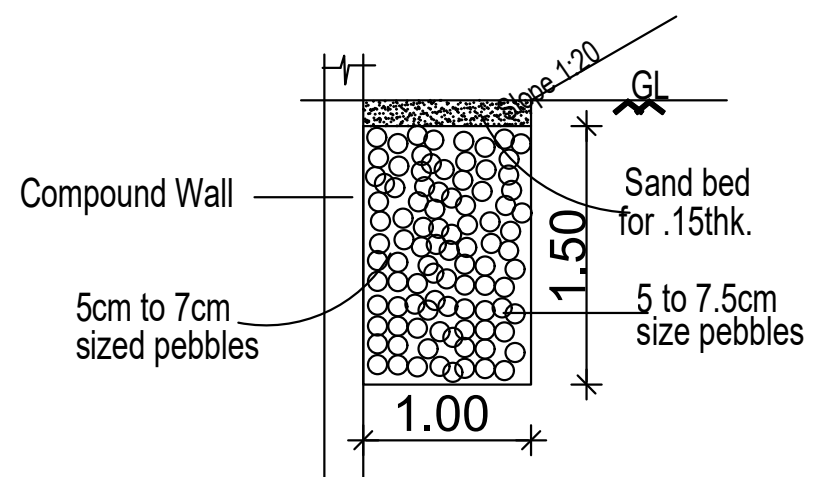
Compound Wall
5cm to 7cm sized pebbles
Sand bed for .15thk.
5 to 7.5cm size pebbles
GL
1.50
1.00

Rain Water Trench Detail

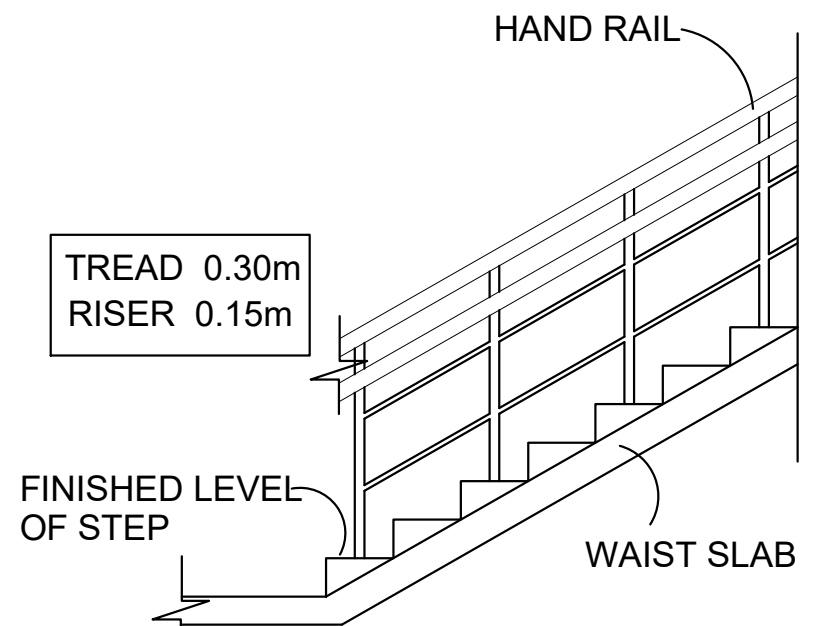
HAND RAIL
TREAD 0.30m
RISER 0.15m
FINISHED LEVEL OF STEP
WAIST SLAB

STAIRCASE DETAIL

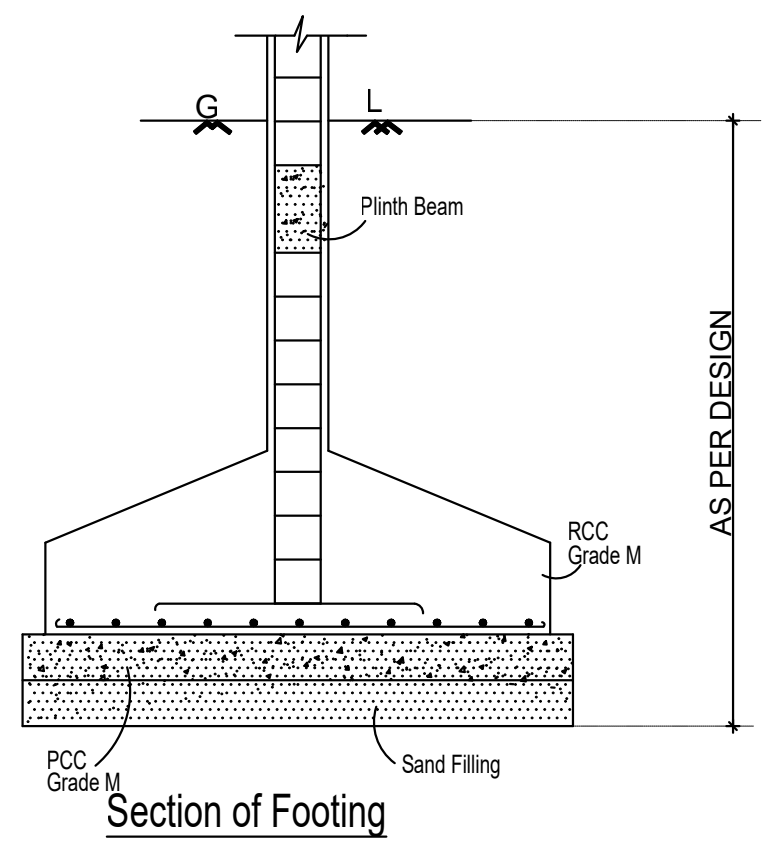
G
L
Plinth Beam
RCC Grade M
PCC Grade M
Sand Filling
AS PER DESIGN

Section of Footing

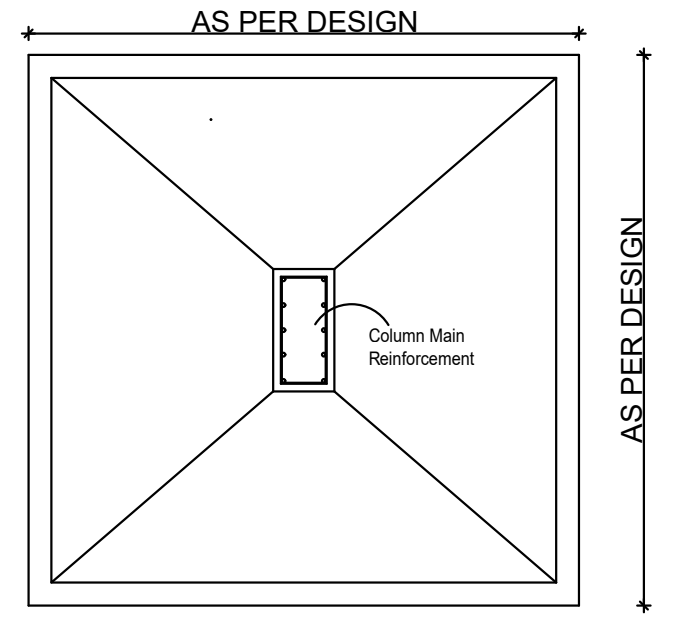
AS PER DESIGN
AS PER DESIGN
Column Main Reinforcement

Column Foundation detail

Plan of Footing

SITE AREA STATEMENT			
S.No.	**Survey No as per patta**	**Sub Division**	**As Per Patta Sqm**
1	265	1A	2300
2	265	1B1	1450
3	265	1B2	1400
4	265	2A	2450
6	265	2B1	1200
5	265	2B2	1250
7	265	3A	6100
8	265	3B1	1550
9	265	3B2	1500
10	265	3B3	1400
11	267	1B	16750
12	270	3B2B	325
13	270	3C1	1450
14	270	3C2	1400
15	270	3D	2900
16	270	5	227
17	270	6	199
18	270	7	8807
19	308	-	5400
20	307	1A	843
21	307	2	2600
22	307	3A	3480
23	307	3B	720
24	309	1	2300
25	309	2A1	400
26	309	2A2	550
27	309	2B	250
28	309	3A	500
29	309	3B	300
30	309	4	300
31	309	5	300
32	309	6	300
33	309	7	900
34	309	8	650
35	309	9	600
36	309	10	550
37	309	11	550
38	309	12A	360
39	309	12B	3724
40	309	12C	3724
41	309	12D	242
42	310	1A1B	7247
43	310	1A2	6579
Total			**96027**

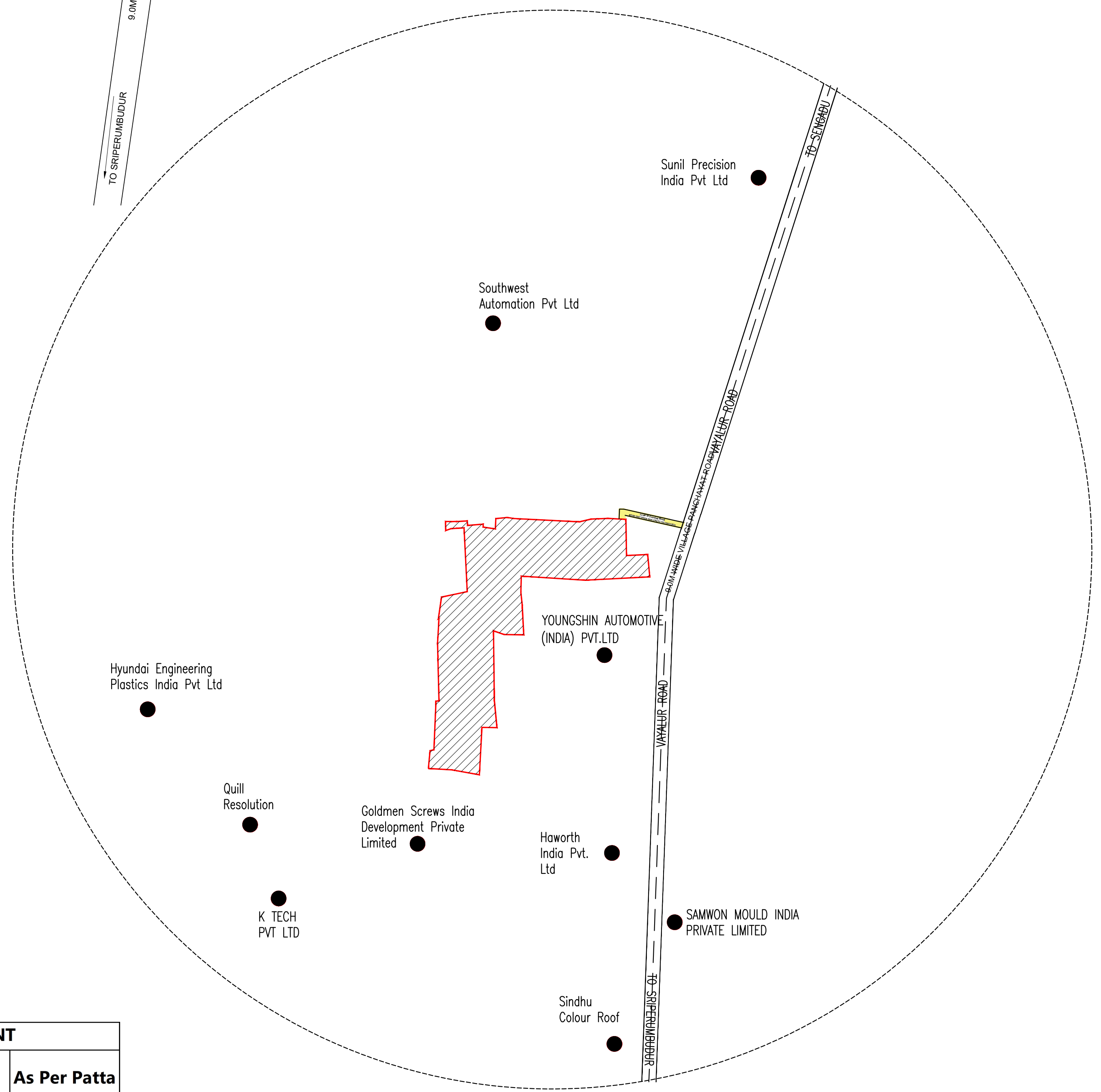
Sunil Precision India Pvt Ltd
Southwest Automation Pvt Ltd
YOUNGSHIN AUTOMOTIVE (INDIA) PVT.LTD
Hyundai Engineering Plastics India Pvt Ltd
Quill Resolution
Goldmen Screws India Development Private Limited
Haworth India Pvt. Ltd
K TECH PVT LTD
SAMWON MOULD INDIA PRIVATE LIMITED
Sindhu Colour Roof

KEY PLAN

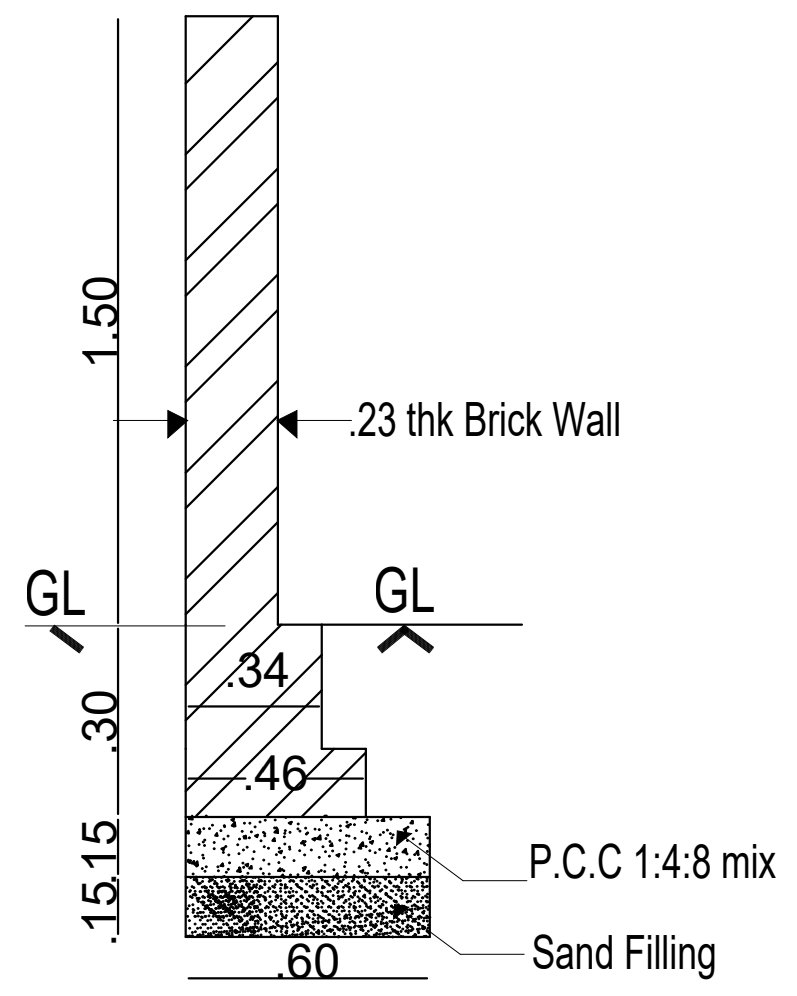
1.50
23 thk Brick Wall
GL
GL
.34
.30
.46
.15
.15
P.C.C 1:4:8 mix
Sand Filling
.60

CompoundWall detail

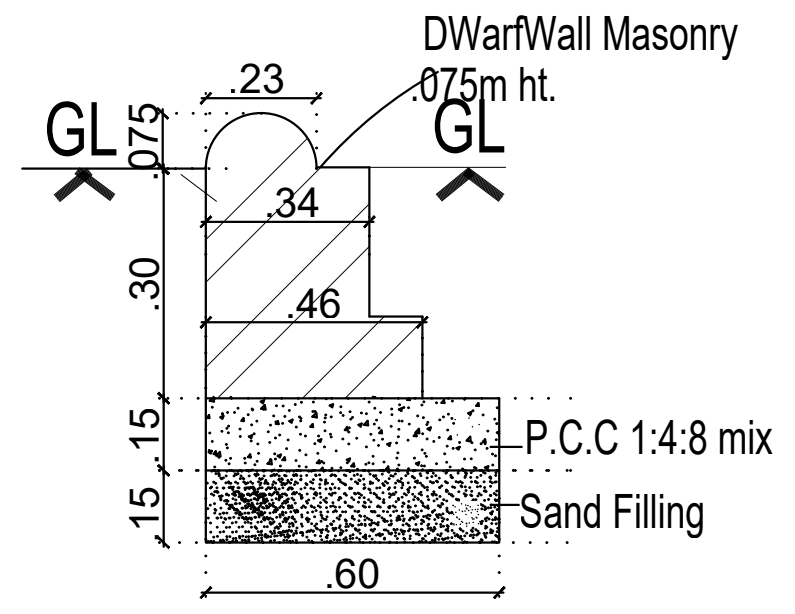
DWarfWall Masonry .075m ht.
GL
GL
.075
.23
.34
.30
.46
.15
.15
P.C.C 1:4:8 mix
Sand Filling
.60

DWarfWall Masonry detail

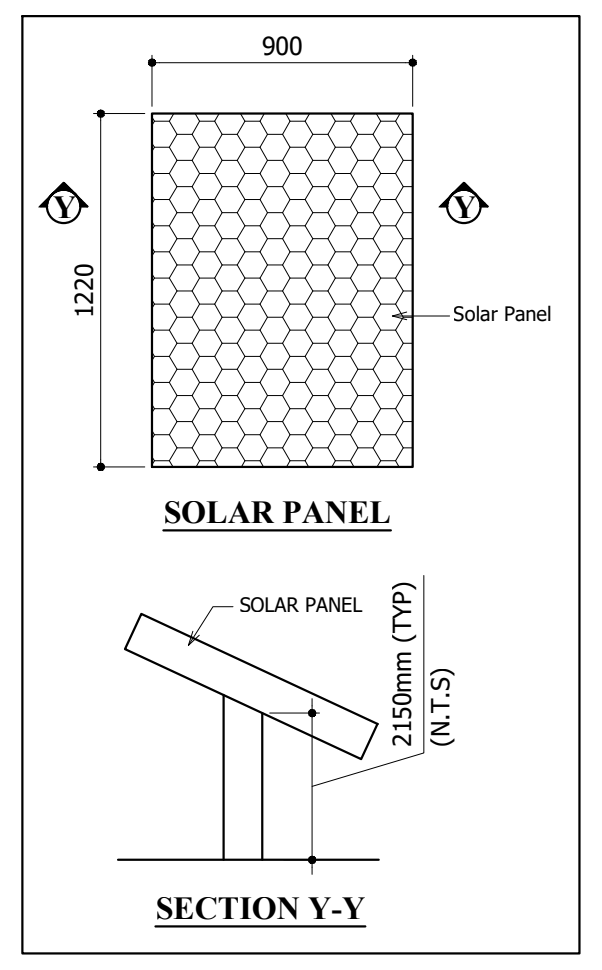
900
1200
Solar Panel
SOLAR PANEL
SOLAR PANEL
2100mm (TYP) (N.T.S)
SECTION Y-Y

PARKING CALCULATION DETAILS :

BLOCK-01
INDUSTRIAL WORKSHOP AREA : 9795.54 SQ.M
OFFICE AREA : 712.00 SQ.M
BLOCK-02
INDUSTRIAL WORKSHOP AREA : 9775.59 SQ.M
OFFICE AREA : 712.00 SQ.M
BLOCK-03
INDUSTRIAL WORKSHOP AREA : 7743.90 SQ.M
OFFICE AREA : 675.00 SQ.M
BLOCK-04
INDUSTRIAL WORKSHOP AREA : 10334.84 SQ.M
OFFICE AREA : 602.44 SQ.M
BLOCK-05
INDUSTRIAL WORKSHOP AREA : 8038.18 SQ.M
OFFICE AREA : 563.84 SQ.M

SITE PLAN | SHEET NO: 17 / 17

SITE PLAN SHOWING THE PROPOSED CONSTRUCTION OF INDUSTRIAL BUILDING IN S.F.NO: 265/1A,1B1, 1B2, 2A, 2B1, 2B2, 3A, 3B1, 3B2, 3B3; 267/1B; 270/3B2B, 3C1,3C2, 3D, 5, 6, 7; 307/1A, 2, 3A, 3B; 308; 309/1, 2A1, 2A2, 2B, 3A, 3B, 4, 5, 6, 7, 8, 9,10, 11, 12A, 12B,12C,12D; 310/1A1B, 1A2 KILAIY VILLAGE, SRIPERUMBUDUR TALUK, KANCHEEPURAM DISTRICT.
MANUFACTURING OF "(LIGHT AND HEAVY ENGINEERING/ MANUFACTURING / ASSEMBLING PARK / INDUSTRIAL STORAGE) " INDUSTRY CLASSIFIED AS "ORANGE"

NOTE : ALL DIMENSIONS AREA IN METRE

AREA STATEMENT DETAILS

SITE AREA AS PER DOCUMENT : 96027.00 SQ.M
SITE AREA AS PER PATTA : 96027.00 SQ.M
SUPER IMPOSED SITE AREA : 96027.00 SQ.M

BUILDING AREA DETAILS:

S.NO	DESCRIPTION	FSI (SQ.M)	NON FSI (SQ.M)	BUILD UP AREA (SQ.M)
1	BLOCK -01 (INDUSTRIAL BUILDING)			
	GROUND FLOOR	10115.31	-	10115.31
	GROUND FLOOR (CANOPY)	555.00	-	555.00
	MEZZANINE FLOOR (OFFICE)	712.00	-	712.00
	SUB TOTAL	11382.31	-	11382.31
2	BLOCK -02 (INDUSTRIAL BUILDING)			
	GROUND FLOOR	10116.83	-	10116.83
	GROUND FLOOR (CANOPY)	628.29	-	628.29
	MEZZANINE FLOOR (OFFICE)	712.00	-	712.00
	SUB TOTAL	11457.12	-	11457.12
3	BLOCK -03 (INDUSTRIAL BUILDING)			
	GROUND FLOOR	7920.00	-	7920.00
	GROUND FLOOR (CANOPY)	513.28	-	513.28
	MEZZANINE FLOOR (OFFICE)	675.00	-	675.00
	SUB TOTAL	9108.28	-	9108.28
4	BLOCK -04 (INDUSTRIAL BUILDING)			
	GROUND FLOOR	10648.00	-	10648.00
	GROUND FLOOR (CANOPY)	367.87	-	367.87
	MEZZANINE FLOOR (OFFICE)	602.44	-	602.44
	SUB TOTAL	11618.31	-	11618.31
5	BLOCK -05 (INDUSTRIAL BUILDING)			
	GROUND FLOOR	8213.70	-	8213.70
	GROUND FLOOR (CANOPY)	540.82	-	540.82
	MEZZANINE FLOOR (OFFICE)	563.84	-	563.84
	SUB TOTAL	9318.36	-	9318.36
6	BLOCK -06 (UTILITY AND FIRE WATER TANK - 01 & 02)			
	GROUND FLOOR	280.21	-	280.21
	FIRST FLOOR	200.00	-	200.00
	SECOND FLOOR	200.00	-	200.00
	SUB TOTAL	680.21	-	680.21
7	BLOCK -07 (DRIVERS REST ROOM-1)			
	GROUND FLOOR	55.22	-	55.22
8	BLOCK -08 (DRIVERS REST ROOM-2)			
	GROUND FLOOR	55.22	-	55.22
9	BLOCK -09(SECURITY CABIN)			
	GROUND FLOOR	24.50	-	24.50
10	BLOCK -10(STP)			
	GROUND FLOOR	83.19	-	83.19
11	BLOCK -11(OWC)			
	GROUND FLOOR	67.34	-	67.34
	TOTAL	53850.06		53850.06

TOTAL FSI AREA = 53850.06 SQ M

$$\text{FLOOR SPACE INDEX} = \frac{53850.06}{96027.00} = 0.561$$

PARKING DETAILS :

INDUSTRIAL WORKSHOP AREA : 45688.05 SQ.M
1 LORRY PARKING SPACE FOR EVERY 750.00 SQ.M
1 TWO WHEELER & CYCLE SPACE FOR EVERY 75.00 SQ.M
OFFICE AREA : 3265.28 SQ.M
1 CAR PARKING SPACE FOR EVERY 150.00 SQ.M

PARKING DIMENSIONS :

61 LORRY SLOT DIMENSION 3.60 x 10.00M
19 CAR SLOT DIMENSION 2.50 x 5.00M
03 CAR SLOT DIMENSION 3.60 x 5.00M
610 TWO WHEELER PARKING SLOT DIMENSION 1.00 x 1.80M
610 CYCLE PARKING SLOT DIMENSION 0.56 x 1.80M

DESCRIPTION	REQUIRED	PROVIDED
LORRY PARKING	61 NOS	61 NOS
CAR PARKING	16+ 03PCP+ 03 EV = 22 NOS	16+ 03PCP+ 03 EV = 22 NOS
TWO WHEELER PARKING	488+ 61DA+ 61EV= 610 NOS	488+ 61DA+ 61EV= 610 NOS
CYCLE PARKING	610 NOS	610 NOS

HORSE POWER DETAILS : 4023.10 HP

NO OF WORKERS DETAIL :

DESCRIPTION	MALE	FEMALE	TOTAL
FACTORY WORKERS	500	250	750

O.S.R DETAIL :

O.S.R REQUIRED = 9602.70 SQ.M
O.S.R - 1 PROVIDED = 3848.84 SQ.M
O.S.R - 2 PROVIDED = 3307.41 SQ.M
O.S.R - 3 PROVIDED = 1298.40 SQ.M
O.S.R - 4 PROVIDED = 1150.60 SQ.M
TOTAL O.S.R PROVIDED = 9605.25 SQ.M

COLOUR INDEX :

PROPOSED	▭
BOUNDARY	▭
ROAD	▭
DRIVEWAY	▭

REFERENCE :

SCALE : 1:800
DATE : 06 JAN 2026

N
W E
S

APPLICANT :

For MIYA INFRASTRUCTURE PRIVATE LIMITED

Authorised Signatory

REGISTERED STRUCTURAL ENGINEER :

Dr. R. SURESH BABU, ME(Struct), Ph.D., M.I.E (IND)., FIV
Registered Structural Engineer - Grade I
TVLR/RSE/Gr-I/2019/11/004 dt 27/11/2019
No.1, Krishnama Road, Mashkur Building,
1st Floor, Nungambakkam, Chennai - 600 034.
Ph:9884055743 rsbrsprss@gmail.com

ARCHITECT / REGISTERED ENGINEER :

M. Bmy

M. BERKMANSLEENAS PRABHAKAR, M.ARCH
Regn.No:CA/2016/79504
Email:berkmansleenas@gmail.com
Mobile:96559 14631

THE LANDLENS SUITE

Eight ways to know a piece of land before you pay for it.

This report covers one part of the picture. These cover the rest, drawn from the same government records, for any property in Tamil Nadu.

LandLens One

Ask anything about a property and get an answer grounded in live government records, with the sources shown.

/landlens/one

Verify My Land

Every record check run on one property and returned as a single report.

/landlens/verify-my-land

Legal Opinion

An advocate's written opinion on the title, built on the records we pull for it.

/landlens

One Map

Every layer on one map: the parcel, its boundary, zoning, water bodies and what sits around it.

/landlens/one/map

PriceMap

What land actually changed hands for around this plot, taken from the registered deeds.

/landlens/pricemap

Build Scope

What you are allowed to build here: floor space, height, coverage and setbacks.

/landlens/build-scope

Property Tracker

Watch a property and hear about it when something new is registered against it.

/landlens/property-tracker

Deal Room

Run the transaction in one place: documents, stamping, signatures and the parties.

/landlens/deal-room

FREE TOOLS · NO ACCOUNT NEEDED

Twenty-four checks you can run yourself, at no cost.

Records and verification

The registers themselves, read for you.

- Encumbrance Certificate
- Patta and Chitta
- Field Measurement Sketch
- EC Analyzer
- Bank charge check
- Court case search
- Seller background check
- Approval check by survey

Value and duty

What it is worth and what it costs to register.

- Guideline value by street
- Guideline value by survey
- Stamp duty and registration fees
- Capital gains
- Floor space index
- Area unit converter

Zoning and land use

What the plan says can happen on this land.

- Land use zone finder
- CMDA land use check
- Coastal regulation zone
- Master plan check
- Water bodies finder
- Airport height clearance

Registers and directories

Who holds it, and which office keeps the record.

- Find your registering office
- Temple property check
- Waqf property check
- RERA register

Every free tool
/tools

Services we run for you
/services

The LandLens suite
/landlens/one

Verified RealEstate™

Every claim in this document traces back to a government record.

- Legal opinions, due diligence and title verification
- Building plan, layout and sub-division approvals
- Completion and occupancy certificates, regularisation
- Escrow, negotiation and NRI property management
- Land survey, soil testing, architecture and construction

Verified RealEstate
3/350/2 Mettukuppam,
OMR Thoraipakkam,
Chennai 600 097, India
hello@verified.realestate
+91 9996 12 9996

Prepared from the registers named on the page each finding sits on. Where a register could not be read, this document says so in its place rather than leaving the gap to be read as a clean result.