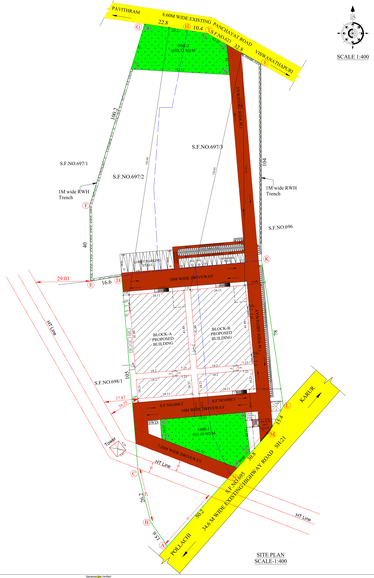

SITE PLAN
SCALE 1:400

SCALE 1:400

BLOCK-A

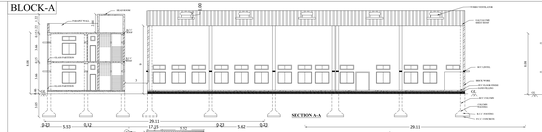

SECTION A-A

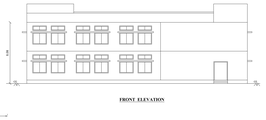

FRONT ELEVATION

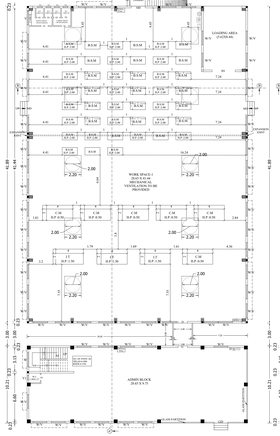

GROUND FLOOR
BLOCK-A (INDUSTRIAL BUILDING)

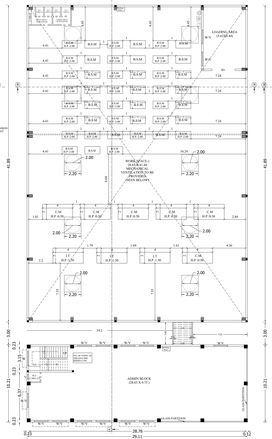

FIRST FLOOR
BLOCK-A (INDUSTRIAL BUILDING)



TERRACE FLOOR

BLOCK-C

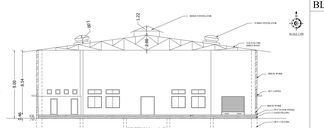

SECTION A & B

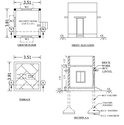

BLOCK-B

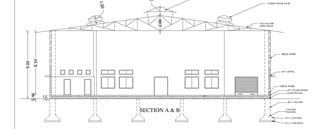

SECTION A & B

BLOCK-B

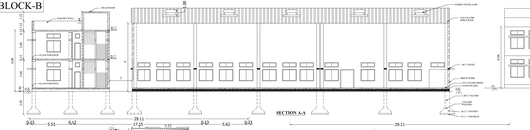

SECTION A-A

FRONT ELEVATION

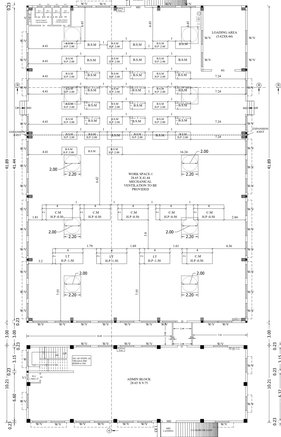

GROUND FLOOR
BLOCK-B (INDUSTRIAL BUILDING)

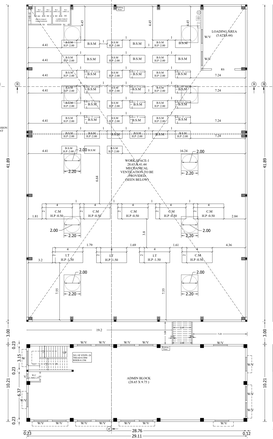

FIRST FLOOR
BLOCK-B (INDUSTRIAL BUILDING)



TERRACE FLOOR

SITE AND DETAILED PLAN SHOWING THE PROPOSED CONSTRUCTION: RCC ROOF OF BLOCK-A (INDUSTRIAL BUILDING) WITH 2BH (GROUND FLOOR + FIRST FLOOR + HEAD ROOM) FOOR IN TEXTILE INDUSTRY (ORANGE CATEGORY) (BUILDING WITH 200 HP) IN S.F.NO.697/2, 697/3, 698/2 & 698/3 - PAVITHRAM VILLAGE, PUGALUR TALUK, KARUR DISTRICT.

ALL DIMENSIONS ARE IN METER

NAME OF THE APPLICANT:
M/s.NATARAJAN S/O NANGAMUTHU

AS PER DOCUMENT	- 4.66 ACRE (or) 18939.30 Sq.m
AS PER PATTA	- 19595.00 Sq.m
AS PER SUPER IMPOSED AREA	- 18943.03 Sq.m

AREA DETAILS :

S.No	Description	FSI Area	Non FSI Area	Total Built up Area
BLOCK-A (INDUSTRIAL BUILDING)				
1	GROUND FLOOR	1524.90	-	1524.90
2	FIRST FLOOR	297.20	-	297.20
3	HEAD ROOM		23.20	23.20
BLOCK-B (INDUSTRIAL BUILDING)				
1	GROUND FLOOR	1524.90	-	1524.90
2	FIRST FLOOR	297.20	-	297.20
3	HEAD ROOM		23.20	23.20
BLOCK-C (SECURITY ROOM)				
1	GROUND FLOOR	13.4	-	13.4
	TOTAL :	3657.60	46.40	3704.00
	FSI Area Site Area	3657.60 18939.30	= 0.193< 1.50	

JOINERY DETAILS

SYMBOL	DESCRIPTION	IN METER
RS	ROLLING SHUTTER	3.05 X 2.44
MD	MAIN DOOR	1.83 X 2.44
D	DOOR	1.22 X 2.44
D1	DOOR 1	0.91 X 2.44
D2	DOOR 2	0.76 X 2.44
W	WINDOW	1.83 X 1.52
V	VENTILATOR	1.83 X 0.61
V1	VENTILATOR	0.61 X 0.61

Parking Area Description	Area	Provided
1 Car space for every 100 Sq.m of Office area	1188.80	12
1 Lorry space for every 500 Sq.m of Work shop area	2455.40	7
1 two wheeler space for every 50 Sq.m of floor area	3657.60	75
1 cycle space for every 50 Sq.m of floor area	3657.60	75

HEIGHT OF THE BUILDING : 9.00M

REFERENCE:
- FIRE ALARM SYSTEM
- HOSE REEL
- FIRE FIGHTING EQUIPMENT
- DRINKING WATER

Total HP Provided - 200 HP
TOTAL NO. OF LABOURS - 100 NOS.
GENTS - 50 NOS.
LADIES - 50 NOS.

SITE APPROVAL
APPLICATION NO.SWPAPA/STN/2021 /0000101 DT.29.12.2021 & 30/12/ AND NUMBERED AS SWP/STCOR/A4/B/45/21 APPROVAL NO. 2461/2021

TECHNICAL APPROVAL
APPLICATION NO.SWPAPA/STN/2021 /0000101 DT.29.12.2021
DP APPROVAL NO. 21/2021

COLOR INDEX:

COLOR DETAILS:	
SITE BOUNDARY	
EXISTING ROAD	REQUIRED FOR OSR = 1895.00 Sq.m (10.00%)
PROPOSED BUILDING	
DRIVE WAY	PROVIDED FOR OSR-1 = 931.10 Sq.m PROVIDED FOR OSR-2 = 1040.25 Sq.m
OSR	Total OSR - I & 2 = 1971.43 Sq.m (10.45%)

MACHINERY DETAILS

Name	Numbers	Hp	Total
Ironing Table - I.T	6	1.50	9.0
Bed Sewing Machine - B.S.M	52	2.0	104.0
Cutting Machine - C.M	14	0.5	7.0
TOTAL			200.00

Dr. T.THILAK RANJITH
M.Arch.,Ph.D.,M.I.S.T.E.,M.I.E.,M.I.A.S.C.,M.I.A.H.S.,M.I.A.E.,M.I.A.E.H.,M.I.A.A.,M.I.A.A.A.,M.I.A.A.A.,M.I.A