PP APPROVAL RECORD

Planning Permission

Survey 139 and 2 more

Balethottam

Krishnagiri district, Tamil Nadu

APPROVAL TYPE
Building Plan

ISSUING AUTHORITY
Rural Panchayat

The approval as the planning authority issued it, reproduced in full behind this page.

An approval speaks to what was sanctioned, not to what was built. Completion is a separate record.

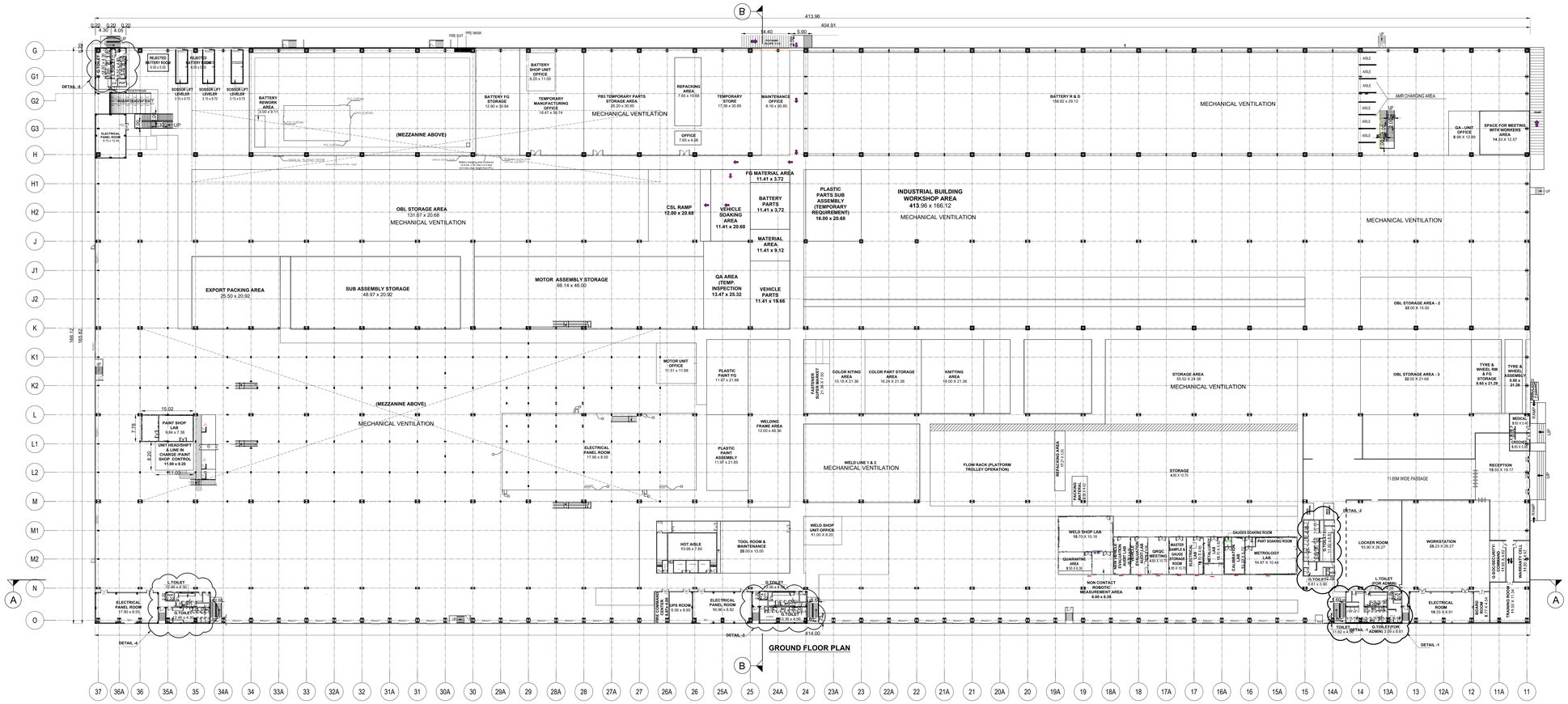

GROUND FLOOR PLAN

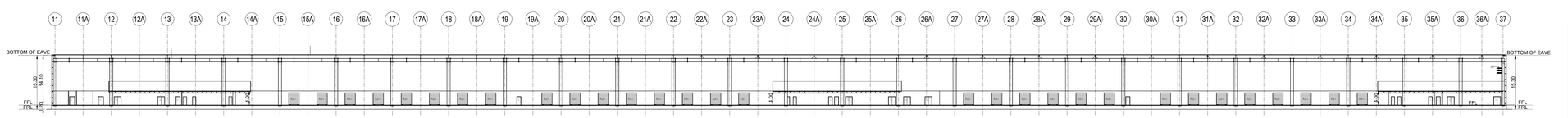

SECTION - AA

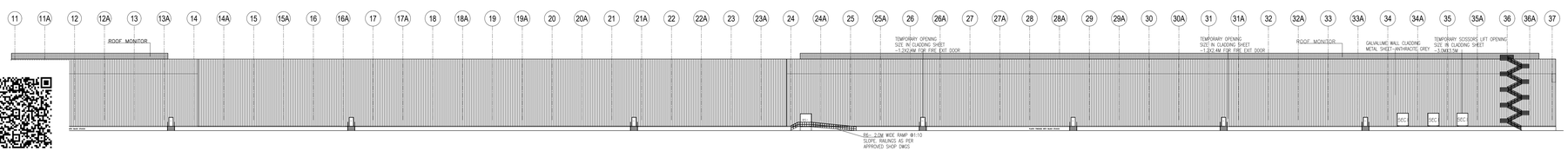

WEST SIDE ELRVATION

TYPE	DESCRIPTION	SIZE
FRD1	FIRE RATED DOOR WITH VISION PANEL SINGLE LEAF(PANIC BAR)	1.20 X 2.40
FRD2	FIRE RATED DOOR WITH VISION PANEL SINGLE LEAF(WITHOUT PANIC BAR)	1.20 X 2.40
FRD3	FIRE RATED DOOR WITH VISION PANEL(DOUBLE LEAF EQUAL SHUTTER)	2.00 X 2.40
FRD4	FIRE RATED DOOR WITH VISION PANEL (DOUBLE LEAF EQUAL SHUTTER)	1.50 X 2.40
FRD5	FIRE RATED DOOR WITH VISION PANEL FINISHED WITH BLACK PAINT (DOUBLE LEAF EQUAL SHUTTER)	1.50 X 2.40
FRD6	FIRE RATED DOOR WITH VISION PANEL (DOUBLE LEAF UNEQUAL SHUTTER)	1.50 X 2.40
FRD7	FIRE RATED DOOR WITH VISION PANEL (DOUBLE LEAF EQUAL SHUTTER)	3.00 X 2.40
TD1	TRAP DOOR (2HFIRE RATED STEEL DOOR WITHOUT VISION PANEL)	0.75 X 1.50
RS1	ROLLING SHUTTER	3.00 X 3.50
RS2	ROLLING SHUTTER	3.25 X 3.80
RS3	ROLLING SHUTTER	4.00 X 2.80
SLD1	TOILET DOOR WITH LOVERS (SLIDING SHUTTER-HANDICAP)	1.10 X 2.40
SLD2	SLIDING SHUTTER (DOUBLE LEAF EQUAL SHUTTER)	1.50 X 2.40
FD1	TOILET DOOR WITH VISION PANEL & LOUVERS (SINGLE LEAF SHUTTER- LADIES & GENTS)	1.00 X 2.40
FD2	FLUSH DOOR WITH VISION PANEL (SINGLE LEAF SHUTTER-)	1.20 X 2.40
FD3	FLUSH DOOR WITH VISION PANEL (SINGLE LEAF SHUTTER-)	0.75 X 2.40
FD4	FLUSH DOOR WITH VISION PANEL (DOUBLE LEAF EQUAL SHUTTER-)	1.50 X 2.40
FD5	FLUSH DOOR WITH VISION PANEL (DOUBLE LEAF EQUAL SHUTTER- QA LABS,ETC.)	2.00 X 2.40
D	DOOR	1.80 X 2.40
D1	DOOR	1.20 x 2.40

BLOCK -01(MAIN BLOCK) | SHEET NO: 01/18

PLAN SHOWING THE PROPOSED CONSTRUCTION OF FACTORY BUILDING FOR M/S OLA ELECTRIC TECHNOLOGIES PVT LTD; IN PLOT NO : 130, 131, 132, 133, 134, 135, 136, 137, 138, 139, 140, 141/B, IN S.F.NO: 143/1(pt); 144(pt); 148/1A(pt); 296; 297(pt); 298/1(pt), 2(pt), 3(pt); 299/1(pt), 2(pt); 300(pt), 301/1, 2; 302; 303/1, 2, 3; 304/1, 2(pt); 305(pt); 306(pt); 307/1, 2, 3, 4, 5, 6, 7; PARANADAPALLI VILLAGE IN S.F.NO: S.F.NO: 627; 628; 629/1, 2, 3, 4, 5, 6, 7, 8, 9, 10, 11, 12, 13, 14, 15; 630; 631/1, 2; 632/1A, 1B, 2B; 636; 637/1, 2; 638; 639(pt); 640(pt); 641(pt); 642(pt); 643(pt); 726(pt); BALETHOTTAM VILLAGE, IN S.F.NO: 1(pt); 5/1(pt), 2(pt), 3(pt), 4(pt); OLAPATTI VILLAGE, SIPCOT BARGUR, POCHAMPALLI TALUK, KRISHNAGIRI DISTRICT.

CATEGORY

MANUFACTURING OF " ELECTRIC TWO WHEELERS" INDUSTRY CLASSIFIED AS "RED"

NOTE : ALL DIMENSIONS AREA IN METER

SPECIFICATION :

FOUNDATION	:	RCC 1:11/2:3 M25 Concrete Column footing Laid Over sand filling and PCC 1:4:8.
RCC WORK	:	All Column, Beams, Roof Slab, Lintel,& Sunshade are in CC 1:11/2:3(M-25)
BRICKWORK	:	B.W in Basement & Superstructure are in CM 1:5.
JOINERY	:	Joineries are made with Steel (or) first class teak wood.
WEATHERING COURSE	:	9" x 9" Pressed Tiles laid over the Brick Jelly with Lime mortor and sloped with water proofing compound.
PLASTERING	:	Ceiling plastering with CM 1:3Inside & Outside walls are plastering with CM 1:4.
PAINTING	:	White washing with two coats over the one coat of primer for Ceiling.Colour washing with two coats over one coat of primer for all Walls.

COLOUR INDEX :

EXISTING
PROPOSED
BOUNDARY
ROAD
DRIVEWAY

REFERENCE :

SCALE : 1:400
DATE : 02 MAY 2025

APPLICANT :

V. Ramesh

OLA ELECTRIC TECHNOLOGIES PVT LTD

ARCHITECT / REGISTERED ENGINEER :

K. RAJENDRAN, PD.Arch,I.D
REGISTERED ARCHITECT
CA 92/15025
TVLR / RA / GrI / 2019 / 09 / 007
8A, Gangadeeswarar Koil Street,
Ondikuppam, Manavalanagar,
Thiruvallur - 602 002.

REGISTERED STRUCTURAL ENGINEER :

Er. M. ULAGANATHAN, M.E.,
REG STRUCTURAL ENGINEER GRADE-I
CMDA Reg. No. SE/GR-1/19/03/014
DTCP Reg.No.TVLR/RSE/GR-1/2019/07/002
34 / 83, Third Floor, Mandaveli Street
Chennai -600 028 Cell : 9841156360

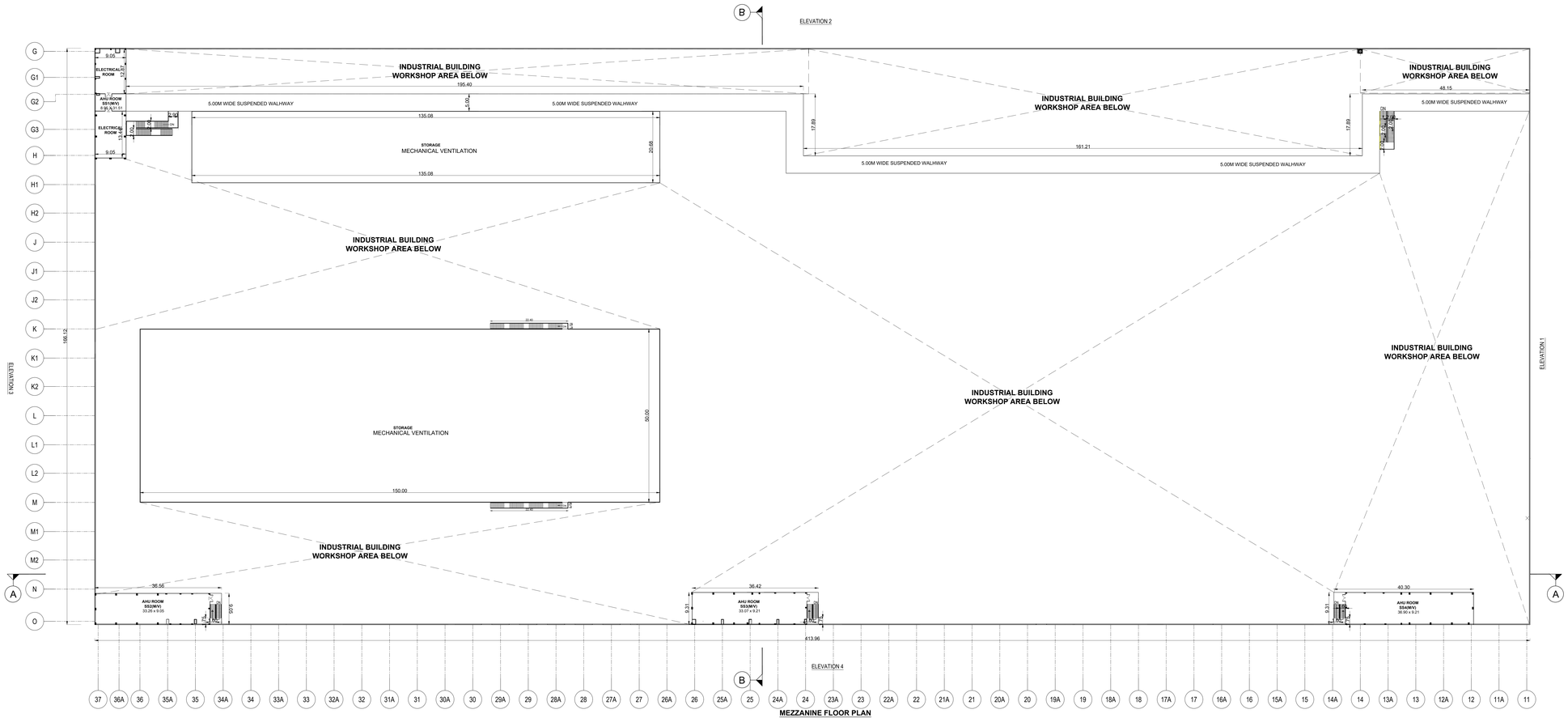

MEZZANINE FLOOR PLAN

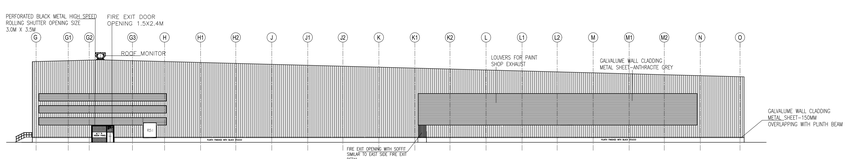

SOUTH SIDE ELEVATION

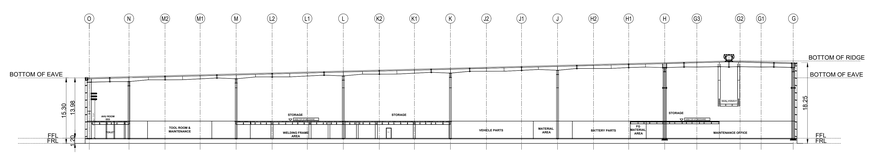

SECTION - BB



EAST SIDE ELEVATION

TYPE	DESCRIPTION	SIZE
FRD1	FIRE RATED DOOR WITH VISION PANEL SINGLE LEAF(PANIC BAR)	1.20 X 2.40
FRD2	FIRE RATED DOOR WITH VISION PANEL SINGLE LEAF(WITHOUT PANIC BAR)	1.20 X 2.40
FRD3	FIRE RATED DOOR WITH VISION PANEL(DOUBLE LEAF EQUAL SHUTTER)	2.00 X 2.40
FRD4	FIRE RATED DOOR WITH VISION PANEL (DOUBLE LEAF EQUAL SHUTTER)	1.50 X 2.40
FRD5	FIRE RATED DOOR WITH VISION PANEL FINISHED WITH BLACK PAINT (DOUBLE LEAF EQUAL SHUTTER)	1.50 X 2.40
FRD6	FIRE RATED DOOR WITH VISION PANEL (DOUBLE LEAF UNEQUAL SHUTTER)	1.50 X 2.40
FRD7	FIRE RATED DOOR WITH VISION PANEL (DOUBLE LEAF EQUAL SHUTTER)	3.00 X 2.40
TD1	TRAP DOOR (2HFIRE RATED STEEL DOOR WITHOUT VISION PANEL)	0.75 X 1.50
RS1	ROLLING SHUTTER	3.00 X 3.50
RS2	ROLLING SHUTTER	3.25 X 3.80
RS3	ROLLING SHUTTER	4.00 X 2.80
SLD1	TOILET DOOR WITH LOVERS (SLIDING SHUTTER-HANDICAP)	1.10 X 2.40
SLD2	SLIDING SHUTTER (DOUBLE LEAF EQUAL SHUTTER)	1.50 X 2.40
FD1	TOILET DOOR WITH VISION PANEL & LOUVERS (SINGLE LEAF SHUTTER- LADIES & GENTS)	1.00 X 2.40
FD2	FLUSH DOOR WITH VISION PANEL (SINGLE LEAF SHUTTER-)	1.20 X 2.40
FD3	FLUSH DOOR WITH VISION PANEL (SINGLE LEAF SHUTTER-)	0.75 X 2.40
FD4	FLUSH DOOR WITH VISION PANEL (DOUBLE LEAF EQUAL SHUTTER-)	1.50 X 2.40
FD5	FLUSH DOOR WITH VISION PANEL (DOUBLE LEAF EQUAL SHUTTER- QA LABS,ETC.)	2.00 X 2.40

BLOCK -01	SHEET NO: 02/18

PLAN SHOWING THE PROPOSED CONSTRUCTION OF FACTORY BUILDING FOR M/S OLA ELECTRIC TECHNOLOGIES PVT LTD; IN PLOT NO : 130, 131, 132, 133, 134, 135, 136, 137, 138, 139, 140, 141/B, IN S.F.NO: 143/1(pt); 144(pt); 148/1A(pt); 296; 297(pt); 298/1(pt), 2(pt), 3(pt); 299/1(pt), 2(pt); 300(pt), 301/1, 2; 302; 303/1, 2, 3; 304/1, 2(pt); 305(pt); 306(pt); 307/1, 2, 3, 4, 5, 6, 7; PARANADAPALLI VILLAGE IN S.F.NO: S.F.NO: 627; 628; 629/1, 2, 3, 4, 5, 6, 7, 8, 9, 10, 11, 12, 13, 14, 15; 630; 631/1, 2; 632/1A, 1B, 2B; 636; 637/1, 2; 638; 639(pt); 640(pt); 641(pt); 642(pt); 643(pt); 726(pt); BALETHOTTAM VILLAGE, IN S.F.NO: 1(pt); 5/1(pt), 2(pt), 3(pt), 4(pt); OLAPATTI VILLAGE, SIPCOT BARGUR, POCHAMPALLI TALUK, KRISHNAGIRI DISTRICT.

CATEGORY

MANUFACTURING OF " ELECTRIC TWO WHEELERS" INDUSTRY CLASSIFIED AS "RED"

NOTE : ALL DIMENSIONS AREA IN METER

SPECIFICATION :

FOUNDATION	:	RCC 1:11/2:3 M25 Concrete Column footing Laid Over sand filling and PCC 1:4:8.
RCC WORK	:	All Column, Beams, Roof Slab, Lintel,& Sunshade are in CC 1:11/2:3(M-25)
BRICKWORK	:	B.W in Basement & Superstructure are in CM 1:5.
JOINERY	:	Joineries are made with Steel (or) first class teak wood.
WEATHERING COURSE	:	9" x 9" Pressed Tiles laid over the Brick Jelly with Lime mortor and sloped with water proofing compound.
PLASTERING	:	Ceiling plastering with CM 1:3Inside & Outside walls are plastering with CM 1:4.
PAINTING	:	White washing with two coats over the one coat of primer for Ceiling.Colour washing with two coats over one coat of primer for all Walls.

COLOUR INDEX :

- EXISTING
- PROPOSED
- BOUNDARY
- ROAD
- DRIVEWAY

REFERENCE :

SCALE : 1:400

DATE : 02 MAY 2025

MECHANICAL VENTILATION AND FIRE PROTECTION SYSTEM PROVIDED FOR ENTIRE BUILDING

APPLICANT :

V. Parmar

OLA ELECTRIC TECHNOLOGIES PVT LTD

ARCHITECT / REGISTERED ENGINEER :

K. RAJENDRAN, PD Arch,I.D
REGISTERED ARCHITECT
CA /2/15005
TVLR / RA / Gr-I / 2019 / 09 / 007
8A, Ganga Ameswarar Koil Street,
Ondikuppam, Manavalanagar,
Thiruvallur - 602 002.

REGISTERED STRUCTURAL ENGINEER :

Er. M. ULAGANATHAN, M.E.,
REG STRUCTURAL ENGINEER GRADE-I
CMDA Reg. No. SE/GR-I/19/03/014
DTCP Reg.No.TVLR/RSE/GR-I/2019/07/002
34 / 83, Third Floor, Mandaveli Street
Chennai -600 028 Cell : 9841156360

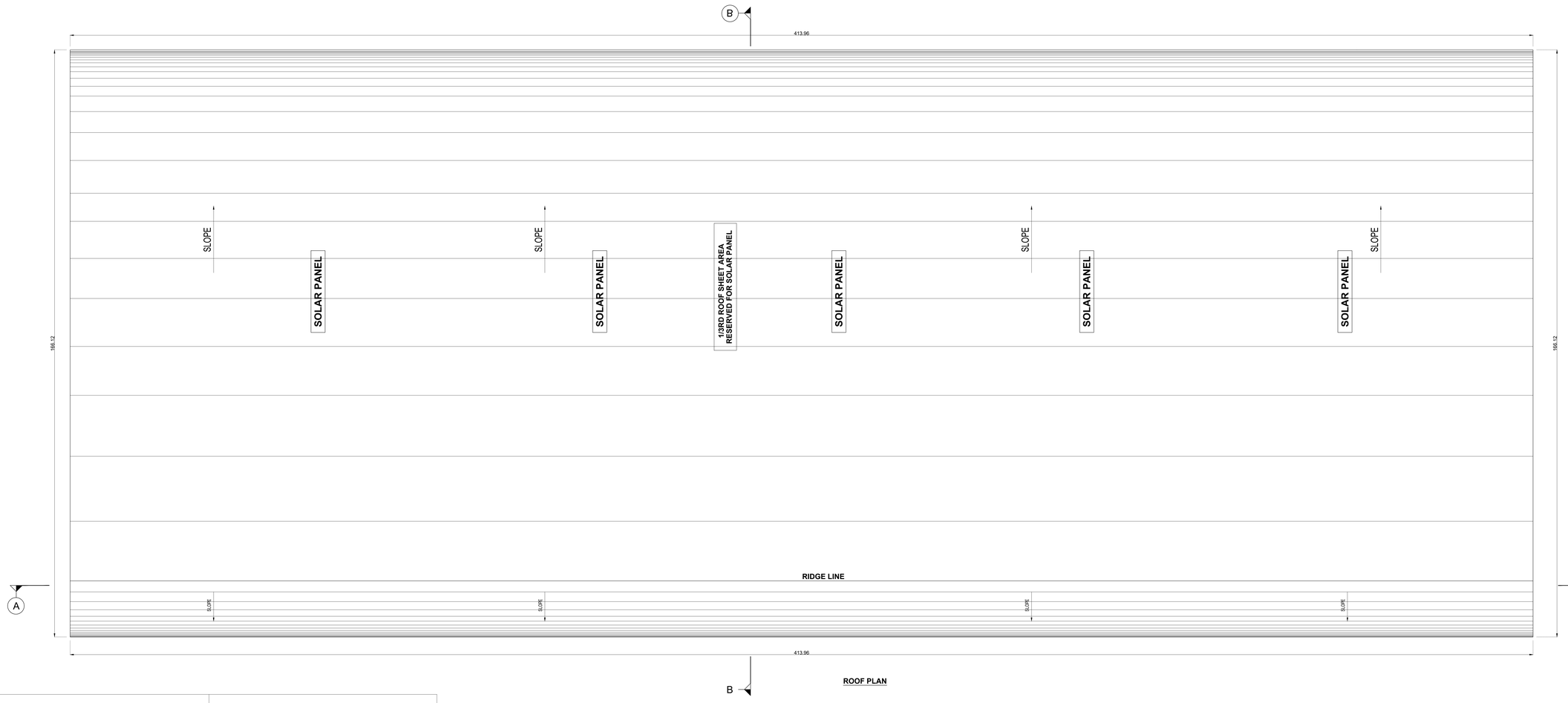

ROOF PLAN

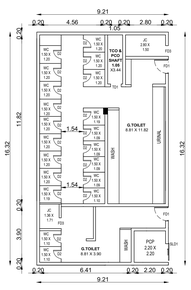

TOILET DETAIL - 2

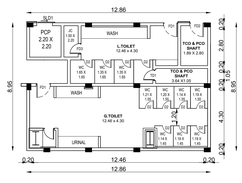

TOILET DETAIL - 4

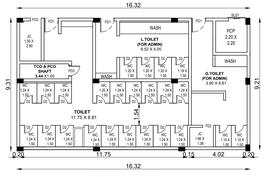

TOILET DETAIL - 1

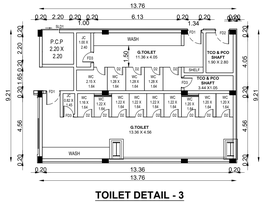

TOILET DETAIL - 3

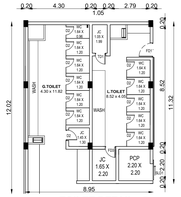

TOILET DETAIL - 5

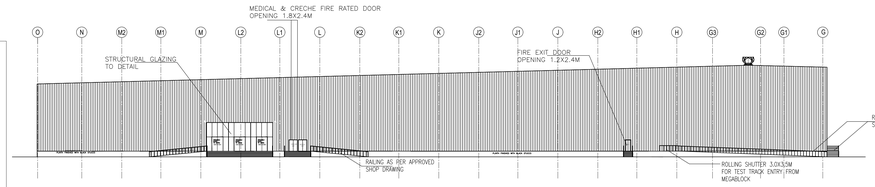

NORTH SIDE ELEVATION

TYPE	DESCRIPTION	SIZE
FRD1	FIRE RATED DOOR WITH VISION PANEL SINGLE LEAF(PANIC BAR)	1.20 X 2.40
FRD2	FIRE RATED DOOR WITH VISION PANEL SINGLE LEAF(WITHOUT PANIC BAR)	1.20 X 2.40
FRD3	FIRE RATED DOOR WITH VISION PANEL(DOUBLE LEAF EQUAL SHUTTER)	2.00 X 2.40
FRD4	FIRE RATED DOOR WITH VISION PANEL (DOUBLE LEAF EQUAL SHUTTER)	1.50 X 2.40
FRD5	FIRE RATED DOOR WITH VISION PANEL FINISHED WITH BLACK PAINT (DOUBLE LEAF EQUAL SHUTTER)	1.50 X 2.40
FRD6	FIRE RATED DOOR WITH VISION PANEL (DOUBLE LEAF UNEQUAL SHUTTER)	1.50 X 2.40
FRD7	FIRE RATED DOOR WITH VISION PANEL (DOUBLE LEAF EQUAL SHUTTER)	3.00 X 2.40
TD1	TRAP DOOR (2HFIRE RATED STEEL DOOR WITHOUT VISION PANEL)	0.75 X 1.50
RS1	ROLLING SHUTTER	3.00 X 3.50
RS2	ROLLING SHUTTER	3.25 X 3.80
RS3	ROLLING SHUTTER	4.00 X 2.80
SLD1	TOILET DOOR WITH LOVERS (SLIDING SHUTTER-HANDICAP)	1.10 X 2.40
SLD2	SLIDING SHUTTER (DOUBLE LEAF EQUAL SHUTTER)	1.50 X 2.40
FD1	TOILET DOOR WITH VISION PANEL & LOUVERS (SINGLE LEAF SHUTTER- LADIES & GENTS)	1.00 X 2.40
FD2	FLUSH DOOR WITH VISION PANEL (SINGLE LEAF SHUTTER-)	1.20 X 2.40
FD3	FLUSH DOOR WITH VISION PANEL (SINGLE LEAF SHUTTER-)	0.75 X 2.40
FD4	FLUSH DOOR WITH VISION PANEL (DOUBLE LEAF EQUAL SHUTTER-)	1.50 X 2.40
FD5	FLUSH DOOR WITH VISION PANEL (DOUBLE LEAF EQUAL SHUTTER- QA LABS,ETC.)	2.00 X 2.40

BLOCK -01	SHEET NO: 03 / 18

PLAN SHOWING THE PROPOSED CONSTRUCTION OF FACTORY BUILDING FOR M/S OLA ELECTRIC TECHNOLOGIES PVT LTD; IN PLOT NO : 130, 131, 132, 133, 134, 135, 136, 137, 138, 139, 140, 141/B, IN S.F.NO: 143/1(pt); 144(pt); 148/1A(pt); 296; 297(pt); 298/1(pt), 2(pt), 3(pt); 299/1(pt), 2(pt); 300(pt), 301/1, 2; 302; 303/1, 2, 3; 304/1, 2(pt); 305(pt); 306(pt); 307/1, 2, 3, 4, 5, 6, 7; PARANADAPALLI VILLAGE IN S.F.NO: S.F.NO: 627; 628; 629/1, 2, 3, 4, 5, 6, 7, 8, 9, 10, 11, 12, 13, 14, 15; 630; 631/1, 2; 632/1A, 1B, 2B; 636; 637/1, 2; 638; 639(pt); 640(pt); 641(pt); 642(pt); 643(pt); 726(pt); BALETHOTTAM VILLAGE, IN S.F.NO: 1(pt); 5/1(pt), 2(pt), 3(pt), 4(pt); OLAPATTI VILLAGE, SIPCOT BARGUR, POCHAMPALLI TALUK, KRISHNAGIRI DISTRICT.

CATEGORY

MANUFACTURING OF " ELECTRIC TWO WHEELERS" INDUSTRY CLASSIFIED AS "RED"

NOTE : ALL DIMENSIONS AREA IN METER

SPECIFICATION :

FOUNDATION	: RCC 1:11/2:3 M25 Concrete Column footing Laid Over sand filling and PCC 1:4:8.
RCC WORK	: All Column, Beams, Roof Slab, Lintel,& Sunshade are in CC 1:11/2:3(M-25)
BRICKWORK	: B.W in Basement & Superstructure are in CM 1:5.
JOINERY	: Joineries are made with Steel (or) first class teak wood.
WEATHERING COURSE	: 9" x 9" Pressed Tiles laid over the Brick Jelly with Lime mortor and sloped with water proofing compound.
PLASTERING	: Ceiling plastering with CM 1:3Inside & Outside walls are plastering with CM 1:4.
PAINTING	: White washing with two coats over the one coat of primer for Ceiling.Colour washing with two coats over one coat of primer for all Walls.

COLOUR INDEX :		REFERENCE :
EXISTING		SCALE : 1:100
PROPOSED		DATE : 02 MAY 2025
BOUNDARY		
ROAD		
DRIVEWAY		

MECHANICAL VENTILATION AND FIRE PROTECTION SYSTEM PROVIDED FOR ENTIRE BUILDING

APPLICANT :

V- Power

OLA ELECTRIC TECHNOLOGIES PVT LTD

ARCHITECT / REGISTERED ENGINEER :

K. RAJENDRAN, PD. Arch, I.D
REGISTERED ARCHITECT
CA. 92/15005
TVLR / RA / Gr-I / 2019 / 09 / 007
8A, Gangadeeswarar Koil Street,
Ondikuppam, Manavalanagar,
Thiruvallur - 602 002.

REGISTERED STRUCTURAL ENGINEER :

Er. M. ULAGANATHAN, M.E.,
REG STRUCTURAL ENGINEER GRADE-I
CMDA Reg. No. SE/GR-I/19/03/014
DTCP Reg.No.TVLR/RSE/GR-I/2019/07/002
34 / 83, Third Floor, Mandaveli Street
Chennai -600 028 Cell : 9841156366

BLOCK - 03 (SCRAP YARD)

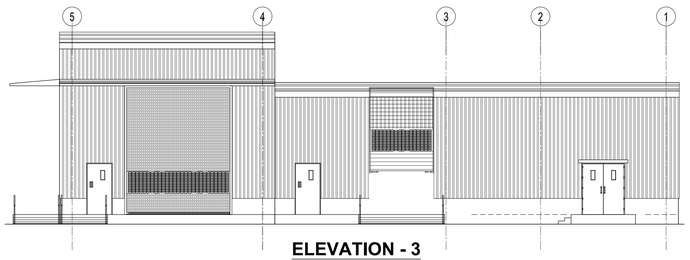

ELEVATION - 3

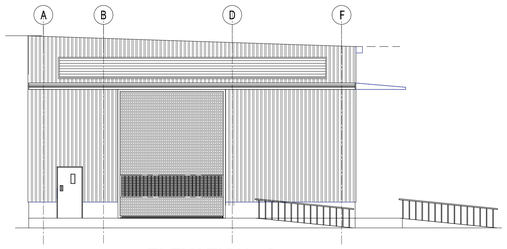

ELEVATION - 2

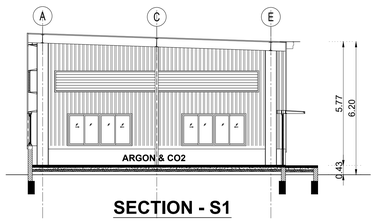

SECTION - S1

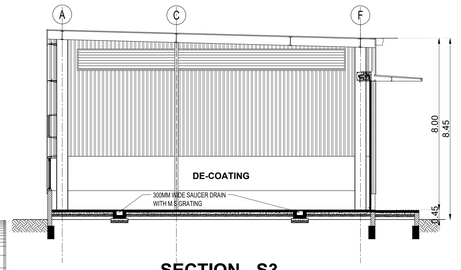

SECTION - S3

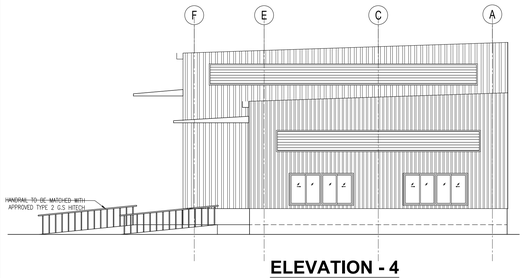

ELEVATION - 4

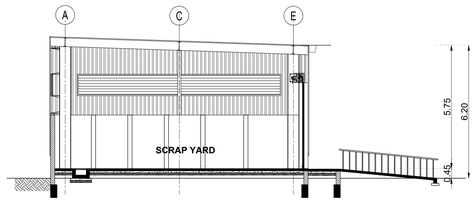

SECTION - S2

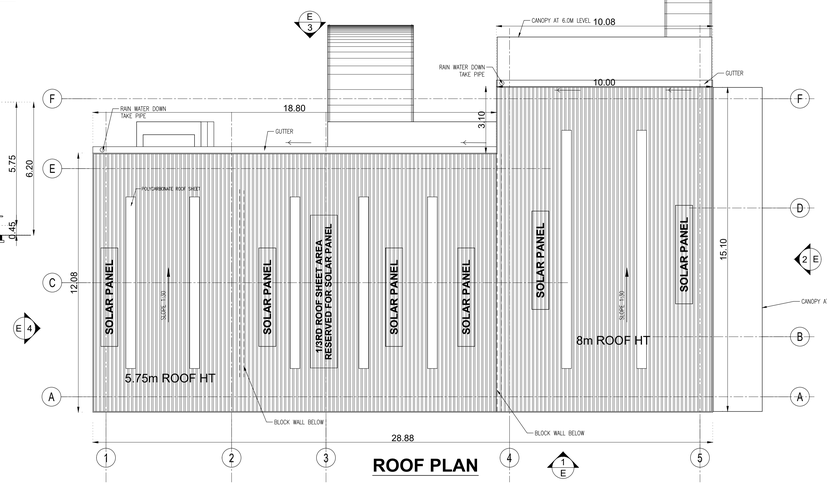

ROOF PLAN

SCHEDULE OF JOINERY		
TYPE	DESCRIPTION	SIZE
RS	ROLLING SHUTTER WITH GRILL	5.0 X 6.0m
RS1	ROLLING SHUTTER WITH GRILL	3.0 X 4.0m
FRD1	2 Hr / FIRE RATED STEEL DOOR DOUBLE LEAF WITH VISION PANEL	2.0 X 2.4m
FRD2	2 Hr / FIRE RATED STEEL DOOR SINGLE LEAF WITH VISION PANEL	1.2 X 2.4m
W1	AL. FIXED CUM SLIDING WINDOW	3.0 X 1.5m
LO	AL. FIXED LOUVERES	2.6 X 1.0m
LO1	AL. FIXED LOUVERES	12.50 X 1.0m
LO2	AL. FIXED LOUVERES	9.50 X 1.0m

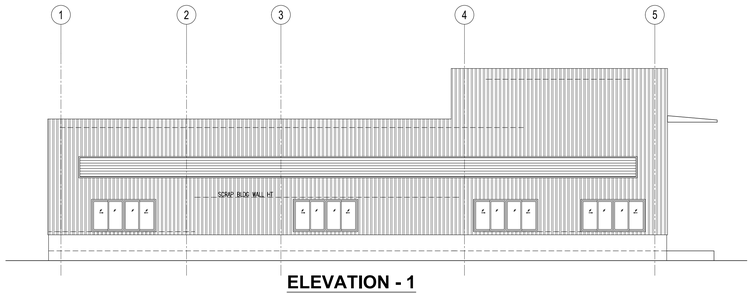

ELEVATION - 1

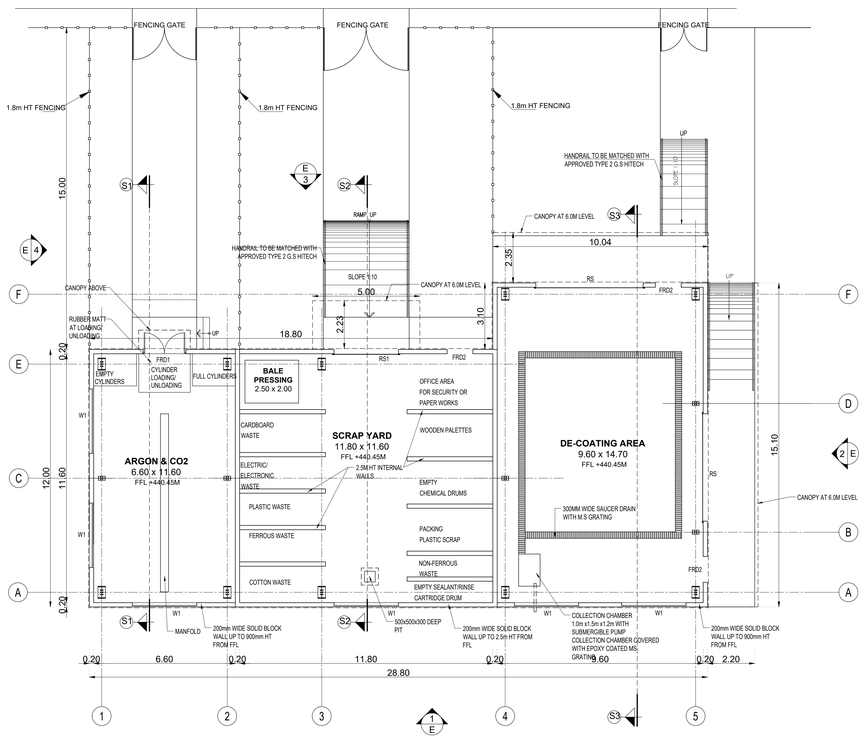

GROUND FLOOR PLAN

BLOCK -02 -(LPG YARD)

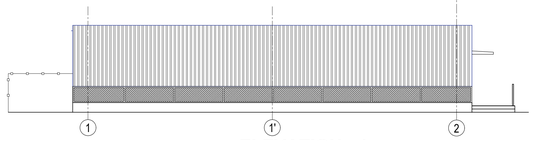

ELEVATION - 1

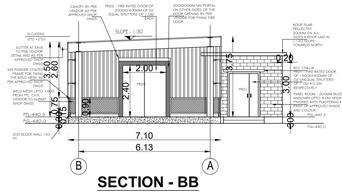

SECTION - BB

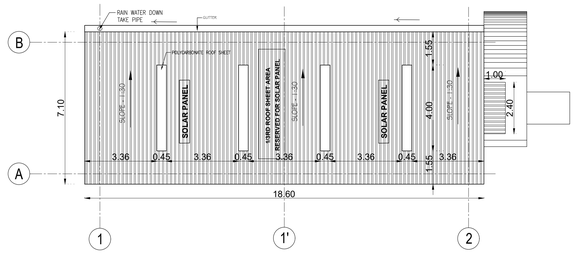

ROOF PLAN

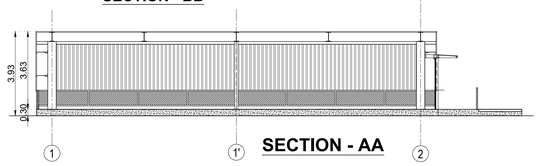

SECTION - AA

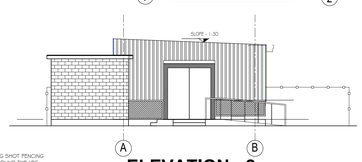

ELEVATION - 2

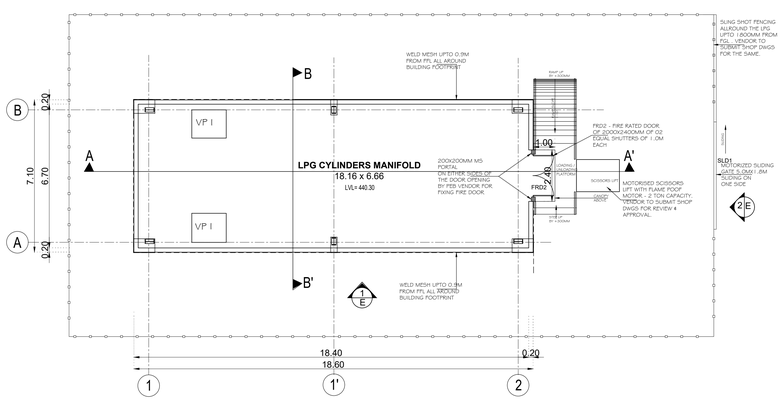

GROUND FLOOR PLAN

SCHEDULE OF JOINERY		
TYPE	DESCRIPTION	SIZE
FRD1	FIRE RATED DOOR - DOUBLE LEAF UNEQUAL SHUTTER WITH 1.0M & 0.5M EACH	1.5 X 2.4m
FRD2	FIRE RATED DOOR - DOUBLE LEAF, EQUAL SHUTTER WITH 1.0M EACH	2.0 X 2.4m
SLD1	MOTORISED SLIDING GATE	5.0 X 1.8m

BLOCK - 2 & 3 | SHEET NO: 04 / 18

PLAN SHOWING THE PROPOSED CONSTRUCTION OF FACTORY BUILDING FOR M/S OLA ELECTRIC TECHNOLOGIES PVT LTD; IN PLOT NO : 130, 131, 132, 133, 134, 135, 136, 137, 138, 139, 140, 141/B, IN S.F.NO: 143/1(pt); 144(pt); 148/1A(pt); 296; 297(pt); 298/1(pt), 2(pt), 3(pt); 299/1(pt), 2(pt); 300(pt), 301/1, 2; 302; 303/1, 2, 3; 304/1, 2(pt); 305(pt); 306(pt); 307/1, 2, 3, 4, 5, 6, 7; PARANADAPALLI VILLAGE IN S.F.NO: 627; 628; 629/1, 2, 3, 4, 5, 6, 7, 8, 9, 10, 11, 12, 13, 14, 15; 630; 631/1, 2; 632/1A, 1B, 2B; 636; 637/1, 2; 638; 639(pt); 640(pt); 641(pt); 642(pt); 643(pt); 726(pt); BALETHOTTAM VILLAGE, IN S.F.NO: 1(pt); 5/1(pt), 2(pt), 3(pt), 4(pt); OLAPATTI VILLAGE, SIPCOT BARGUR, POCHAMPALLI TALUK, KRISHNAGIRI DISTRICT.

CATEGORY

MANUFACTURING OF " ELECTRIC TWO WHEELERS" INDUSTRY CLASSIFIED AS "RED"

NOTE : ALL DIMENSIONS AREA IN METER

SPECIFICATION :

FOUNDATION	:	RCC 1:11/2:3 M25 Concrete Column footing Laid Over sand filling and PCC 1:4:8.
RCC WORK	:	All Column, Beams, Roof Slab, Lintel,& Sunshade are in CC 1:11/2:3(M-25)
BRICKWORK	:	B.W in Basement & Superstructure are in CM 1:5.
JOINERY	:	Joineries are made with Steel (or) first class teak wood.
WEATHERING COURSE	:	9" x 9" Pressed Tiles laid over the Brick Jelly with Lime mortor and sloped with water proofing compound.
PLASTERING	:	Ceiling plastering with CM 1:3Inside & Outside walls are plastering with CM 1:4.
PAINTING	:	White washing with two coats over the one coat of primer for Ceiling,Colour washing with two coats over one coat of primer for all Walls.

COLOUR INDEX :	REFERENCE :
EXISTING	SCALE : 1:100
PROPOSED	DATE : 02 MAY 2025
BOUNDARY	
ROAD	
DRIVEWAY	

MECHANICAL VENTILATION AND FIRE PROTECTION SYSTEM PROVIDED FOR ENTIRE BUILDING

APPLICANT :

V. Ponmeer

OLA ELECTRIC TECHNOLOGIES (I) P.LTD.

ARCHITECT / REGISTERED ENGINEER :

K. RAJENDRAN, PD. Arch,I.D
REGISTERED ARCHITECT
CA. 92 /15005
TVLR / RA / Gr-I / 2019 / 09 / 007
8A, Gangadeeswarar Koil Street,
Ondikuppam, Manavalanagar,
Thiruvallur - 602 002.

REGISTERED STRUCTURAL ENGINEER :

Er. M. ULAGANATHAN, M.E.,
REG STRUCTURAL ENGINEER GRADE-I
CMDA Reg. No. SE/GR-I/19/03/014
DTCP Reg.No.TVLR/RSE/GR-I/2019/07/002
34 / 83, Third Floor, Mandaveli Street
Chennai -600 028 Cell : 9841156366



GROUND FLOOR PLAN

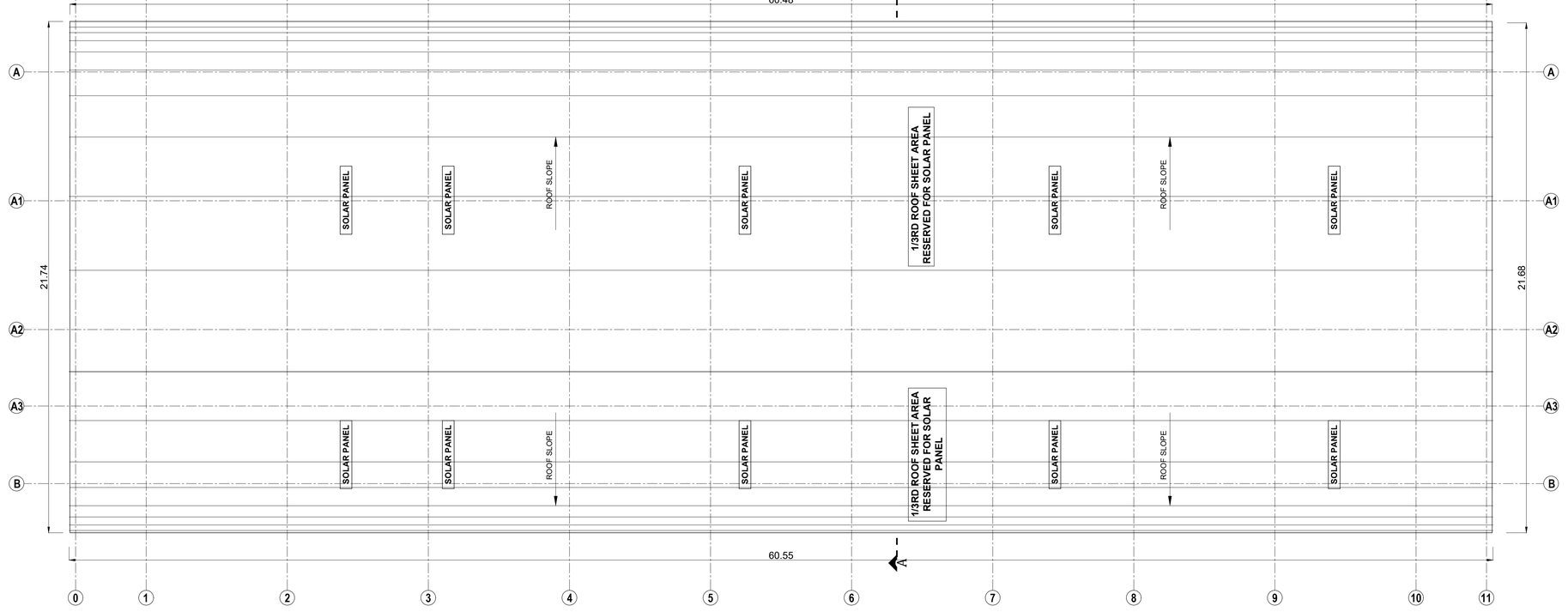

ROOF PLAN

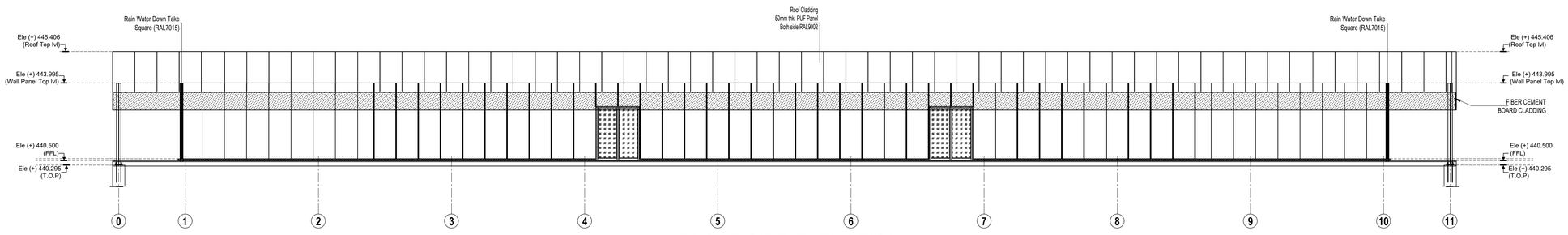

FRONT SIDE ELEVATION

BLOCK - 06 | SHEET NO: 05 / 18

PLAN SHOWING THE PROPOSED CONSTRUCTION OF FACTORY BUILDING FOR M/S OLA ELECTRIC TECHNOLOGIES PVT LTD; IN PLOT NO : 130, 131, 132, 133, 134, 135, 136, 137, 138, 139, 140, 141/B, IN S.F.NO: 143/1(pt); 144(pt); 148/1A(pt); 296; 297(pt); 298/1(pt), 2(pt), 3(pt); 299/1(pt), 2(pt); 300(pt), 301/1, 2; 302; 303/1, 2, 3; 304/1, 2(pt); 305(pt); 306(pt); 307/1, 2, 3, 4, 5, 6, 7; PARANADAPALLI VILLAGE IN S.F.NO: S.F.NO: 627; 628; 629/1, 2, 3, 4, 5, 6, 7, 8, 9, 10, 11, 12, 13, 14, 15; 630; 631/1, 2; 632/1A, 1B, 2B; 636; 637/1, 2; 638; 639(pt); 640(pt); 641(pt); 642(pt); 643(pt); 726(pt); BALETHOTTAM VILLAGE, IN S.F.NO: 1(pt); 5/1(pt), 2(pt), 3(pt), 4(pt); OLAPATTI VILLAGE, SIPCOT BARGUR, POCHAMPALLI TALUK, KRISHNAGIRI DISTRICT.

CATEGORY

MANUFACTURING OF " ELECTRIC TWO WHEELERS" INDUSTRY CLASSIFIED AS "RED"

NOTE : ALL DIMENSIONS AREA IN METER

SPECIFICATION :

FOUNDATION	:	RCC 1:11/2:3 M25 Concrete Column footing Laid Over sand filling and PCC 1:4:8.
RCC WORK	:	All Column, Beams, Roof Slab, Lintel,& Sunshade are in CC 1:11/2:3(M-25)
BRICKWORK	:	B.W in Basement & Superstructure are in CM 1:5.
JOINERY	:	Joineries are made with Steel (or) first class teak wood.
WEATHERING COURSE	:	9" x 9" Pressed Tiles laid over the Brick Jelly with Lime mortor and sloped with water proofing compound.
PLASTERING	:	Ceiling plastering with CM 1:3Inside & Outside walls are plastering with CM 1:4.
PAINTING	:	White washing with two coats over the one coat of primer for Ceiling.Colour washing with two coats over one coat of primer for all Walls.

JOINERY SCHEDULE

MD2	2.44 x 2.06	MAIN DOOR
MD3	2.44 x 2.00	MAIN DOOR
D1	2.44 x 1.20	DOOR
D2	2.44 x 1.20	DOOR
D3	2.44 x 1.20	DOOR
D4	0.75 x 1.20	DOOR

COLOUR INDEX :

EXISTING
PROPOSED
BOUNDARY
ROAD
DRIVEWAY

REFERENCE :

SCALE : 1:100
DATE : 02 MAY 2025

MECHANICAL VENTILATION AND FIRE PROTECTION SYSTEM PROVIDED FOR ENTIRE BUILDING

APPLICANT :

V. Ramesh
OLA ELECTRIC TECHNOLOGIES (P) LTD.

ARCHITECT / REGISTERED ENGINEER :

K. RAJENDRAN, PD.Arch,I.D
REGISTERED ARCHITECT
CA 92/15005
TVLR / RA / Gr-I / 2019 / 09 / 007
8A, Gangadeeswarar Koil Street,
Ondikuppam, Manavalanagar,
Thiruvallur - 602 002.

REGISTERED STRUCTURAL ENGINEER :

Er. M. ULAGANATHAN, M.E.,
REG STRUCTURAL ENGINEER GRADE-I
CMDA Reg. No. SE/GR-I/19/03/014
DTCP Reg.No.TVLR/RSE/GR-I/2019/07/002
34 / 83, Third Floor, Mandaveli Street
Chennai -600 028 Cell : 9841158366

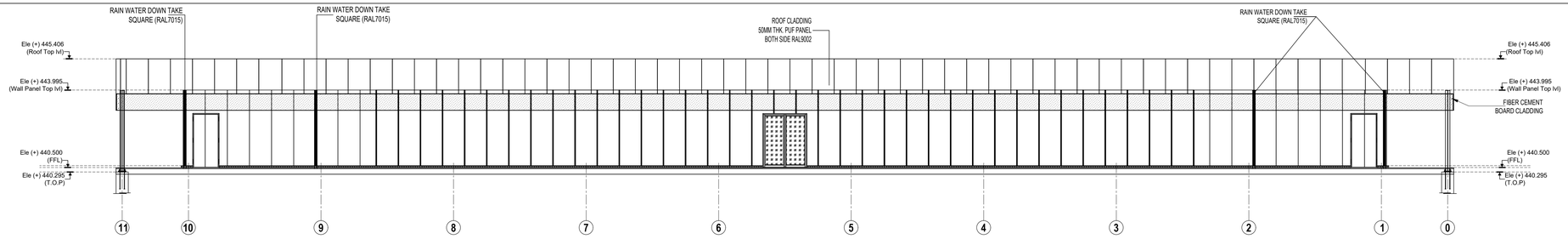

BACK SIDE ELEVATION

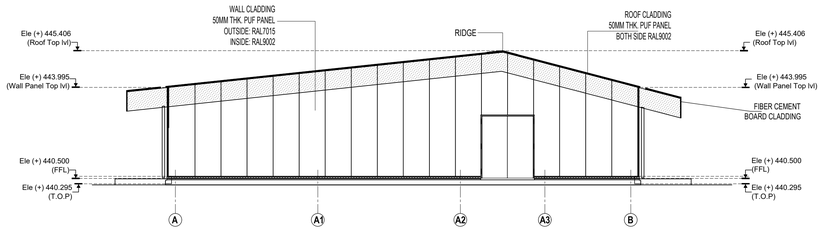

LEFT SIDE ELEVATION

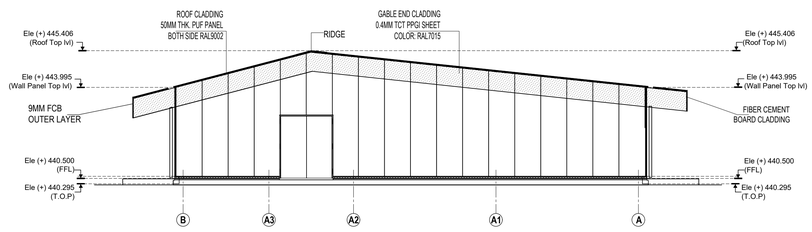

RIGHT SIDE ELEVATION

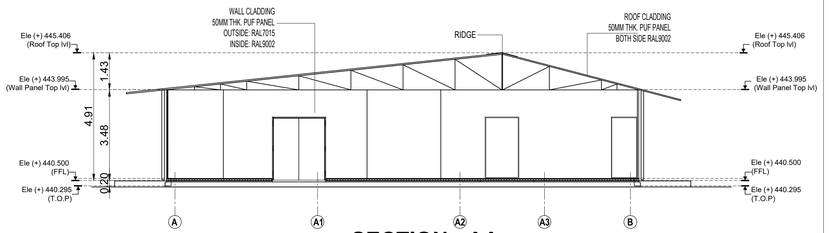

SECTION - AA

BLOCK - 04(PAINT STORAGE-1)

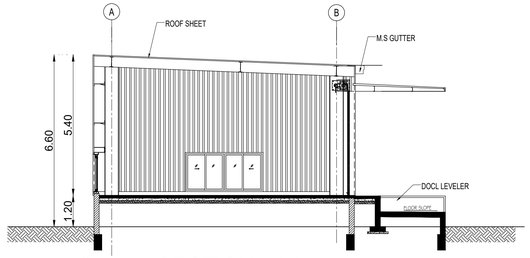

SECTION - AA

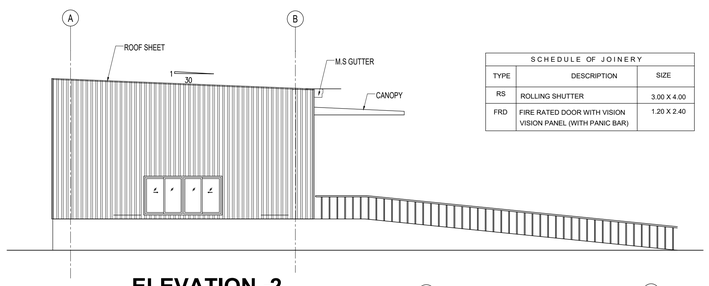

ELEVATION -2

SCHEDULE OF JOINERY		
TYPE	DESCRIPTION	SIZE
RS	ROLLING SHUTTER	3.00 X 4.00
FRD	FIRE RATED DOOR WITH VISION PANEL (WITH PANIC BAR)	1.20 X 2.40

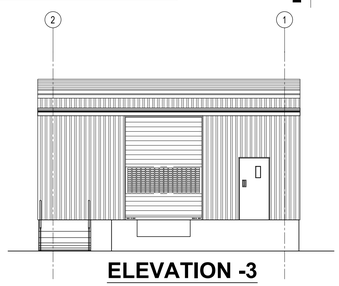

ELEVATION -3

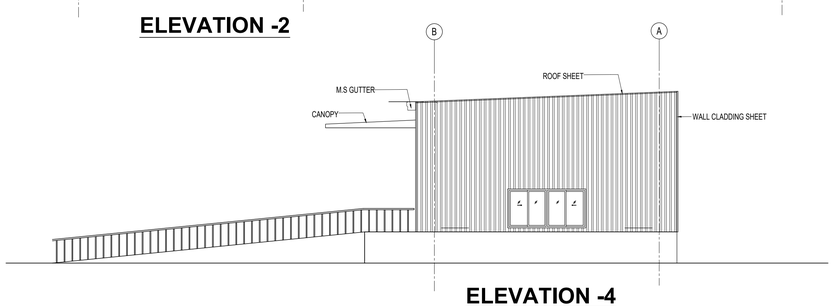

ELEVATION -4

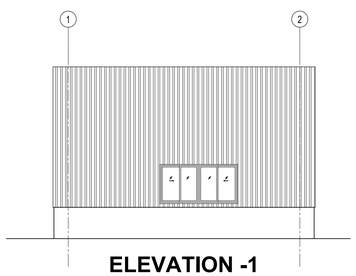

ELEVATION -1

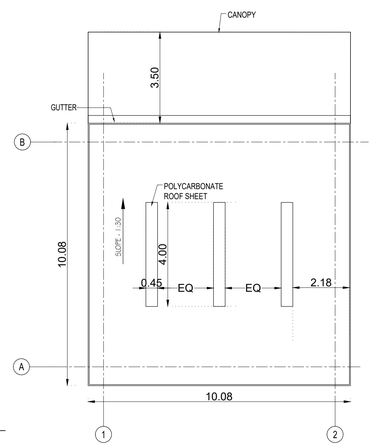

ROOF PLAN

GROUND FLOOR PLAN

BLOCK - 04 & 06 | SHEET NO: 06 /18

PLAN SHOWING THE PROPOSED CONSTRUCTION OF FACTORY BUILDING FOR M/S OLA ELECTRIC TECHNOLOGIES PVT LTD; IN PLOT NO : 130, 131, 132, 133, 134, 135, 136, 137, 138, 139, 140, 141/B, IN S.F.NO: 143/1(pt); 144(pt); 148/1A(pt); 296; 297(pt); 298/1(pt), 2(pt), 3(pt); 299/1(pt), 2(pt); 300(pt), 301/1, 2; 302; 303/1, 2, 3; 304/1, 2(pt); 305(pt); 306(pt); 307/1, 2, 3, 4, 5, 6, 7; PARANADAPALLI VILLAGE IN S.F.NO: S.F.NO: 627; 628; 629/1, 2, 3, 4, 5, 6, 7, 8, 9, 10, 11, 12, 13, 14, 15; 630; 631/1, 2; 632/1A, 1B, 2B; 636; 637/1, 2; 638; 639(pt); 640(pt); 641(pt); 642(pt); 643(pt); 726(pt); BALETHOTTAM VILLAGE, IN S.F.NO: 1(pt); 5/1(pt), 2(pt), 3(pt), 4(pt); OLAPATTI VILLAGE, SIPCOT BARGUR, POCHAMPALLI TALUK, KRISHNAGIRI DISTRICT.

CATEGORY

MANUFACTURING OF " ELECTRIC TWO WHEELERS" INDUSTRY CLASSIFIED AS "RED"

NOTE : ALL DIMENSIONS AREA IN METER

SPECIFICATION :

FOUNDATION	:	RCC 1:11/2:3 M25 Concrete Column footing Laid Over sand filling and PCC 1:4:8.
RCC WORK	:	All Column, Beams, Roof Slab, Lintel,& Sunshade are in CC 1:11/2:3(M-25)
BRICKWORK	:	B.W in Basement & Superstructure are in CM 1:5.
JOINERY	:	Joineries are made with Steel (or) first class teak wood.
WEATHERING COURSE	:	9" x 9" Pressed Tiles laid over the Brick Jelly with Lime mortor and sloped with water proofing compound.
PLASTERING	:	Ceiling plastering with CM 1:3Inside & Outside walls are plastering with CM 1:4.
PAINTING	:	White washing with two coats over the one coat of primer for Ceiling.Colour washing with two coats over one coat of primer for all Walls.

JOINERY SCHEDULE

RS1	3.60 x 3.60	ROLLING SHUTTER

COLOUR INDEX :

PROPOSED	
BOUNDARY	
ROAD	
DRIVEWAY	

REFERENCE :

SCALE : 1:100

DATE : 02 MAY 2025

MECHANICAL VENTILATION AND FIRE PROTECTION SYSTEM PROVIDED FOR ENTIRE BUILDING

APPLICANT :

V. Ramesar

OLA ELECTRIC TECHNOLOGIES (I) PVT. LTD.

ARCHITECT / REGISTERED ENGINEER :

K. RAJENDRAN, PD.Arch,I.D
REGISTERED ARCHITECT
CA. 92 /15005
TVLR / RA / Gr-I / 2019 / 09 / 007
8A, Gangadeeswarar Koil Street,
Ondikuppam, Manavalanagar,
Thiruvallur - 602 002.

REGISTERED STRUCTURAL ENGINEER :

Er. M. ULAGANATHAN, M.E.,
REG STRUCTURAL ENGINEER GRADE-I
CMDA Reg. No. SE/GR-I/19/03/014
DTCP Reg.No.TVLR/RSE/GR-I/2019/07/002
34 / 83, Third Floor, Mandaveli Street
Chennai -600 028 Cell : 9841158366

BLOCK - 05(PAINT STORAGE-2)

BLOCK - 08(HT CONTROL ROOM)

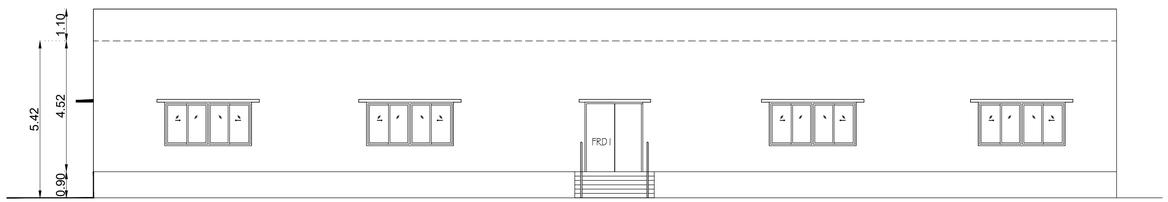

ELEVATION - 1

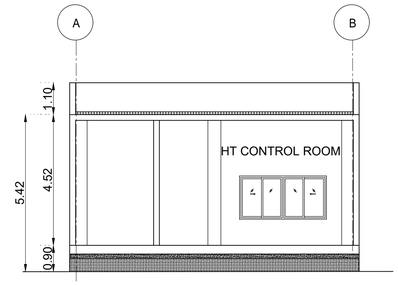

SECTION - AA

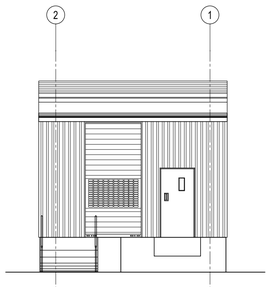

ELEVATION -3

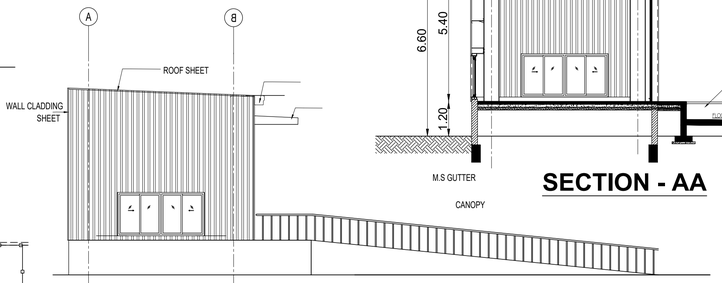

ELEVATION - 2

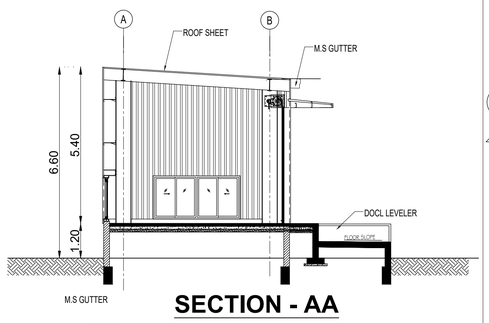

SECTION - AA

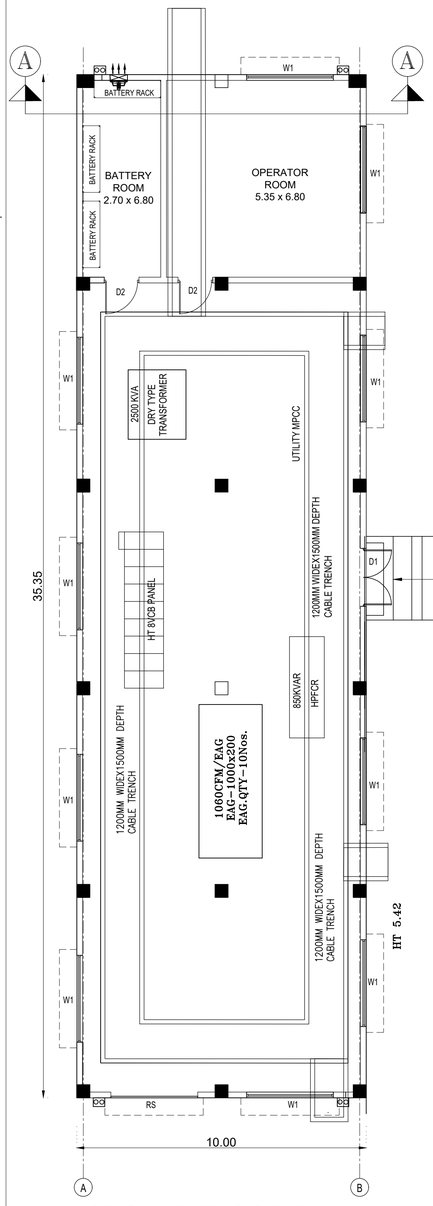

GROUND FLOOR PLAN

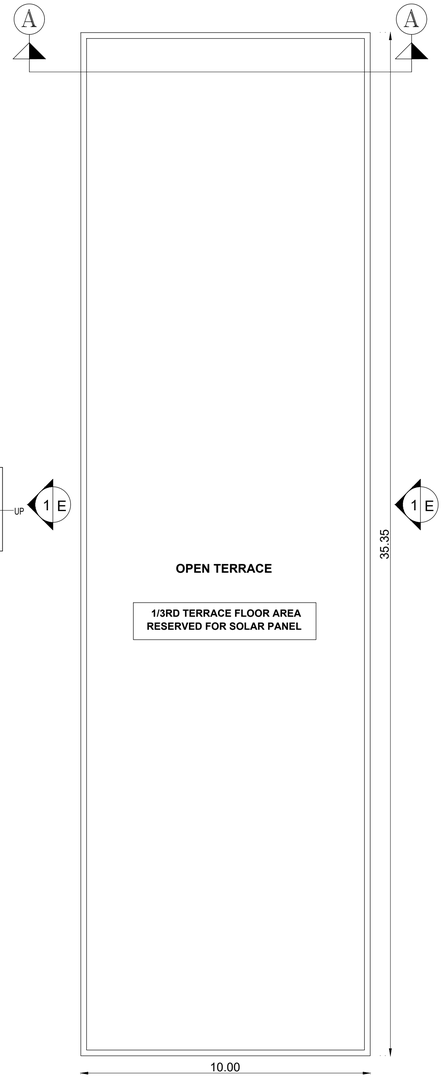

TERRACE FLOOR PLAN

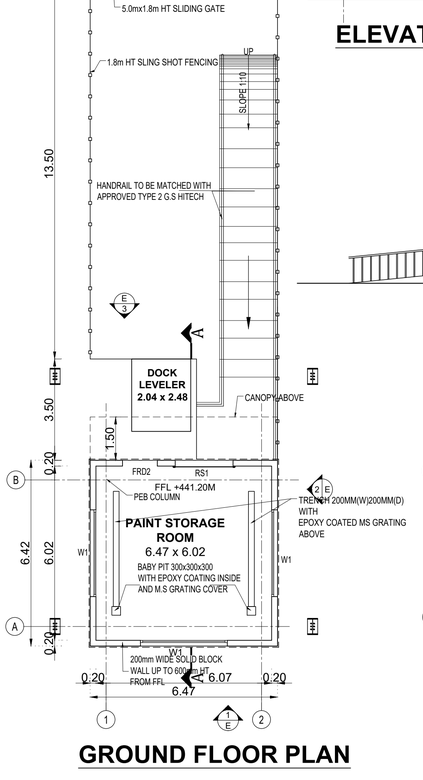

GROUND FLOOR PLAN

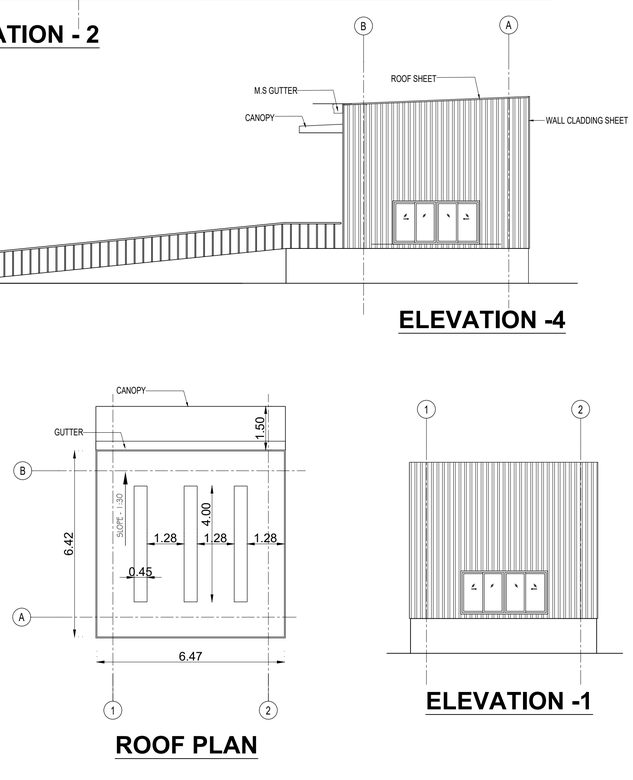

ELEVATION -4

ROOF PLAN

ELEVATION -1

BLOCK - 05 & 08	SHEET NO: 07/18

PLAN SHOWING THE PROPOSED CONSTRUCTION OF FACTORY BUILDING FOR M/S OLA ELECTRIC TECHNOLOGIES PVT LTD; IN PLOT NO : 130, 131, 132, 133, 134, 135, 136, 137, 138, 139, 140, 141/B, IN S.F.NO: 143/1(pt); 144(pt); 148/1A(pt); 296; 297(pt); 298/1(pt), 2(pt), 3(pt); 299/1(pt), 2(pt); 300(pt), 301/1, 2; 302; 303/1, 2, 3; 304/1, 2(pt); 305(pt); 306(pt); 307/1, 2, 3, 4, 5, 6, 7; PARANADAPALLI VILLAGE IN S.F.NO: S.F.NO: 627; 628; 629/1, 2, 3, 4, 5, 6, 7, 8, 9, 10, 11, 12, 13, 14, 15; 630; 631/1, 2; 632/1A, 1B, 2B; 636; 637/1, 2; 638; 639(pt); 640(pt); 641(pt); 642(pt); 643(pt); 726(pt); BALETHOTTAM VILLAGE, IN S.F.NO: 1(pt); 5/1(pt), 2(pt), 3(pt), 4(pt); OLAPATTI VILLAGE, SIPCOT BARGUR, POCHAMPALLI TALUK, KRISHNAGIRI DISTRICT.

CATEGORY

MANUFACTURING OF " ELECTRIC TWO WHEELERS" INDUSTRY CLASSIFIED AS "RED"

NOTE : ALL DIMENSIONS AREA IN METER

SPECIFICATION :

FOUNDATION	:	RCC 1:11/2:3 M25 Concrete Column footing Laid Over sand filling and PCC 1:4:8.
RCC WORK	:	All Column, Beams, Roof Slab, Lintel,& Sunshade are in CC 1:11/2:3(M-25)
BRICKWORK	:	B.W in Basement & Superstructure are in CM 1:5.
JOINERY	:	Joineries are made with Steel (or) first class teak wood.
WEATHERING COURSE	:	9" x 9" Pressed Tiles laid over the Brick Jelly with Lime mortor and sloped with water proofing compound.
PLASTERING	:	Ceiling plastering with CM 1:3Inside & Outside walls are plastering with CM 1:4.
PAINTING	:	White washing with two coats over the one coat of primer for Ceiling.Colour washing with two coats over one coat of primer for all Walls.

COLOUR INDEX :		REFERENCE :	
PROPOSED		SCALE : 1:100	N W E S
BOUNDARY		DATE : 02 MAY 2025	
ROAD			
DRIVEWAY			

MECHANICAL VENTILATION AND FIRE PROTECTION SYSTEM PROVIDED FOR ENTIRE BUILDING

APPLICANT :

V. Ramesh

OLA ELECTRIC TECHNOLOGIES (I) PVT. LTD.

ARCHITECT / REGISTERED ENGINEER :

K. RAJENDRAN, PD.Arch,I.D
REGISTERED ARCHITECT
CA. 92 /15005
TVLR / RA / Gr-I / 2019 / 09 / 007
8A, Gangadeeswarar Koil Street,
Ondikuppam, Manavalanagar,
Thiruvallur - 602 002.

REGISTERED STRUCTURAL ENGINEER :

Er. M. ULAGANATHAN, M.E.,
REG STRUCTURAL ENGINEER GRADE-I
CMDA Reg. No. SE/GR-I/19/03/014
DTCP Reg.No.TVLR/RSE/GR-I/2019/07/002
34 / 83, Third Floor, Mandaveli Street
Chennai -600 028 Cell : 9841158366

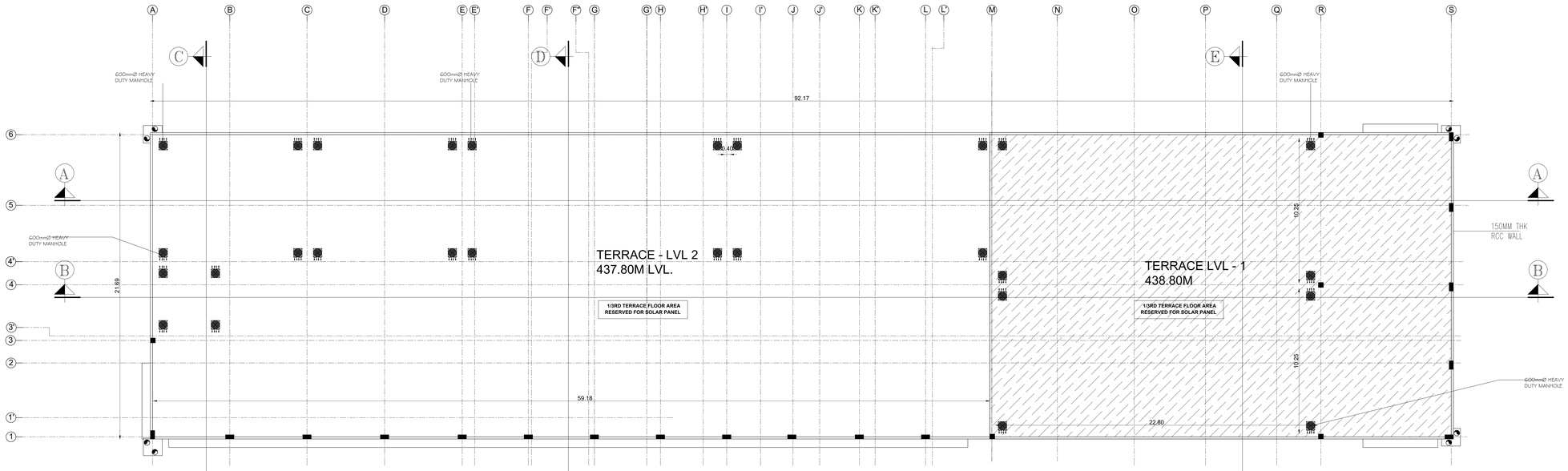

FIRE SUMP & WTP PUMP ROOM TERRACE FLOOR PLAN

TYPE	DESCRIPTION	SIZE
FRD2	FIRE RATED DOOR WITH VISION PANEL (WITHOUT PANIC BAR) (SINGLE SHUTTER)	1.20 X 2.40
RS3	ROLLING SHUTTER	3.00 X 3.00
W2	UPVC WINDOW	3.00 X 1.50

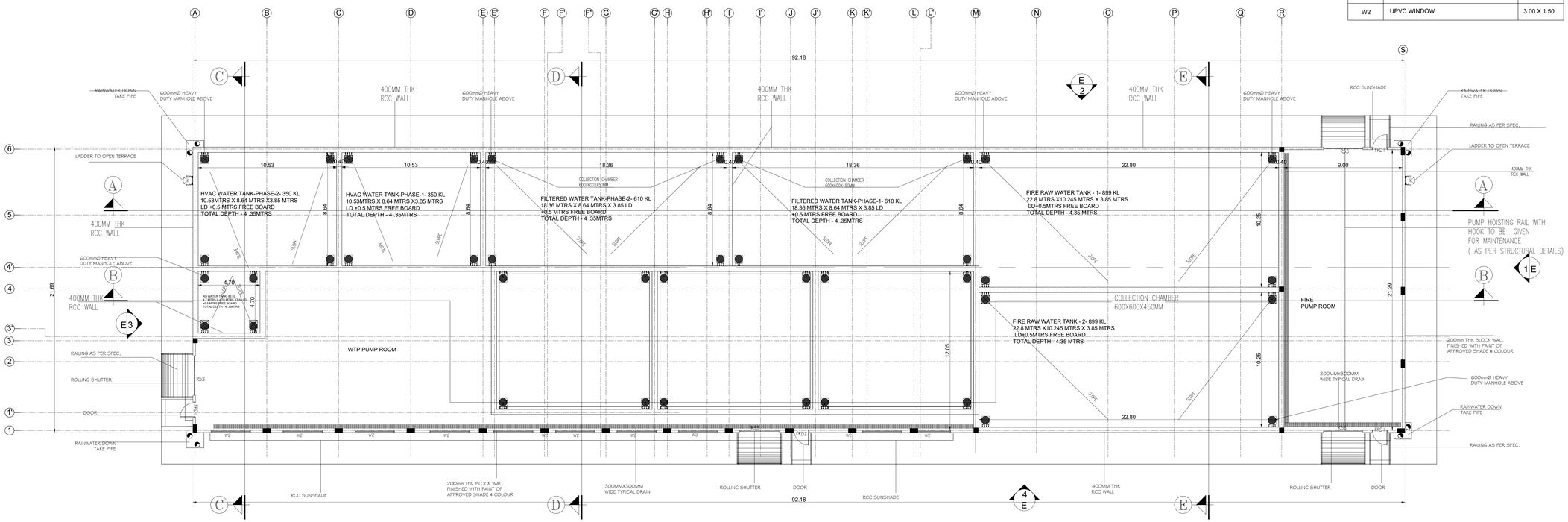

FIRE SUMP & WTP PUMP ROOM FLOOR PLAN

BLOCK - 07 | SHEET NO: 08/ 18

PLAN SHOWING THE PROPOSED CONSTRUCTION OF FACTORY BUILDING FOR M/S OLA ELECTRIC TECHNOLOGIES PVT LTD; IN PLOT NO : 130, 131, 132, 133, 134, 135, 136, 137, 138, 139, 140, 141/B, IN S.F.NO: 143/1(pt); 144(pt); 148/1A(pt); 296; 297(pt); 298/1(pt), 2(pt), 3(pt); 299/1(pt), 2(pt); 300(pt), 301/1, 2; 302; 303/1, 2, 3; 304/1, 2(pt); 305(pt); 306(pt); 307/1, 2, 3, 4, 5, 6, 7; PARANADAPALLI VILLAGE IN S.F.NO: S.F.NO: 627; 628; 629/1, 2, 3, 4, 5, 6, 7, 8, 9, 10, 11, 12, 13, 14, 15; 630; 631/1, 2; 632/1A, 1B, 2B; 636; 637/1, 2; 638; 639(pt); 640(pt); 641(pt); 642(pt); 643(pt); 726(pt); BALETHOTTAM VILLAGE, IN S.F.NO: 1(pt); 5/1(pt), 2(pt), 3(pt), 4(pt); OLAPATTI VILLAGE, SIPCOT BARGUR, POCHAMPALLI TALUK, KRISHNAGIRI DISTRICT.

CATEGORY

MANUFACTURING OF " ELECTRIC TWO WHEELERS" INDUSTRY CLASSIFIED AS "RED"

NOTE : ALL DIMENSIONS AREA IN METER

SPECIFICATION :

FOUNDATION	:	RCC 1:11/2:3 M25 Concrete Column footing Laid Over sand filling and PCC 1:4:8.
RCC WORK	:	All Column, Beams, Roof Slab, Lintel,& Sunshade are in CC 1:11/2:3(M-25)
BRICKWORK	:	B.W in Basement & Superstructure are in CM 1:5.
JOINERY	:	Joineries are made with Steel (or) first class teak wood.
WEATHERING COURSE	:	9" x 9" Pressed Tiles laid over the Brick Jelly with Lime mortor and sloped with water proofing compound.
PLASTERING	:	Ceiling plastering with CM 1:3Inside & Outside walls are plastering with CM 1:4.
PAINTING	:	White washing with two coats over the one coat of primer for Ceiling.Colour washing with two coats over one coat of primer for all Walls.

COLOUR INDEX :

EXISTING	
PROPOSED	
BOUNDARY	
ROAD	
DRIVEWAY	

REFERENCE :

SCALE : 1:100

DATE : 02 MAY 2025

MECHANICAL VENTILATION AND FIRE PROTECTION SYSTEM PROVIDED FOR ENTIRE BUILDING

APPLICANT :

V- Power

OLA ELECTRIC TECHNOLOGIES (I) PVT LTD

ARCHITECT / REGISTERED ENGINEER :

K. RAJENDRAN, PD Arch,I.D
REGISTERED ARCHITECT
CA /92 /15005
TVLR / RA / GH-I / 2019 / 09 / 007
8A, Gangadeeswarar Koil Street,
Ondikuppam, Manavalanagar,
Thiruvallur - 602 002.

REGISTERED STRUCTURAL ENGINEER :

Er. M. ULAGANATHAN, M.E.,
REG STRUCTURAL ENGINEER GRADE-I
CMDA Reg. No. SE/GR-I/19/03/014
DTCP Reg.No.TVLR/RSE/GR-T/2019/07/0002
34 / 83, Third Floor, Mandaveli Street
Chennai -600 028 Cell : 9841158366

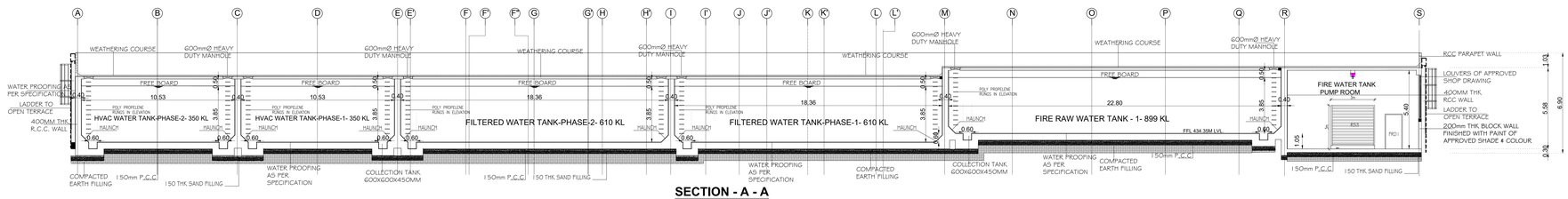

SECTION - A - A

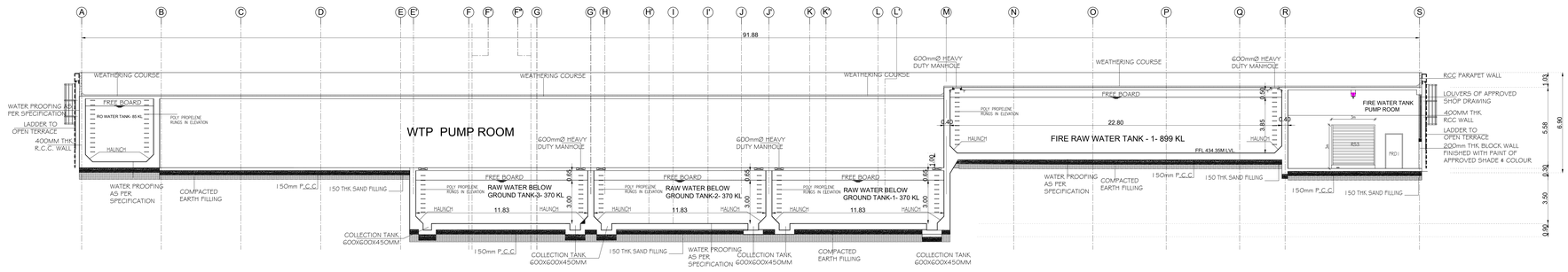

SECTION - B - B

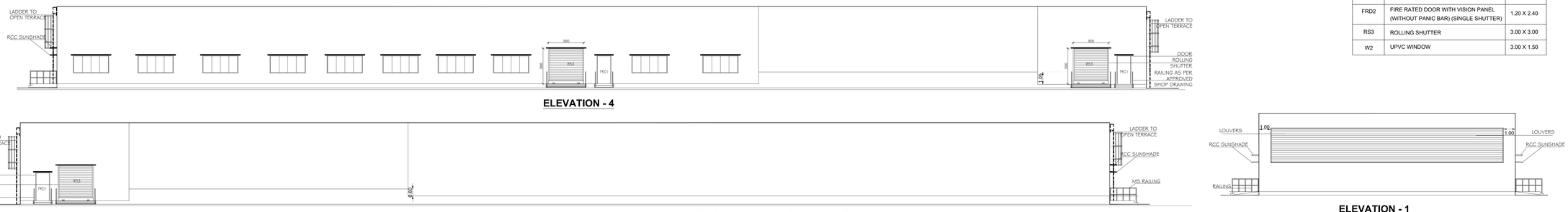

ELEVATION - 4



ELEVATION - 2

ELEVATION - 1

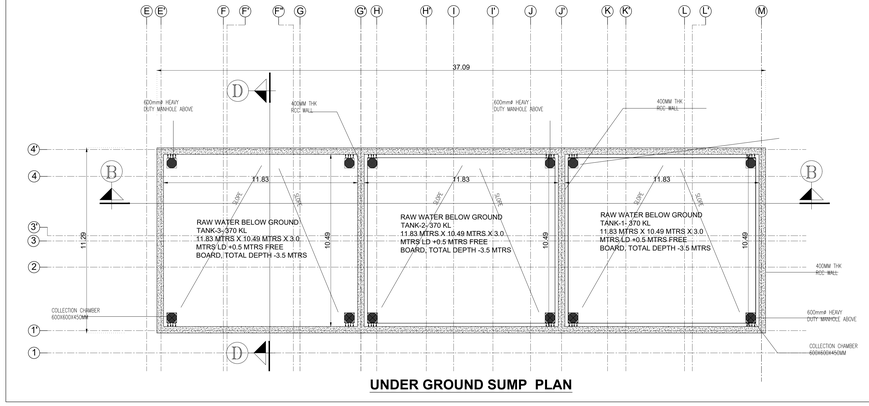

UNDER GROUND SUMP PLAN

SECTION - DD

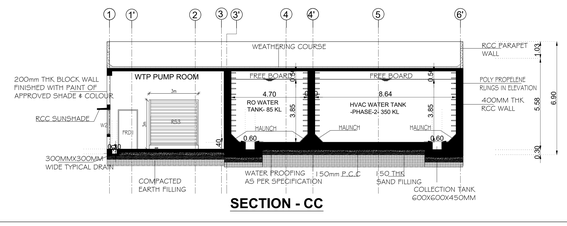

SECTION - CC

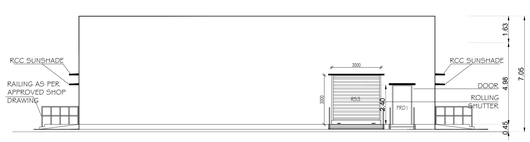

ELEVATION - 3

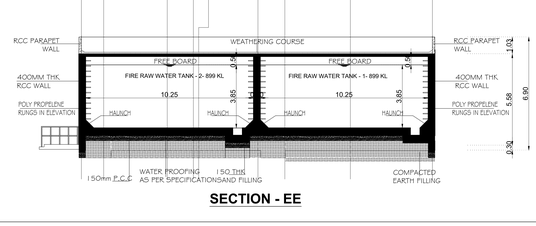

SECTION - EE

TYPE	DESCRIPTION	SIZE
FRD2	FIRE RATED DOOR WITH VISION PANEL (WITHOUT PANIC BAR) (SINGLE SHUTTER)	1.20 X 2.40
RS3	ROLLING SHUTTER	3.00 X 3.00
W2	UPVC WINDOW	3.00 X 1.50

BLOCK -07	SHEET NO: 09/18

PLAN SHOWING THE PROPOSED CONSTRUCTION OF FACTORY BUILDING FOR M/S OLA ELECTRIC TECHNOLOGIES PVT LTD; IN PLOT NO : 130, 131, 132, 133, 134, 135, 136, 137, 138, 139, 140, 141/B, IN S.F.NO: 143/1(pt); 144(pt); 148/1A(pt); 296; 297(pt); 298/1(pt), 2(pt), 3(pt); 299/1(pt), 2(pt); 300(pt), 301/1, 2; 302; 303/1, 2, 3; 304/1, 2(pt); 305(pt); 306(pt); 307/1, 2, 3, 4, 5, 6, 7; PARANADAPALLI VILLAGE IN S.F.NO: S.F.NO: 627; 628; 629/1, 2, 3, 4, 5, 6, 7, 8, 9, 10, 11, 12, 13, 14, 15; 630; 631/1, 2; 632/1A, 1B, 2B; 636; 637/1, 2; 638; 639(pt); 640(pt); 641(pt); 642(pt); 643(pt); 726(pt); BALETHOTTAM VILLAGE, IN S.F.NO: 1(pt); 5/1(pt), 2(pt), 3(pt), 4(pt); OLAPATTI VILLAGE, SIPCOT BARGUR, POCHAMPALLI TALUK, KRISHNAGIRI DISTRICT.

CATEGORY

MANUFACTURING OF " ELECTRIC TWO WHEELERS" INDUSTRY CLASSIFIED AS "RED"

NOTE : ALL DIMENSIONS AREA IN METER

SPECIFICATION :

FOUNDATION	:	RCC 1:11/2:3 M25 Concrete Column footing Laid Over sand filling and PCC 1:4:8.
RCC WORK	:	All Column, Beams, Roof Slab, Lintel,& Sunshade are in CC 1:1\2:3(M-25)
BRICKWORK	:	B.W in Basement & Superstructure are in CM 1:5.
JOINERY	:	Joineries are made with Steel (or) first class teak wood.
WEATHERING COURSE	:	9" x 9" Pressed Tiles laid over the Brick Jelly with Lime mortor and sloped with water proofing compound.
PLASTERING	:	Ceiling plastering with CM 1:3inside & Outside walls are plastering with CM 1:4.
PAINTING	:	White washing with two coats over the one coat of primer for Ceiling.Colour washing with two coats over one coat of primer for all Walls.

COLOUR INDEX :		REFERENCE :
EXISTING		SCALE : 1:100
PROPOSED		DATE : 02 MAY 2025
BOUNDARY		
DRIVEWAY		

MECHANICAL VENTILATION AND FIRE PROTECTION SYSTEM PROVIDED FOR ENTIRE BUILDING

APPLICANT :

V. Ravner

OLA ELECTRIC TECHNOLOGIES PVT LTD

ARCHITECT / REGISTERED ENGINEER :

K. RAJENDRAN, PD Arch,I.D
REGISTERED ARCHITECT
CA /92 /15005
TVLR / RA / Gr-I / 2019 / 09 / 007
6A, Gangaileeswarar Koil Street,
Ondikuppam, Manavalanagar,
Thiruvallur - 602 002.

REGISTERED STRUCTURAL ENGINEER :

Er. M. ULAGANATHAN, M.E.,
REG STRUCTURAL ENGINEER GRADE-I
CMDA Reg. No. SE/GR-I/161/3/014
DTCP Reg.No.TVLR/RSE/GR-I/20/18/07/002
34 / 63, Third Floor, Mandaveli Street
Chennai -600 028 Cell : 9841156360

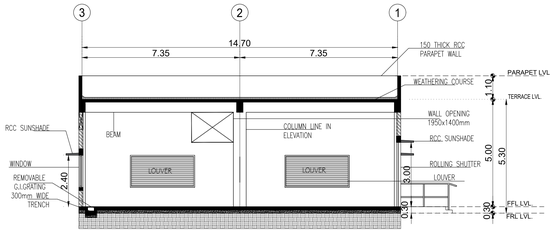

SECTION B - B

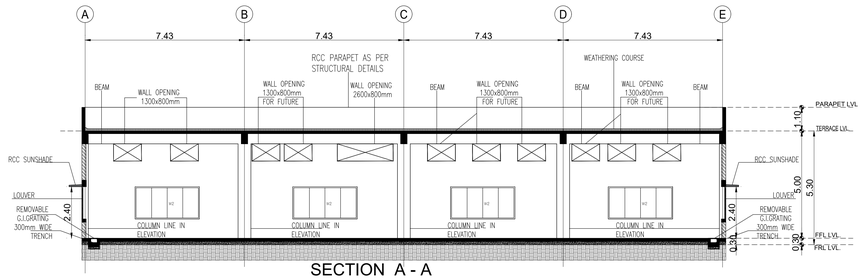

SECTION A - A

ELEVATION - 1

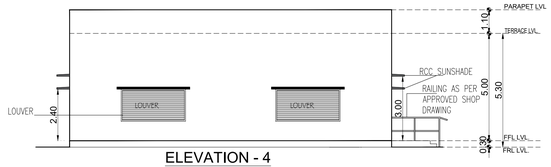

ELEVATION - 4

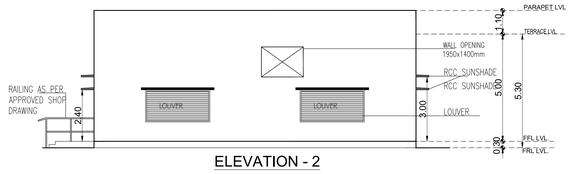

ELEVATION - 2

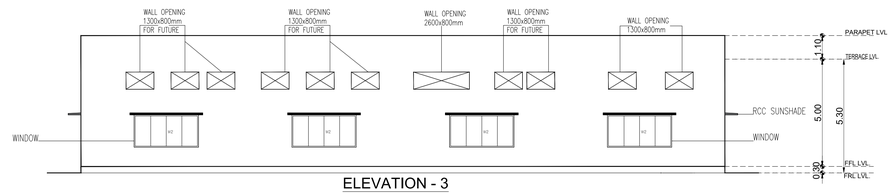

ELEVATION - 3

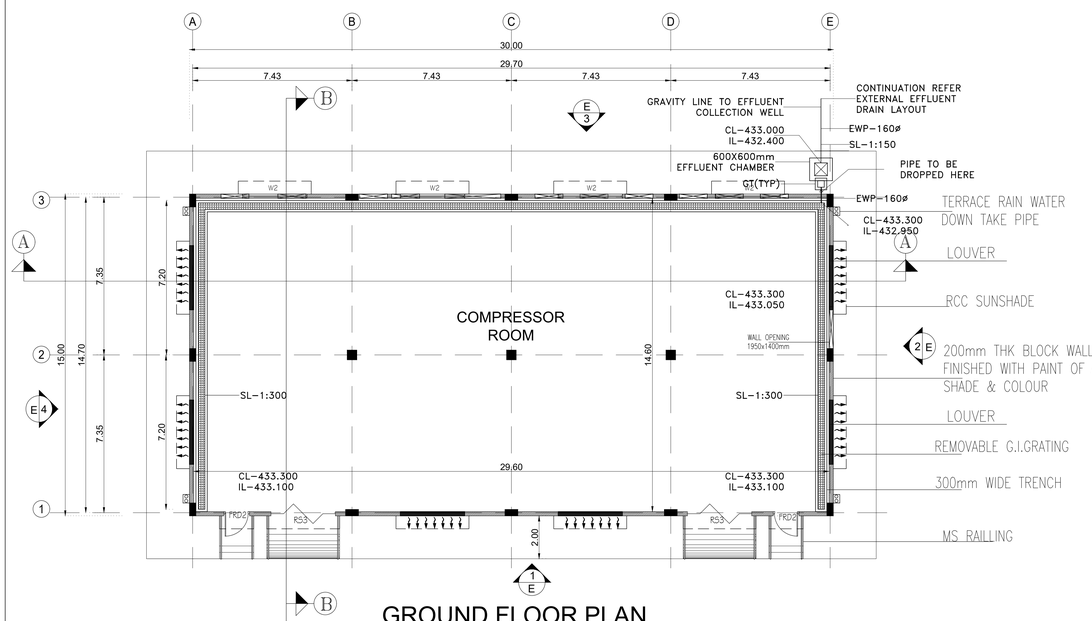

GROUND FLOOR PLAN

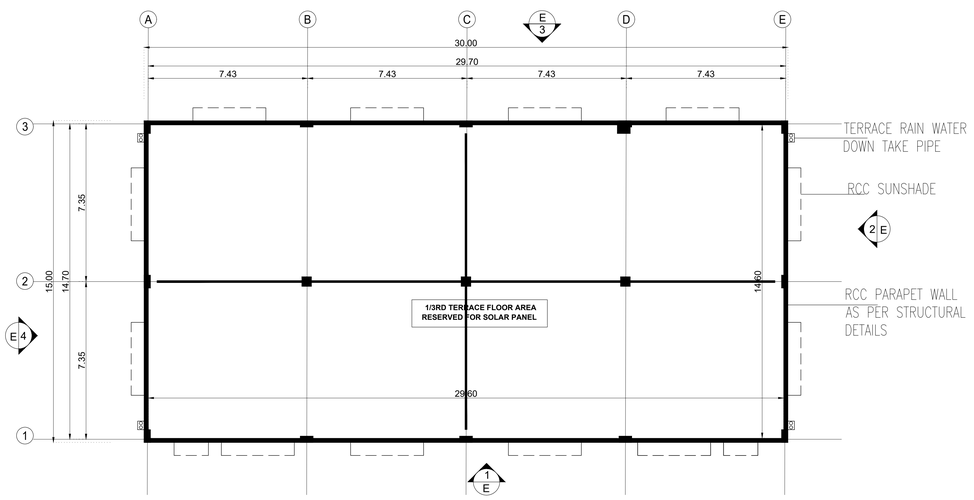

TERRACE FLOOR

NOTE : ALL DIMENSIONS AREA IN METER

SPECIFICATION :

FOUNDATION	:	RCC 1:11/2:3 M25 Concrete Column footing Laid Over sand filling and PCC 1:4:8.
RCC WORK	:	All Column, Beams, Roof Slab, Lintel,& Sunshade are in CC 1:11/2:3(M-25)
BRICKWORK	:	B.W in Basement & Superstructure are in CM 1:5.
JOINERY	:	Joineries are made with Steel (or) first class teak wood.
WEATHERING COURSE	:	9" x 9" Pressed Tiles laid over the Brick Jelly with Lime mortor and sloped with water proofing compound.
PLASTERING	:	Ceiling plastering with CM 1:3Inside & Outside walls are plastering with CM 1:4.
PAINTING	:	White washing with two coats over the one coat of primer for Ceiling.Colour washing with two coats over one coat of primer for all Walls.

COLOUR INDEX :

PROPOSED
BOUNDARY
ROAD
DRIVEWAY

REFERENCE :

SCALE : 1:100
DATE : 02 MAY 2025

MECHANICAL VENTILATION AND FIRE PROTECTION SYSTEM PROVIDED FOR ENTIRE BUILDING

APPLICANT :

V. Ramesh
OLA ELECTRIC TECHNOLOGIES PVT LTD

ARCHITECT / REGISTERED ENGINEER :

K. RAJENDRAN, PD.Arch,I.D
REGISTERED ARCHITECT
CA. 92 /15005
TVLR / RA / Gr-I / 2019 / 09 / 007
6A, Gangadeeswarar Koil Street,
Ondikuppam, Manavalanagar,
Thiruvallur - 602 002.

REGISTERED STRUCTURAL ENGINEER :

Er. M. ULAGANATHAN, M.E.,
REG STRUCTURAL ENGINEER GRADE-I
CMDA Reg. No. SE/GR-I/19/03/014
DTCP Reg.No.TVLR/RSE/GR-I/2019/07/002
34 / 83, Third Floor, Mandaveli Street
Chennai -600 028 Cell : 9841158366

BLOCK - 09 | SHEET NO: 10 / 18

PLAN SHOWING THE PROPOSED CONSTRUCTION OF FACTORY BUILDING FOR M/S OLA ELECTRIC TECHNOLOGIES PVT LTD; IN PLOT NO : 130, 131, 132, 133, 134, 135, 136, 137, 138, 139, 140, 141/B, IN S.F.NO: 143/1(pt); 144(pt); 148/1A(pt); 296; 297(pt); 298/1(pt), 2(pt), 3(pt); 299/1(pt), 2(pt); 300(pt), 301/1, 2; 302; 303/1, 2, 3; 304/1, 2(pt); 305(pt); 306(pt); 307/1, 2, 3, 4, 5, 6, 7; PARANADAPALLI VILLAGE IN S.F.NO: S.F.NO: 627; 628; 629/1, 2, 3, 4, 5, 6, 7, 8, 9, 10, 11, 12, 13, 14, 15; 630; 631/1, 2; 632/1A, 1B, 2B; 636; 637/1, 2; 638; 639(pt); 640(pt); 641(pt); 642(pt); 643(pt); 726(pt); BALETHOTTAM VILLAGE, IN S.F.NO: 1(pt); 5/1(pt), 2(pt), 3(pt), 4(pt); OLAPATTI VILLAGE, SIPCOT BARGUR, POCHAMPALLI TALUK, KRISHNAGIRI DISTRICT.

CATEGORY

MANUFACTURING OF " ELECTRIC TWO WHEELERS" INDUSTRY CLASSIFIED AS "RED"

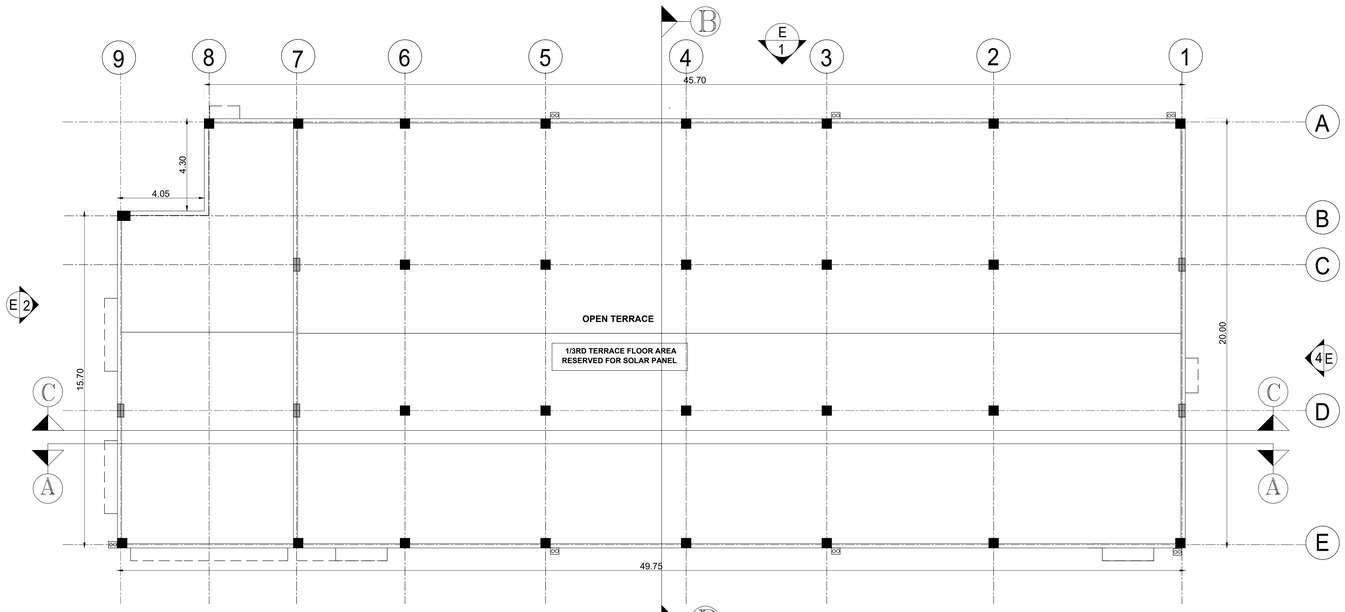

TERRACE FLOOR PLAN

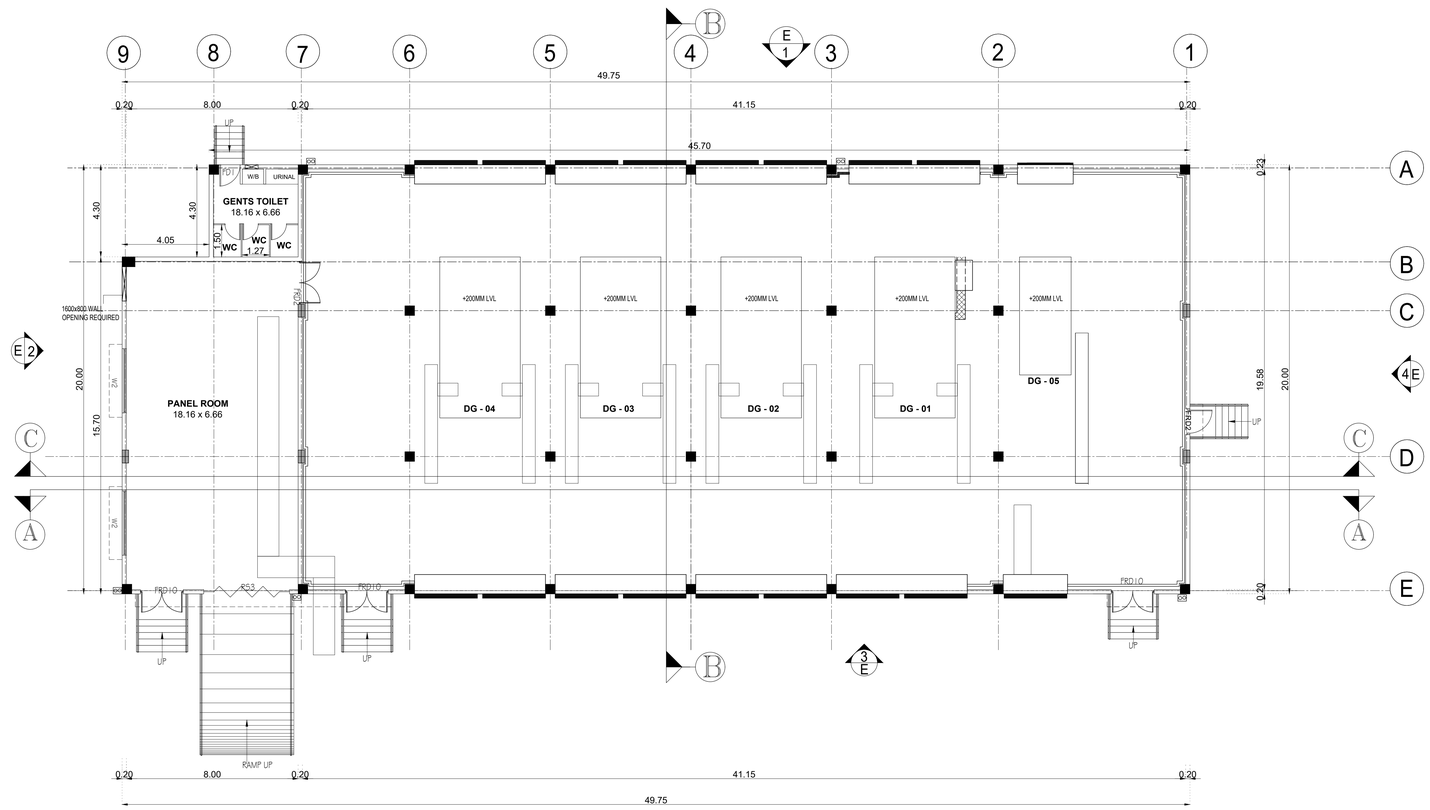

GROUND FLOOR PLAN

TYPE	DESCRIPTION	SIZE
FRD2	FIRE RATED DOOR WITH VISION PANEL (WITHOUT PANIC BAR)	1.20 X 2.40
FD1	TOILET DOOR WITH VISION PANEL & LOUVERS (SINGLE SHUTTER)	1.00 X 2.40
FRD10	ACOUSTIC DOOR	2.40 X 2.40
RS3	ROLLING SHUTTER	4.00 X 4.00
W2	WINDOW	3.00 X 1.50

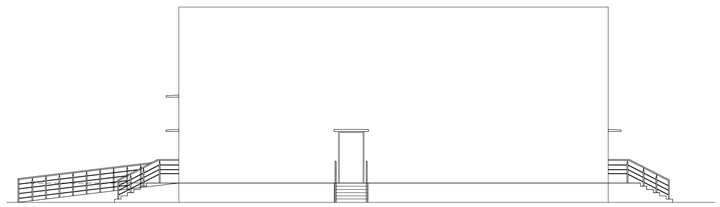

ELEVATION - 4

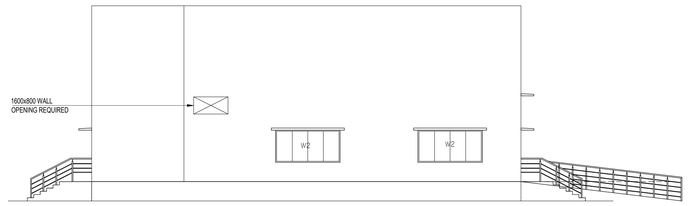

ELEVATION - 2

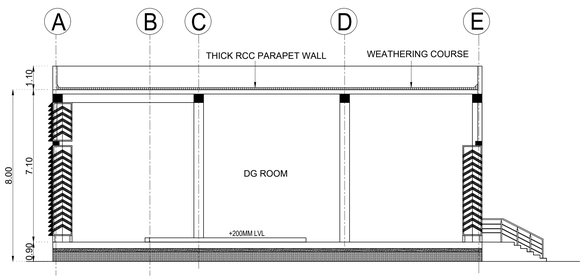

SECTION - BB

BLOCK -10 | SHEET NO: 11 /18

PLAN SHOWING THE PROPOSED CONSTRUCTION OF FACTORY BUILDING FOR M/S OLA ELECTRIC TECHNOLOGIES PVT LTD; IN PLOT NO : 130, 131, 132, 133, 134, 135, 136, 137, 138, 139, 140, 141/B, IN S.F.NO: 143/1(pt); 144(pt); 148/1A(pt); 296; 297(pt); 298/1(pt), 2(pt), 3(pt); 299/1(pt), 2(pt); 300(pt), 301/1, 2; 302; 303/1, 2, 3; 304/1, 2(pt); 305(pt); 306(pt); 307/1, 2, 3, 4, 5, 6, 7; PARANADAPALLI VILLAGE IN S.F.NO: S.F.NO: 627; 628; 629/1, 2, 3, 4, 5, 6, 7, 8, 9, 10, 11, 12, 13, 14, 15; 630; 631/1, 2; 632/1A, 1B, 2B; 636; 637/1, 2; 638; 639(pt); 640(pt); 641(pt); 642(pt); 643(pt); 726(pt); BALETHOTTAM VILLAGE, IN S.F.NO: 1(pt); 5/1(pt), 2(pt), 3(pt), 4(pt); OLAPATTI VILLAGE, SIPCOT BARGUR, POCHAMPALLI TALUK, KRISHNAGIRI DISTRICT.

CATEGORY

MANUFACTURING OF " ELECTRIC TWO WHEELERS"
INDUSTRY CLASSIFIED AS "RED"

NOTE : ALL DIMENSIONS AREA IN METER

SPECIFICATION :

FOUNDATION	:	RCC 1:11/2:3 M25 Concrete Column footing Laid Over sand filling and PCC 1:4:8.
RCC WORK	:	All Column, Beams, Roof Slab, Lintel,& Sunshade are in CC 1:11/2:3(M-25)
BRICKWORK	:	B.W in Basement & Superstructure are in CM 1:5.
JOINERY	:	Joineries are made with Steel (or) first class teak wood.
WEATHERING COURSE	:	9" x 9" Pressed Tiles laid over the Brick Jelly with Lime mortor and sloped with water proofing compound.
PLASTERING	:	Ceiling plastering with CM 1:3Inside & Outside walls are plastering with CM 1:4.
PAINTING	:	White washing with two coats over the one coat of primer for Ceiling.Colour washing with two coats over one coat of primer for all Walls.

COLOUR INDEX :

EXISTING
PROPOSED
BOUNDARY
ROAD
DRIVEWAY

REFERENCE :

SCALE : 1:100
DATE : 02 MAY 2025

MECHANICAL VENTILATION AND FIRE PROTECTION SYSTEM PROVIDED FOR ENTIRE BUILDING

APPLICANT :

V. Ramesh
OLA ELECTRIC TECHNOLOGIES (P) LTD

ARCHITECT / REGISTERED ENGINEER :

K. RAJENDRAN, PD.Arch,I.D
REGISTERED ARCHITECT
CA. 92 /15005
TVLR / RA / Gr-I / 2019 / 09 / 007
8A, Gangadeeswarar Koil Street,
Ondikuppam, Manavalanagar,
Thiruvallur - 602 002.

REGISTERED STRUCTURAL ENGINEER :

Er. M. ULAGANATHAN, M.E.,
REG STRUCTURAL ENGINEER GRADE-I
CMDA Reg. No. SE/GR-I/19/03/014
DTCP Reg.No.TVLR/RSE/GR-I/2019/07/002
34 / 83, Third Floor, Mandaveli Street
Chennai -600 028 Cell : 9841156366

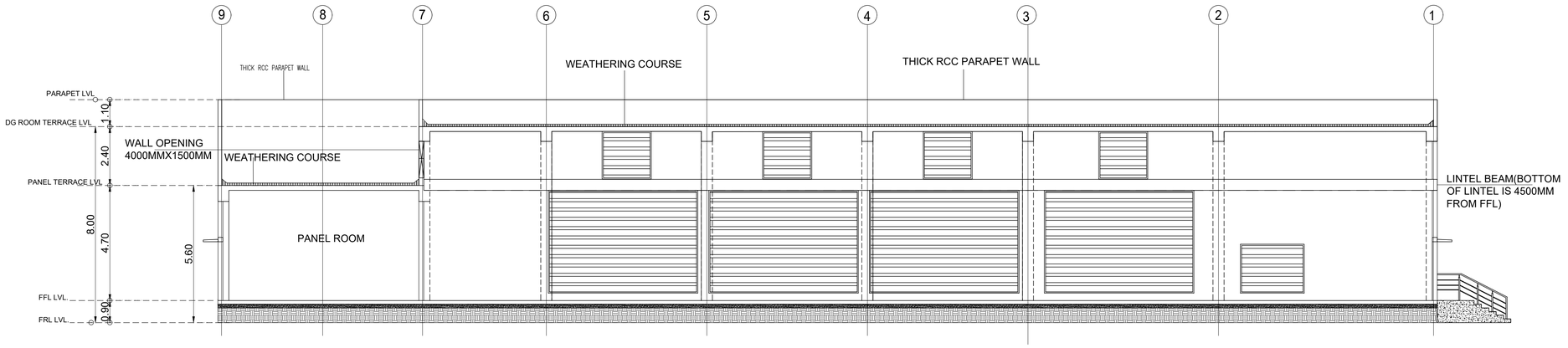

SECTION - CC

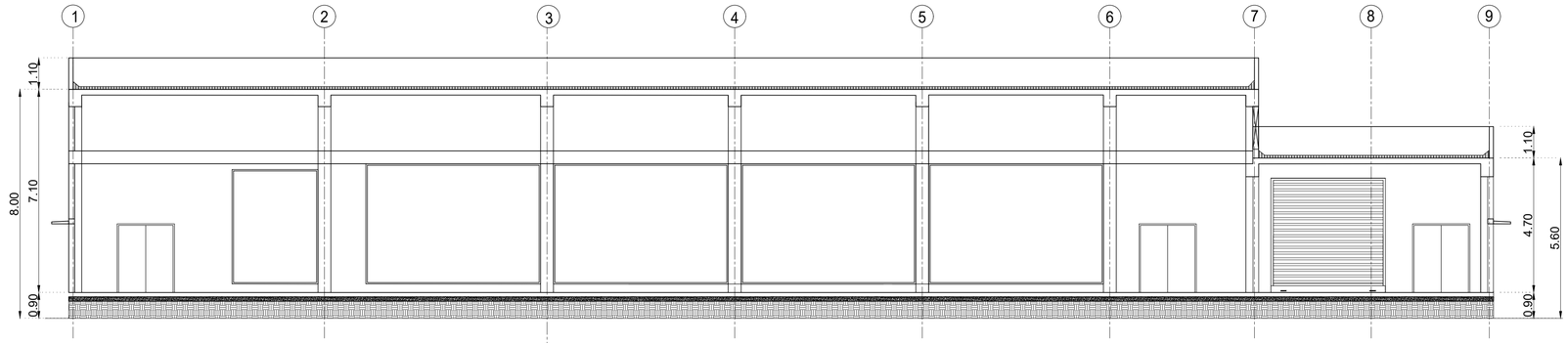

SECTION -AA

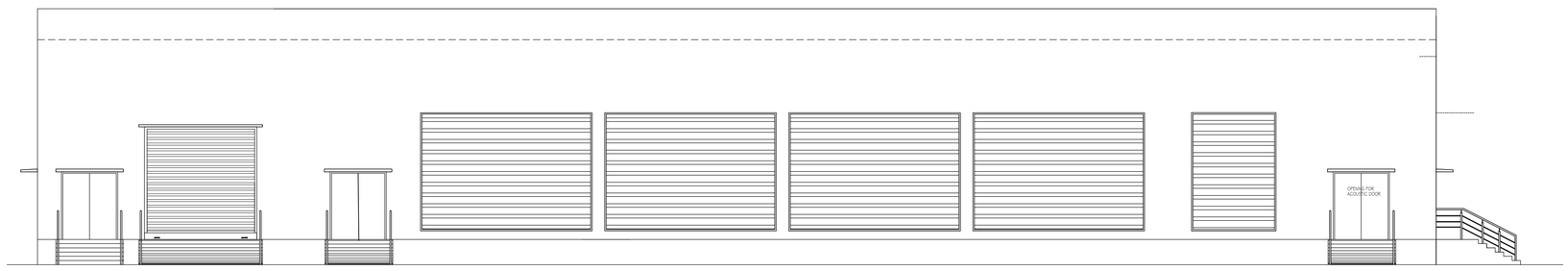

ELEVATION - 3

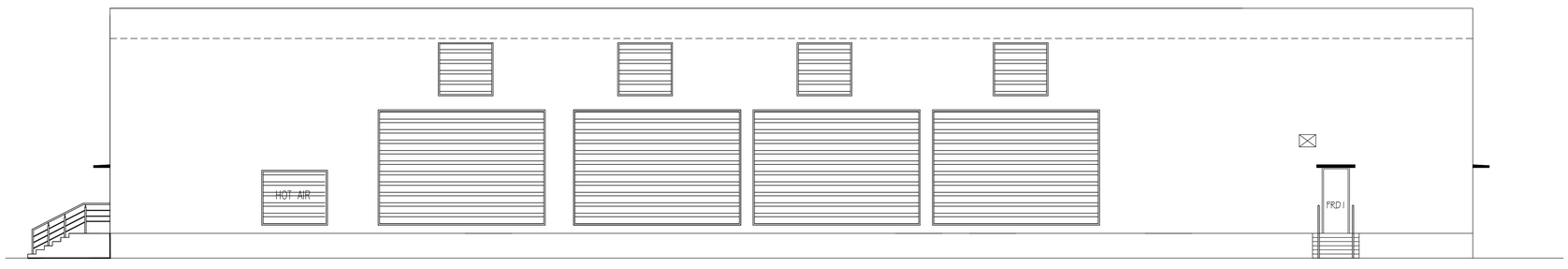

ELEVATION - 1

BLOCK -10 | SHEET NO: 12 /18

PLAN SHOWING THE PROPOSED CONSTRUCTION OF FACTORY BUILDING FOR M/S OLA ELECTRIC TECHNOLOGIES PVT LTD; IN PLOT NO : 130, 131, 132, 133, 134, 135, 136, 137, 138, 139, 140, 141/B, IN S.F.NO: 143/1(pt); 144(pt); 148/1A(pt); 296; 297(pt); 298/1(pt), 2(pt), 3(pt); 299/1(pt), 2(pt); 300(pt), 301/1, 2; 302; 303/1, 2, 3; 304/1, 2(pt); 305(pt); 306(pt); 307/1, 2, 3, 4, 5, 6, 7; PARANADAPALLI VILLAGE IN S.F.NO: S.F.NO: 627; 628; 629/1, 2, 3, 4, 5, 6, 7, 8, 9, 10, 11, 12, 13, 14, 15; 630; 631/1, 2; 632/1A, 1B, 2B; 636; 637/1, 2; 638; 639(pt); 640(pt); 641(pt); 642(pt); 643(pt); 726(pt); BALETHOTTAM VILLAGE, IN S.F.NO: 1(pt); 5/1(pt), 2(pt), 3(pt), 4(pt); OLAPATTI VILLAGE, SIPCOT BARGUR, POCHAMPALLI TALUK, KRISHNAGIRI DISTRICT.

CATEGORY

MANUFACTURING OF " ELECTRIC TWO WHEELERS" INDUSTRY CLASSIFIED AS "RED"

NOTE : ALL DIMENSIONS AREA IN METER

SPECIFICATION :

FOUNDATION	:	RCC 1:11/2:3 M25 Concrete Column footing Laid Over sand filling and PCC 1:4:8.
RCC WORK	:	All Column, Beams, Roof Slab, Lintel,& Sunshade are in CC 1:11/2:3(M-25)
BRICKWORK	:	B.W in Basement & Superstructure are in CM 1:5.
JOINERY	:	Joineries are made with Steel (or) first class teak wood.
WEATHERING COURSE	:	9" x 9" Pressed Tiles laid over the Brick Jelly with Lime mortor and sloped with water proofing compound.
PLASTERING	:	Ceiling plastering with CM 1:3Inside & Outside walls are plastering with CM 1:4.
PAINTING	:	White washing with two coats over the one coat of primer for Ceiling.Colour washing with two coats over one coat of primer for all Walls.

COLOUR INDEX :

PROPOSED
BOUNDARY
ROAD
DRIVEWAY

REFERENCE :

SCALE : 1:100
DATE : 02 MAY 2025

MECHANICAL VENTILATION AND FIRE PROTECTION SYSTEM PROVIDED FOR ENTIRE BUILDING

APPLICANT :

V. Ramesh
OLA ELECTRIC TECHNOLOGIES (P) LTD.

ARCHITECT / REGISTERED ENGINEER :

K. RAJENDRAN, PD.Arch,I.D
REGISTERED ARCHITECT
CA. 92 /15005
TVLR / RA / Gr-I / 2019 / 09 / 007
8A, Gangadeeswarar Koil Street,
Ondikuppam, Manavalanagar,
Thiruvallur - 602 002.

REGISTERED STRUCTURAL ENGINEER :

Er. M. ULAGANATHAN, M.E.,
REG STRUCTURAL ENGINEER GRADE-I
CMDA Reg. No. SE/GR-I/19/03/014
DTCP Reg.No.TVLR/RSE/GR-I/2019/07/002
34 / 83, Third Floor, Mandaveli Street
Chennai -600 028 Cell : 9841158366

BLOCK -12(ETP - COLLECTION TANK)

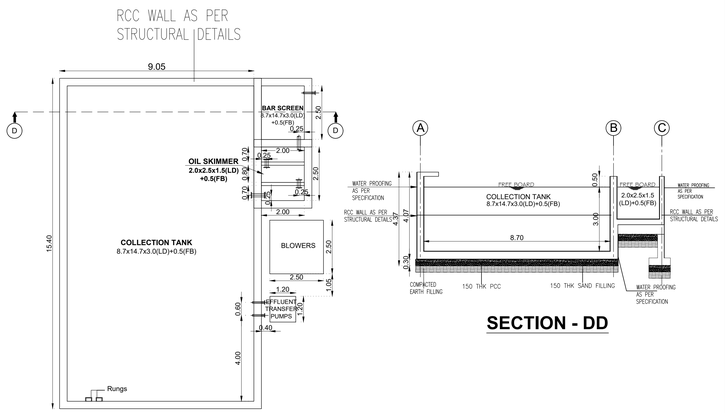

GROUND FLOOR PLAN

SECTION - DD

BLOCK -11

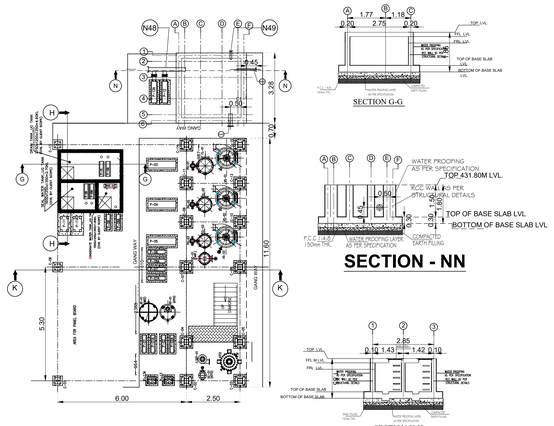

GROUND FLOOR PLAN
BLOCK - 11 (ETP - MCC PANEL)

SECTION - NN

BLOCK -13

B - (ETP - PH CORRECTION TANK - FLASH MIXER TANK - FLOCCULATER TANK)

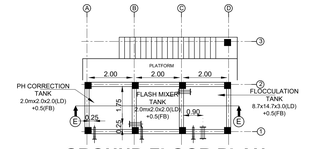

GROUND FLOOR PLAN

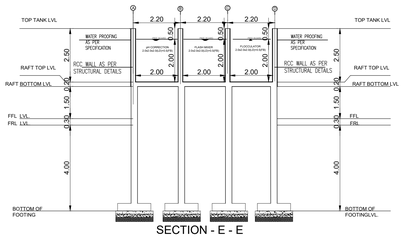

SECTION - E - E

C - (ETP - PRETREATMENT PANEL ROOM)

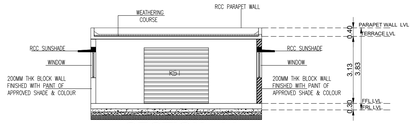

SECTION - LL
(PERMANENT PANEL ROOM)

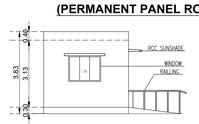

ELEVATION - 11

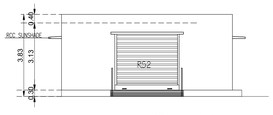

ELEVATION - 12

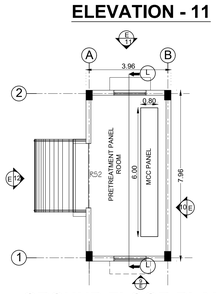

GROUND FLOOR PLAN



ELEVATION - 9



ELEVATION - 10

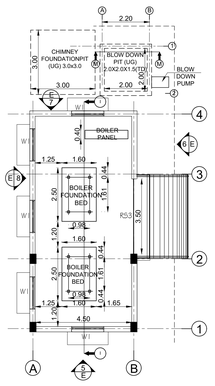

GROUND FLOOR PLAN
BLOCK -11 (ETP - BOILER ROOM)

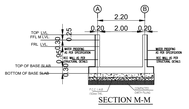

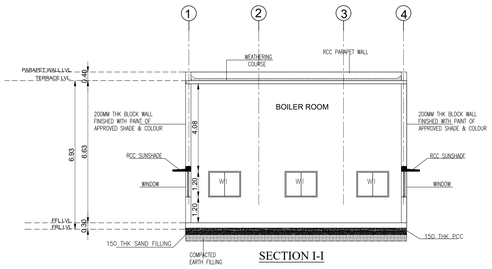

SECTION I-I

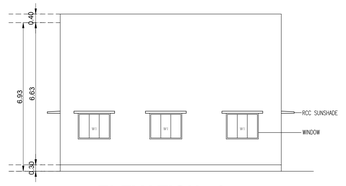

ELEVATION - 8

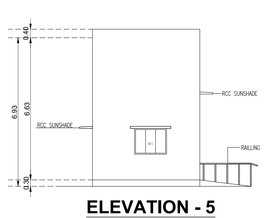

ELEVATION - 5

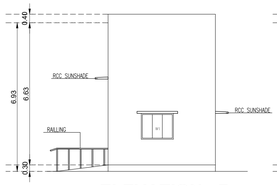

ELEVATION - 7

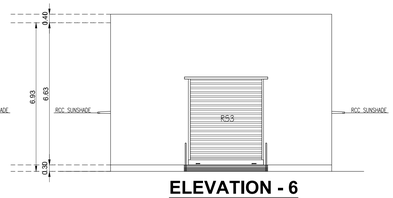

ELEVATION - 6

BLOCK -14(ETP - UF - RO - ROOM)

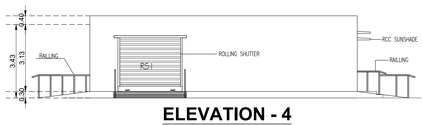

ELEVATION - 4

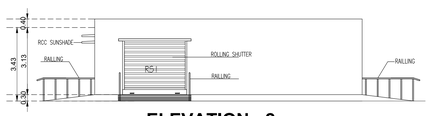

ELEVATION - 2



ELEVATION - 1



ELEVATION - 3

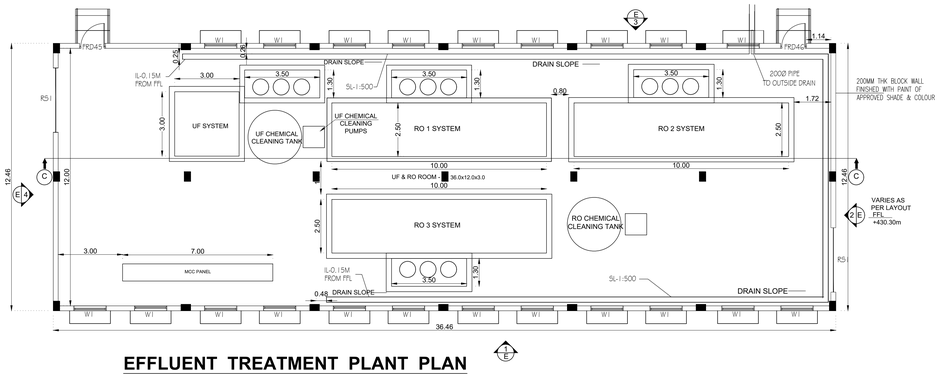

EFFLUENT TREATMENT PLANT PLAN

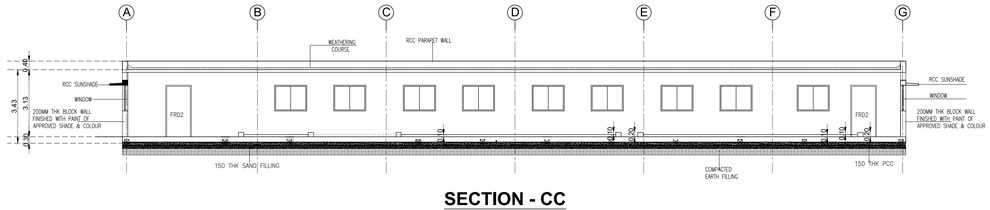

SECTION - CC
UF & RO ROOM

BLOCK - 11 TO 14	SHEET NO: 13 / 18

PLAN SHOWING THE PROPOSED CONSTRUCTION OF FACTORY BUILDING FOR M/S OLA ELECTRIC TECHNOLOGIES PVT LTD; IN PLOT NO : 130, 131, 132, 133, 134, 135, 136, 137, 138, 139, 140, 141/B, IN S.F.NO: 143/1(pt); 144(pt); 148/1A(pt); 296; 297(pt); 298/1(pt), 2(pt), 3(pt); 299/1(pt), 2(pt); 300(pt), 301/1, 2; 302; 303/1, 2, 3; 304/1, 2(pt); 305(pt); 306(pt); 307/1, 2, 3, 4, 5, 6, 7; PARANADAPALLI VILLAGE IN S.F.NO: S.F.NO: 627; 628; 629/1, 2, 3, 4, 5, 6, 7, 8, 9, 10, 11, 12, 13, 14, 15; 630; 631/1, 2; 632/1A, 1B, 2B; 636; 637/1, 2; 638; 639(pt); 640(pt); 641(pt); 642(pt); 643(pt); 726(pt); BALETHOTTAM VILLAGE, IN S.F.NO: 1(pt); 5/1(pt), 2(pt), 3(pt), 4(pt); OLAPATTI VILLAGE, SIPCOT BARGUR, POCHAMPALLI TALUK, KRISHNAGIRI DISTRICT.

CATEGORY

MANUFACTURING OF " ELECTRIC TWO WHEELERS" INDUSTRY CLASSIFIED AS "RED"

NOTE : ALL DIMENSIONS AREA IN METER

SPECIFICATION :

FOUNDATION	:	RCC 1:11/2:3 M25 Concrete Column footing Laid Over sand filling and PCC 1:4:8.
RCC WORK	:	All Column, Beams, Roof Slab, Lintel,& Sunshade are in CC 1:11/2:3(M-25)
BRICKWORK	:	B.W in Basement & Superstructure are in CM 1:5.
JOINERY	:	Joineries are made with Steel (or) first class teak wood.
WEATHERING COURSE	:	9" x 9" Pressed Tiles laid over the Brick Jelly with Lime mortor and sloped with water proofing compound.
PLASTERING	:	Ceiling plastering with CM 1:3Inside & Outside walls are plastering with CM 1:4.
PAINTING	:	White washing with two coats over the one coat of primer for Ceiling,Colour washing with two coats over one coat of primer for all Walls.

JOINERY SCHEDULE

FRD2	1.20 X 2.40	FIRE RATED DOOR WITH VISION PANEL (WITHOUT PANIC BAR)
RS1	3.00 X 2.50	ROLLING SHUTTER
RS2	3.00 X 2.60	ROLLING SHUTTER
RS3	3.50 X 4.00	ROLLING SHUTTER
W1	1.50 X 1.20	WINDOW
W2	3.00 X 1.50	WINDOW

COLOUR INDEX : REFERENCE :

EXISTING
PROPOSED
BOUNDARY
ROAD
DRIVEWAY

SCALE : 1:100
DATE : 02 MAY 2025

MECHANICAL VENTILATION AND FIRE PROTECTION SYSTEM PROVIDED FOR ENTIRE BUILDING

APPLICANT :

V. Ramesh

OLA ELECTRIC TECHNOLOGIES (P) LTD

ARCHITECT / REGISTERED ENGINEER :

K. RAJENDRAN, PD.Arch,I.D
REGISTERED ARCHITECT
CA. 92 /15005
TVLR / RA / Gr-I / 2019 / 09 / 007
8A, Gangadeeswarar Koil Street,
Ondikuppam, Manavalanagar,
Thiruvallur - 602 002.

REGISTERED STRUCTURAL ENGINEER :

Er. M. ULAGANATHAN, M.E.,
REG STRUCTURAL ENGINEER GRADE-I
CMDA Reg. No. SE/GR-I/19/03/014
DTCP Reg.No.TVLR/SE/GR-I/2019/07/002
34 / 83, Third Floor, Mandaveli Street
Chennai -600 028 Cell : 9841158366

BLOCK -13

A - (ETP- NEUTRALIZATION TANK- BIO AERATION TANK - SLUDGE HOLDING TANK- 1&2 - FILTER FEED TANK - UF FEED TANK - RO 1-2-3 FEED TANK - RO COMMON PERMEATE TANK RO FINAL REJECT TANK)

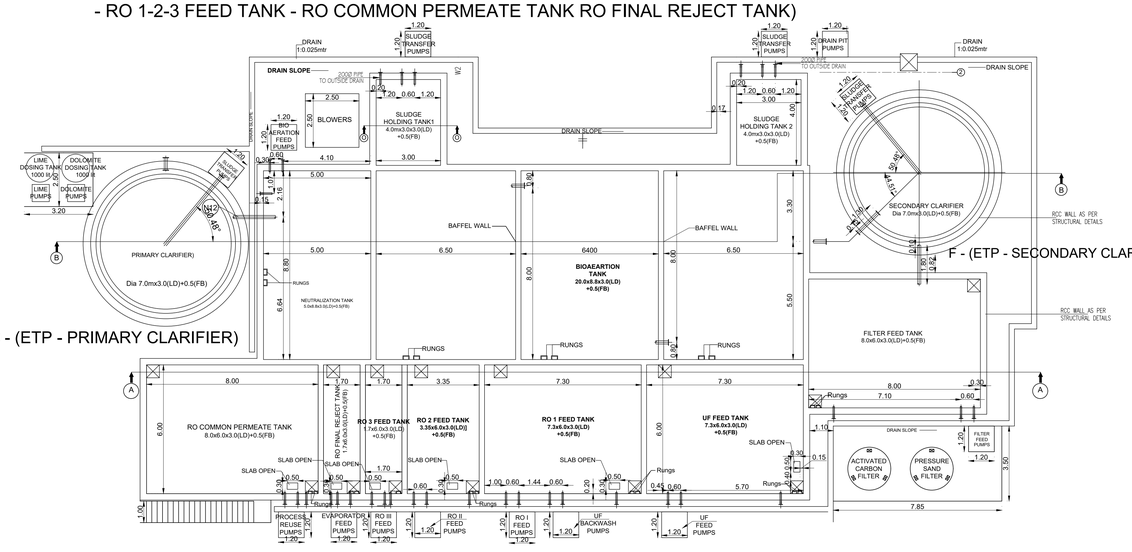

GROUND FLOOR PLAN

D - (ETP - PRIMARY CLARIFIER)

F - (ETP - SECONDARY CLARIFIER)

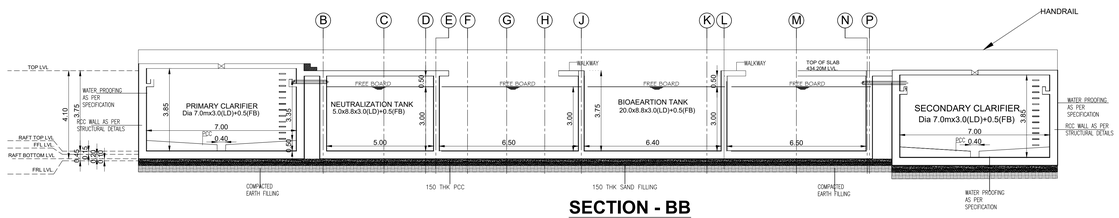

SECTION - BB

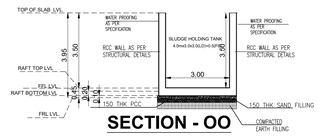

SECTION - OO

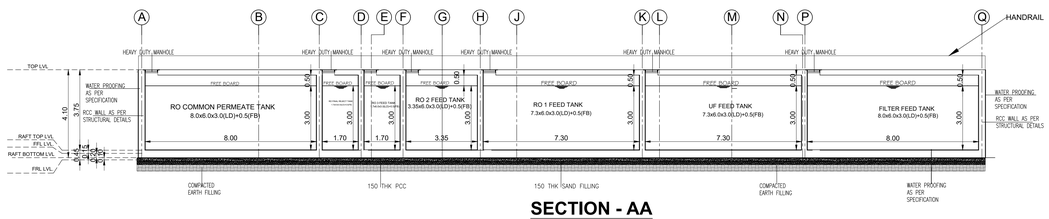

SECTION - AA

E - (ETP - SCREW PRESS SHED)

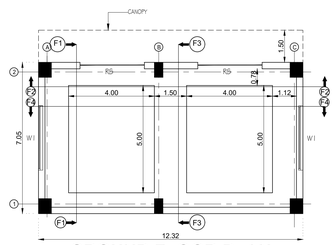

GROUND FLOOR PLAN SCREW PRESS SHED

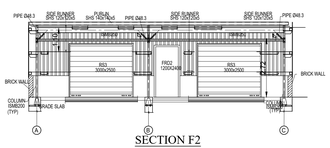

SECTION F2

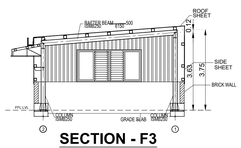

SECTION - F3

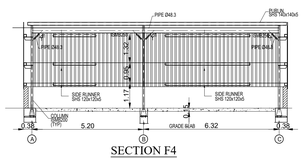

SECTION F4

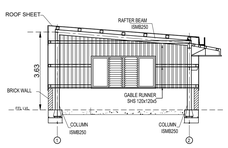

SECTION - F1

BLOCK - 18 (STP - SCREW PRESS SHED)

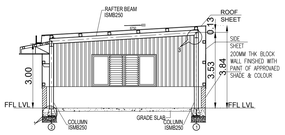

SECTION - MM

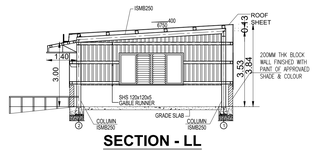

SECTION - LL

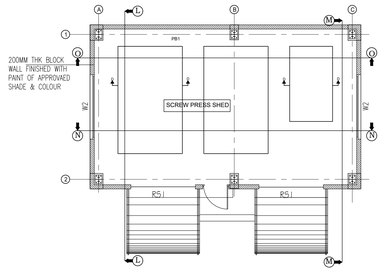

GROUND FLOOR PLAN

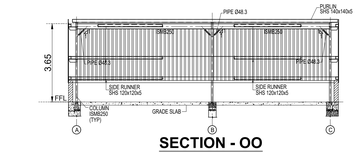

SECTION - OO

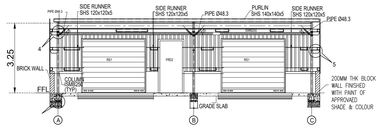

SECTION - NN

BLOCK - 17 (CHEMICAL STORAGE LABORATORY - OPERATOR ROOM)

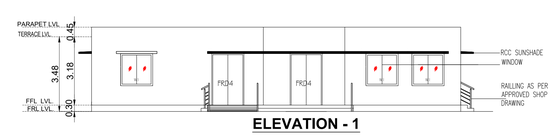

ELEVATION - 1

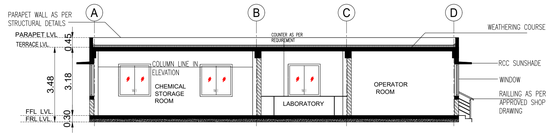

SECTION - PP

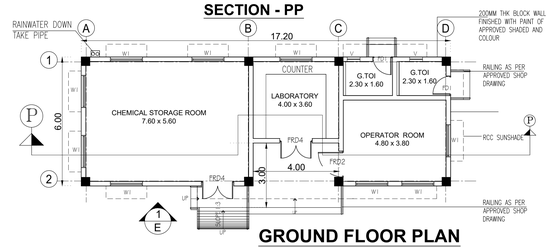

GROUND FLOOR PLAN

BLOCK - 17 (STP - MCC - COMPRESSOR ROOM)

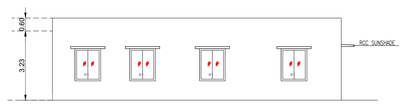

ELEVATION

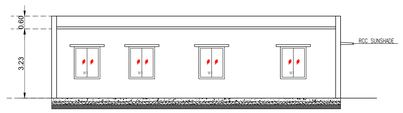

SECTION -AA

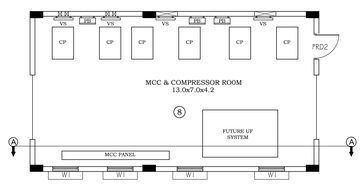

GROUND FLOOR PLAN

BLOCK -13, 17 & 18	SHEET NO: 14 / 18

PLAN SHOWING THE PROPOSED CONSTRUCTION OF FACTORY BUILDING FOR M/S OLA ELECTRIC TECHNOLOGIES PVT LTD; IN PLOT NO : 130, 131, 132, 133, 134, 135, 136, 137, 138, 139, 140, 141/B, IN S.F.NO: 143/1(pt); 144(pt); 148/1A(pt); 296; 297(pt); 298/1(pt), 2(pt), 3(pt); 299/1(pt), 2(pt); 300(pt), 301/1, 2; 302; 303/1, 2, 3; 304/1, 2(pt); 305(pt); 306(pt); 307/1, 2, 3, 4, 5, 6, 7; PARANADAPALLI VILLAGE IN S.F.NO: S.F.NO: 627; 628; 629/1, 2, 3, 4, 5, 6, 7, 8, 9, 10, 11, 12, 13, 14, 15; 630; 631/1, 2; 632/1A, 1B, 2B; 636; 637/1, 2; 638; 639(pt); 640(pt); 641(pt); 642(pt); 643(pt); 726(pt); BALETHOTTAM VILLAGE, IN S.F.NO: 1(pt); 5/1(pt), 2(pt), 3(pt), 4(pt); OLAPATTI VILLAGE, SIPCOT BARGUR, POCHAMPALLI TALUK, KRISHNAGIRI DISTRICT.

CATEGORY

MANUFACTURING OF " ELECTRIC TWO WHEELERS" INDUSTRY CLASSIFIED AS "RED"

NOTE : ALL DIMENSIONS AREA IN METER

SPECIFICATION :

FOUNDATION	:	RCC 1:11/2:3 M25 Concrete Column footing Laid Over sand filling and PCC 1:4:8.
RCC WORK	:	All Column, Beams, Roof Slab, Lintel,& Sunshade are in CC 1:11/2:3(M-25)
BRICKWORK	:	B.W in Basement & Superstructure are in CM 1:5.
JOINERY	:	Joineries are made with Steel (or) first class teak wood.
WEATHERING COURSE	:	9" x 9" Pressed Tiles laid over the Brick Jelly with Lime mortor and sloped with water proofing compound.
PLASTERING	:	Ceiling plastering with CM 1:3Inside & Outside walls are plastering with CM 1:4.
PAINTING	:	White washing with two coats over the one coat of primer for Ceiling.Colour washing with two coats over one coat of primer for all Walls.

JOINERY SCHEDULE

FRD2	1.20 X 2.40	FIRE RATED DOOR WITH VISION PANEL (WITHOUT PANIC BAR)
RS1	3.00 X 2.50	ROLLING SHUTTER
RS2	3.00 X 2.60	ROLLING SHUTTER
RS3	3.50 X 4.00	ROLLING SHUTTER
W1	1.50 X 1.20	WINDOW
W2	3.00 X 1.50	WINDOW

COLOUR INDEX : REFERENCE :

EXISTING
PROPOSED
BOUNDARY
ROAD
DRIVEWAY

SCALE : 1:100
DATE : 02 MAY 2025

MECHANICAL VENTILATION AND FIRE PROTECTION SYSTEM PROVIDED FOR ENTIRE BUILDING

APPLICANT :

V. Parmar
OLA ELECTRIC TECHNOLOGIES (I) PVT. LTD.

ARCHITECT / REGISTERED ENGINEER :

K. RAJENDRAN, PD.Arch,I.D
REGISTERED ARCHITECT
CA. 92 /15005
TVLR / RA / Gr-I / 2019 / 09 / 007
8A, Gangadeeswarar Koil Street,
Ondikuppam, Manavalanagar,
Thiruvallur - 602 002.

REGISTERED STRUCTURAL ENGINEER :

Er. M. ULAGANATHAN, M.E.,
REG STRUCTURAL ENGINEER GRADE-I
CMDA Reg. No. SE/GR-I/19/03/014
DTCP Reg.No.TVLR/RSE/GR-I/2019/07/002
34 / 83, Third Floor, Mandavali Street
Chennai -600 028 Cell : 9841158366

BLOCK - 17 (STP)

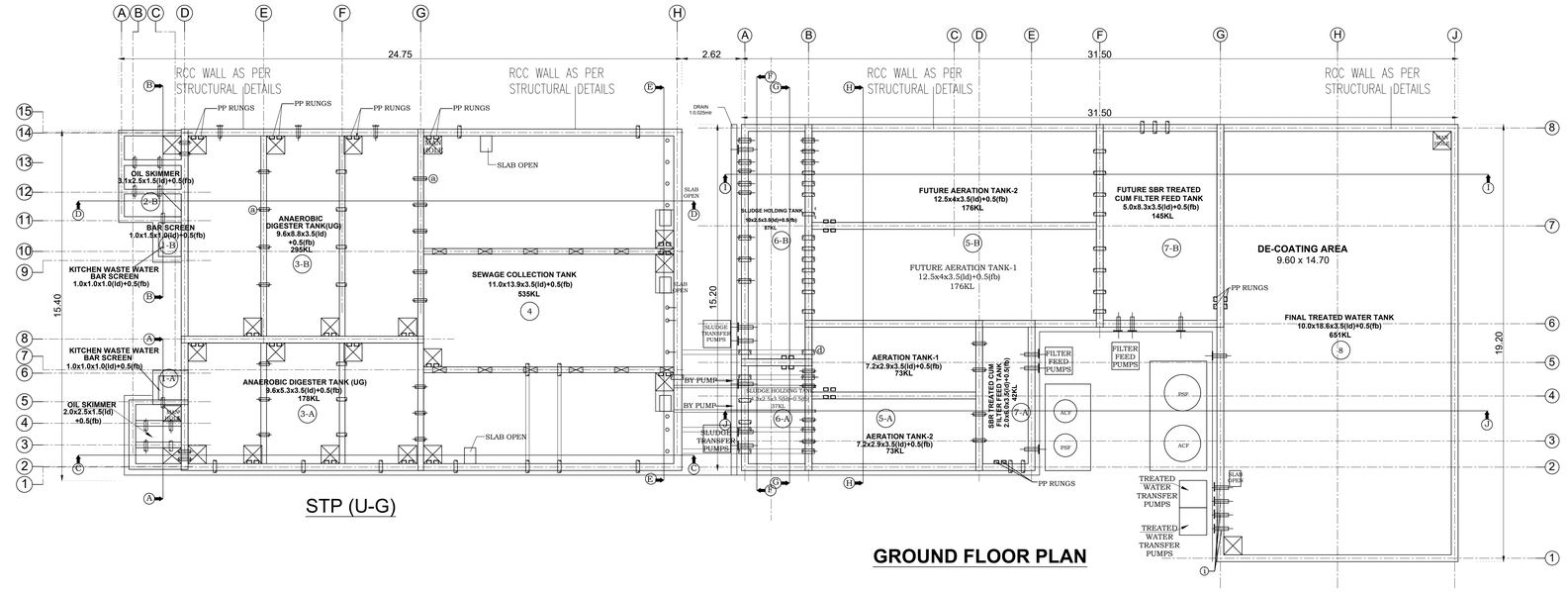

STP (U-G)

GROUND FLOOR PLAN

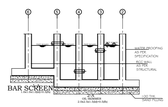

SECTION - AA

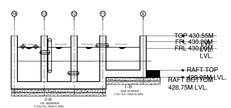

SECTION - BB

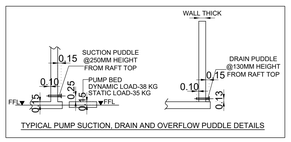

TYPICAL PUMP SUCTION, DRAIN AND OVERFLOW PUDDLE DETAILS

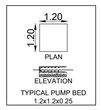

TYPICAL PUMP BED 1.2x1.2x0.25

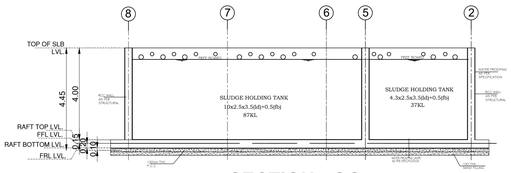

SECTION - GG

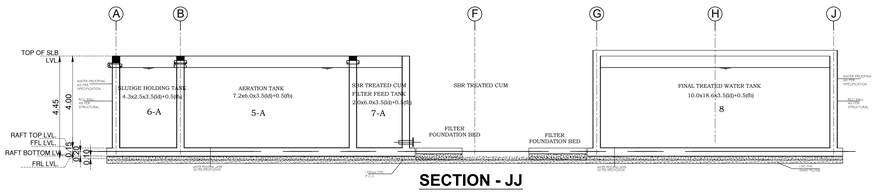

SECTION - JJ

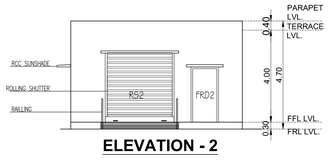

ELEVATION - 2

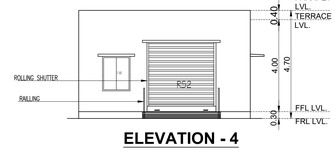

ELEVATION - 4

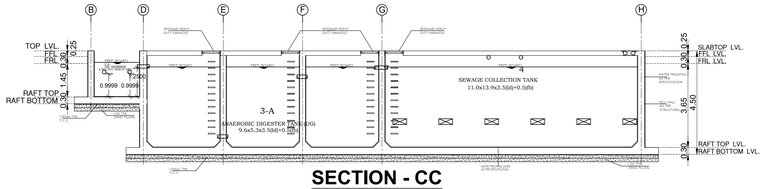

SECTION - CC

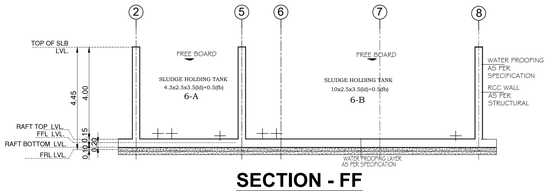

SECTION - FF

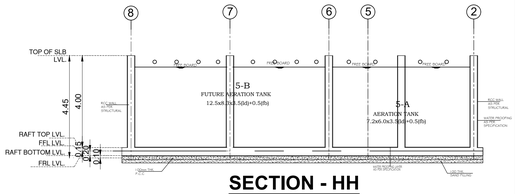

SECTION - HH

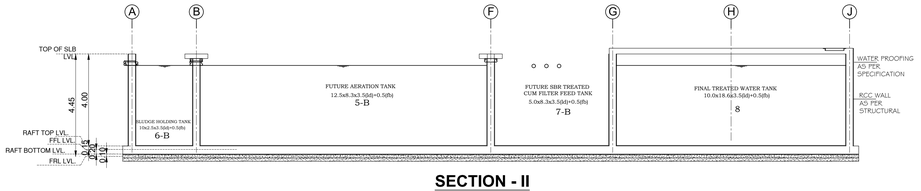

SECTION - II

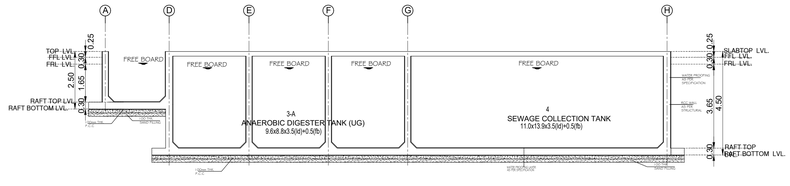

SECTION - DD

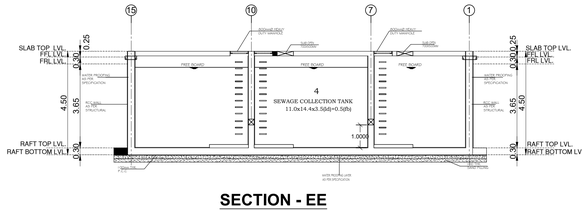

SECTION - EE

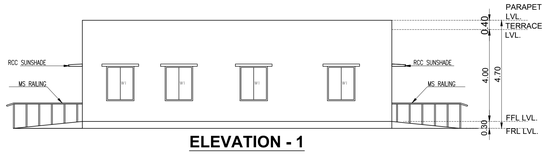

ELEVATION - 1



ELEVATION - 3

BLOCK -17	SHEET NO: 15 /18

PLAN SHOWING THE PROPOSED CONSTRUCTION OF FACTORY BUILDING FOR M/S OLA ELECTRIC TECHNOLOGIES PVT LTD; IN PLOT NO : 130, 131, 132, 133, 134, 135, 136, 137, 138, 139, 140, 141/B, IN S.F.NO: 143/1(pt); 144(pt); 148/1A(pt); 296; 297(pt); 298/1(pt), 2(pt), 3(pt); 299/1(pt), 2(pt); 300(pt), 301/1, 2; 302; 303/1, 2, 3; 304/1, 2(pt); 305(pt); 306(pt); 307/1, 2, 3, 4, 5, 6, 7; PARANADAPALLI VILLAGE IN S.F.NO: S.F.NO: 627; 628; 629/1, 2, 3, 4, 5, 6, 7, 8, 9, 10, 11, 12, 13, 14, 15; 630; 631/1, 2; 632/1A, 1B, 2B; 636; 637/1, 2; 638; 639(pt); 640(pt); 641(pt); 642(pt); 643(pt); 726(pt); BALETHOTTAM VILLAGE, IN S.F.NO: 1(pt); 5/1(pt), 2(pt), 3(pt), 4(pt); OLAPATTI VILLAGE, SIPCOT BARGUR, POCHAMPALLI TALUK, KRISHNAGIRI DISTRICT.

CATEGORY

MANUFACTURING OF " ELECTRIC TWO WHEELERS" INDUSTRY CLASSIFIED AS "RED"

NOTE : ALL DIMENSIONS AREA IN METER

SPECIFICATION :

FOUNDATION	:	RCC 1:11/2:3 M25 Concrete Column footing Laid Over sand filling and PCC 1:4:8.
RCC WORK	:	All Column, Beams, Roof Slab, Lintel,& Sunshade are in CC 1:11/2:3(M-25)
BRICKWORK	:	B.W in Basement & Superstructure are in CM 1:5.
JOINERY	:	Joineries are made with Steel (or) first class teak wood.
WEATHERING COURSE	:	9" x 9" Pressed Tiles laid over the Brick Jelly with Lime mortor and sloped with water proofing compound.
PLASTERING	:	Ceiling plastering with CM 1:3Inside & Outside walls are plastering with CM 1:4.
PAINTING	:	White washing with two coats over the one coat of primer for Ceiling.Colour washing with two coats over one coat of primer for all Walls.

JOINERY SCHEDULE

FRD2	1.20 x 2.40	FIRE RATED DOOR
RS1	3.00 x 2.50	ROLLING SHUTTER
RS2	3.00 x 3.00	ROLLING SHUTTER
W1	1.20 x 1.50	WINDOW

COLOUR INDEX :

EXISTING
PROPOSED
BOUNDARY
ROAD
DRIVEWAY

REFERENCE :

SCALE : 1:100
DATE : 02 MAY 2025

N W E S

MECHANICAL VENTILATION AND FIRE PROTECTION SYSTEM PROVIDED FOR ENTIRE BUILDING

APPLICANT :

V- Former
OLA ELECTRIC TECHNOLOGIES (I) P. LTD.

ARCHITECT / REGISTERED ENGINEER :

K. RAJENDRAN, PD.Arch,I.D
REGISTERED ARCHITECT
CA. 92 /15005
TVLR / RA / Gr-I / 2019 / 09 / 007
8A, Gangadeeswarar Koil Street,
Ondikuppam, Manavalanagar,
Thiruvallur - 602 002.

REGISTERED STRUCTURAL ENGINEER :

Er. M. ULAGANATHAN, M.E.,
REG STRUCTURAL ENGINEER GRADE-I
CMDA Reg. No. SE/GR-I/19/03/014
DTCP Reg.No.TVLR/RSE/GR-I/2019/07/002
34 / 83, Third Floor, Mandavelli Street
Chennai -600 028 Cell : 9841158368

BLOCK -15 (ETP SLUDGE)

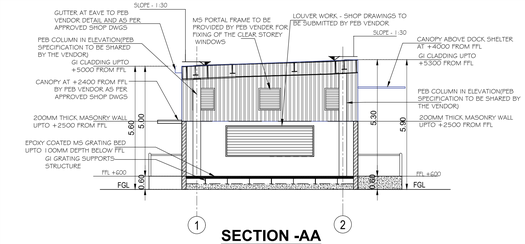

SECTION -AA

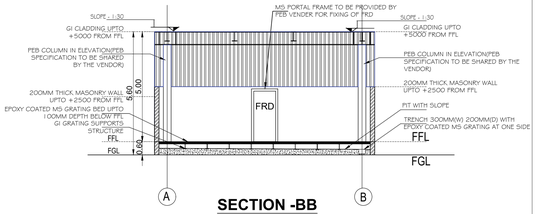

SECTION -BB

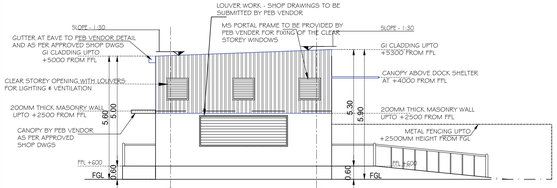

ELEVATION - 3

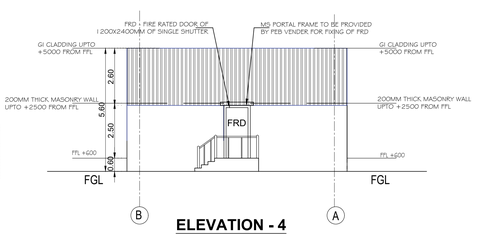

ELEVATION - 4

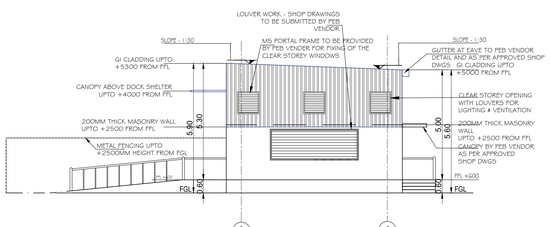

ELEVATION - 1

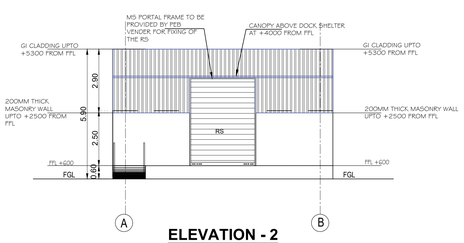

ELEVATION - 2

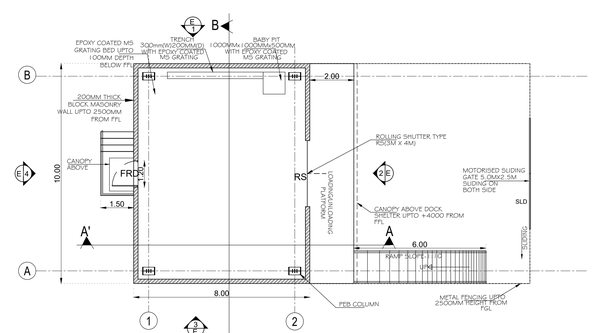

PAINT SLUDGE BANKER GROUND FLOOR PLAN

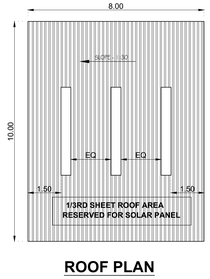

ROOF PLAN

JOINERY SCHEDULE		
RS	3.0 X 4.0M	ROLLING SHUTTER
FRD	1.2 X 2.4M	FIRE RATED DOOR WITH VISION PANEL (WITH PANIC BAR)

BLOCK -16 (PAINT SLUDGE BUNKER)

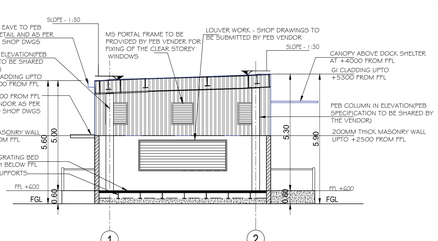

SECTION -AA

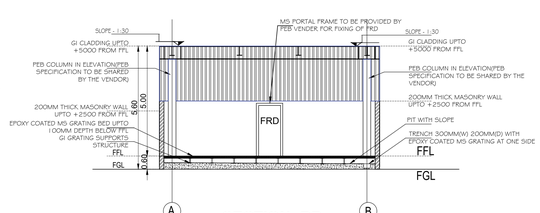

SECTION -BB

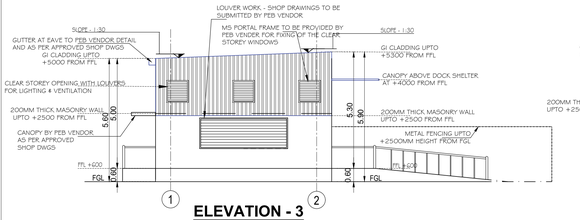

ELEVATION - 3

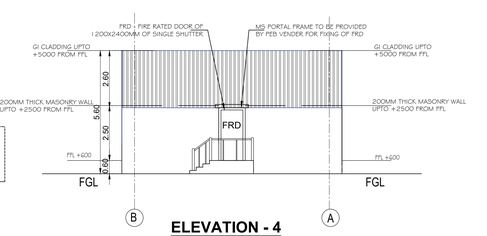

ELEVATION - 4

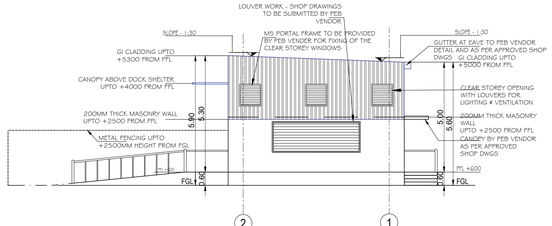

ELEVATION - 1

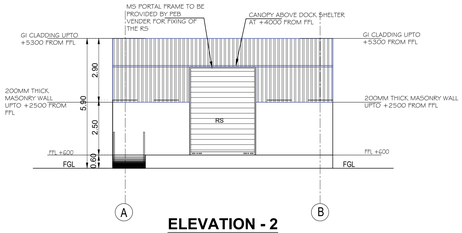

ELEVATION - 2

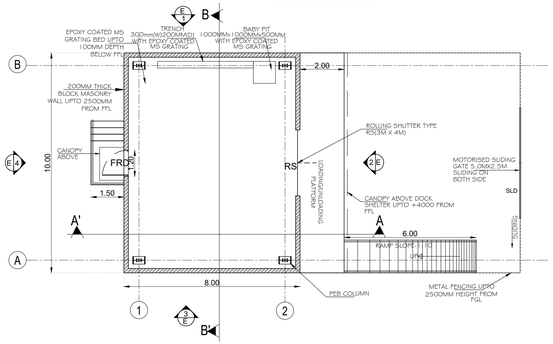

ETP SLUDGE BANKER GROUND FLOOR PLAN

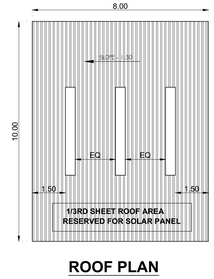

ROOF PLAN

JOINERY SCHEDULE		
RS	3.0 X 4.0M	ROLLING SHUTTER
FRD	1.2 X 2.4M	FIRE RATED DOOR WITH VISION PANEL (WITH PANIC BAR)

BLOCK - 15 & 16	SHEET NO: 16 /18

PLAN SHOWING THE PROPOSED CONSTRUCTION OF FACTORY BUILDING FOR M/S OLA ELECTRIC TECHNOLOGIES PVT LTD; IN PLOT NO : 130, 131, 132, 133, 134, 135, 136, 137, 138, 139, 140, 141/B, IN S.F.NO: 143/1(pt); 144(pt); 148/1A(pt); 296; 297(pt); 298/1(pt), 2(pt), 3(pt); 299/1(pt), 2(pt); 300(pt), 301/1, 2; 302; 303/1, 2, 3; 304/1, 2(pt); 305(pt); 306(pt); 307/1, 2, 3, 4, 5, 6, 7; PARANADAPALLI VILLAGE IN S.F.NO: S.F.NO: 627; 628; 629/1, 2, 3, 4, 5, 6, 7, 8, 9, 10, 11, 12, 13, 14, 15; 630; 631/1, 2; 632/1A, 1B, 2B; 636; 637/1, 2; 638; 639(pt); 640(pt); 641(pt); 642(pt); 643(pt); 726(pt); BALETHOTTAM VILLAGE, IN S.F.NO: 1(pt); 5/1(pt), 2(pt), 3(pt), 4(pt); OLAPATTI VILLAGE, SIPCOT BARGUR, POCHAMPALLI TALUK, KRISHNAGIRI DISTRICT.

CATEGORY

MANUFACTURING OF " ELECTRIC TWO WHEELERS" INDUSTRY CLASSIFIED AS "RED"

NOTE : ALL DIMENSIONS AREA IN METER

SPECIFICATION :

FOUNDATION	:	RCC 1:11/2:3 M25 Concrete Column footing Laid Over sand filling and PCC 1:4:8.
RCC WORK	:	All Column, Beams, Roof Slab, Lintel,& Sunshade are in CC 1:11/2:3(M-25)
BRICKWORK	:	B.W in Basement & Superstructure are in CM 1:5.
JOINERY	:	Joineries are made with Steel (or) first class teak wood.
WEATHERING COURSE	:	9" x 9" Pressed Tiles laid over the Brick Jelly with Lime mortor and sloped with water proofing compound.
PLASTERING	:	Ceiling plastering with CM 1:3Inside & Outside walls are plastering with CM 1:4.
PAINTING	:	White washing with two coats over the one coat of primer for Ceiling.Colour washing with two coats over one coat of primer for all Walls.

COLOUR INDEX :

PROPOSED
BOUNDARY
ROAD
DRIVEWAY

REFERENCE :

SCALE : 1:100

DATE : 02 MAY 2025

N W E S

MECHANICAL VENTILATION AND FIRE PROTECTION SYSTEM PROVIDED FOR ENTIRE BUILDING

APPLICANT :

V. Ramesh

OLA ELECTRIC TECHNOLOGIES (I) P. LTD.

ARCHITECT / REGISTERED ENGINEER :

K. RAJENDRAN, PD.Arch,I.D
REGISTERED ARCHITECT
CA /92 /15005
TVLR / RA / Gr-I / 2019 / 09 / 007
8A, Gangadeeswarar Koil Street,
Ondikuppam, Manavalanagar,
Thiruvallur - 602 002.

REGISTERED STRUCTURAL ENGINEER :

Er. M. ULAGANATHAN, M.E.,
REG STRUCTURAL ENGINEER GRADE-I
CMDA Reg. No. SE/GR-I/19/03/014
DTCP Reg.No.TVLR/RSE/GR-I/2019/07/002
34 / 83, Third Floor, Mandaveli Street
Chennai -600 028 Cell : 9841158366

BLOCK - 19 (SECURITY-1)

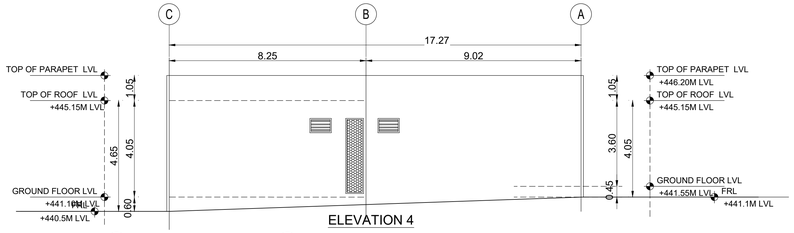

ELEVATION 4

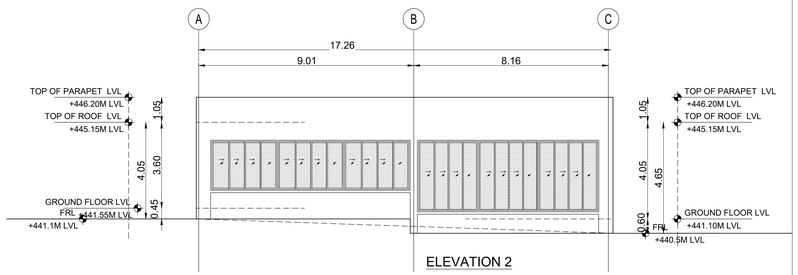

ELEVATION 2

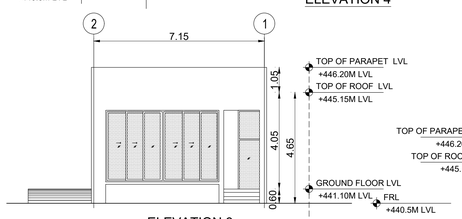

ELEVATION 3

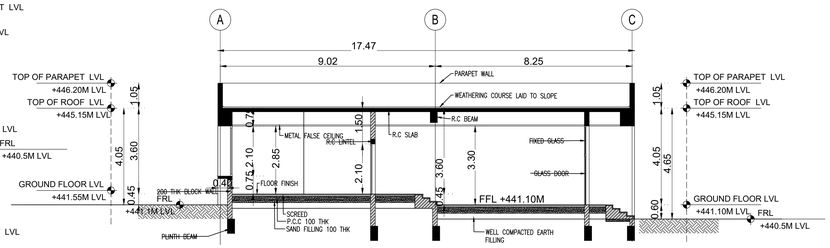

SECTION S1-S1

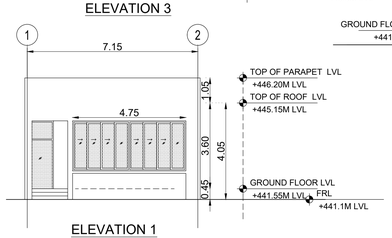

ELEVATION 1

SCHEDULE OF JOINERY		
TYPE	DESCRIPTION	SIZE
GD1	OPENABLE GLASS DOOR WITH FIXED GLASS	1.0 X 2.85m
GD2	OPENABLE GLASS DOOR WITH FIXED GLASS	1.0 X 3.3m
GD3	OPENABLE GLASS DOOR	1.0 X 2.1m
D1	WOODEN DOOR WITH VISION PANEL	0.9 X 2.1m
D2	TOILET DOOR	0.75 X 2.1m
SLW1	SLIDING WINDOW	8.365 X 2.1m
SLW2	SLIDING WINDOW	7.60 X 3.0m
SLW3	SLIDING WINDOW	4.750 X 2.1m
SLW4	SLIDING WINDOW	4.750 X 3.0m
FG	FIXED GLASS	1.5 X 1.35m
V	VENTILATOR	0.9 X 0.6m

BLOCK -20 & 21 (DRIVERS ROOMS)

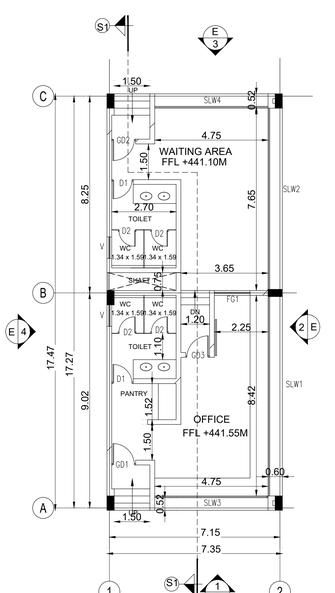

GROUND FLOOR PLAN

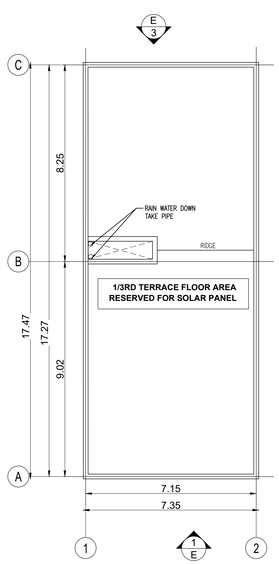

TERRACE FLOOR

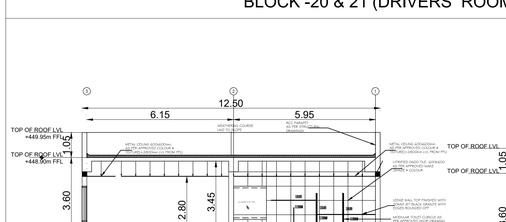

SECTION - S1

ELEVATION - A

SCHEDULE OF JOINERY		
TYPE	DESCRIPTION	SIZE
FD1	FLUSH DOOR WITH VISION PANEL	1.0 X 2.4m
SLW1	SLIDING WINDOW	2.6 X 1.5m
SLW2	SLIDING WINDOW	7.6 X 3.15m
V	VENTILATOR	0.9 X 0.6m

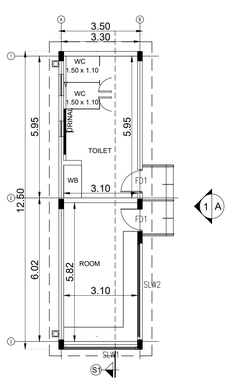

GROUND FLOOR PLAN

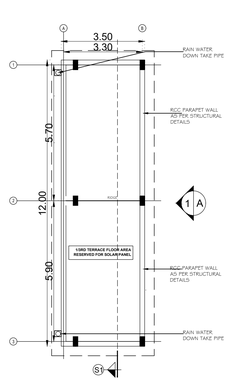

TERRACE FLOOR

BLOCK -22 (PANEL ROOMS)

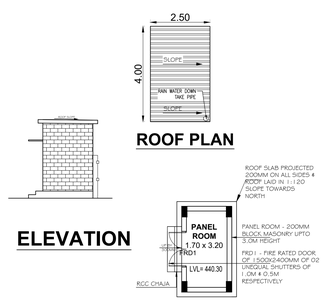

ROOF PLAN

ELEVATION

GROUND FLOOR PLAN

BLOCK -23, 24 & 25

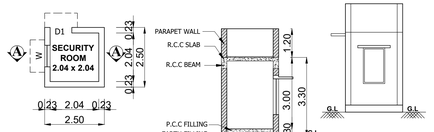

SECURITY ROOM PLAN - 2 ,3 &4

SECTION - AA'

ELEVATION

BLOCK - 26 (SCRAP YARD)



GROUND FLOOR PLAN

FRONT ELEVATION

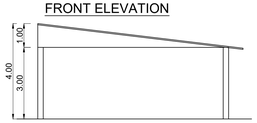

SECTION -"AA"

BLOCK - 27 (LAR & LCO TANK)

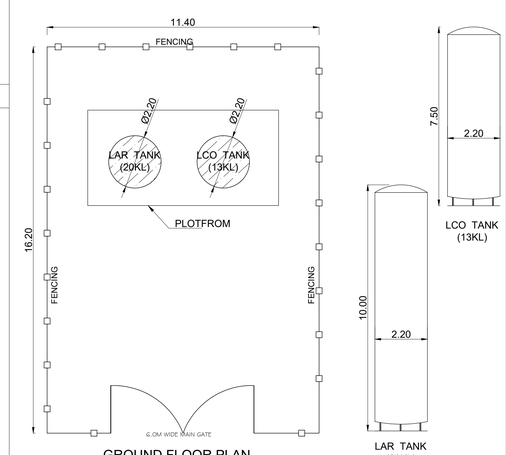

GROUND FLOOR PLAN

BLOCK - 19 TO 27	SHEET NO: 17/18

PLAN SHOWING THE PROPOSED CONSTRUCTION OF FACTORY BUILDING FOR M/S OLA ELECTRIC TECHNOLOGIES PVT LTD; IN PLOT NO : 130, 131, 132, 133, 134, 135, 136, 137, 138, 139, 140, 141/B, IN S.F.NO: 143/1(pt); 144(pt); 148/1A(pt); 296; 297(pt); 298/1(pt), 2(pt), 3(pt); 299/1(pt), 2(pt); 300(pt), 301/1, 2; 302; 303/1, 2, 3; 304/1, 2(pt); 305(pt); 306(pt); 307/1, 2, 3, 4, 5, 6, 7; PARANADAPALLI VILLAGE IN S.F.NO: S.F.NO: 627; 628; 629/1, 2, 3, 4, 5, 6, 7, 8, 9, 10, 11, 12, 13, 14, 15; 630; 631/1, 2; 632/1A, 1B, 2B; 636; 637/1, 2; 638; 639(pt); 640(pt); 641(pt); 642(pt); 643(pt); 726(pt); BALETHOTTAM VILLAGE, IN S.F.NO: 1(pt); 5/1(pt), 2(pt), 3(pt), 4(pt); OLAPATTI VILLAGE, SIPCOT BARGUR, POCHAMPALLI TALUK, KRISHNAGIRI DISTRICT.

NOTE : ALL DIMENSIONS AREA IN METER

SPECIFICATION :

FOUNDATION	:	RCC 1:11/2:3 M25 Concrete Column footing Laid Over sand filling and PCC 1:4:8.
RCC WORK	:	All Column, Beams, Roof Slab, Lintel,& Sunshade are in CC 1:11/2:3(M-25)
BRICKWORK	:	B.W in Basement & Superstructure are in CM 1:5.
JOINERY	:	Joineries are made with Steel (or) first class teak wood.
WEATHERING COURSE	:	9" x 9" Pressed Tiles laid over the Brick Jelly with Lime mortor and sloped with water proofing compound.
PLASTERING	:	Ceiling plastering with CM 1:3Inside & Outside walls are plastering with CM 1:4.
PAINTING	:	White washing with two coats over the one coat of primer for Ceiling.Colour washing with two coats over one coat of primer for all Walls.

COLOUR INDEX :	REFERENCE :
PROPOSED	SCALE : 1:100
BOUNDARY	DATE : 02 MAY 2025
ROAD	
DRIVEWAY	

MECHANICAL VENTILATION AND FIRE PROTECTION SYSTEM PROVIDED FOR ENTIRE BUILDING

APPLICANT :

V. Ramesh

OLA ELECTRIC TECHNOLOGIES (I) PVT. LTD.

ARCHITECT / REGISTERED ENGINEER :

K. RAJENDRAN, PD.Arch,I.D
REGISTERED ARCHITECT
CA. 92 /15005
TVLR / RA / Gr-I / 2019 / 09 / 007
8A, Gangadeeswarar Koil Street,
Ondikuppam, Manavalanagar,
Thiruvallur - 602 002.

REGISTERED STRUCTURAL ENGINEER :

Er. M. ULAGANATHAN, M.E.,
REG STRUCTURAL ENGINEER GRADE-I
CMDA Reg. No. SE/GR-I/19/03/014
DTCP Reg.No.TVLR/RSE/GR-I/2019/07/002
34 / 83, Third Floor, Mandaveli Street
Chennai -600 028 Cell : 9841158366

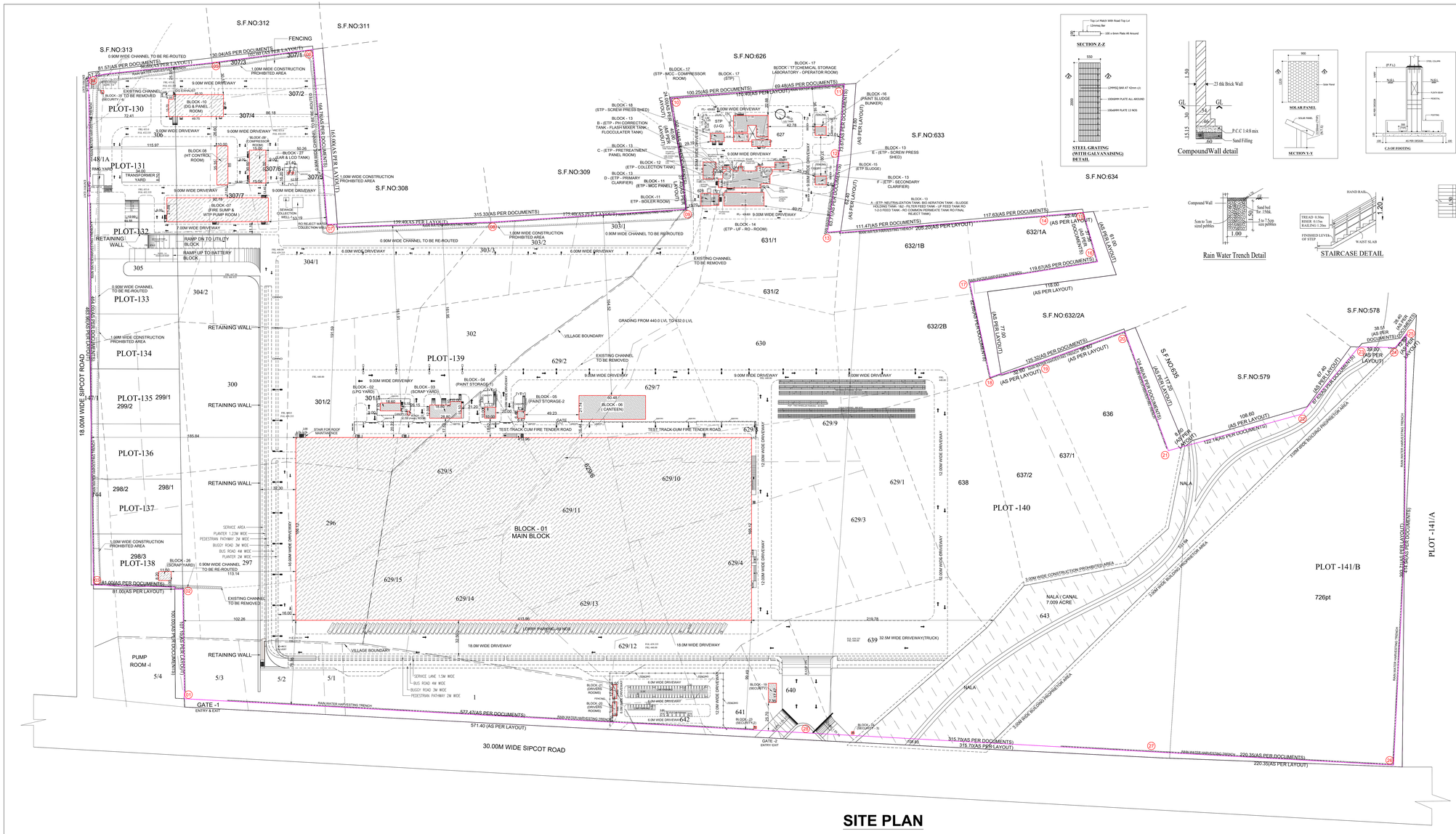

SITE PLAN
(SCALE = 1 : 1000)

SITE PLAN | SHEET NO: 18 /18

SITE PLAN SHOWING THE PROPOSED CONSTRUCTION OF FACTORY BUILDING FOR M/S OLA ELECTRIC TECHNOLOGIES PVT LTD; IN PLOT NO : 130, 131, 132, 133, 134, 135, 136, 137, 138, 139, 140, 141/B, IN S.F.NO: 143/1(pt); 144(pt); 148/1A(pt); 296; 297(pt); 298/1(pt), 2(pt), 3(pt); 299/1(pt), 2(pt); 300(pt), 301/1, 2; 302; 303/1, 2, 3; 304/1, 2(pt); 305(pt); 306(pt); 307/1, 2, 3, 4, 5, 6, 7; PARANADAPALLI VILLAGE IN S.F.NO: S.F.NO: 627; 628; 629/1, 2, 3, 4, 5, 6, 7, 8, 9, 10, 11, 12, 13, 14, 15; 630; 631/1, 2; 632/1A, 1B, 2B; 636; 637/1, 2; 638; 639(pt); 640(pt); 641(pt); 642(pt); 643(pt); 726(pt); BALETHOTTAM VILLAGE, IN S.F.NO: 1(pt); 5/1(pt), 2(pt), 3(pt), 4(pt); OLAPATTI VILLAGE, SIPCOT BARGUR, POCHAMPALLI TALUK, KRISHNAGIRI DISTRICT.

CATEGORY

MANUFACTURING OF " ELECTRIC TWO WHEELERS" INDUSTRY CLASSIFIED AS "RED"

NOTE : ALL DIMENSIONS AREA IN METRE

AREA STATEMENT DETAILS

SITE AREA AS PER DOCUMENT : 546163.742 SQ.M /134.96 ACRE

BUILDING AREA DETAILS :

S.NO	DESCRIPTION	FSI (SQ.M)	NON FSI (SQ.M)	BUILT UP AREA (SQ.M)
1	BLOCK-1(MAIN BLOCK)			
	GROUND FLOOR	68777.07	-	68777.07
	MEZZANINE FLOOR (OFFICE)	14410.39	-	14410.39
	TOTAL	83187.46	-	83187.46
2	BLOCK - 02 (LPG)			
	GROUND FLOOR	133.36	-	133.36
3	BLOCK - 03 (SCRAP YARD)			
	GROUND FLOOR	416.53	-	416.53
4	BLOCK - 04 (PAINT STORAGE-1)			
	GROUND FLOOR	135.03	-	135.03
5	BLOCK - 05 (PAINT STORAGE-2)			
	GROUND FLOOR	51.24	-	51.24
6	BLOCK - 06 (CANTEEN)			
	GROUND FLOOR	1314.84	-	1314.84
7	BLOCK -07 (FIRE SUMP & WTP PUMP ROOM)			
	GROUND FLOOR	1999.38	-	1999.38
8	BLOCK -08 (HT CONTROL ROOM)			
	GROUND FLOOR	353.56	-	353.56
9	BLOCK -09 (COMPRESSOR ROOM)			
	GROUND FLOOR	449.99	-	449.99
10	BLOCK -10 (DG & PANEL ROOM)			
	GROUND FLOOR	977.59	-	977.59
11	BLOCK -11 (ETP - BOILER ROOM)			
	GROUND FLOOR	51.50	-	51.50
	BLOCK - 11 (ETP - MCC PANEL)			
	GROUND FLOOR	104.04	-	104.04
12	BLOCK - 12 (ETP - COLLECTION TANK)			
	GROUND FLOOR	158.97	-	158.97
13	BLOCK - 13 A - (ETP - NEUTRALIZATION TANK- BIO AERATION TANK - SLUDGE HOLDING TANK- 1&2 - FILTER FEED TANK - UF FEED TANK - RO 1-2-3 FEED TANK - RO COMMON PERMEATE TANK RO FINAL REJECT TANK)			
	GROUND FLOOR	524.00	-	524.00
	B - (ETP - PH CORRECTION TANK - FLASH MIXER TANK - FLOCCULATER TANK)			
	GROUND FLOOR	16.32	-	16.32
	C - (ETP - PRETREATMENT PANEL ROOM)			
	GROUND FLOOR	31.52	-	31.52
	D - (ETP - PRIMARY CLARIFIER)			
	GROUND FLOOR	46.57	-	46.57
	E - (ETP - SCREW PRESS SHED)			
	GROUND FLOOR	105.34	-	105.34
	F -(ETP - SECONDARY CLARIFIER)			
	GROUND FLOOR	46.57	-	46.57
14	BLOCK - 14 (ETP - UF - RO - ROOM)			
	GROUND FLOOR	454.29	-	454.29
15	BLOCK -15 (ETP SLUDGE)			
	GROUND FLOOR	101.67	-	101.67
16	BLOCK -16 (PAINT SLUDGE BUNKER)			
	GROUND FLOOR	101.67	-	101.67
17	BLOCK - 17 (STP)			
	GROUND FLOOR	470.80	-	470.80
	BLOCK - 17 (CHEMICAL STORAGE LABORATORY - OPERATOR ROOM)			
	GROUND FLOOR	103.20	-	103.20
	BLOCK - 17 (STP - MCC - COMPRESSOR ROOM)			
	GROUND FLOOR	100.41	-	100.41
18	BLOCK - 18 (STP - SCREW PRESS SHED)			
	GROUND FLOOR	96.54	-	96.54
19	BLOCK - 19 (SECURITY-1)			
	GROUND FLOOR	128.49	-	128.49
20	BLOCK -20 (DRIVERS ROOMS-1)			
	GROUND FLOOR	43.75	-	43.75
21	BLOCK -21 (DRIVERS ROOMS-2)			
	GROUND FLOOR	43.75	-	43.75
22	BLOCK -22 (PANEL ROOMS)			
	GROUND FLOOR	7.56	-	7.56
23	BLOCK - 23 (SECURITY-2)			
	GROUND FLOOR	-	6.25	6.25
24	BLOCK - 24 (SECURITY - 3)			
	GROUND FLOOR	-	6.25	6.25
25	BLOCK - 25 (SECURITY - 4)			
	GROUND FLOOR	-	6.25	6.25
26	BLOCK - 26 (SCRAP YARD)			
	GROUND FLOOR	94.30	-	94.30
27	BLOCK - 27 (LAB & LCO TANK)			
	GROUND FLOOR	7.60	-	7.60
	TOTAL	91857.84	18.75	91876.59
	TOTAL F.S.I AREA = 91857.84 SQ.M			
	FLOOR SPACE INDEX = 91857.84 / 546163.74 = 0.168			

PARKING DETAILS :

DESCRIPTION	REQUIRED	PROVIDED
LORRY PARKING	89 NOS	89 NOS
CAR PARKING	69+(08PCP)=77NOS	69+(08PCP)=77NOS
TWO WHEELER PARKING	801 + 89 PCP = 890 NOS	801 + 89 PCP = 890 NOS
CYCLE PARKING	890 NOS	890 NOS

PARKING DIMENSIONS :

89 LORRY SLOT DIMENSION 3.60 x 10.00M
69 CAR PARKING SLOT DIMENSION 2.50 x 5.00M
08 PCP CAR PARKING SLOT DIMENSION 3.50 x 5.00M
890 TWO WHEELER PARKING SLOT DIMENSION 1.00 x 1.80M
890 CYCLE PARKING SLOT DIMENSION 0.56 x 1.80M

PARKING DETAILS :

WORKSHOP AREA : 66725.24 SQ.M
1 LORRY PARKING SPACE FOR EVERY 750.00 SQ.M
1 TWO WHEELER & CYCLE SPACE FOR EVERY 75.00 SQ.M
OFFICE AREA : 11466.12 SQ.M
1 CAR PARKING SPACE FOR EVERY 150.00 SQ.M

HORSE POWER DETAILS : 19190.026 HP

NO OF WORKERS DETAIL :

DESCRIPTION	MALE	FEMALE	TOTAL
FACTORY WORKERS	500	200	700

COLOUR INDEX : REFERENCE :

PROPOSED
BOUNDARY
ROAD
DRIVEWAY

SCALE : 1:1000
DATE : 02 MAY 2025

APPLICANT :

V- Power

ARCHITECT / REGISTERED ENGINEER :

K. RAJENDRAN,PD.Arch,I.D
REGISTERED ARCHITECT
CA /92 /15005
TVLR / RA / GI-I / 2019 / 09 / 007
8A, Gangadeeswarar Koil Street,
Ondikuppam, Manavalanagar,
Thiruvallur - 602 002.

REGISTERED STRUCTURAL ENGINEER :

Er. M. ULAGANATHAN, M.E.,
REG STRUCTURAL ENGINEER GRADE-I
CMDA Reg. No. SE/GR-I/19/03/914
DTCP Reg.No.TVL/R/SE/GR-I/20/19/07/002
34 / 63, Third Floor, Mandeveli Street
Chennai -600 028 Cell : 9841168366

THE LANDLENS SUITE

Eight ways to know a piece of land before you pay for it.

This report covers one part of the picture. These cover the rest, drawn from the same government records, for any property in Tamil Nadu.

LandLens One
Ask anything about a property and get an answer grounded in live government records, with the sources shown.
/landlens/one

Verify My Land
Every record check run on one property and returned as a single report.
/landlens/verify-my-land

Legal Opinion
An advocate's written opinion on the title, built on the records we pull for it.
/landlens

One Map
Every layer on one map: the parcel, its boundary, zoning, water bodies and what sits around it.
/landlens/one/map

PriceMap
What land actually changed hands for around this plot, taken from the registered deeds.
/landlens/pricemap

Build Scope
What you are allowed to build here: floor space, height, coverage and setbacks.
/landlens/build-scope

Property Tracker
Watch a property and hear about it when something new is registered against it.
/landlens/property-tracker

Deal Room
Run the transaction in one place: documents, stamping, signatures and the parties.
/landlens/deal-room

FREE TOOLS · NO ACCOUNT NEEDED

Twenty-four checks you can run yourself, at no cost.

Records and verification

The registers themselves, read for you.

- Encumbrance Certificate
- Patta and Chitta
- Field Measurement Sketch
- EC Analyzer
- Bank charge check
- Court case search
- Seller background check
- Approval check by survey

Value and duty

What it is worth and what it costs to register.

- Guideline value by street
- Guideline value by survey
- Stamp duty and registration fees
- Capital gains
- Floor space index
- Area unit converter

Zoning and land use

What the plan says can happen on this land.

- Land use zone finder
- CMDA land use check
- Coastal regulation zone
- Master plan check
- Water bodies finder
- Airport height clearance

Registers and directories

Who holds it, and which office keeps the record.

- Find your registering office
- Temple property check
- Waqf property check
- RERA register

Every free tool
/tools

Services we run for you
/services

The LandLens suite
/landlens/one

Verified RealEstate™

Every claim in this document traces back to a government record.

- Legal opinions, due diligence and title verification
- Building plan, layout and sub-division approvals
- Completion and occupancy certificates, regularisation
- Escrow, negotiation and NRI property management
- Land survey, soil testing, architecture and construction

Verified RealEstate
3/350/2 Mettukuppam,
OMR Thoraipakkam,
Chennai 600 097, India
hello@verified.realestate
+91 9996 12 9996

Prepared from the registers named on the page each finding sits on. Where a register could not be read, this document says so in its place rather than leaving the gap to be read as a clean result.