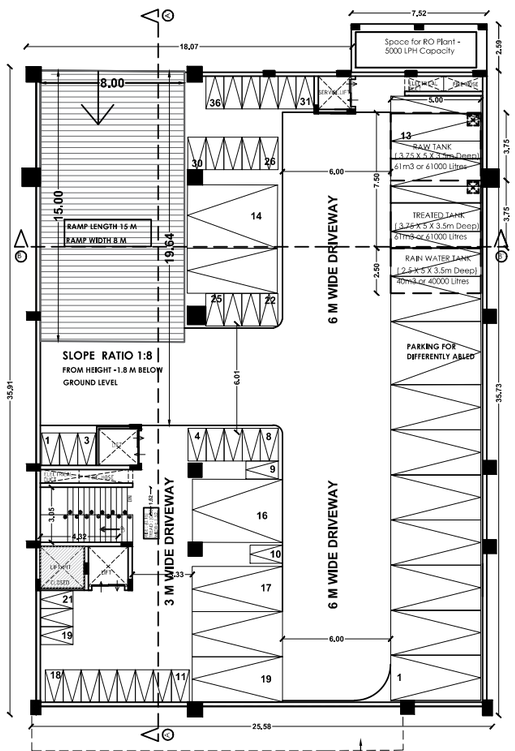

BASEMENT FLOOR PLAN

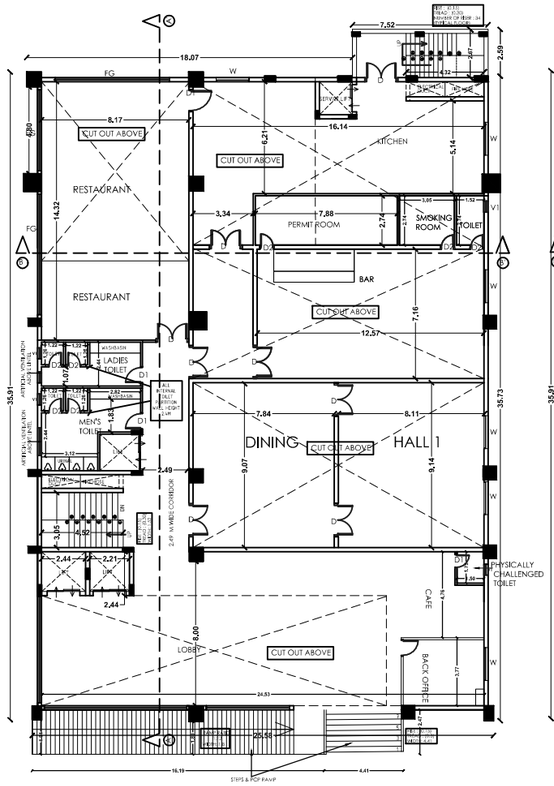

GROUND FLOOR PLAN

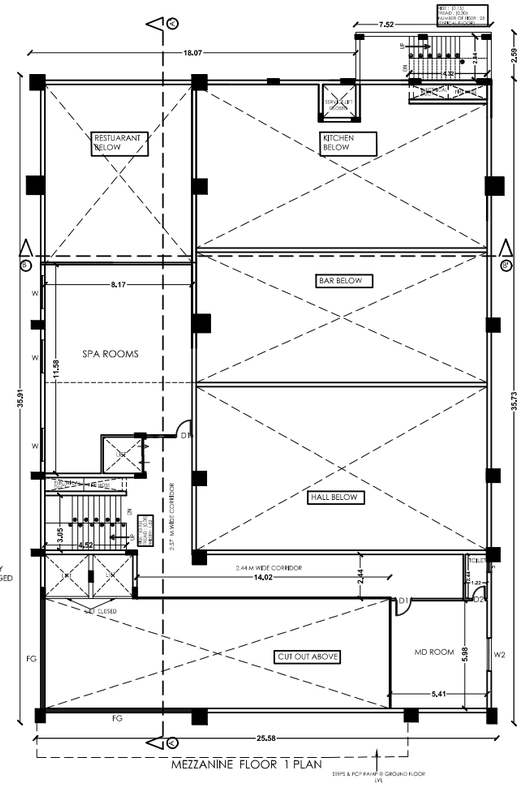

MEZZANINE FLOOR 1 PLAN

GROUND FLOOR AREA DETAIL		
S.NO	DESCRIPTION	AREA IN Sq.m
1.	RESTAURANT	116.99
2.	KITCHEN	100.20
3.	BAR	90.03
4.	HALL 1	74.12
5.	LOBBY, BACKOFFICE	209.24
6.	DINING	71.10

FIRST FLOOR AREA DETAIL		
S.NO	DESCRIPTION	AREA IN Sq.m
1.	DINNING	243.65
2.	HALL 2	332.90
3.	BANQUET LOBBY	49.83
4.	SERVICE ROOM	16.88
5.	TOILETS	48.00

SECOND FLOOR AREA DETAIL		
S.NO	DESCRIPTION	AREA IN Sq.m
1.	ROOM NO 1	23.69/Each
2.	ROOM NO 2-7	20.50/Each
3.	SWIMMING POOL AREA	59.20
4.	SWIMMING POOL DECK AREA	147.86
5.	DINNING	69.45
6.	PUMB ROOM FOR SWIMMING POOL	15.26
7.	TOILETS	40.53
	BANQUET SHOP	18.18

THIRD FLOOR AREA DETAIL		
S.NO	DESCRIPTION	AREA IN Sq.m
1.	ROOM NO 1,14	23.69/Each
2.	ROOM NO 2-13	20.50/Each
3.	CONFERENCE ROOM	29.48
4.	SERVICE ROOM	15.26

MEZZANINE FLOOR - 2 AREA DETAIL		
S.NO	DESCRIPTION	AREA IN Sq.m
1.	MINI BOARD ROOM	19.97
2.	ROOM NO 1-4	19.04
3.	SERVICE ROOM - 1	16.56
4.	SERVICE ROOM - 2	17.75

MEZZANINE FLOOR - 1 AREA DETAIL		
S.NO	DESCRIPTION	AREA IN Sq.m
1.	M D ROOM	32.35
2.	SPA ROOM	94.60

FOURTH & FIFTH FLOOR AREA DETAIL		
S.NO	DESCRIPTION	AREA IN Sq.m
1.	ROOM NO 1,14	23.69/Each
2.	ROOM NO 2-13	20.50/Each
3.	CONFERENCE ROOM	29.48
4.	SERVICE ROOM	15.26
5.	REFUGE ROOM	15.70

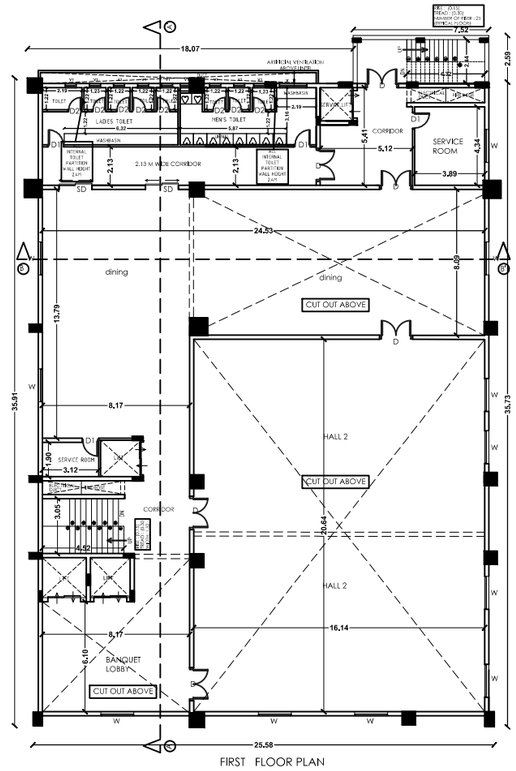

FIRST FLOOR PLAN

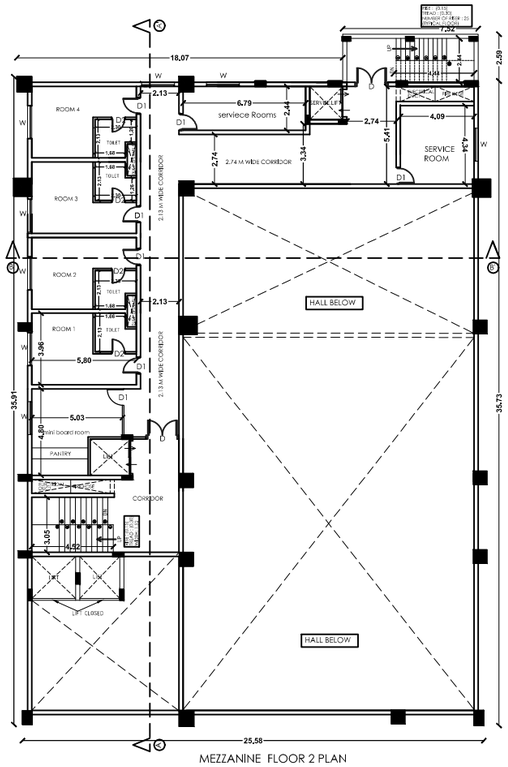

MEZZANINE FLOOR 2 PLAN

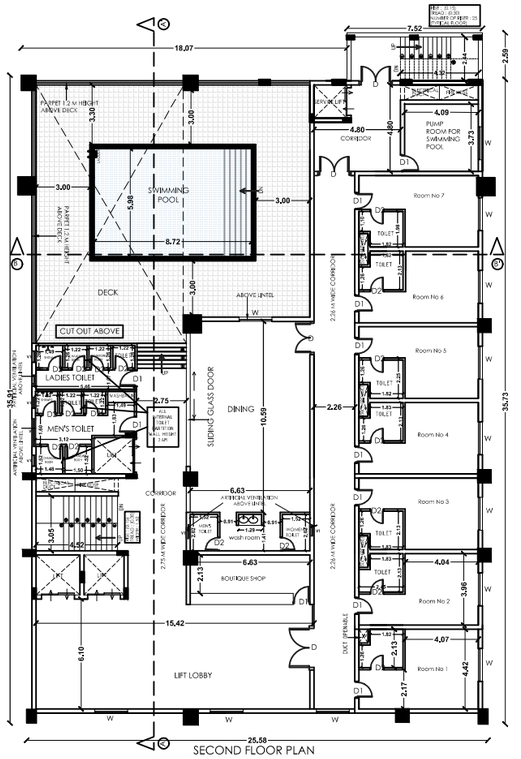

SECOND FLOOR PLAN

SITE PLAN SHOWING THE PROPOSED CONSTRUCTION OF A HOTEL BUILDING IN S.NO :-31/14A & 31/13B, MANGALAKUDI VILLAGE, MADURAI EAST TALUK, MADURAI.

SITE AREA:-

AS PER PLR	-	2654.27 Sq.m
AS PER DOCUMENT	-	2654.27 Sq.m
SUPER IMPOSED PLOT BOUNDARY	-	2654.27 Sq.m

SCALE : 1 : 100

AREA DETAILS

S.NO	DESCIPTION	FSI Sq.m	NON FSI Sq.m	TOTAL BUILT UP AREA Sq.m
1.	BASEMENT FLOOR	-	904.84	904.84
2.	GROUND FLOOR	895.00	6.71	901.71
3.	FIRST FLOOR	894.23	6.74	900.97
4.	SECOND FLOOR	891.90	9.8	901.70
5.	THIRD FLOOR	700.92	12.84	713.76
6.	FOURTH FLOOR	782.31	13.72	796.03
7.	FIFTH FLOOR	782.19	13.59	795.78
8.	MEZZANINE FLOOR-1	227.23	3.24	230.47
9.	MEZZANINE FLOOR-2	338.36	8.67	347.03
10.	HEAD ROOM AREA	-	90.92	90.92
11.	METER ROOM	11.52	-	11.52
	TOTAL	5523.66	1071.07	6594.73

FLOOR SPACE INDEX:

$= \frac{\text{TOTAL BUILTUP AERA AS PER FSI RULES}}{\text{SITE AREA}} = \frac{5523}{2654.27} = 2.1 < 2.7$

PLOT COVERAGE AREA:

$= \frac{\text{MAXIMUM ONE FLOOR AREA}}{\text{SITE EXTENT}} \times 100 = \frac{905}{2654.27} \times 100 = 34\ \% < 50\ \%$

PARKING DETAILS	REQUIRED	PROVIDED
CAR PARKING	40 NOS	40 NOS
TWO WHEELER PARKING	69 NOS	69 NOS
CYCLE PARKING AREA(sq.m.)	-	-

COLOUR INDEX:

EXISTING ROAD | SITE BOUNDARY

PROPOSED BUILDING | DRIVE WAY

HEIGHT OF BUILDING(ROOF SLAB) – 28.65 m

JOINERY DETAILS

	DESCRIPTION	SIZE IN METER
MD	T.W PANELLED MAIN DOOR	1.80 X 2.40
D	T.W PANELLED DOOR	1.00 X 2.10
D1	T.W PANELLED DOOR	0.90 X 2.10
D2	T.W PANELLED DOOR	0.75 X 2.10
D3	T.W PANELLED DOOR	1.20 X 2.10
SD	SLIDING DOOR	1.20 X 2.10
FD	FIRE DOOR	1.20 X 2.10
W	AL.GLAZED WINDOW	1.50 X 1.20
W1	AL.GLAZED WINDOW	0.60 X 1.20
W2	AL.GLAZED WINDOW	1.20 X 1.20
KW	KITCHEN WINDOW	1.50 X 1.05
KW1	KITCHEN WINDOW	0.90 X 1.05
KW2	KITCHEN WINDOW	0.80 X 0.90
SW	STAIRCASE WINDOW	1.50 X 1.05
V	T.W GLAZED VENTILATOR	0.60 X 0.60
L.D	LIFT DOOR	1.20 X 2.13

NOTES

1. All dimensions are in m.
2. Fugyred dimesions shall be followed.
3. Columns, beams, foundations, etc may be adopted as per structural design
4. For reference File no:
5. For reference Site Plan:
6. ALL Dimensions are in Meter

APPLICANT

Ar.PAVITHRAN,B.Arch.,
ARCHITECT - CA / 2021 / 134126
ARCHITECT

Er.C.KARTHIK, M.Tech (Structures), MIE
REG. STRUCTURAL ENG. GR-I SE.0612022
PROFESSIONAL CONSULTANTS
TRICHY-MADURAI-2
PH 9566489909
ENGINEER

Er.K.KARTHIKAI KUMAR, B.E.,
M.M.I.REG.No.28/2020
69, V.R.S. Complex, Sivaganga Main Road,
Near Anna Bus Stand, MADURAI-20.
CONSTRUCTION ENGINEER

D1

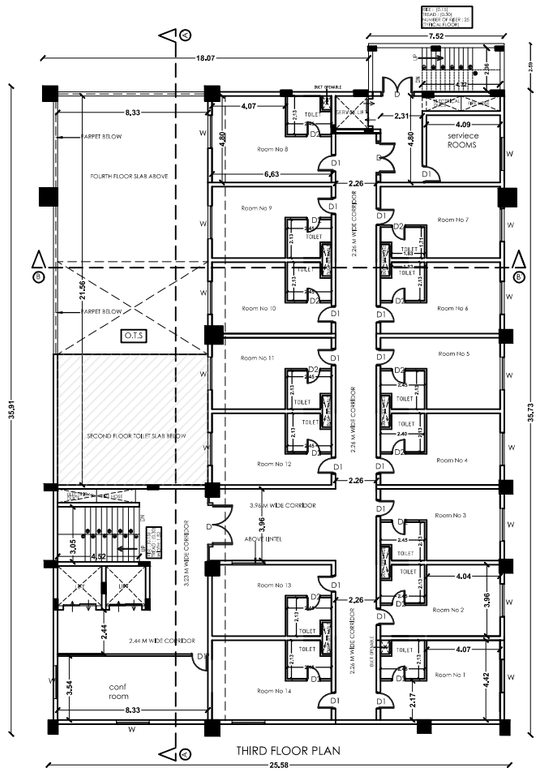

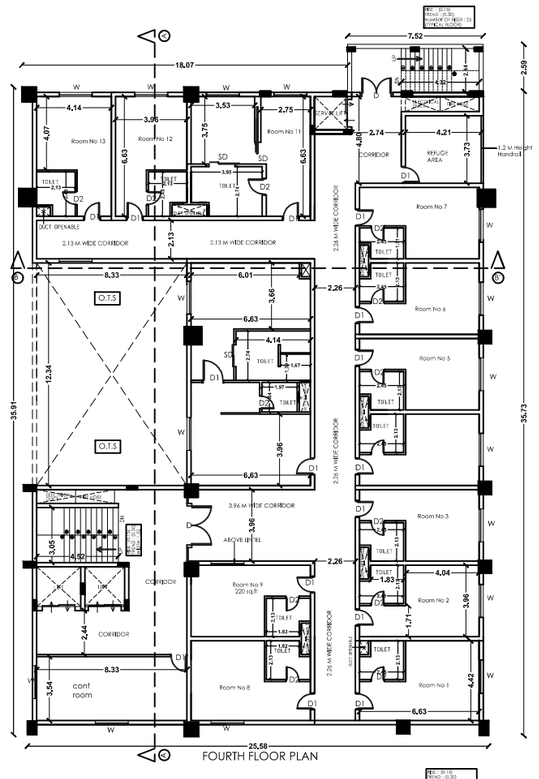

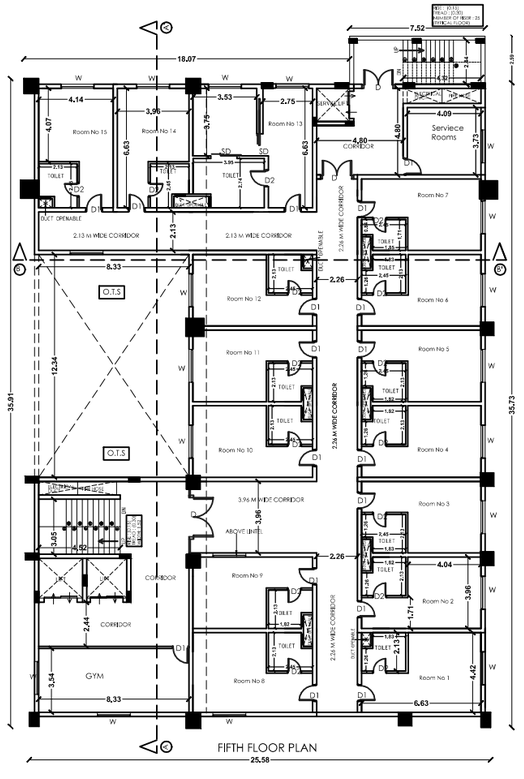

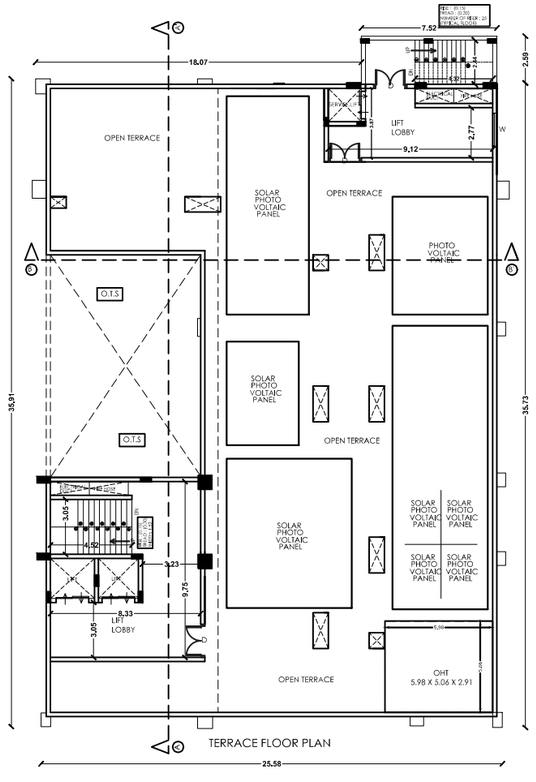

FOURTH & FIFTH FLOOR AREA DETAIL		
S.NO	DESCRIPTION	AREA IN Sq.m
1.	ROOM NO 1,14	23.69/Each
2.	ROOM NO 2-13	20.50/Each
3.	CONFERENCE ROOM	29.48
4.	SERVICE ROOM	15.26
5.	REFUGE ROOM	15.70

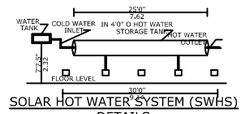

SOLAR HOT WATER SYSTEM (SWHS) DETAILS

SITE PLAN SHOWING THE PROPOSED CONSTRUCTION OF A HOTEL BUILDING IN S.NO :-31/14A & 31/13B, MANGALAKUDI VILLAGE, MADURAI EAST TALUK, MADURAI.

SITE AREA:-

AS PER PLR	- 2654.27 Sq.m
AS PER DOCUMENT	- 2654.27 Sq.m
SUPER IMPOSED PLOT BOUNDARY	- 2654.27 Sq.m

SCALE : 1 : 100

AREA DETAILS

S.NO	DESCIPTION	FSI Sq.m	NON FSI Sq.m	TOTAL BUILT UP AREA Sq.m
1.	BASEMENT FLOOR	-	904.84	904.84
2.	GROUND FLOOR	895.00	6.71	901.71
3.	FIRST FLOOR	894.23	6.74	900.97
4.	SECOND FLOOR	891.90	9.8	901.70
5.	THIRD FLOOR	700.92	12.84	713.76
6.	FOURTH FLOOR	782.31	13.72	796.03
7.	FIFTH FLOOR	782.19	13.59	795.78
8.	MEZZANINE FLOOR-1	227.23	3.24	230.47
9.	MEZZANINE FLOOR-2	338.36	8.67	347.03
10.	HEAD ROOM AREA	-	90.92	90.92
11.	METER ROOM	11.52	-	11.52
	TOTAL	5523.66	1071.07	6594.73

FLOOR SPACE INDEX:

$= \frac{\text{TOTAL BUILTUP AERA AS PER FSI RULES}}{\text{SITE AREA}}$

$= \frac{5523}{2654.27} = 2.1 < 2.7$

PLOT COVERAGE AREA:

$= \frac{\text{MAXIMUM ONE FLOOR AREA}}{\text{SITE EXTENT}} \times 100$

$= \frac{905}{2654.27} \times 100 = 34\ \% < 50\ \%$

PARKING DETAILS	REQUIRED	PROVIDED
CAR PARKING	40 NOS	40 NOS
TWO WHEELER PARKING	69 NOS	69 NOS
CYCLE PARKING AREA(sq.m.)	-	-

COLOUR INDEX:

EXISTING ROAD | SITE BOUNDARY

PROPOSED BUILDING | DRIVE WAY

HEIGHT OF BUILDING(ROOF SLAB) – 28.65 m

JOINERY DETAILS

	DESCRIPTION	SIZE IN METER
MD	T.W PANELLED MAIN DOOR	1.80 X 2.40
D	T.W PANELLED DOOR	1.00 X 2.10
D1	T.W PANELLED DOOR	0.90 X 2.10
D2	T.W PANELLED DOOR	0.75 X 2.10
D3	T.W PANELLED DOOR	1.20 X 2.10
SD	SLIDING DOOR	1.20 X 2.10
FD	FIRE DOOR	1.20 X 2.10
W	AL.GLAZED WINDOW	1.50 X 1.20
W1	AL.GLAZED WINDOW	0.60 X 1.20
W2	AL.GLAZED WINDOW	1.20 X 1.20
KW	KITCHEN WINDOW	1.50 X 1.05
KW1	KITCHEN WINDOW	0.90 X 1.05
KW2	KITCHEN WINDOW	0.80 X 0.90
SW	STAIRCASE WINDOW	1.50 X 1.05
V	T.W GLAZED VENTILATOR	0.60 X 0.60
L.D	LIFT DOOR	1.20 X 2.13

NOTES

1. All dimensions are in m.
2. Fugyred dimesions shall be followed.
3. Columns, beams, foundations, etc may be adopted as per structural design
4. For reference File no:
5. For reference Site Plan:
6. ALL Dimensions are in Meter

APPLICANT

Ar.PAVITHRAN,B.Arch.,
ARCHITECT - CA / 2021 / 134126
ARCHITECT

Er.C.KARTHIK, M Tech (Structures) ME
REG STRUCTURAL ENG GrI: SE.862022
PRODESIGN CONSULTANTS
TALLAKULAM MADURAI-2
PH 9944489969
ENGINEER

Er.K.KARTHIKAI KUMAR, B.E.
MPA / PE(I) 08/2020
652, V.P.S. Complex, Sivaganga Main Road,
Near Anna Bus Stand, MADURAI-20
CONSTRUCTION ENGINEER

D2

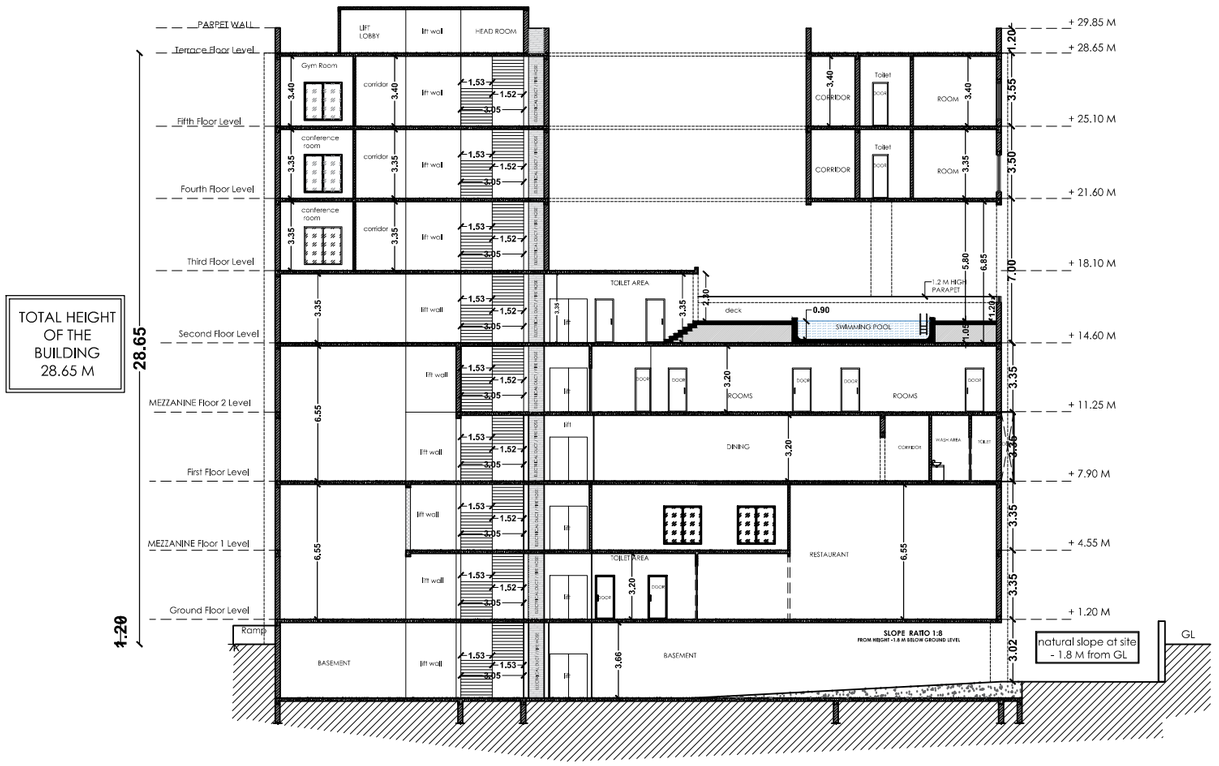

SECTION AA'

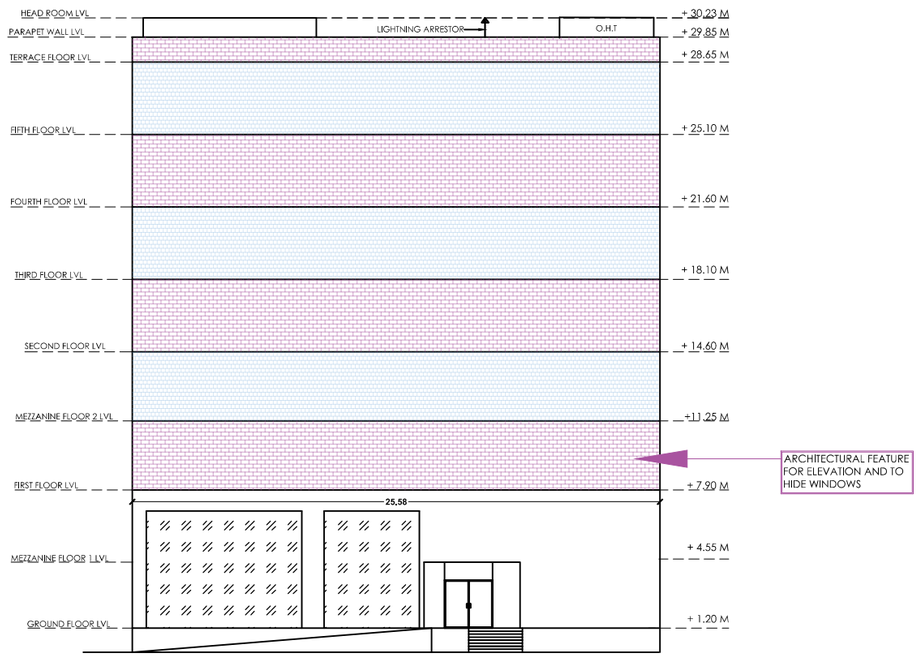

ELEVATION

SITE PLAN SHOWING THE PROPOSED CONSTRUCTION OF A HOTEL BUILDING IN S.NO :-31/14A & 31/13B, MANGALAKUDI VILLAGE, MADURAI EAST TALUK, MADURAI.

SITE AREA:-

AS PER PLR	- 2654.27 Sq.m
AS PER DOCUMENT	- 2654.27 Sq.m
SUPER IMPOSED PLOT BOUNDARY	- 2654.27 Sq.m

SCALE : 1 : 100

AREA DETAILS

S.NO	DESCIPTION	FSI Sq.m	NON FSI Sq.m	TOTAL BUILT UP AREA Sq.m
1.	BASEMENT FLOOR	-	904.84	904.84
2.	GROUND FLOOR	895.00	6.71	901.71
3.	FIRST FLOOR	894.23	6.74	900.97
4.	SECOND FLOOR	891.90	9.8	901.70
5.	THIRD FLOOR	700.92	12.84	713.76
6.	FOURTH FLOOR	782.31	13.72	796.03
7.	FIFTH FLOOR	782.19	13.59	795.78
8.	MEZZANINE FLOOR-1	227.23	3.24	230.47
9.	MEZZANINE FLOOR-2	338.36	8.67	347.03
10.	HEAD ROOM AREA	-	90.92	90.92
11.	METER ROOM	11.52		11.52
	TOTAL	5523.66	1071.07	6594.73

FLOOR SPACE INDEX:

$= \frac{\text{TOTAL BUILTUP AERA AS PER FSI RULES}}{\text{SITE AREA}}$

$= \frac{5523}{2654.27} = 2.1 < 2.7$

PLOT COVERAGE AREA:

$= \frac{\text{MAXIMUM ONE FLOOR AREA}}{\text{SITE EXTENT}} \times 100$

$= \frac{905}{2654.27} \times 100 = 34\ \% < 50\ \%$

PARKING DETAILS	REQUIRED	PROVIDED
CAR PARKING	40 NOS	40 NOS
TWO WHEELER PARKING	69 NOS	69 NOS
CYCLE PARKING AREA(sq.m.)	-	-

COLOUR INDEX:

EXISTING ROAD | SITE BOUNDARY

PROPOSED BUILDING | DRIVE WAY

HEIGHT OF BUILDING(ROOF SLAB) – 28.65 m

JOINERY DETAILS

	DESCRIPTION	SIZE IN METER
MD	T.W PANELLED MAIN DOOR	1.80 X 2.40
D	T.W PANELLED DOOR	1.00 X 2.10
D1	T.W PANELLED DOOR	0.90 X 2.10
D2	T.W PANELLED DOOR	0.75 X 2.10
D3	T.W PANELLED DOOR	1.20 X 2.10
SD	SLIDING DOOR	1.20 X 2.10
FD	FIRE DOOR	1.20 X 2.10
W	AL.GLAZED WINDOW	1.50 X 1.20
W1	AL.GLAZED WINDOW	0.60 X 1.20
W2	AL.GLAZED WINDOW	1.20 X 1.20
KW	KITCHEN WINDOW	1.50 X 1.05
KW1	KITCHEN WINDOW	0.90 X 1.05
KW2	KITCHEN WINDOW	0.80 X 0.90
SW	STAIRCASE WINDOW	1.50 X 1.05
V	T.W GLAZED VENTILATOR	0.60 X 0.60
L.D	LIFT DOOR	1.20 X 2.13

NOTES

1. All dimensions are in m.
2. Fugyred dimesions shall be followed.
3. Columns, beams, foundations, etc may be adopted as per structural design
4. For reference File no:
5. For reference Site Plan:
6. ALL Dimensions are in Meter

APPLICANT

ARCHITECT

Ar.PAVITHRAN,B.Arch.,
ARCHITECT - CA / 2021 / 134128

ENGINEER

Er.C.KARTHIK, M.Tech (Structures) ME
REG. STRUCTURAL ENG. (I)(M) : SE.M/2022
PROFESSIONAL CONSULTANTS
TALLAKULAM MADURAI-2
PH 9944489989

CONSTRUCTION ENGINEER

Er.K.KARTHIKAI KUMAR, B.E.,
ML/PA/RE(I).08/2020
652 V.R.S Complex, Sivaganga Main Road,
Near Anna Bus Stand, MADURAI-20

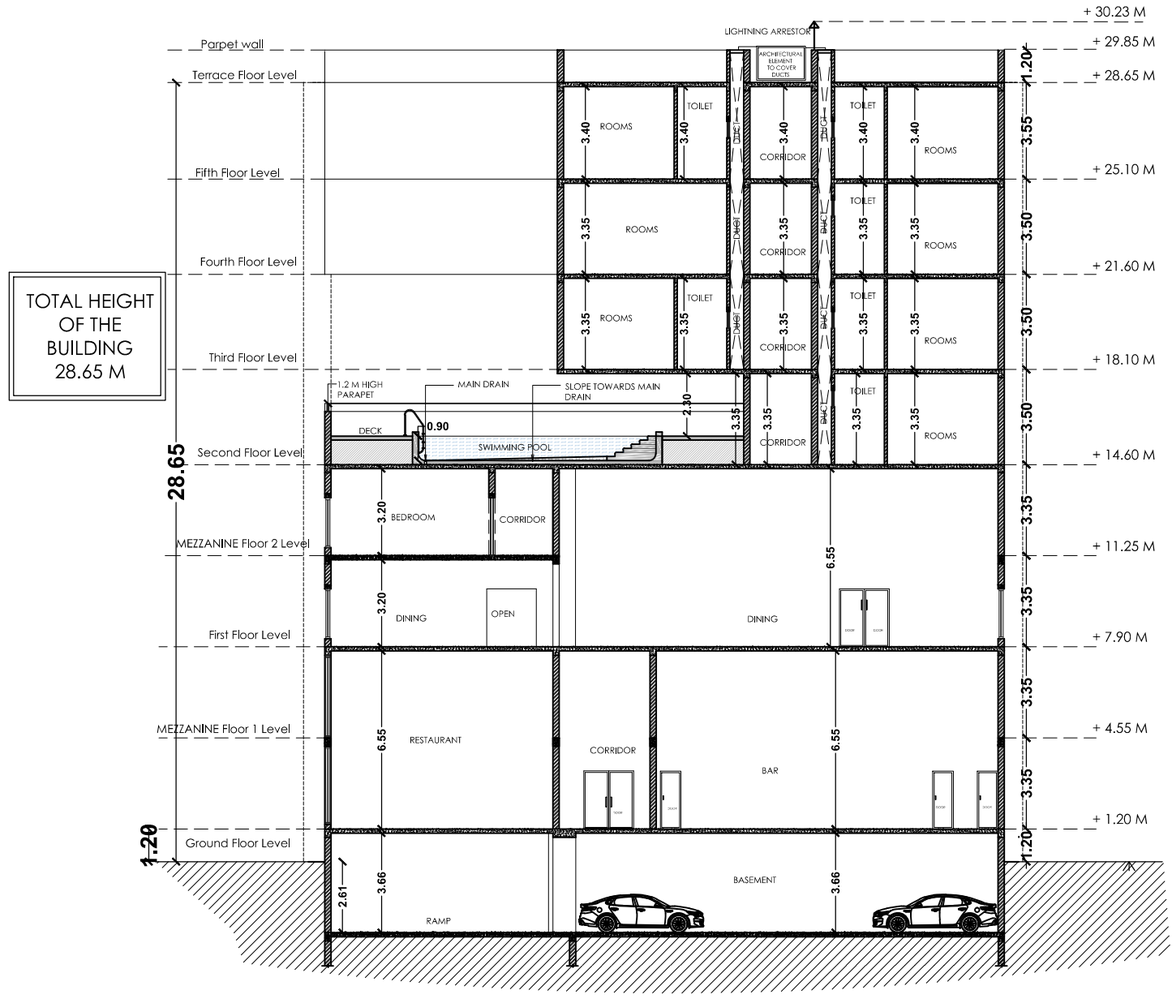

SECTION BB'

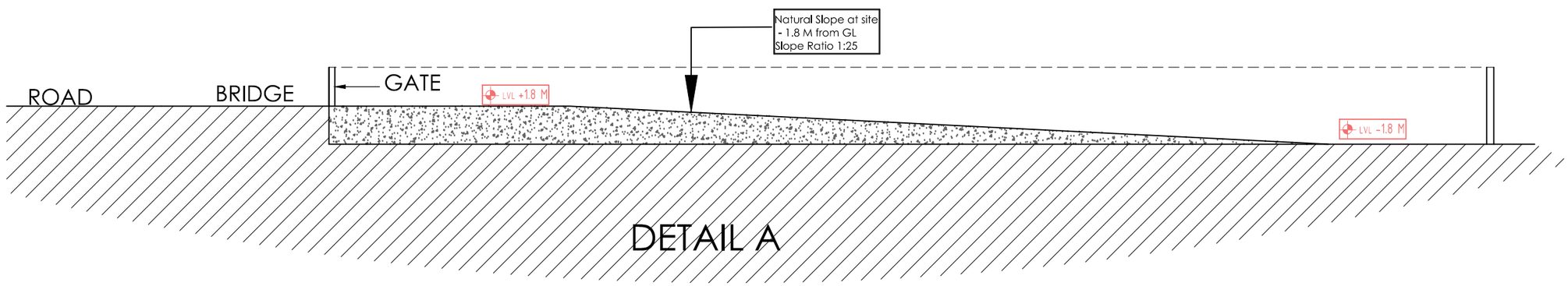

DETAIL A

SITE PLAN SHOWING THE PROPOSED CONSTRUCTION OF A HOTEL BUILDING IN S.NO :-31/14A & 31/13B, MANGALAKUDI VILLAGE, MADURAI EAST TALUK, MADURAI.

SITE AREA:-

AS PER PLR	- 2654.27 Sq.m
AS PER DOCUMENT	- 2654.27 Sq.m
SUPER IMPOSED PLOT BOUNDARY	- 2654.27 Sq.m

SCALE : 1 : 100

AREA DETAILS

S.NO	DESCIPTION	FSI Sq.m	NON FSI Sq.m	TOTAL BUILT UP AREA Sq.m
1.	BASEMENT FLOOR	-	904.84	904.84
2.	GROUND FLOOR	895.00	6.71	901.71
3.	FIRST FLOOR	894.23	6.74	900.97
4.	SECOND FLOOR	891.90	9.8	901.70
5.	THIRD FLOOR	700.92	12.84	713.76
6.	FOURTH FLOOR	782.31	13.72	796.03
7.	FIFTH FLOOR	782.19	13.59	795.78
8.	MEZZANINE FLOOR-1	227.23	3.24	230.47
9.	MEZZANINE FLOOR-2	338.36	8.67	347.03
10.	HEAD ROOM AREA	-	90.92	90.92
11.	METER ROOM	11.52	-	11.52
	TOTAL	5523.66	1071.07	6594.73

FLOOR SPACE INDEX:

$= \frac{\text{TOTAL BUILTUP AERA AS PER FSI RULES}}{\text{SITE AREA}}$

$= \frac{5523}{2654.27} = 2.1 < 2.7$

PLOT COVERAGE AREA:

$= \frac{\text{MAXIMUM ONE FLOOR AREA}}{\text{SITE EXTENT}} \times 100$

$= \frac{905}{2654.27} \times 100 = 34\ \% < 50\ \%$

PARKING DETAILS	REQUIRED	PROVIDED
CAR PARKING	40 NOS	40 NOS
TWO WHEELER PARKING	69 NOS	69 NOS
CYCLE PARKING AREA(sq.m.)	-	-

COLOUR INDEX:

EXISTING ROAD | SITE BOUNDARY

PROPOSED BUILDING | DRIVE WAY

HEIGHT OF BUILDING(ROOF SLAB) -- 28.65 m

JOINERY DETAILS

	DESCRIPTION	SIZE IN METER
MD	T.W PANELLED MAIN DOOR	1.80 X 2.40
D	T.W PANELLED DOOR	1.00 X 2.10
D1	T.W PANELLED DOOR	0.90 X 2.10
D2	T.W PANELLED DOOR	0.75 X 2.10
D3	T.W PANELLED DOOR	1.20 X 2.10
SD	SLIDING DOOR	1.20 X 2.10
FD	FIRE DOOR	1.20 X 2.10
W	AL.GLAZED WINDOW	1.50 X 1.20
W1	AL.GLAZED WINDOW	0.60 X 1.20
W2	AL.GLAZED WINDOW	1.20 X 1.20
KW	KITCHEN WINDOW	1.50 X 1.05
KW1	KITCHEN WINDOW	0.90 X 1.05
KW2	KITCHEN WINDOW	0.80 X 0.90
SW	STAIRCASE WINDOW	1.50 X 1.05
V	T.W GLAZED VENTILATOR	0.60 X 0.60
L.D	LIFT DOOR	1.20 X 2.13

NOTES

1. All dimensions are in m.
2. Fugyred dimesions shall be followed.
3. Columns, beams, foundations, etc may be adopted as per structural design
4. For reference File no:
5. For reference Site Plan:
6. ALL Dimensions are in Meter

APPLICANT

Ar.PAVITHRAN,B.Arch.,
ARCHITECT - CA / 2021 / 134126
ARCHITECT

Er.C.KARTHIK M.Tech (Structures) ME
REG. STRUCTURAL ENG (I)-1 SE.MI/2022
PROFESSIONA CONSULTANTS
TALLAKULAM MADURAI-2.
Ph: 9944689989
ENGINEER

Er.K.KARTHIKAI KUMAR, B.E.,
ML/M/REN/08/2020
6A2, V.R.S. Complex, Sivaganga Main Road,
Near Anna Bus Stand, MADURAI-20.
CONSTRUCTION ENGINEER

APPROVED LAYOUT NO:110/2022

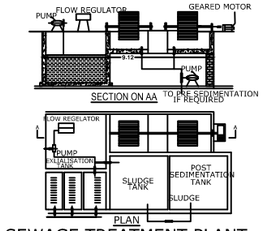

SEWAGE TREATMENT PLANT DETAILS

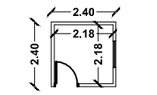

TYPICAL LAYOUT OF METER ROOM

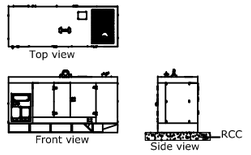

GENERATOR PLAN & DETAILS

12 M WIDE PROPOSED BRIDGE

SITE PLAN WITH BASEMENT PLAN

Signature Not Verified
Signed by: Assistant Director
Location:Madurai
Date:2023.11.18 18:19:32

Signature Not Verified
Signed by: Director
Location:null
Date:2023.07.25 18:56:53

BREAK UP DETAILS FOR CAR PARKING	
PARKING FOR ROOMS-1 CAR PER 4 ROOMS NO OF ROOMS= 53 53/4 = 13 CARS	13 CARS
PARKING FOR RESTAURANT-1 CAR FOR 50 SQM 188.99 SQM 188.9/50=4 CARS	4 CARS
PARKING FOR BAR-1 CAR FOR 50 SQM 90.03 SQM 90/50=2 CARS	2 CARS
PARKING FOR HALL 1 -1 CAR FOR 20 SQM 74 SQM 74/20=4 CARS	4 CARS
PARKING FOR HALL 2 -2 CAR FOR 20 SQM 332 SQM 332/20=17 CARS	17 CARS
TOTAL	40 CARS

PARKING FOR DIFFERENTLY ABLED - 10 % OF TOTAL PARKING
40/10 = 4 CARS

BREAK UP DETAILS FOR PARKING	CARS	BIKES
BASEMENT PARKING	19 NOS	37 NOS
GROUND LEVEL PARKING	21 NOS	32 NOS
TOTAL	40 NOS	69 NOS

BREAK UP DETAILS FOR BIKE PARKING	
PARKING FOR ROOMS-1 BIKR PER 4 ROOMS NO OF ROOMS= 53 53/4 = 13 BIKES	13 BIKES
PARKING FOR RESTAURANT-1 BIKE FOR 25 SQM 188.99 SQM 188.9/25=8 BIKES	8 BIKES
PARKING FOR BAR-1 BIKE FOR 25 SQM 90.03 SQM 90/25 =4 BIKES	2 BIKES
PARKING FOR HALL1 -1 BIKE FOR 20 SQM 74 SQM 74/20=4 BIKES	4 BIKES
PARKING FOR HALL2 -1BIKE FOR 20 SQM 332 SQM 332/20=17 BIKES	17 BIKES
PARKING FOR OTHER AREAS	25 BIKES
TOTAL	69 BIKES

SITE PLAN CUM BASEMENT PLAN SHOWING THE PROPOSED CONSTRUCTION OF A HOTEL BUILDING IN S.NO :-31/14A & 31/13B, MANGALAKUDI VILLAGE, MADURAI EAST TALUK, MADURAI.

SITE AREA:-

AS PER PLR	- 2654.27 Sq.m
AS PER DOCUMENT	- 2654.27 Sq.m
SUPER IMPOSED PLOT BOUNDARY	- 2654.27 Sq.m

SCALE : 1 : 100

AREA DETAILS

S.NO	DESCIPTION	FSI Sq.m	NON FSI Sq.m	TOTAL BUILT UP AREA Sq.m
1.	BASEMENT FLOOR	-	904.84	904.84
2.	GROUND FLOOR	895.00	6.71	901.71
3.	FIRST FLOOR	894.23	6.74	900.97
4.	SECOND FLOOR	891.90	9.8	901.70
5.	THIRD FLOOR	700.92	12.84	713.76
6.	FOURTH FLOOR	782.31	13.72	796.03
7.	FIFTH FLOOR	782.19	13.59	795.78
8.	MEZZANINE FLOOR-1	227.23	3.24	230.47
9.	MEZZANINE FLOOR-2	338.36	8.67	347.03
10.	HEAD ROOM AREA	-	90.92	90.92
11.	METER ROOM	11.52	-	11.52
	TOTAL	5523.66	1071.07	6594.73

FLOOR SPACE INDEX:
= TOTAL BUILTUP AERA AS PER FSI RULES / SITE AREA
= 5523 / 2654.27 = 2.1<2.7

PLOT COVERAGE AREA:
= MAXIMUM ONE FLOOR AREA / SITE EXTENT X 100
= 905 / 2654.27 x 100 = 34 % < 50 %

PARKING DETAILS	REQUIRED	PROVIDED
CAR PARKING	40 NOS	40 NOS
TWO WHEELER PARKING	69 NOS	69 NOS
CYCLE PARKING AREA(sq.m.)	-	-

COLOUR INDEX:
EXISTING ROAD
PROPOSED BUILDING
SITE BOUNDARY
DRIVE WAY

HEIGHT OF BUILDING(ROOF SLAB) – 28.65 m

JOINERY DETAILS

	DESCRIPTION	SIZE IN METER
MD	T.W PANELLED MAIN DOOR	1.80 X 2.40
D	T.W PANELLED DOOR	1.00 X 2.10
D1	T.W PANELLED DOOR	0.90 X 2.10
D2	T.W PANELLED DOOR	0.75 X 2.10
D3	T.W PANELLED DOOR	1.20 X 2.10
SD	SLIDING DOOR	1.20 X 2.10
FD	FIRE DOOR	1.20 X 2.10
W	AL.GLAZED WINDOW	1.50 X 1.20
W1	AL.GLAZED WINDOW	0.60 X 1.20
W2	AL.GLAZED WINDOW	1.20 X 1.20
KW	KITCHEN WINDOW	1.50 X 1.05
KW1	KITCHEN WINDOW	0.90 X 1.05
KW2	KITCHEN WINDOW	0.80 X 0.90
SW	STAIRCASE WINDOW	1.50 X 1.05
V	T.W GLAZED VENTILATOR	0.60 X 0.60
L.D	LIFT DOOR	1.20 X 2.13

NOTES
1. All dimensions are in m.
2. Fugyred dimesions shall be followed.
3. Columns, beams, foundations, etc may be adopted as per structural design
4. For reference File no:
5. For reference Site Plan:
6. ALL Dimensions are in Meter

APPLICANT | ARCHITECT | ENGINEER | CONSTRUCTION ENGINEER