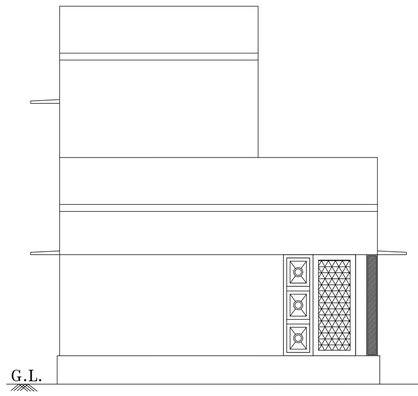

ELEVATION

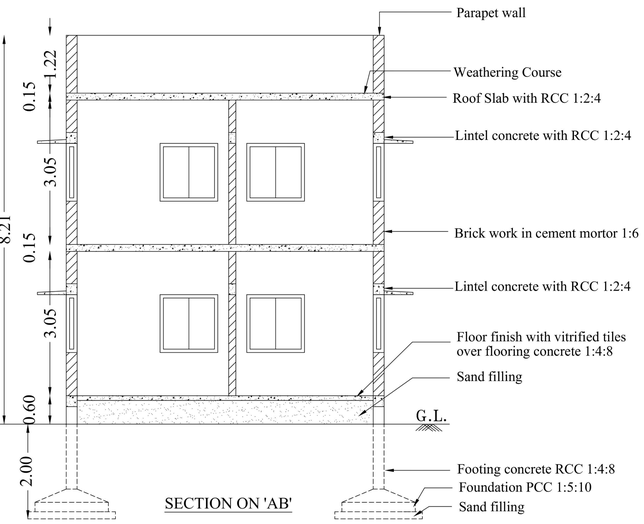

SECTION ON 'AB'

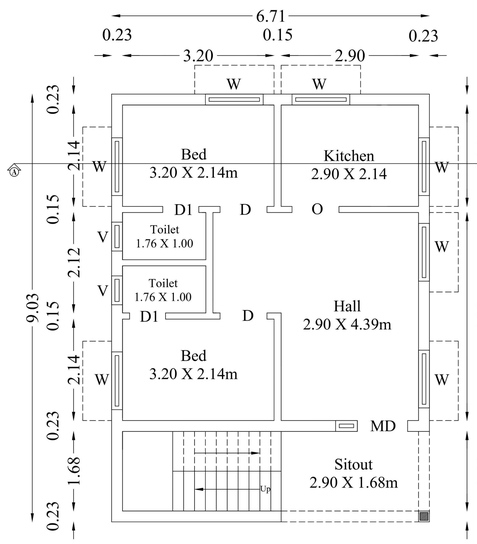

GROUND FLOOR PLAN

SCALE-1:100

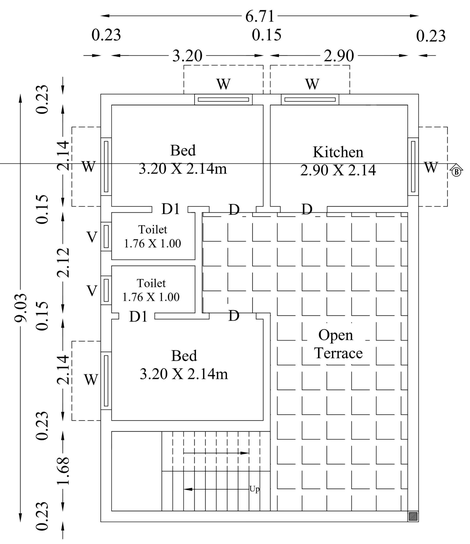

FIRST FLOOR PLAN

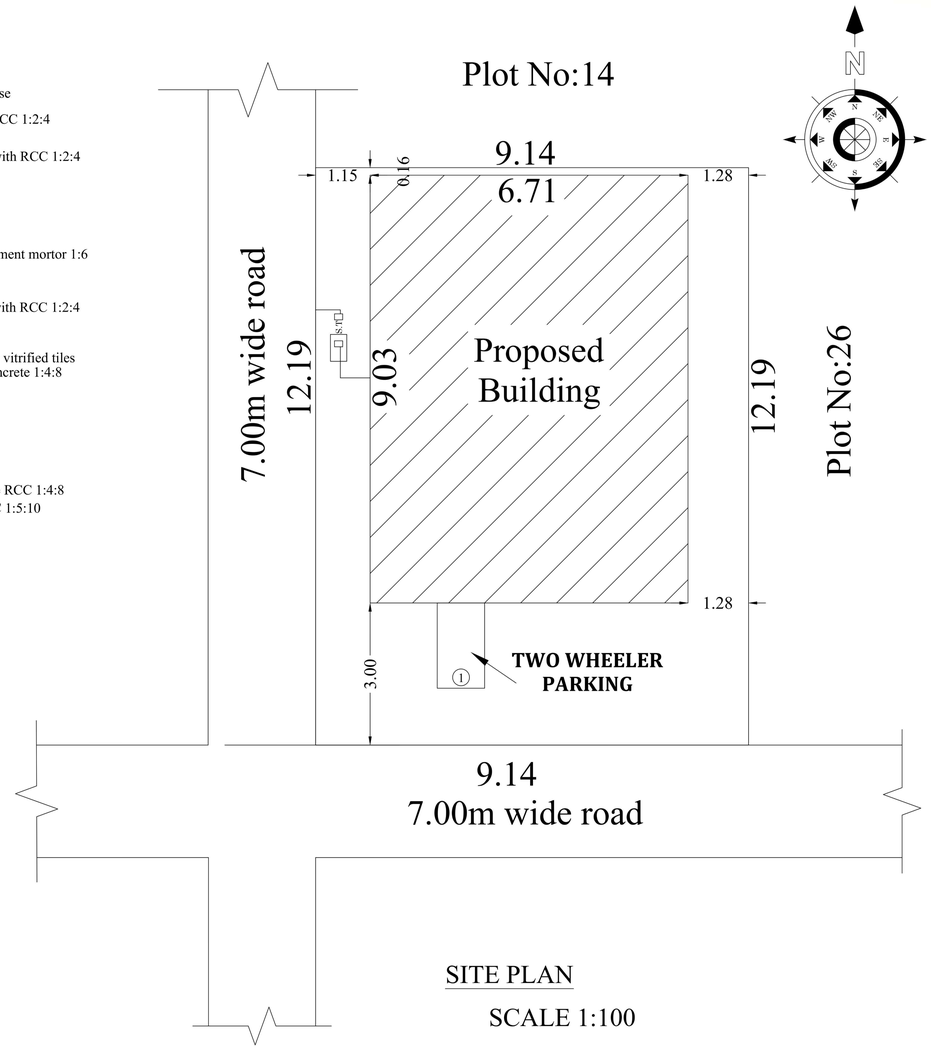

SITE PLAN

SCALE 1:100

PLAN SHOWING THE PROPOSED CONSTRUCTION OF RCC ROOF BUILDING FOR RESIDENTIAL PURPOSE AT S.F.NO:13/15, PATTA NO:3531, PLOT NO:27, NALLUR VILLAGE AND PANCHAYAT, PARAMATHI VELUR TALUK , NAMAKKAL DISTRICT.

NAME OF THE APPLICANT:
Mr.A.YUVAN G/o Mrs.MADESHWARI.

FLOOR WISE BREAKUP

Typical Block Name	Floor Name	Builtup Area	Deduction	Total Builtup Area Sq.ft	Total Builtup Area Sq.m
Residential	G.Floor	60.59	-	652.19	60.59
	F.Floor	37.10	-	399.34	37.10
	Total	97.69	-	1051.53	97.69
Head Room & Lift Machine Room Area		-			

JOINERIES DETAILS

MAIN DOOR	MD	1.52x2.13	WINDOW	W	1.22x1.22
DOOR	D	0.99x2.13	WINDOW	W1	0.91x1.22
DOOR	D1	0.76x2.13	VENTILATOR	V	0.61x0.91
OPEN	O	0.99x2.13	EF- EXHAUST FAN		

PARKING DETAILS

Parking Category	Dwelling Units	Cars Required	Cars Provided	Two Wheelers Required	Two Wheelers Provided
Residential Above 75	-	-	-	1	1
Visitors Parking 10%		-	-	-	-
Total	-	-	-	1	1

LEGEND

PLR/FMB AREA	111.42
DOCUMENT AREA	111.48
SUPER IMPOSED PLOT AREA	111.42
Plot Coverage	87.68%
Floor Space Index	= Total FSI Area / Super Imposed Plot Area = 97.69 / 111.42 = 0.87< 2.00

OFFICE USE:

REFERENCE:

SITE BOUNDARY SHOWN IN GREEN
PROPOSED CONSTRUCTION SHOWN IN RED
EXISTING ROAD SHOWN IN YELLOW
SCALE 1:100

NOTE:

- **All the Dimension are in Meter**
- **SCALE 1:100**
- **All Sunshade Projections will be less than nor equal to 0.60m**
- **Mechanical Ventilation Will be Provided whenever required.**

APPLICANT

A. Madeshwari

ARCHITECT/REGISTERED ENGINEER

Er. D. SARAVANAKUMAR, B.E.,MIE.,FIV.,M.Sc.,
Chartered Engineer/Consulting Civil Engineer/Reg.d Valuer,
REGISTERED ENGINEER GRADE- 1
Reg.No.RDD Salem / RE -1/087/2019 - DTCP SALEM
Reg. No. 054 / LS /2019 / 00012.
D.No: 86- B/2, Bharath Complex,First Floor,
Sankagri Main Road, G.G.H.S.School (Opp),
Tiruchengode (Tk) Namakkal (Dt) Pin: 637 211.
Cell: 98429 50685.

RAIN WATER HARVESTING

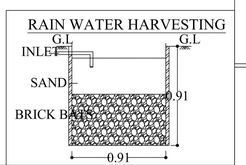

SECTIONAL ELEVATION FOR SEWAGE / SULLAGE TREATEMENT PLANT

NOT TO SCALE :
SCALE = 1:200

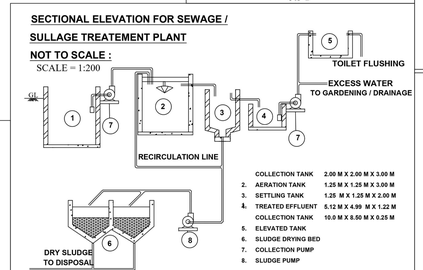

1.	COLLECTION TANK	2.00 M X 2.00 M X 3.00 M
2.	AERATION TANK	1.25 M X 1.25 M X 3.00 M
3.	SETTLING TANK	1.25 M X 1.25 M X 2.00 M
4.	TREATED EFFLUENT COLLECTION TANK	5.12 M X 4.99 M X 1.22 M 10.0 M X 8.50 M X 0.25 M
5.	ELEVATED TANK	
6.	SLUDGE DRYING BED	
7.	COLLECTION PUMP	
8.	SLUDGE PUMP	

SULLAGE LINE	DRINKING WATER LINE
RAIN WATER LINE	SULLAGE TREATED WATER LINE
SEWAGE LINE	EXISTING DRAIN

DISPERSION TRUNCH

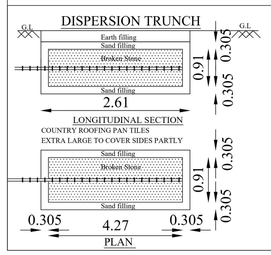

SOLAR SYSTEM

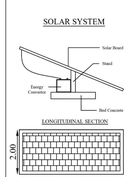

SEPTIC TANK

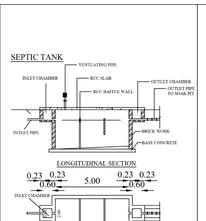

SUMP DETAILS

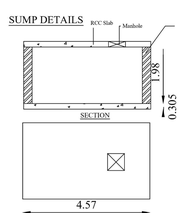

WASTE WATER RECYCLE UNIT

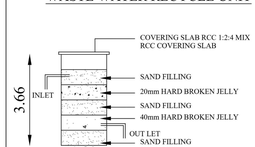

ROOF SLAB & BEAMS DETAILS

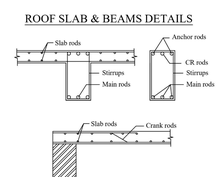
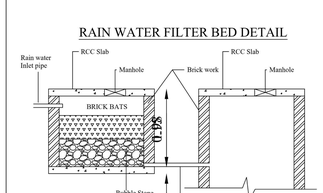
RAIN WATER FILTER BED DETAIL