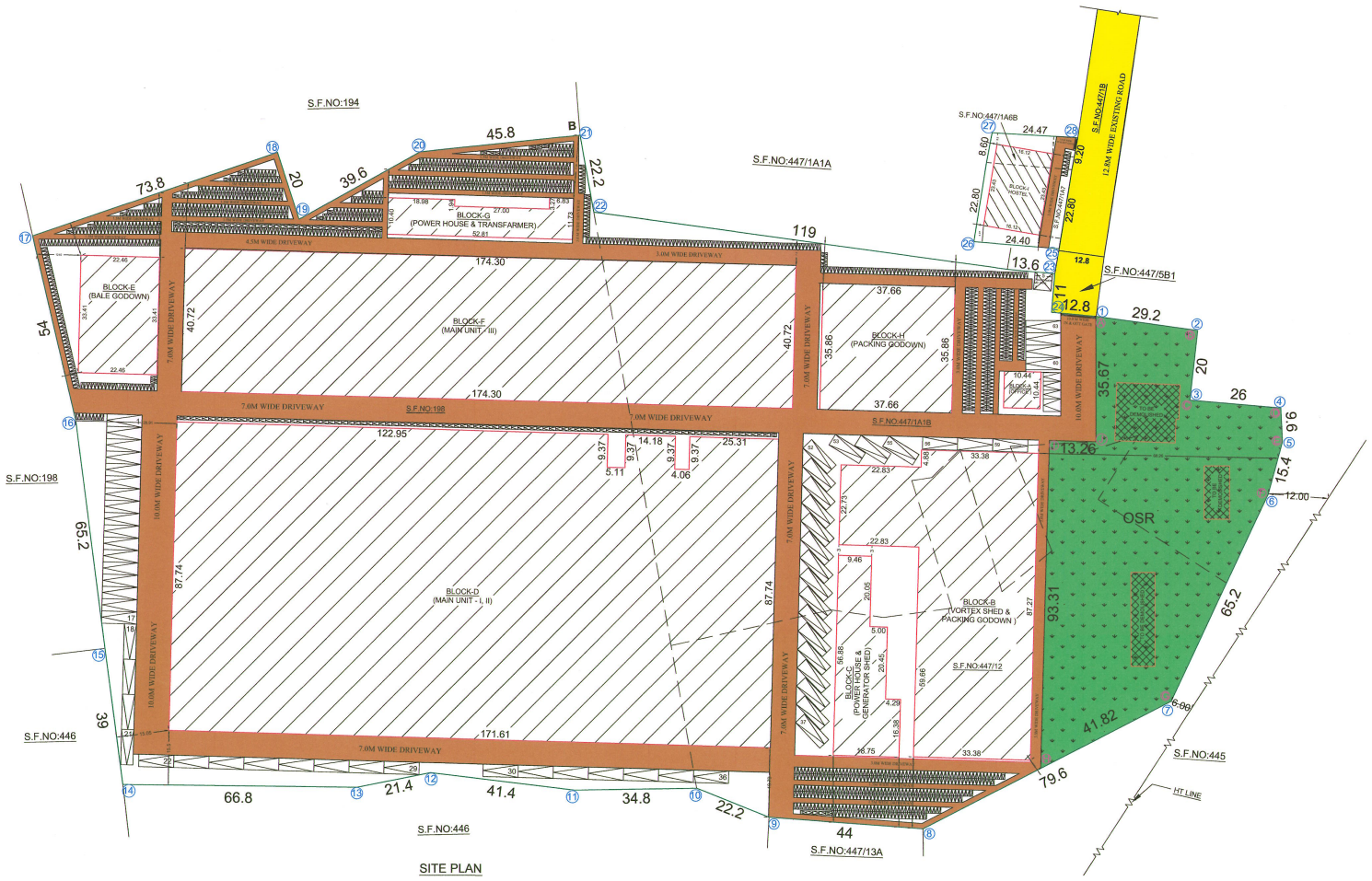
S.F.NO:194
S.F.NO:447/1A1A
S.F.NO:447/1A6B
S.F.NO:447/1B
12.8M WIDE EXISTING ROAD
S.F.NO:447/1A7
S.F.NO:447/5B1
S.F.NO:198
S.F.NO:447/1A1B
S.F.NO:447/12
S.F.NO:446
S.F.NO:445
S.F.NO:447/13A
HT LINE
BLOCK-E (BALE GODOWN)
BLOCK-F (MAIN UNIT - III)
BLOCK-G (POWER HOUSE & TRANSFARMER)
BLOCK-H (PACKING GODOWN)
BLOCK-I HOSTEL
BLOCK-A (OFFICE)
BLOCK-D (MAIN UNIT - I, II)
BLOCK-B (VORTEX SHED & PACKING GODOWN)
BLOCK-C (POWER HOUSE & GENERATOR SHED)
OSR
TO BE DEMOLISHED
4.5M WIDE DRIVEWAY
3.0M WIDE DRIVEWAY
7.0M WIDE DRIVEWAY
10.0M WIDE DRIVEWAY
73.8
20
39.6
45.8
22.2
119
13.6
12.8
11
29.2
20
26
9.6
15.4
12.00
65.2
41.82
6.00
79.6
44
22.2
34.8
41.4
21.4
66.8
39
65.2
54
174.30
122.95
171.61
40.72
87.74
37.66
35.86
93.31
35.67
13.26
24.47
24.40
22.80
8.60
9.20

SITE PLAN

BLOCK-B
SCALE : 1.100

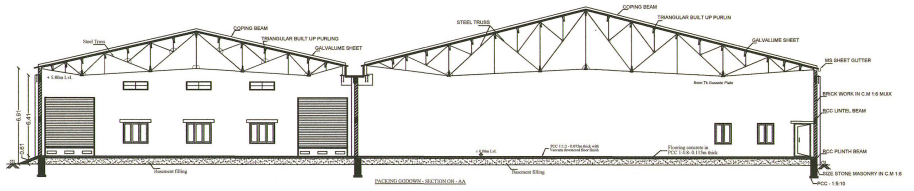
Steel Truss
COPING BEAM
TRIANGULAR BUILT UP PURLING
GALVALUME SHEET
STEEL TRUSS
TRIANGULAR BUILT UP PURLIN
MS SHEET GUTTER
BRICK WORK IN C.M 1:6 MIX
RCC LINTEL BEAM
RCC PLINTH BEAM
SIZE STONE MASONRY IN C.M 1:6
PCC - 1:5:10
Basement filling
6.91
6.41
0.61

PACKING GODOWN - SECTION ON - AA

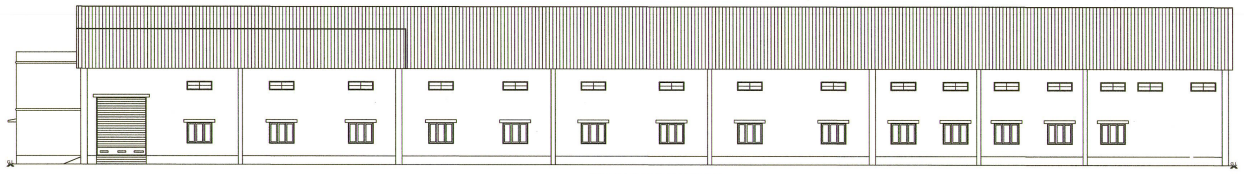

WESTERN SIDE ELEVATION


87.27
81.93
11.04
3.60
7.32
10.44
3.00
EXPANSION JOINT
RAMP SLOPE - 1:12
SERVICE ROOM 4.65 X 8.37
DUST COLLECTION ROOM 4.65 X 3.23
FLOOR SLAB OPENING 4.65 X 2.50
ROOF SLAB OPENING
AIR WASHER TANK 4.65 X 4.30
DRINKING WATER
VORTEX SHED 86.93 X 32.92
GENTS TOILET
LADIES TOILET
PACKING GODOWN 22.27 X 22.60
TRUSS LINE
Wall & Column Upto 4.00m Ht.
Loading Platform
33.38
32.92
59.43
59.66
22.27
22.73
22.83
22.60

BLOCK - B (VORTEX SHED WITH PACKING GODOWN & PLANT ROOM)

BLOCK-A
SCALE : 1.100

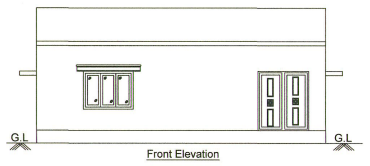

Front Elevation

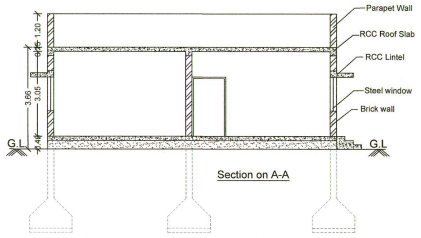
Parapet Wall
RCC Roof Slab
RCC Lintel
Steel window
Brick wall
G.L
1.20
3.66
3.05

Section on A-A

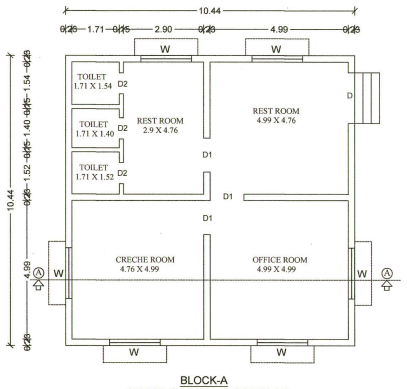
10.44
1.71
2.90
4.99
TOILET 1.71 X 1.54
TOILET 1.71 X 1.40
TOILET 1.71 X 1.52
REST ROOM 2.9 X 4.76
REST ROOM 4.99 X 4.76
CRECHE ROOM 4.76 X 4.99
OFFICE ROOM 4.99 X 4.99
W
D
D1
D2

BLOCK-A
OFFICE-GROUND FLOOR PLAN

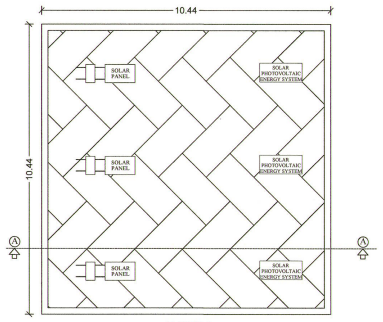
10.44
SOLAR PANEL
SOLAR PHOTOVOLTAIC ENERGY SYSTEM

BLOCK-A
OFFICE-TERRACE FLOOR PLAN

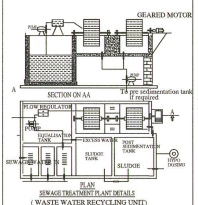
GEARED MOTOR
SECTION ON AA
To pre sedimentation tank if required
FLOW REGULATOR
PUMP
EQUALISATION TANK
SEWAGE WATER IN
SLUDGE TANK
POST SEDIMENTATION TANK
SLUDGE
HYPO DOSING

PLAN
SEWAGE TREATMENT PLANT DETAILS
(WASTE WATER RECYCLING UNIT)

RAINWATER HARVESTING SYSTEM

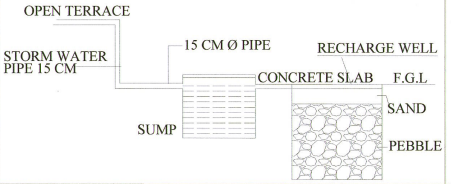
OPEN TERRACE
STORM WATER PIPE 15 CM
15 CM Ø PIPE
RECHARGE WELL
CONCRETE SLAB
F.G.L
SAND
SUMP
PEBBLE

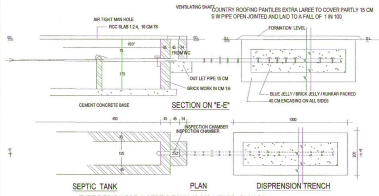
VENTILATING SHAFT
COUNTRY ROOFING PANTILES EXTRA LAREE TO COVER PARTLY 15 CM
S W PIPE OPEN JOINTED AND LAID TO A FALL OF 1 IN 100
AIR TIGHT MAN HOLE
RCC SLAB 1:2:4, 10 CM TK
FORMATION LEVEL
OUT LET PIPE 15 CM
BRICK WORK IN CM 1:6
BLUE JELLY / BRICK JELLY / KUNKAR PACKED 40 CM ENCASING ON ALL SIDES
CEMENT CONCRETE BASE
SECTION ON "E-E"
INSPECTION CHAMBER
SEPTIC TANK
PLAN
DISPRENSION TRENCH

TYPE DESIGN FOR A SEPTIC TANK 10,000 LITRES CAPACITY
(Not to Scale)


R.C.C. COLUMN POST 1:2:4 MIX
P.C.C. 1:5:10 MIX
1.52
0.38

COLUMN POST DETAILS

STAIRCASE DETAILS
(NOT TO SCALE)

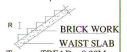
BRICK WORK
WAIST SLAB

T - TREAD : 0.30M
R - RISE : 0.15 M

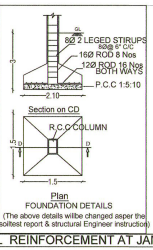
8Ø 2 LEGED STIRUPS 8Ø@ 6" C/C
16Ø ROD 8 Nos
12Ø ROD 16 Nos BOTH WAYS
P.C.C 1:5:10
2.10
Section on CD
R.C.C COLUMN
1.5
Plan

FOUNDATION DETAILS
(The above details willbe changed asper the soiltest report & structural Engineer instruction)

DETAILED PLAN OF RAINWATER PERCULATION PEBBLE BED

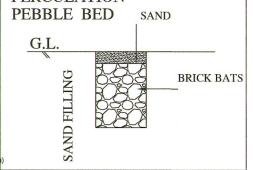
SAND
G.L.
BRICK BATS
SAND FILLING

VERTICAL REINFORCEMENT IN BRICK WALLS

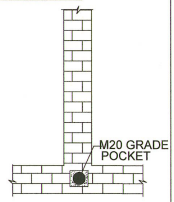
M20 GRADE POCKET

VERTICAL REINFORCEMENT IN BRICK WALLS

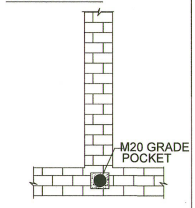
M20 GRADE POCKET

HORIZONTAL SEISMIC BANDS

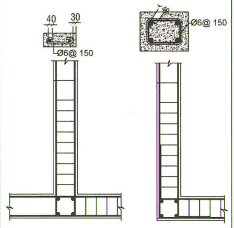
40
30
Ø6@ 150
Ø6@ 150

SOLAR PANEL

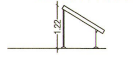

SIDE ELEVATION

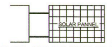
SOLAR PANNEL

SOLAR ENERGY
(Not to scale)

SOLAR PANEL

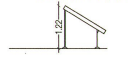

SIDE ELEVATION

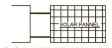
SOLAR PANNEL

SOLAR ENERGY
(Not to scale)

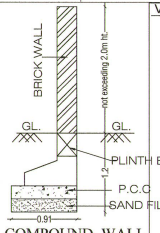
BRICK WALL
not exceeding 2.0m ht.
GL.
GL.
PLINTH BEAM
P.C.C
SAND FILLING
0.91
1.2

COMPOUND WALL DETAIL

VERTICAL REINFORCEMENT AT JAMBS OF OPENINGS

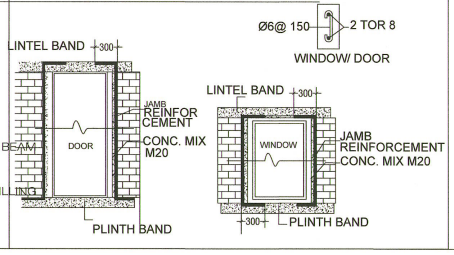
Ø6@ 150
2 TOR 8
WINDOW/ DOOR
LINTEL BAND
300
DOOR
JAMB REINFORCEMENT
CONC. MIX M20
PLINTH BAND
LINTEL BAND
300
WINDOW
JAMB REINFORCEMENT
CONC. MIX M20
300
PLINTH BAND

Signature valid
Signed by: Director
Location:null
Date:2024.03.23

Signature Not Verified
Location:Namakkal
Date:2024.05.2

Signature Not Verified
President
Location:Namakkal
Date:2024.11.20

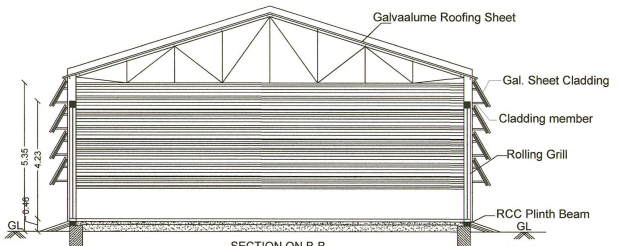
Galvaalume Roofing Sheet
Gal. Sheet Cladding
Cladding member
Rolling Grill
RCC Plinth Beam
Size Stone Masnory
PCC
GL
5.35
4.23
0.46

SECTION ON B-B

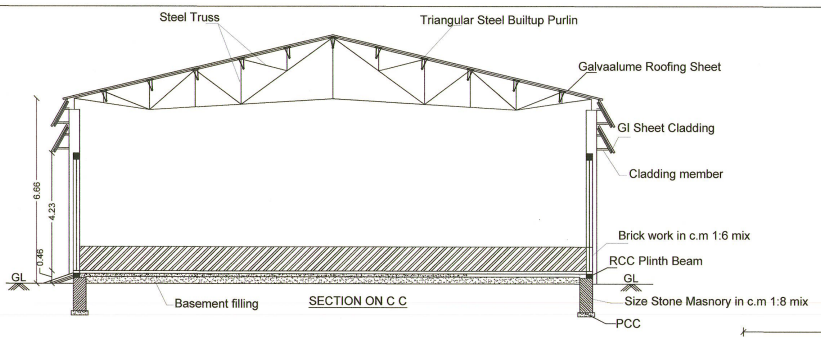
Steel Truss
Triangular Steel Builtup Purlin
Galvaalume Roofing Sheet
GI Sheet Cladding
Cladding member
Brick work in c.m 1:6 mix
RCC Plinth Beam
GL
Size Stone Masnory in c.m 1:8 mix
PCC
Basement filling
6.66
4.23
0.46

SECTION ON C C

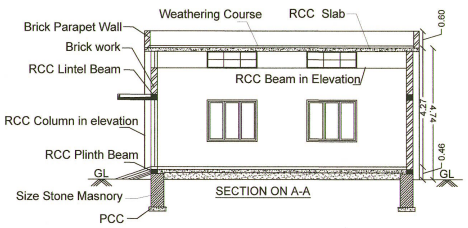
Brick Parapet Wall
Brick work
RCC Lintel Beam
RCC Column in elevation
RCC Plinth Beam
Size Stone Masnory
PCC
Weathering Course
RCC Slab
RCC Beam in Elevation
GL
0.60
4.27
0.46

SECTION ON A-A

BLOCK-D
SCALE : 1.100

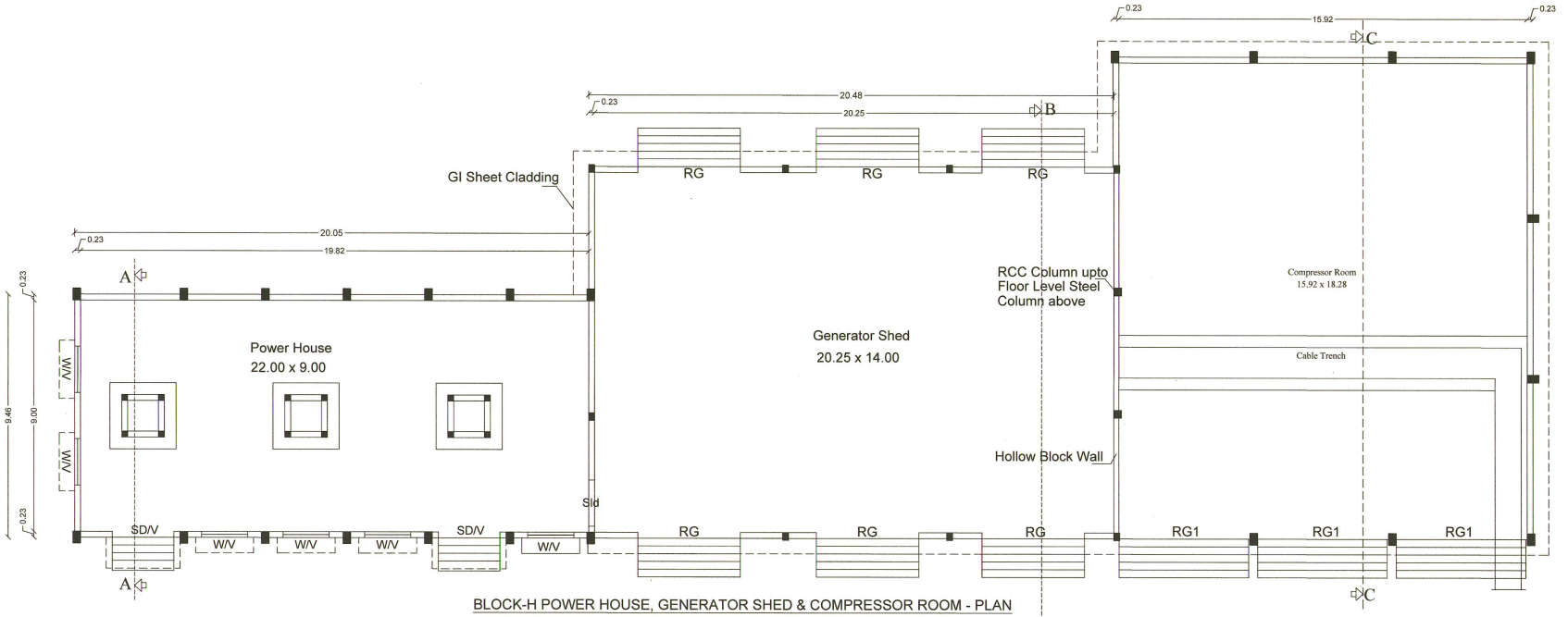
16.38
15.92
0.23
20.48
20.25
20.05
19.82
A
B
C
GI Sheet Cladding
RG
RG1
Power House
22.00 x 9.00
Generator Shed
20.25 x 14.00
RCC Column upto Floor Level Steel Column above
Hollow Block Wall
Compressor Room
15.92 x 18.28
Cable Trench
SD/V
W/V
Sld
9.46
9.00

BLOCK-H POWER HOUSE, GENERATOR SHED & COMPRESSOR ROOM - PLAN

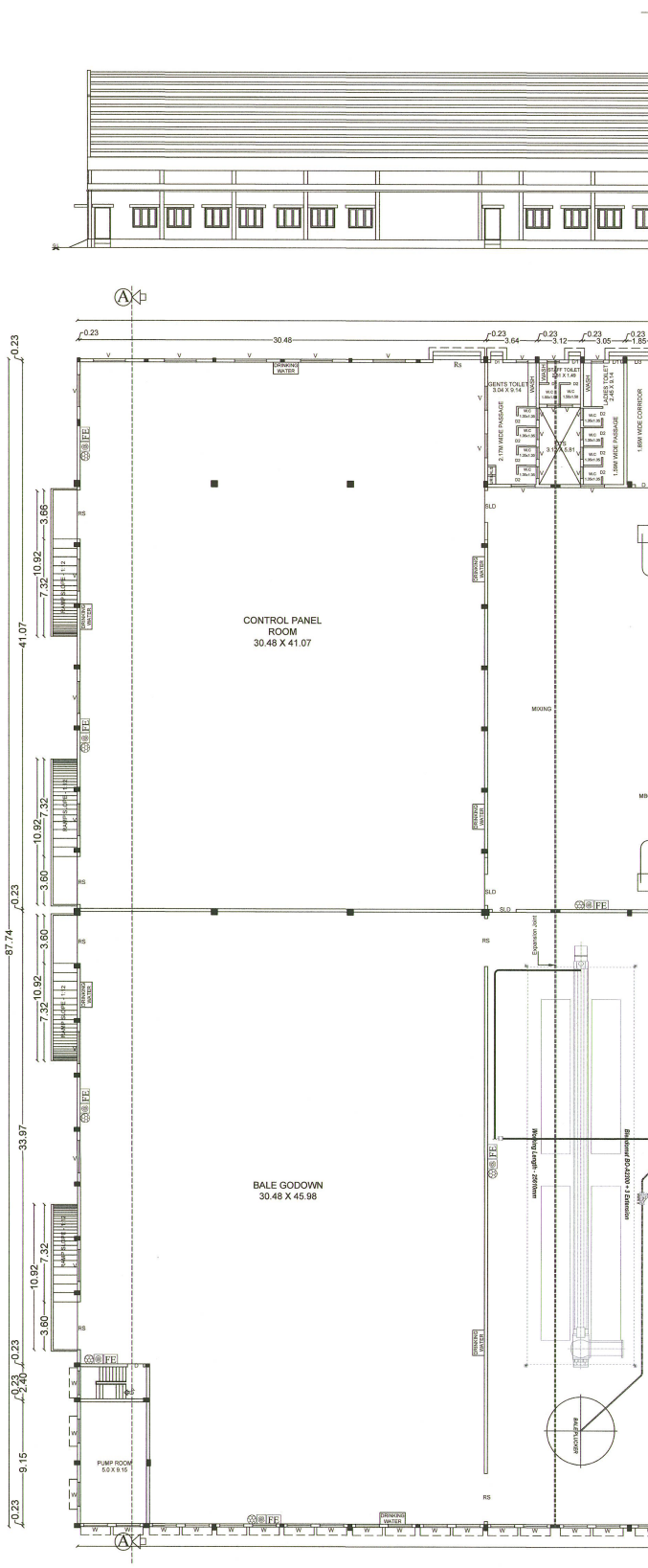
A
30.48
3.64
3.12
3.05
1.85
0.23
GENTS TOILET
3.04 X 9.14
STAFF TOILET
LADIES TOILET
2.45 X 9.14
WASH
W.C
2.17M WIDE PASSAGE
1.58M WIDE PASSAGE
1.85M WIDE CORRIDOR
DRINKING WATER
FE
RS
SLD
RAMP SLOPE 1:12
CONTROL PANEL ROOM
30.48 X 41.07
MIXING
Expansion Joint
BALE GODOWN
30.48 X 45.98
Working Length - 2660mm
Blendomat BO-A2300 + 3 Extension
BALEPLUCKER
PUMP ROOM
5.0 X 9.15
87.74
41.07
33.97
10.92
7.32
3.66
3.60
2.40
9.15

BLOCK-C
SCALE : 1.100

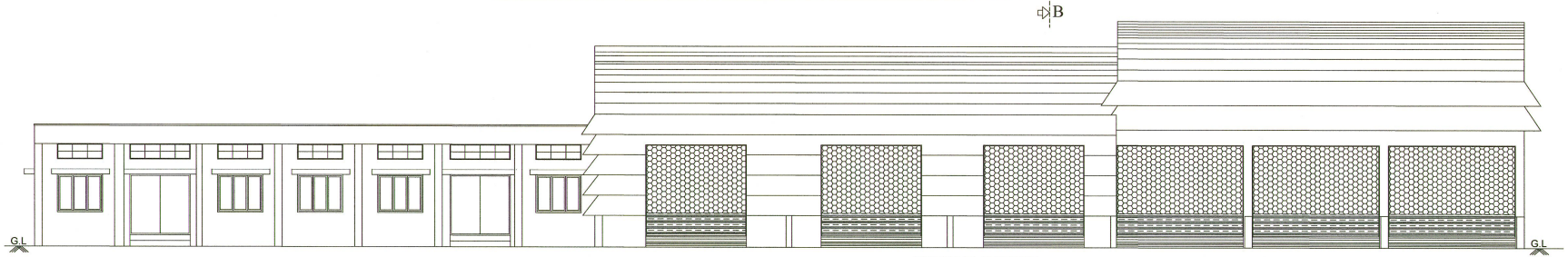

FRONT ELEVATION

BLOCK-E
SCALE : 1.100

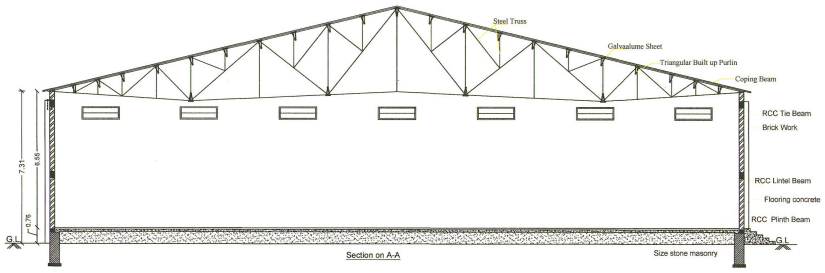
Steel Truss
Galvaalume Sheet
Triangular Built up Purlin
Coping Beam
RCC Tie Beam
Brick Work
RCC Lintel Beam
Flooring concrete
RCC Plinth Beam
Size stone masonry
G L
7.31
6.55
0.76

Section on A-A

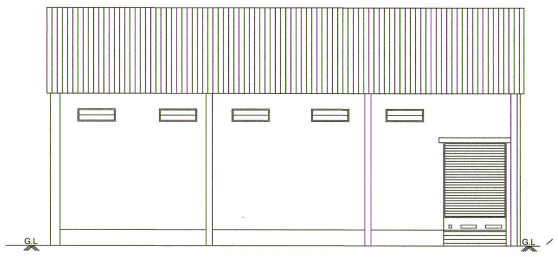

SOUTH WEST ELEVATION

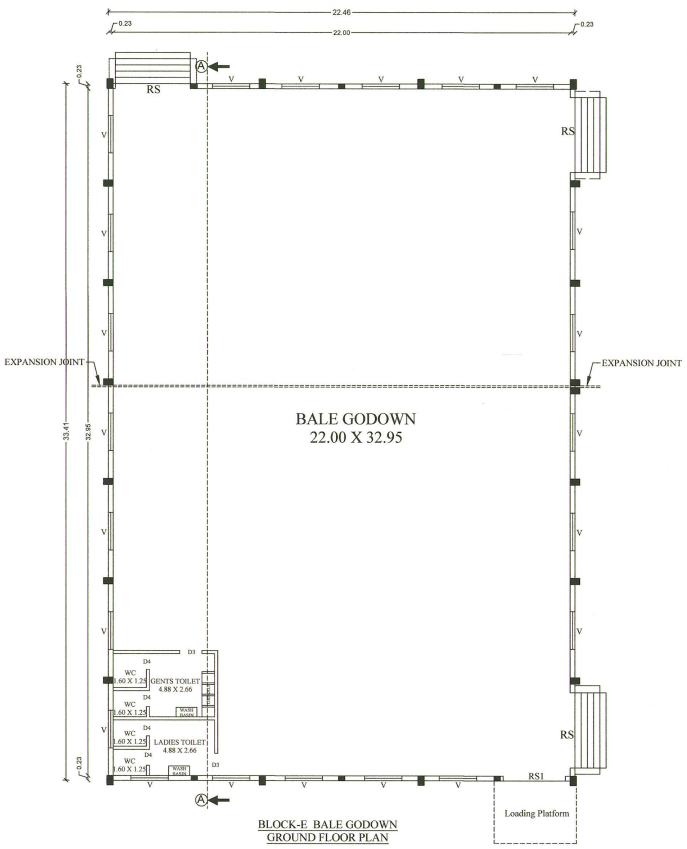
22.46
22.00
0.23
A
RS
RS1
V
EXPANSION JOINT
BALE GODOWN
22.00 X 32.95
WC
1.60 X 1.25
GENTS TOILET
4.88 X 2.66
LADIES TOILET
4.88 X 2.66
WASH BASIN
D3
D4
Loading Platform
33.41
32.95

BLOCK-E BALE GODOWN
GROUND FLOOR PLAN

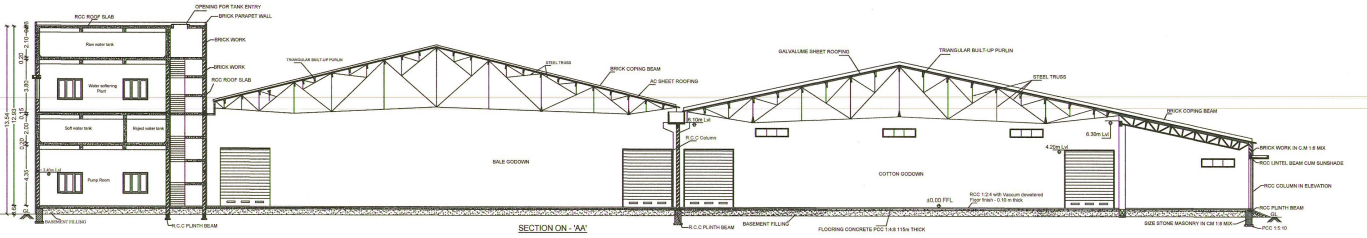
RCC ROOF SLAB
OPENING FOR TANK ENTRY
BRICK PARAPET WALL
BRICK WORK
RCC ROOF SLAB
Raw water tank
Water softening Plant
Soft water tank
Reject water tank
Pump Room
BASEMENT FILLING
R.C.C PLINTH BEAM
TRIANGULAR BUILT-UP PURLIN
STEEL TRUSS
BRICK COPING BEAM
AC SHEET ROOFING
BALE GODOWN
GALVALUME SHEET ROOFING
TRIANGULAR BUILT-UP PURLIN
STEEL TRUSS
R.C.C Column
COTTON GODOWN
±0.00 FFL
RCC 1:2:4 with Vaccum dewatered Floor finish - 0.10 m thick
6.30m Lvl
4.20m Lvl
BRICK COPING BEAM
BRICK WORK IN C.M 1:6 MIX
RCC LINTEL BEAM CUM SUNSHADE
RCC COLUMN IN ELEVATION
RCC PLINTH BEAM
BASEMENT FILLING
FLOORING CONCRETE PCC 1:4:8 115m THICK
SIZE STONE MASONRY IN CM 1:6 MIX
PCC 1:5:10
13.54
12.03

SECTION ON - 'AA'

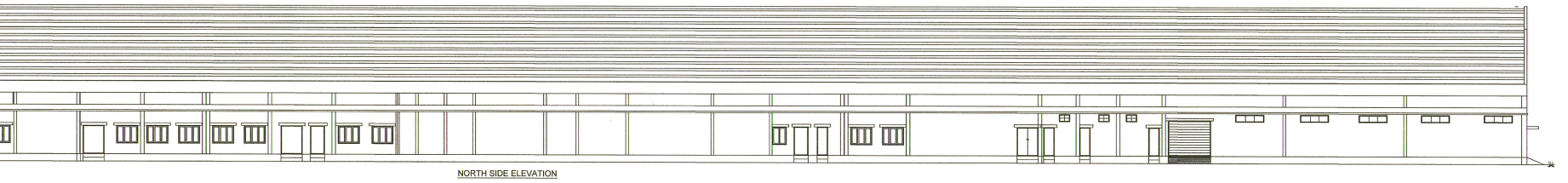

NORTH SIDE ELEVATION


122.95
171.61
14.18
25.31
87.74
STORES 10.10 X 9.14
CONTROL PANEL ROOM 3.05 X 9.14
QC ROOM 9.14 X 9.14
UPS ROOM 19.12 X 9.14
COMPRESSOR ROOM 13.72 X 9.14
MD'S ROOM 5.11 X 4.88
DISCUSSION ROOM 5.07 X 4.88
OFFICE ROOM 10.98 X 9.14
FM ROOM 2.80 X 4.88
CASHIER & ACCOUNTS ROOM 5.11 X 2.80
SUPERVISOR ROOM 2.80 X 4.88
BATH & W.C
W.C
WASH
DRINKING WATER
Passage - 1.234m wide
FE
BLOW ROOM & PREPARATORY 99.37 X 31.70
PACKING ROOM 40.84 X 31.70
Yarn Conditioning M/c Pit
Wall up to 0.90m and
PLANT AREA 63.98 X 36.60
VORTEX 76.23 X 45.98
VORTEX 56 DRUMS
Cable Trench 1600W X 1800D
AIR WASHER TANK 7.88 X 4.42
AIR WASHER TANK 7.85 X 4.50
CAT WALK
SRS
CON
Expansion Joint
SLD
RS

BLOCK - D (MAIN UNIT - I, II)
GROUND GLOOR PLAN

BLOCK-F
SCALE : 1.100

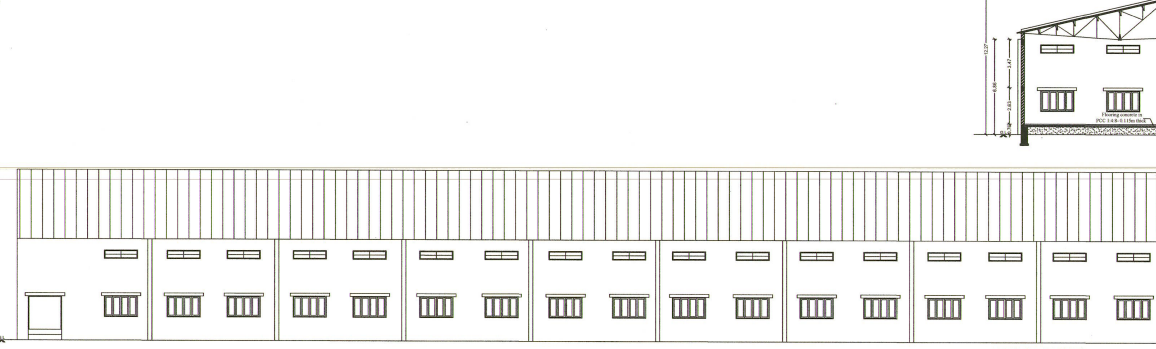

NORTH SIDE ELEVATION

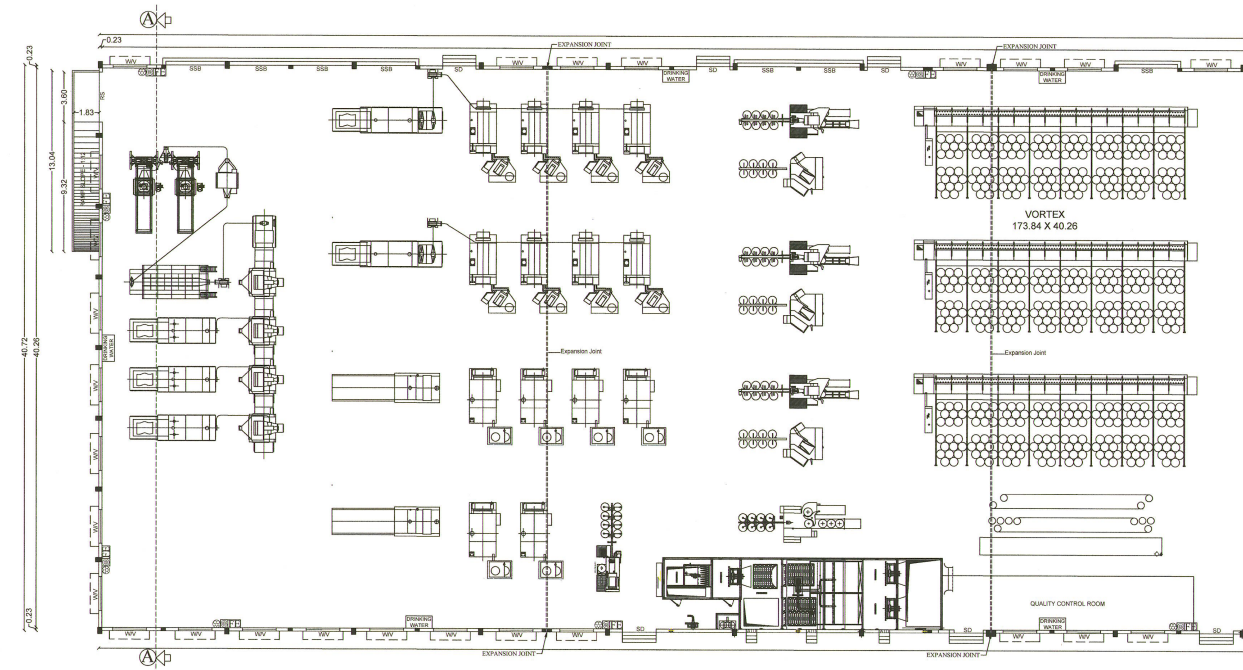
VORTEX 173.84 X 40.26
EXPANSION JOINT
Expansion Joint
QUALITY CONTROL ROOM
DRINKING WATER
40.72
40.26
13.04

BLOCK-G
SCALE : 1.100

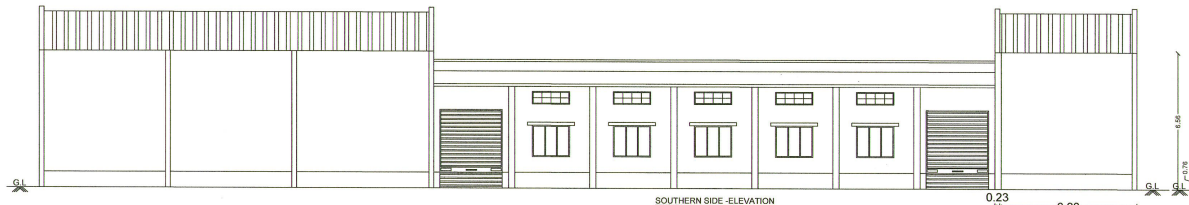

SOUTHERN SIDE -ELEVATION

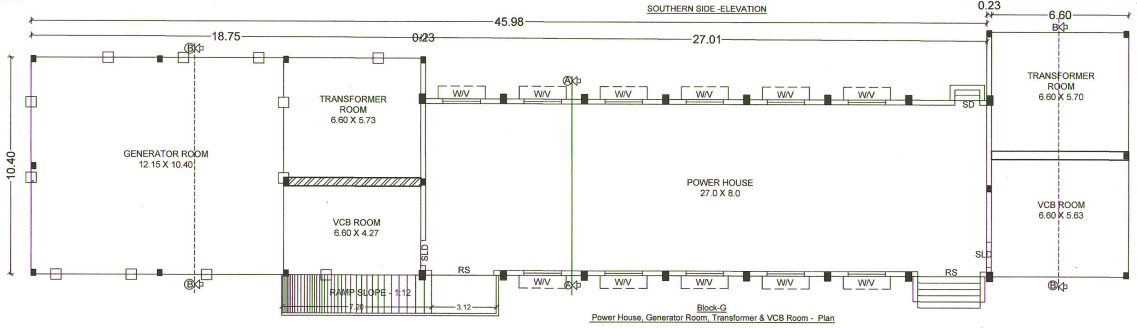
45.98
18.75
27.01
6.60
10.40
GENERATOR ROOM 12.15 X 10.40
TRANSFORMER ROOM 6.60 X 5.73
VCB ROOM 6.60 X 4.27
POWER HOUSE 27.0 X 8.0
TRANSFORMER ROOM 6.60 X 5.70
VCB ROOM 6.60 X 5.63
RAMP SLOPE - 1:12
W/V
SD
RS

Block-G
Power House, Generator Room, Transformer & VCB Room - Plan

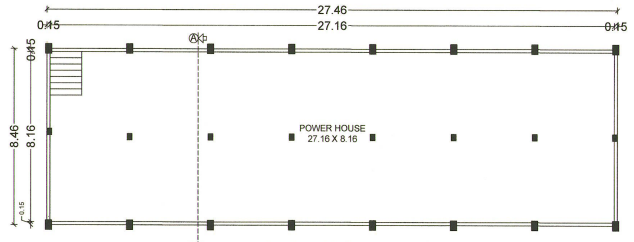
27.46
27.16
0.45
8.46
8.16
POWER HOUSE 27.16 X 8.16

Power House - Cellar Floor - Plan

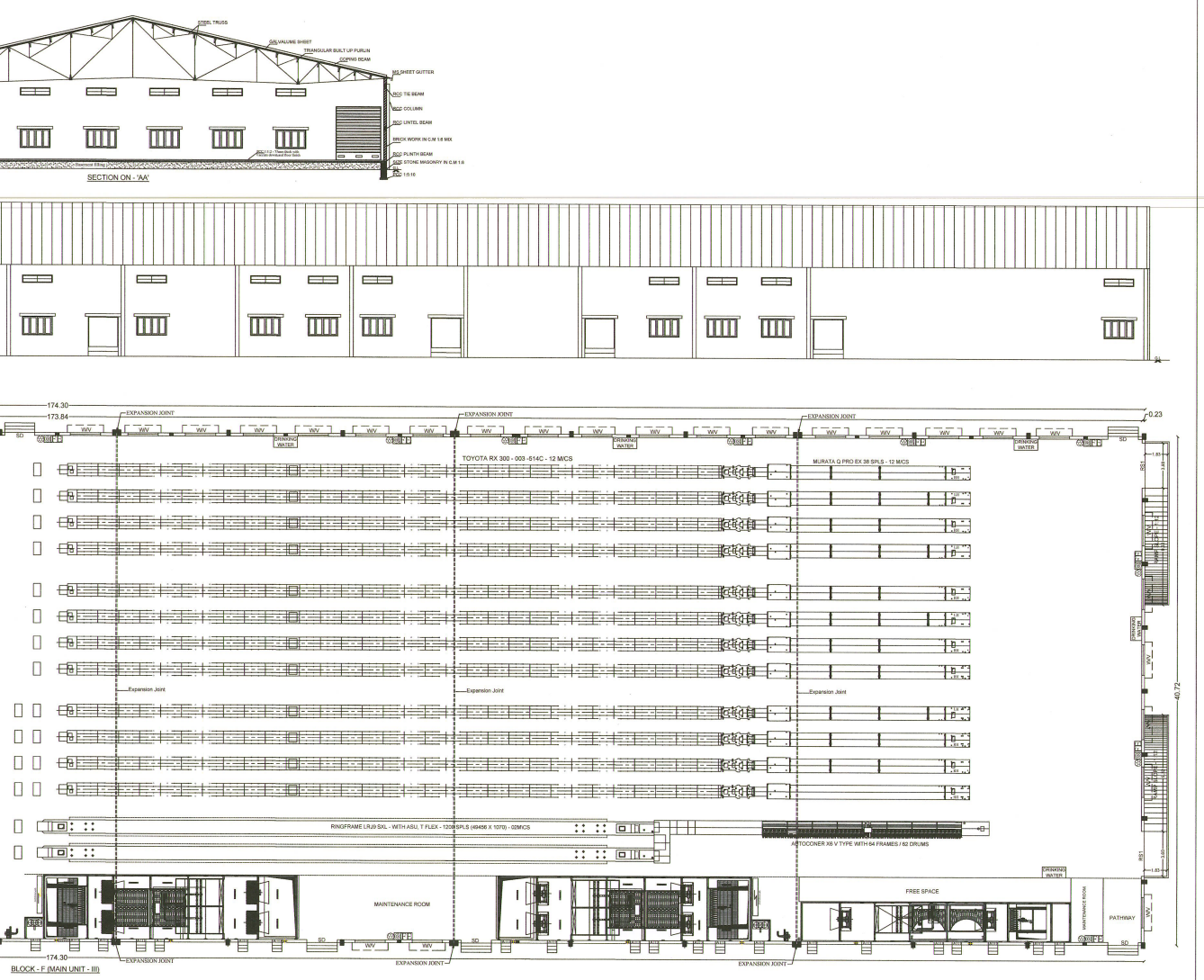
SECTION ON - 'AA'
174.30
173.84
EXPANSION JOINT
TOYOTA RX 300 - 003 - 614C - 12 M/CS
MURATA Q PRO EX 38 SPLS - 12 M/CS
RINGFRAME LR9/ SXL - WITH AXLL T FLEX - 1200 SPLS (4840 X 1075) - 02M/CS
AUTOCONER X6 V TYPE WITH 64 FRAMES (162 DRUMS)
MAINTENANCE ROOM
FREE SPACE
DRINKING WATER
PATHWAY
46.72
Expansion Joint

BLOCK - F (MAIN UNIT - III)

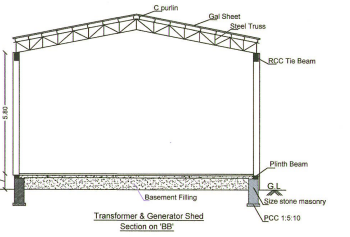
C purlin
Gal Sheet
Steel Truss
RCC Tie Beam
Plinth Beam
G.L
Basement Filling
Size stone masonry
PCC 1:5:10

Transformer & Generator Shed
Section on 'BB'

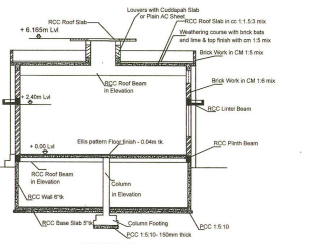
RCC Roof Slab
Louvers with Cuddapah Slab
RCC Roof Slab
Weathering course with brick bats
Brick Work in CM 1:5 mix
RCC Roof Beam
Brick Work in CM 1:6 mix
RCC Lintel Beam
RCC Plinth Beam
RCC Roof Beam
Column
PCC Base Slab
Column Footing
PCC 1:5:10

Section On - AA
(Power House)

BLOCK-H
SCALE : 1.100

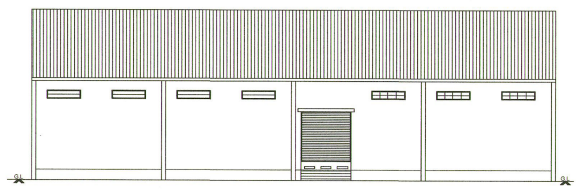

SOUTH SIDE - ELEVATION

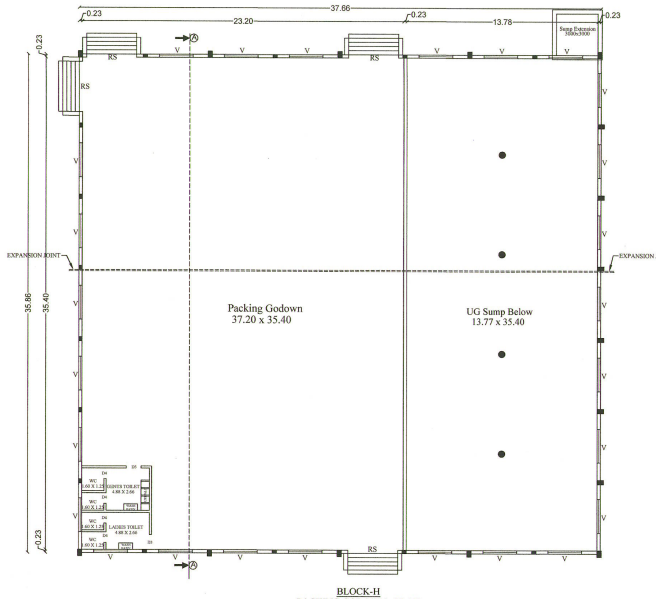
37.66
23.20
13.78
Packing Godown
37.20 x 35.40
UG Sump Below
13.77 x 35.40
EXPANSION JOINT
35.86
35.40

BLOCK-H
PACKING GODOWN - PLAN

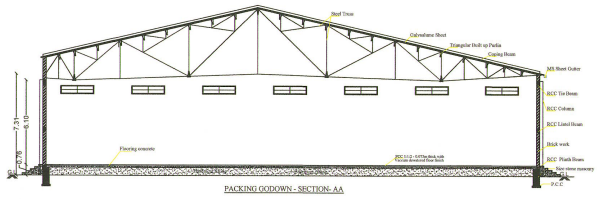

PACKING GODOWN - SECTION-AA

BLOCK-I
SCALE : 1.100

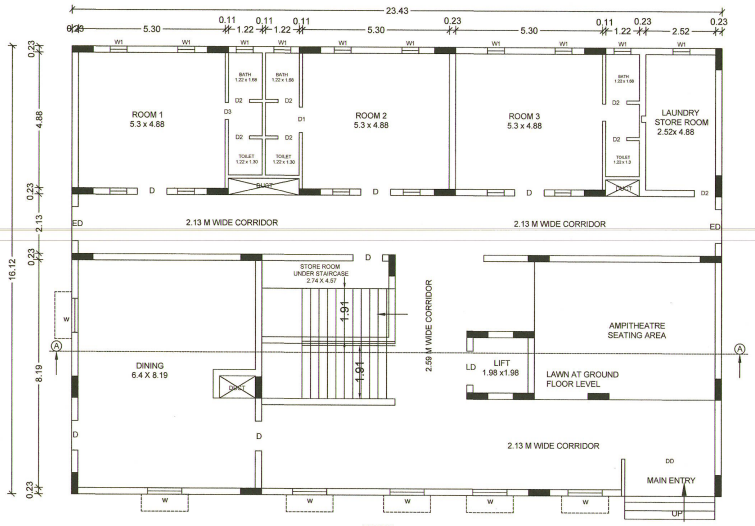
23.43
5.30
ROOM 1
5.3 x 4.88
ROOM 2
5.3 x 4.88
ROOM 3
5.3 x 4.88
LAUNDRY
STORE ROOM
2.52x 4.88
2.13 M WIDE CORRIDOR
STORE ROOM
UNDER STAIRCASE
DINING
6.4 X 8.19
LIFT
1.98 x1.98
AMPITHEATRE
SEATING AREA
LAWN AT GROUND
FLOOR LEVEL
2.59 M WIDE CORRIDOR
MAIN ENTRY
16.12

BLOCK-I
GROUND FLOOR

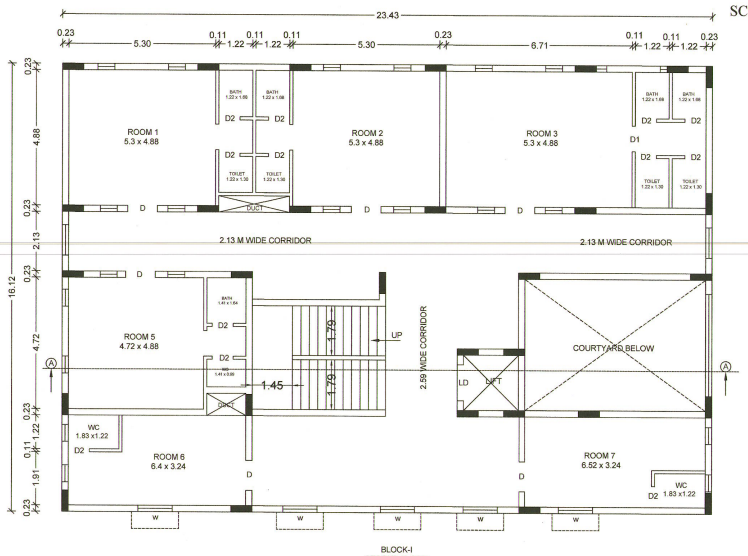
23.43
ROOM 1
5.3 x 4.88
ROOM 2
5.3 x 4.88
ROOM 3
5.3 x 4.88
2.13 M WIDE CORRIDOR
ROOM 5
4.72 x 4.88
COURTYARD BELOW
ROOM 6
6.4 x 3.24
ROOM 7
6.52 x 3.24
WC
1.83 x1.22
2.59 M WIDE CORRIDOR

BLOCK-I
SECOND FLOOR

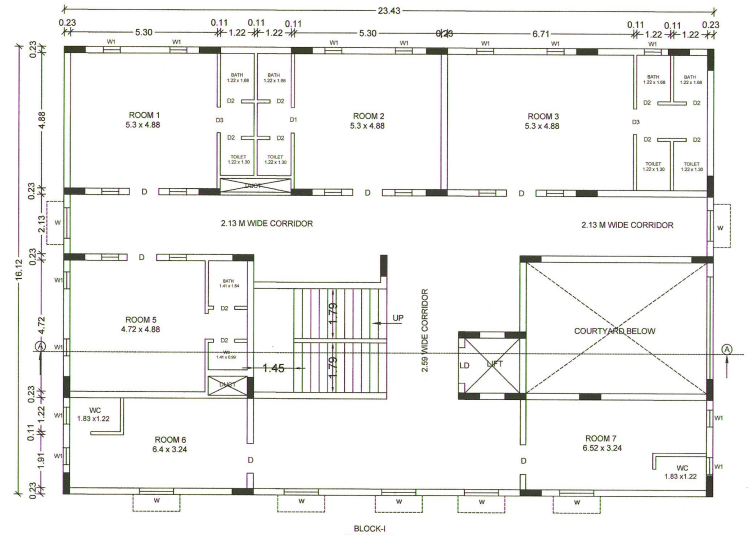
23.43
ROOM 1
5.3 x 4.88
ROOM 2
5.3 x 4.88
ROOM 3
5.3 x 4.88
2.13 M WIDE CORRIDOR
ROOM 5
4.72 x 4.88
COURTYARD BELOW
ROOM 6
6.4 x 3.24
ROOM 7
6.52 x 3.24
WC
1.83 x1.22
2.59 M WIDE CORRIDOR
16.12

BLOCK-I
FIRST FLOOR

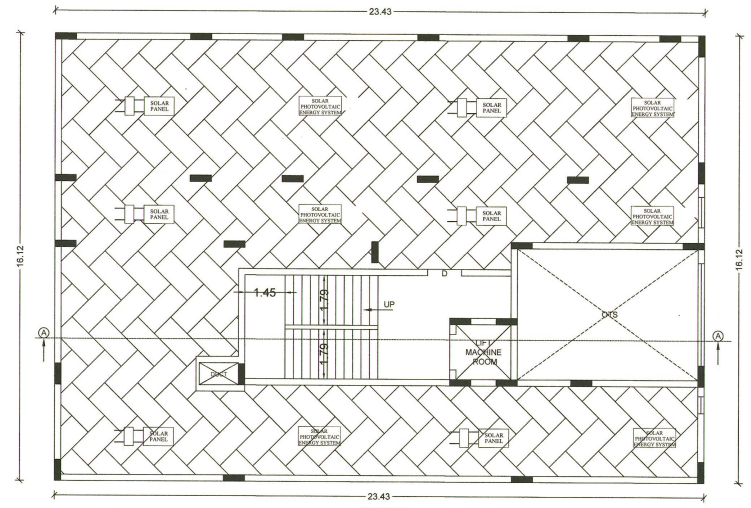
23.43
SOLAR PANEL
SOLAR PHOTOVOLTAIC ENERGY SYSTEM
LIFT MACHINE ROOM
16.12

BLOCK-I
TERRACE FLOOR PLAN

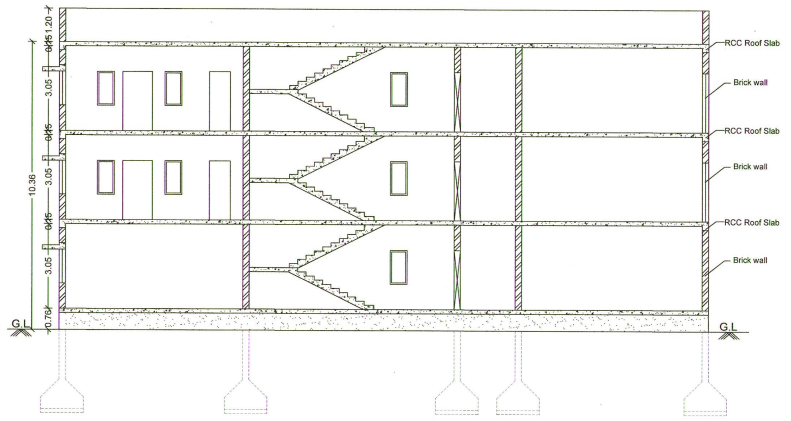
RCC Roof Slab
Brick wall
RCC Roof Slab
Brick wall
RCC Roof Slab
Brick wall
G.L



SITE AND DETAIL PLAN SHOWING THE PROPOSED ADDITIONAL CONSTRUCTION OF GALVALUME SHEET ROOF AND RCC (ORANGE CATEGORY) COTTON SPINNING AND WEAVING INDUSTRIAL BUILDING OF BLOCK-A HAVING GROUND FLOOR AND FIRST FLOOR, BLOCK-B HAVING GROUND FLOOR, BLOCK-C HAVING GROUND FLOOR, BLOCK-D HAVING GROUND, FIRST, SECOND & THIRD FLOOR, BLOCK-E HAVING GROUND FLOOR ,BLOCK-F HAVING GROUND FLOOR , BLOCK-G HAVING GROUND FLOOR AND CELLAR FLOOR, BLOCK-H HAVING GROUND FLOOR, BLOCK-I HAVING GROUND, FIRST AND SECOND FLOOR IN COTTON SPINNING AND WEAVING INDUSTRY (ORANGE CATEGORY) WITH 2741.96 HP IN SF.NO.198, 447/12, 447/1A1B, 447/1A6B, 447/1A7, AT ELANTHAKUTTAI VILLAGE, KUMARAPALAYAM TALUK, NAMAKKAL DISTRICT.

SCALE - 1 : 800
All Dimensions Are in Meter

NAME OF THE APPLICANT :
PALLAVA TEXTILES PRIVATE LIMITED
BY ITS DIRECTOR, M.RAVICHANDRAN.

AREA DETAILS :

AS PER PATTA - 52189.00 SQ.M
AS PER DOCUMENT - 12.89 ACRE (OR) 52163.98 SQ.M
AS PER SUPER IMPOSED SITE AREA - 52659.94 SQ.M

AREA DETAILS			
	FSI	Non FSI	Total
PROPOSED BUILDING			
BLOCK - A (OFFICE)			
GROUND FLOOR	108.99	-	108.99
BLOCK - B (VORTEX SHED)			
GROUND FLOOR	3431.96	-	3431.96
BLOCK - C (POWER HOUSE)			
GROUND FLOOR	792.50	-	792.50
BLOCK - D (MAIN UNIT-I,II)			
GROUND FLOOR	14971.07	-	14971.07
FIRST FLOOR	66.83	-	66.83
SECOND FLOOR	66.83	-	66.83
THIRD FLOOR	66.83	-	66.83
BLOCK - E (BALE GODOWN)			
GROUND FLOOR	750.39	-	750.39
BLOCK - F (MAIN UNIT-III)			
GROUND FLOOR	7097.50	-	7097.50
BLOCK - G (POWER HOUSE & TRANSFORMER YARD)			
GROUND FLOOR	505.94	-	505.94
CELLAR FLOOR	232.31	-	232.31
BLOCK - H (PACKING GODOWN)			
GROUND FLOOR	1350.49	-	1350.49
BLOCK - I (HOSTEL)			
GROUND FLOOR	377.65		377.65
FIRST FLOOR	377.65		377.65
SECOND FLOOR	377.65		377.65
TERRACE FLOOR	-	79.30	79.30
GRAND TOTAL	30574.59	79.30	30653.89

$$\text{FLOOR SPACE INDEX} = \frac{\text{FSI AREA}}{\text{SITE AREA}} = \frac{30574.59}{52163.98} = 0.58 < 1.5$$

HEIGHT OF THE BUILDING : 13.54

1	OSR REQUIRED	5266.00 (10.00%)
2	OSR PROVIDED	5453.49 (10.35%)

PARKING AREA DESCRIPTION	AREA	REQUIRED	PROVIDED
1 Car space for every 100 Sq.m of office floor area	108.99/100	3	4(Including 1 PH)
1 Two wheeler space for every 50 Sq.m of workshop floor area	27461.45/50	550	623
1 Two wheeler space for every 10 Rooms of hostel floor area	1132.95	3	7
1 Cycle space for every 50 Sq.m of workshop floor area	27461.45/50	550	790
1 Lorry space for every 500 Sq.m of workshop floor area	27461.45/500	55	62

REFERENCE:

⊛	FIRE ALARM SYSTEM
◎	HOSE REEL
FE	FIRE FIGHTING EQUIPMENTS
DRINKING WATER	DRINKING WATER

MACHINARY DETAILS					
S.NO	MACHINE NAME		HP	NOS	USAGE HP
1	BR-M/C	BLOW ROOM M/C	85.42	1 NOS	85.42
2	BD	BLENDOMAT	27	1 NOS	27
3	VFM	VITAL FAN MOTOR	7.50	1 NOS	7.50
4	CLC	CARDING LC 361	31.40	12 NOS	376.80
5	DF RSBD 40	DRAWING FRAME RSBD 40	14.89	4 NOS	59.56
6	DF SBD 22	DRAWING FRAME SBD 22	14.89	1 NOS	14.89
7	DF RSB 851	DRAWING FRAME RSB 851	14.89	1 NOS	14.89
8	S-LA 4200	SIMPLEX-LA 4200	55.38	3 NOS	166.14
9	SF - LR9AX / SD	SPINNING FRAME - LR9AX / SD	107.17	8 NOS	857.36
10	SF - LR9AX	SPINNING FRAME - LR9AX	97.42	6 NOS	584.52
11	VO	VORTEX	41.94	3 NOS	125.82
12	YCP	YCP	120.75	1 NOS	120.75
13	PP M/C	PALLET PACKING M/C	1.34	1 NOS	1.34
14	AR-1	AIR COMPRESSOR -1	80.40	1 NOS	80.40
15	AR-2	AIR COMPRESSOR -2	100.50	1 NOS	100.75
16	AR-3	AIR COMPRESSOR -3	80.40	1 NOS	80.40
17	AD-1,2,3	AIR DRYER -1,2,3	3.35	3 NOS	10.05
18	BP-1	BALE PRESS-1	7.37	1 NOS	7.37
19	RO M/C	ROVING M/C	1.00	1 NOS	1.00
20	BU M/C	BUFFING M/C	1.00	1 NOS	1.00
21	CRC M/C	CUT ROLL CLEANING M/C	2.00	1 NOS	2.00
22	AC	AIR COOLER	1.00	17 NOS	17.00
TOTAL HP			2741.96 HP		

JOINERY DETAILS		
1	DOOR-D	2.44 X 3.05
2	DOOR-D1	1.83 X 2.14
3	DOOR-D2	1.22 X 2.14
4	DOOR-D3	1.07 X 2.14
5	LIFT DOOR-LD	1.22 X 2.14
6	TOILET DOOR-D4	0.76 X 2.14
7	WINDOW - W	1.83 X 1.83
8	WINDOW - W1	1.22 X 1.83
9	VENTILATOR - V	1.83X 0.61
10	VENTILATOR - V1	1.22 X 0.60

NO.OF.WORKERS - 250 PERSONS	
MALE	175
FEMALE	75
HP.OF.BUILDING	2741.96

COLOR INDEX	
SITE BOUNDARY	▭
EXISTING ROAD	🟨
OSR	🟩
PROPOSED BUILDING	▨
DRIVE WAY	🟫

Er.C.PALANISAMY, B.E.,
Registered Engineer - TD/RE/Gr-I/2023/05/001
Registered Structural Engineer - 016/RSE II
Licensed Building Surveyor - 032/26/2016-2017
Consulting Civil Engineer
RG Builders No : 59/1, Swapna Towers (Third Floor),
Stanes Road 4th Street, Avinashi Main Road,
Tirupur -641602, Cell No: 9894042540
E.mail :cpsamy.rgbuilders@gmail.com

REGISTERED ENGINEER

For Pallava Textiles (P) Limited
Director

APPLICANT