PLAN SHOWING THE PROPOSED CONSTRUCTION OF GROUND FLOOR, FIRST FLOOR R.C.C ROOF & GALVALUME SHEET ROOF INDUSTRIAL (WHITE INDUSTRIES - S.NO.11.ELECTRICAL AND ELECTRONIC ITEM ASSEMBLY - COMPLETE DRY PROCESS) BUILDING WITH 45HP IN S.F.NO.35/1B,35/1C AT 85.R.KOMARAPALAYAM VILLAGE & PANCHAYAT, RASIPURAM TALUK, NAMAKKAL DISTRICT.

NAME OF THE APPLICANT :

M/S. NAMO SOLAR ROOFTOP SOLUTIONS PRIVATE LIMITED.

ONLINE APPLICATION NO: SWP/BPA/...../2026

SCALE = 1:100 | ALL DIMENSIONS ARE IN "METER"

AREA DETAILS :	In Sq.mt
AS PER PATTA	2774.00
AS PER DOCUMENT	2772.20
AS PER SUPER IMPOSED	2770.89

BUILDING AREA DETAILS :

S.NO.	DESCRIPTION	FSI AREA IN Sq.m	NON FSI AREA IN Sq.m	TOTAL BUILT UP AREA IN Sq.m
PROPOSED MACHINERY HALL BUILDING:				
1.	GROUND FLOOR	782.88	-	782.88
2.	FIRST FLOOR	208.90	-	208.90
3.	HEAD ROOM	-	26.57	26.57
	TOTAL AREA	991.78	26.57	1018.35

FLOOR SPACE INDEX(FSI) = TOTAL F.S.I AREA / AREA OF THE SITE = 991.78 / 2770.89 = 0.357 < 2.0

PLOT COVERAGE = GROUND FLOOR PLINTH AREA / AREA OF THE SITE = 782.88 / 2770.89 X 100 = 28.25%

MAXIMUM HEIGHT OF THE BUILDING :7.62M

OSR REQUIRED	OSR PROVIDED
277.09Sq.m (10.00%)	300.15Sq.m (10.83%)

PARKING AREA DESCRIPTION	REQUIRED	PROVIDED
CAR SPACE	1	3
TWO WHEELER SPACE	12	20
CYCLE SPACE	12	20
DA CAR SPACE	0	3
DA TWO WHEELER SPACE	0	5

JOINERY DETAILS

S.NO	DESCRIPTION	SIZE
1	ROLLING SHUTTER - RS1	3.05 X 3.66
2	ROLLING SHUTTER - RS2	1.22 X 2.13
3	DOOR - D1	1.00 X 2.13
4	DOOR - D2	0.76 X 2.13
5	OPEN - O	3.05 X 2.13
6	WINDOW - W	1.83 X 1.22
7	VENTILATOR - V	1.52 X 0.61
8	VENTILATOR - V1	0.91 X 0.61
9	VENTILATOR - V2	1.52 X 0.61

WORKERS DETAILS :

S.NO	DESCRIPTION	NO'S
1	MALE	20
2	FEMALE	05
	TOTAL	25
	(NO CHILD LABOURS)	

REFERENCE:

- FIRE ALARM SYSTEM
- HOSE REEL
- FE - FIRE FIGHTING EQUIPMENT
- DW - DRINKING WATER

MACHINERY DETAILS :

S.NO	MACHINE NAME	NO'S	HP	TOTAL HP
1	PTC- PUNCHING, THREADING & CUTTING	01	5	5
2	PC- PUNCHING & CUTTING	01	5	5
3	CUTTING	01	3	3
4	PUNCHING	02	3	6
5	ZENITH	01	3	3
6	COMPRESSOR	02	3	6
7	DRILLING MACHINE	06	2	12
8	ASSEMBLING & GRINDING	01	5	5
	TOTAL			45

ELEVATION

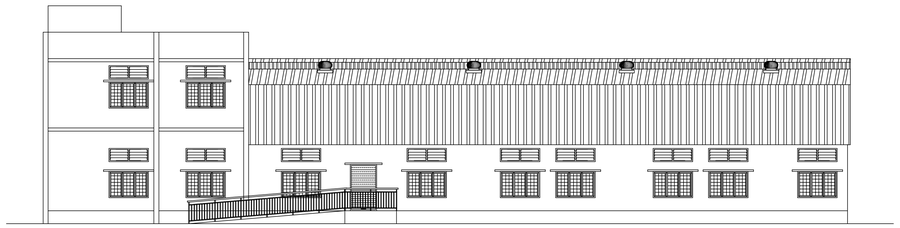

SECTION ON B-B

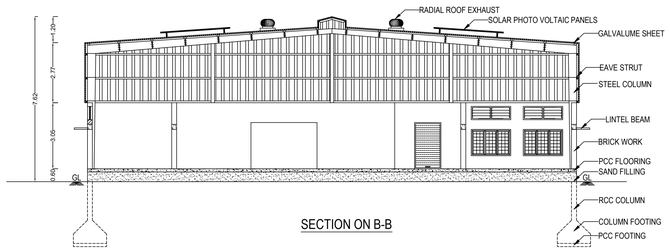

FIRST FLOOR PLAN

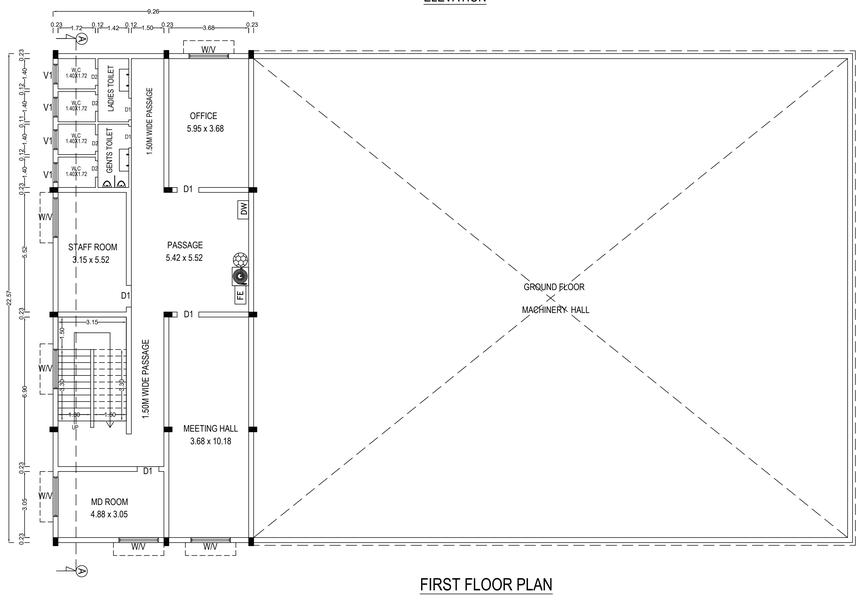

SECTION ON A-A

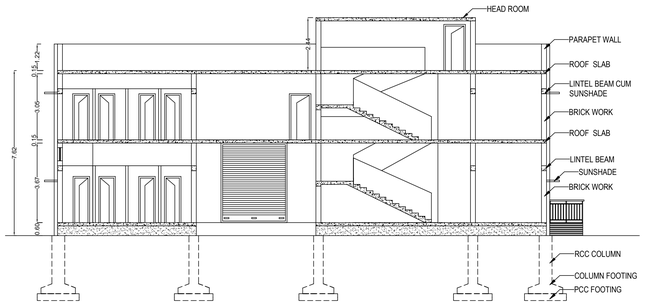

GROUND FLOOR PLAN

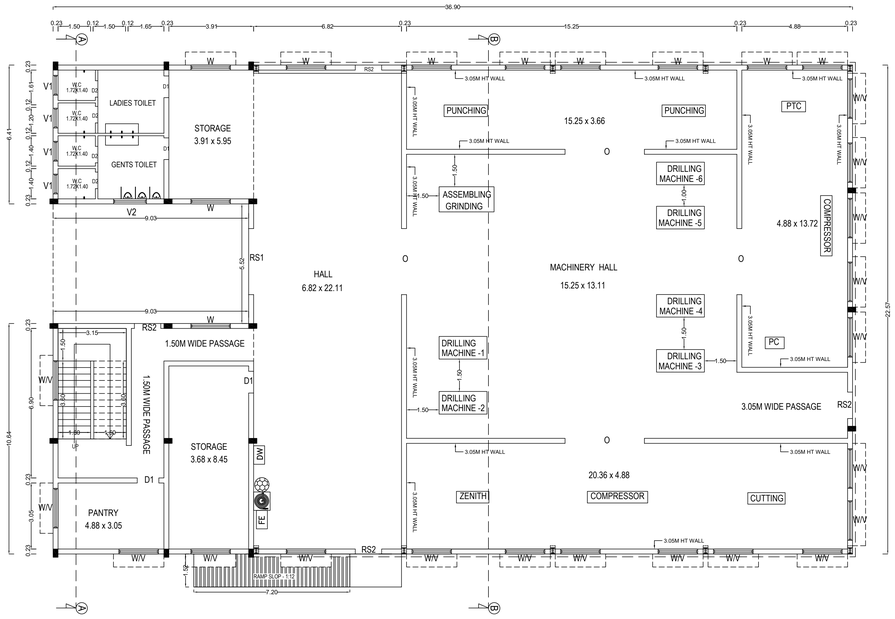

TERRACE FLOOR PLAN.

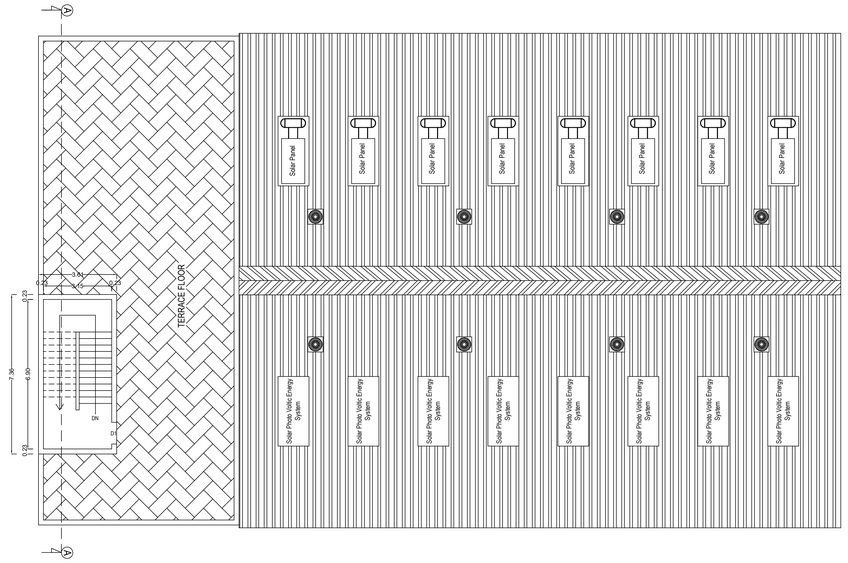

RWH SECTION (SAMPLE)

RWH_CAPACITY_L = 2000LTRS

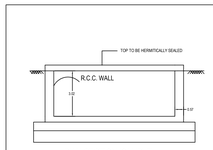

SEWAGE TREATMENT PLANT DETAILS

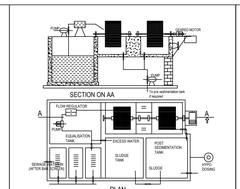

PLAN OF SEPTIC TANK

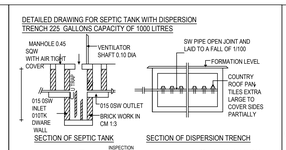

PLAN OF DISPERSION TRENCH

PLAN OF SOLAR WATER HEATING SYSTEM

SOLAR WATER HEATER

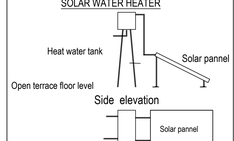

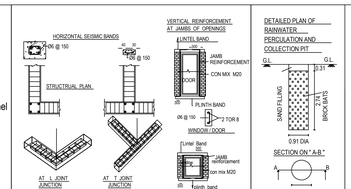

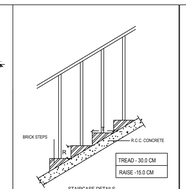

COLOUR INDEX:

- SITE BOUNDARY -
- EXISTING ROAD -
- PROPOSED BUILDING -
- DRIVE WAY -
- OSR -

Er. G. SELVAM D.C.E., B.E.,
Registered Structural Engineer Grade-II
TD / RSE / GR-II / 2023 / 05 / 002,
90, M.M.Y Complex, First Floor,
198, Kamaraj Road, Tirupur - 641 604.

STRUCTURAL ENGINEER

Er.S.KARTHIKEYAN.B.E.,
Registered Engineer
TZDVRE/Cr-II/2026/08/016
No.27/4/D, Devirajnagar, Perumanallur
Perumanallur Taluk, Namakkal Dist- 637 207.
CELL : 97913 32038 , 94870 82038

REGISTERED ENGINEER

For NAMO SOLAR ROOFTOP SOLUTIONS PVT. LIMITED

DIRECTOR

APPLICANT

LOCATION PLAN:

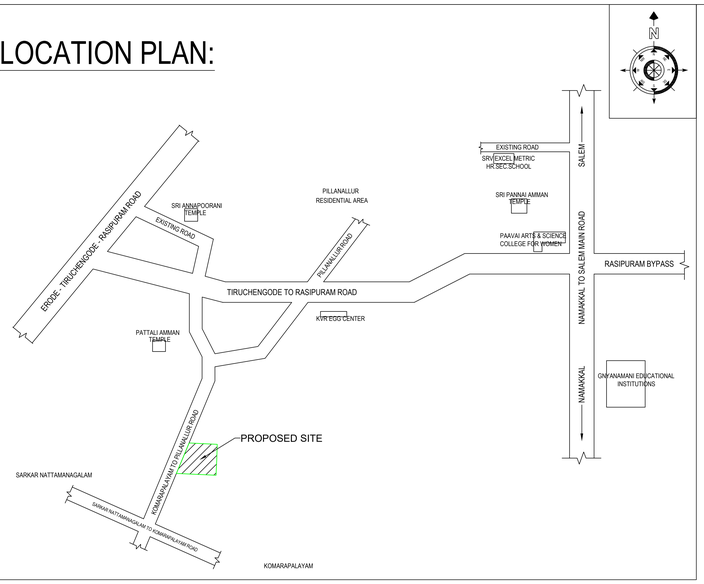

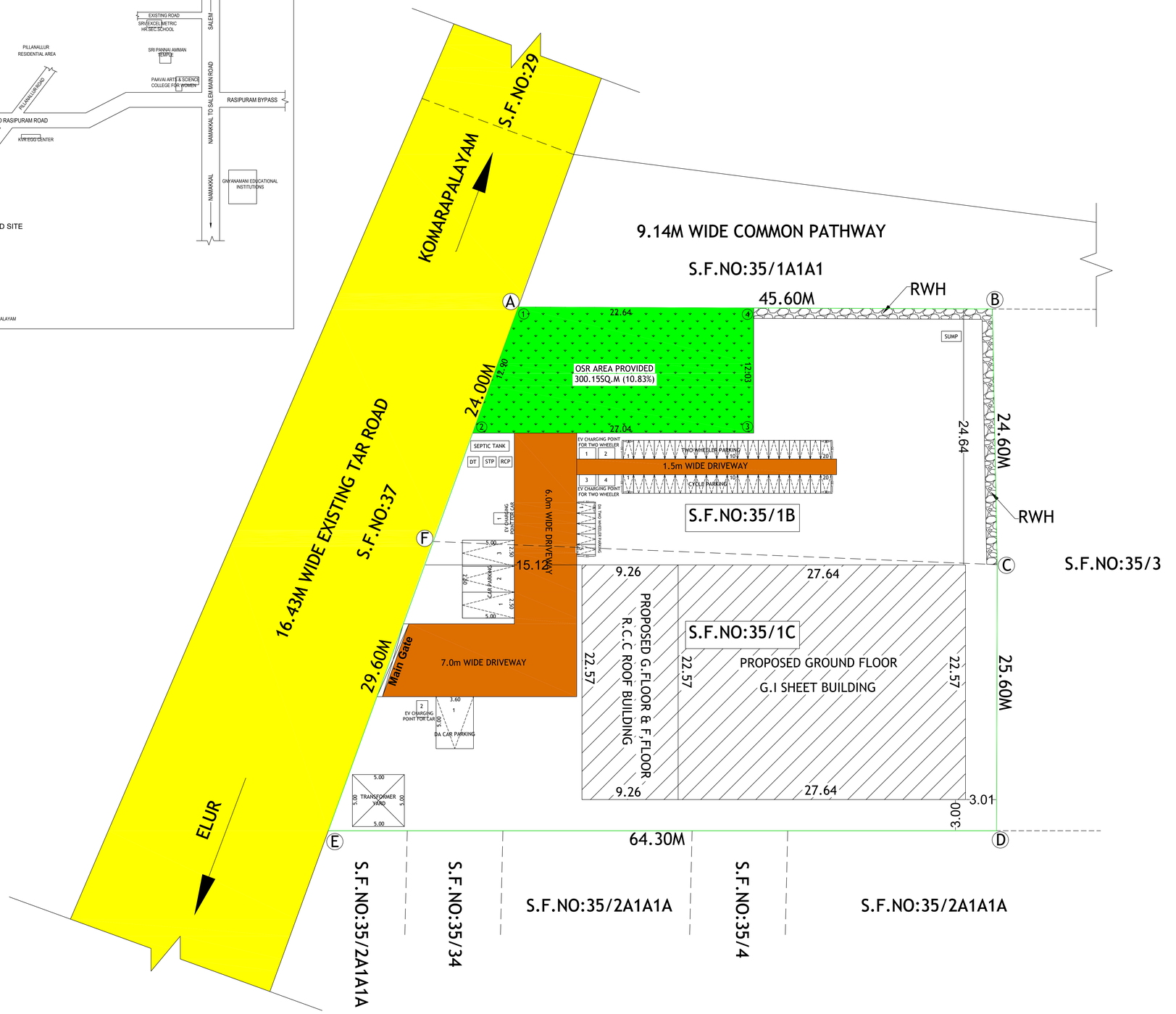

PLAN SHOWING THE PROPOSED CONSTRUCTION OF GROUND FLOOR, FIRST FLOOR R.C.C ROOF & GALVALUME SHEET ROOF INDUSTRIAL (WHITE INDUSTRIES - S.NO.11.ELECTRICAL AND ELECTRONIC ITEM ASSEMBLY - COMPLETE DRY PROCESS) BUILDING WITH 45HP IN S.F.NO.35/1B,35/1C AT 85.R.KOMARAPALAYAM VILLAGE & PANCHAYAT, RASIPURAM TALUK, NAMAKKAL DISTRICT.

NAME OF THE APPLICANT :

M/S. NAMO SOLAR ROOFTOP SOLUTIONS PRIVATE LIMITED.

ONLINE APPLICATION NO: SWP/BPA/...../2026

SCALE = 1:100 | ALL DIMENSIONS ARE IN "METER"

AREA DETAILS :	In Sq.mt
AS PER PATTA	2774.00
AS PER DOCUMENT	2772.20
AS PER SUPER IMPOSED	2770.89

BUILDING AREA DETAILS :

S.NO.	DESCRIPTION	FSI AREA IN Sq.m	NON FSI AREA IN Sq.m	TOTAL BUILT UP AREA IN Sq.m
PROPOSED MACHINERY HALL BUILDING:				
1.	GROUND FLOOR	782.88	-	782.88
2.	FIRST FLOOR	208.90	-	208.90
3.	HEAD ROOM	-	26.57	26.57
	TOTAL AREA	991.78	26.57	1018.35

FLOOR SPACE INDEX(FSI) = TOTAL F.S.I AREA / AREA OF THE SITE = 991.78 / 2770.89 = 0.357 < 2.0

PLOT COVERAGE = GROUND FLOOR PLINTH AREA / AREA OF THE SITE = 782.88 / 2770.89 X 100 = 28.25%

MAXIMUM HEIGHT OF THE BUILDING :7.62M

OSR REQUIRED	OSR PROVIDED
277.09Sq.m (10.00%)	300.15Sq.m (10.83%)

PARKING AREA DESCRIPTION	REQUIRED	PROVIDED
CAR SPACE	1	3
TWO WHEELER SPACE	12	20
CYCLE SPACE	12	20
DA CAR SPACE	0	1
DA TWO WHEELER SPACE	0	5

JOINERY DETAILS

S.NO	DESCRIPTION	SIZE
1	ROLLING SHUTTER - RS1	3.05 X 3.66
2	ROLLING SHUTTER - RS2	1.22 X 2.13
3	DOOR - D1	1.00 X 2.13
4	DOOR - D2	0.76 X 2.13
5	OPEN - O	3.05 X 2.13
6	WINDOW - W	1.83 X 1.22
7	VENTILATOR - V	1.83 X 0.61
8	VENTILATOR - V1	0.91 X 0.61
9	VENTILATOR - V2	1.52 X 0.61

WORKERS DETAILS :

S.NO	DESCRIPTION	NO'S
1	MALE	20
2	FEMALE	05
	TOTAL	25

(NO CHILD LABOURS)

REFERENCE:
- FIRE ALARM SYSTEM
- HOSE REEL
- FE - FIRE FIGHTING EQUIPMENT
- DW - DRINKING WATER

MACHINERY DETAILS :

S.NO	MACHINE NAME	NO'S	HP	TOTAL HP
1	PTC- PUNCHING, THREADING & CUTTING	01	5	5
2	PC- PUNCHING & CUTTING	01	5	5
3	CUTTING	01	3	3
4	PUNCHING	02	3	6
5	ZENITH	01	3	3
6	COMPRESSOR	02	3	6
7	DRILLING MACHINE	06	2	12
8	ASSEMBLING & GRINDING	01	5	5
	TOTAL			45

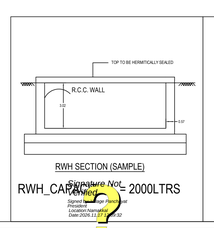

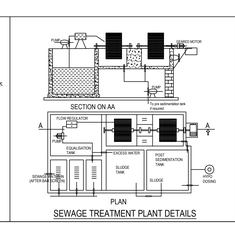

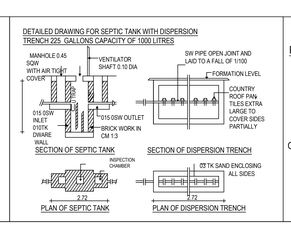

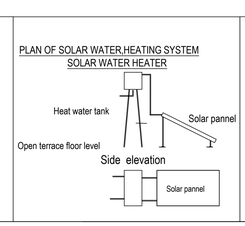

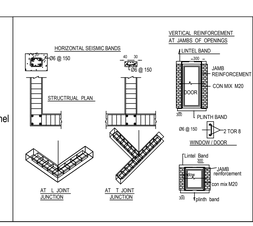

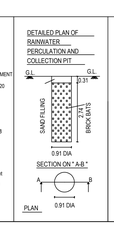

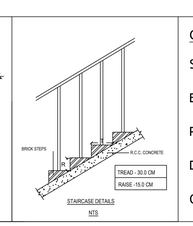

COLOUR INDEX:
- SITE BOUNDARY -
- EXISTING ROAD -
- PROPOSED BUILDING -
- DRIVE WAY -
- OSR -

Er. G. SELVAM D.C.E., B.E.,
Registered Structural Engineer Grade-II
TD / RSE / GR-II / 2023 / 05 / 002,
30, M.M.Y Complex, First Floor,
156, Kamaraj Road, Tirupur - 641 604.

STRUCTURAL ENGINEER

Er.S.KARTHIKEYAN B.E.,
Registered Engineer
TZO/RE/Gr-II/2024/68/016
No.2/140, Devirajavarm, Paramathi,
Paramathivelur Taluk, Namakkal Dist- 637 207.
CELL : 97913 32038 - 94879 62038

REGISTERED ENGINEER

For NAMO SOLAR ROOFTOP SOLUTIONS PVT. LIMITED

DIRECTOR

APPLICANT