PP APPROVAL RECORD

Planning Permission

Ranipet district, Tamil Nadu

APPROVAL TYPE
Building Plan

ISSUING AUTHORITY
DTCP

The approval as the planning authority issued it, reproduced in full behind this page.

An approval speaks to what was sanctioned, not to what was built. Completion is a separate record.

Verified RealEstate™
3/350/2 Mettukuppam,
OMR Thoraipakkam,
Chennai 600 097, India

hello@verified.realestate
+91 9996 12 9996
verified.realestate

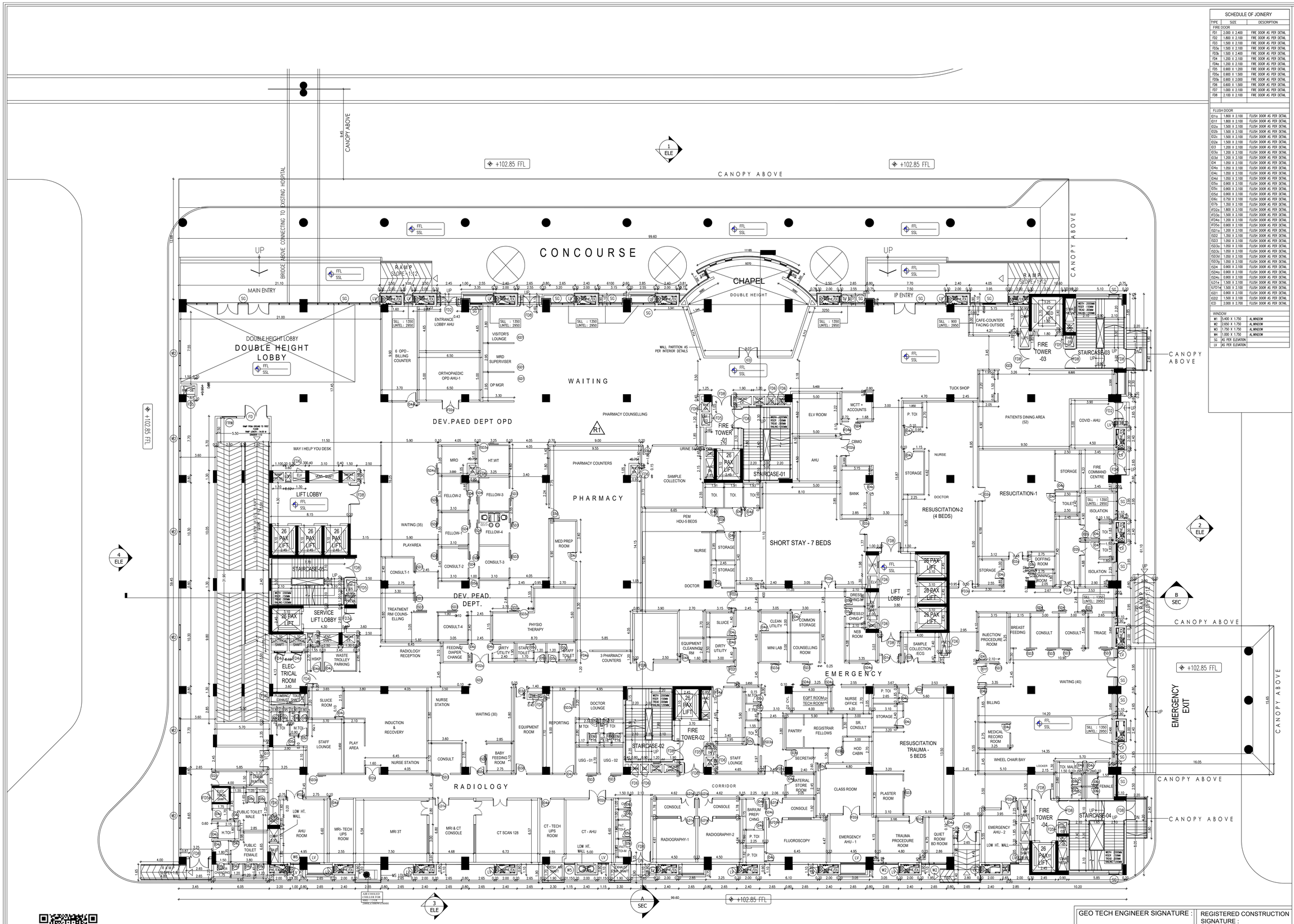

PHASE-01-GROUND FLOOR PLAN

SCHEDULE OF JOINERY		
TYPE	SIZE	DESCRIPTION
FIRE DOOR		
FD1	2.000 X 2.400	FIRE DOOR AS PER DETAIL
FD2	1.800 X 2.100	FIRE DOOR AS PER DETAIL
FD3	1.500 X 2.100	FIRE DOOR AS PER DETAIL
FD3s	1.500 X 2.100	FIRE DOOR AS PER DETAIL
FD3b	1.500 X 2.400	FIRE DOOR AS PER DETAIL
FD4	1.200 X 2.100	FIRE DOOR AS PER DETAIL
FD4s	1.200 X 2.100	FIRE DOOR AS PER DETAIL
FD5	0.900 X 1.200	FIRE DOOR AS PER DETAIL
FD5s	0.900 X 1.500	FIRE DOOR AS PER DETAIL
FD5b	0.900 X 2.000	FIRE DOOR AS PER DETAIL
FD6	0.800 X 1.500	FIRE DOOR AS PER DETAIL
FD7	1.000 X 2.100	FIRE DOOR AS PER DETAIL
FD8	2.100 X 2.100	FIRE DOOR AS PER DETAIL
FLUSH DOOR		
ID1s	1.800 X 2.100	FLUSH DOOR AS PER DETAIL
ID1f	1.800 X 2.100	FLUSH DOOR AS PER DETAIL
ID2s	1.500 X 2.100	FLUSH DOOR AS PER DETAIL
ID2b	1.500 X 2.100	FLUSH DOOR AS PER DETAIL
ID2c	1.500 X 2.100	FLUSH DOOR AS PER DETAIL
ID2e	1.500 X 2.100	FLUSH DOOR AS PER DETAIL
ID3	1.200 X 2.100	FLUSH DOOR AS PER DETAIL
ID3s	1.200 X 2.100	FLUSH DOOR AS PER DETAIL
ID3d	1.200 X 2.100	FLUSH DOOR AS PER DETAIL
ID4	1.050 X 2.100	FLUSH DOOR AS PER DETAIL
ID4s	1.050 X 2.100	FLUSH DOOR AS PER DETAIL
ID4c	1.050 X 2.100	FLUSH DOOR AS PER DETAIL
ID4d	1.050 X 2.100	FLUSH DOOR AS PER DETAIL
ID5s	0.900 X 2.100	FLUSH DOOR AS PER DETAIL
ID5c	0.900 X 2.100	FLUSH DOOR AS PER DETAIL
ID5d	0.900 X 2.100	FLUSH DOOR AS PER DETAIL
ID6c	0.750 X 2.100	FLUSH DOOR AS PER DETAIL
ID7b	1.350 X 2.100	FLUSH DOOR AS PER DETAIL
IFD2s	1.800 X 2.100	FLUSH DOOR AS PER DETAIL
IFD3s	1.500 X 2.100	FLUSH DOOR AS PER DETAIL
IFD4s	1.200 X 2.100	FLUSH DOOR AS PER DETAIL
IFD5s	0.900 X 2.100	FLUSH DOOR AS PER DETAIL
ISD1s	1.200 X 2.100	FLUSH DOOR AS PER DETAIL
ISD2	1.350 X 2.100	FLUSH DOOR AS PER DETAIL
ISD3	1.050 X 2.100	FLUSH DOOR AS PER DETAIL
ISD3s	1.050 X 2.100	FLUSH DOOR AS PER DETAIL
ISD3c	1.050 X 2.100	FLUSH DOOR AS PER DETAIL
ISD3d	1.050 X 2.100	FLUSH DOOR AS PER DETAIL
ISD3q	1.050 X 2.100	FLUSH DOOR AS PER DETAIL
ISD4	0.900 X 2.100	FLUSH DOOR AS PER DETAIL
ISD4s	0.900 X 2.100	FLUSH DOOR AS PER DETAIL
ISD4c	0.900 X 2.100	FLUSH DOOR AS PER DETAIL
ILD1e	1.500 X 2.100	FLUSH DOOR AS PER DETAIL
ILFD1d	1.500 X 2.100	FLUSH DOOR AS PER DETAIL
IGD1	0.900 X 2.100	FLUSH DOOR AS PER DETAIL
IGD2	1.500 X 2.100	FLUSH DOOR AS PER DETAIL
ICD	2.000 X 2.700	FLUSH DOOR AS PER DETAIL
WINDOW		
W1	5.400 X 1.750	AL WINDOW
W2	2.650 X 1.750	AL WINDOW
W3	1.750 X 1.750	AL WINDOW
W4	1.000 X 1.750	AL WINDOW
SC	AS PER ELEVATION	
LV	AS PER ELEVATION	

SHEET NO. 01/17

ORIENTATION
North
N

PLAN SHOWING THE REVISED CONSTRUCTION OF B.NO.54 PEDIATRIC SPECIALITY BLOCK CONSISTING OF GROUND FLOOR + 7 FLOORS & B.NO.55 SERVICE BLOCK CONSISTING OF GROUND FLOOR ONLY AT CHRISTIAN MEDICAL COLLEGE VELLORE ASSOCIATION VELLORE, RANIPET CAMPUS AT SF.NO: 166/1A,1B,1C,1D, 1E, 1F, 1G, 1H, 2A, 2B, 2C, 2D, 2E, 2F, 2G, 2H, 2I, 2J, 2K, 3A, 174/1, 2, 3A, 176/1, 184/1A2, 3, 185/1B, 1C, 1D, 1E, 186/2, 187/1, 2, 3, 188/1A, 1B, 189/1A, 2A, 190/1, 191/1B, 2, 192/1A, 1B, 1C, 2, 3, 304/1, 2, 305/2B, 2C, 2D, 2E, 2F, 2G, 2H, 2I, 3A1B, 3A2, 3B2, 306/3, 7, 8, 307/1A, 1B, 2A, 2B, 308/1A, 1B, 1C, 1D, 1E, 2C, 2J, 2K, 2L, 2M, 309/5, 6, 7, 8, 9, 312/3B, 4B, 317/1B, 2, 318/1, 2A, 2B, 2C, 2D, 2E, 2F, 2G, 2H, 2I, 2J, 2K2, 2L, 2M2, 2N, 319/1A2, 1B2, 1C, 2B2, 3A, 3B, 320/1A2, 1B, 1E, 1F,1G1, 1G2, 1H1, 1H2, 1J, 1K, 1L, 1M, 1N, 1O, 1P, 2B, 321/1, 322/2 IN KILMINNAL VILLAGE, WALAJA TALUK, RANIPET DISTRICT - 632 517.

MATERIAL SPECIFICATION FOR PROPOSED WORK

1. FOUNDATION IN P.C.C 1:5:10 OVER SAND FILLING
2. BASEMENT WITH RCC M25 MIX & RCC M25 MIX COLUMNS
3. SUPER STRUCTURE IN BLOCK WORK
4. FOUNDATION WITH R.C.C COLUMNS M25 MIX
5. FLOORING USING CEMENT CONCRETE IN UTILITY AREA
6. VACUUM DEWATERING FLOORING IN BASEMENT
7. INTERNAL PLASTERING OF 12mm THK. C.M. 1:3AND EXTERNAL PLASTERING OF 18mm THK. C.M 1:6
8. RCC ROOF SLAB AND BEAMS OF M25 WITH REQUIRED DEPTH
9. RCC LINTEL OF M25 WITH REQUIRED DEPTH
10. WEATHERING COURSE PROVIDED OVER ROOF SLAB
11. JOINERY - UPVC/ALUMINIUM GLAZED WINDOWS, VENTILATORS AND DOORS

TITLE	:	B.NO. 54 PEDIATRIC SPECIALITY BLOCK
FLOOR	:	GROUND FLOOR PLAN
SCALE:- 1:100		DRN :

NOTE : ALL DIMENSIONS ARE IN METERS

OWNER'S SIGNATURE :

GENERAL SUPERINTENDENT
CHRISTIAN MEDICAL COLLEGE
VELLORE - 632 004.

STRUCTURAL ENGINEER'S SIGNATURE :

PRAM KAMEL DHAS .C
M.E. Structural Engineering
Registered Structural Engineer Grade-I (RSE)
Reg. No: TVLR/RSE/Gr-I/2023/02/001

GEO TECH ENGINEER SIGNATURE :

Er. J. MALATHI, M.E(GEOTECH),
Govt. Registered Geo Tech Engineer,
Reg. No: GTA/21/08/001 (OTCP)
No. 68, Phase - III, Vasantham Nagar Extn.,
VALLALAR, VELLORE - 632 009.
Mobile : 95004 82883, 87782 38[illegible]

REGISTERED CONSTRUCTION SIGNATURE :

K. YUVARAJ, B.E
Registered Construction Engineer (CE)
Reg. No: CE/June-2024/007
Plot No. 39, Mugilathma Gandhi Street,
Pudhuma Nagar, Arcot, Vellore - 632 055.
kyuvaraj72@gmail.com Mob: 9442816139

ARCHITECT SIGNATURE :

R. BENJAMIN
B.Arch.,FIA.,AIID
Reg.No:CA/86/10033

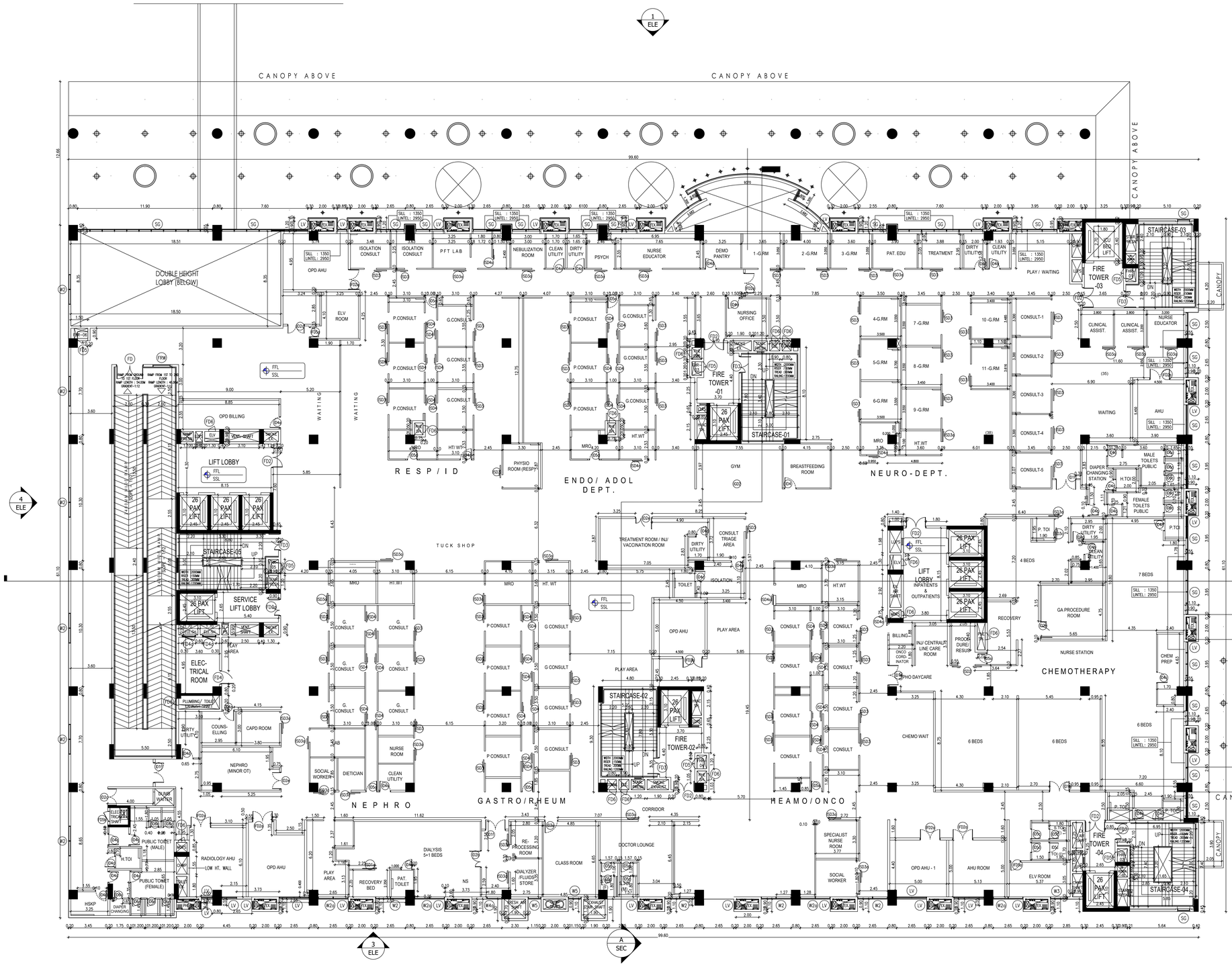

PHASE-01-1ST FLOOR PLAN

SCHEDULE OF JOINERY		
TYPE	SIZE	DESCRIPTION
FIRE DOOR		
FD1	2.000 X 2.400	FIRE DOOR AS PER DETAIL
FD2	1.800 X 2.100	FIRE DOOR AS PER DETAIL
FD3	1.500 X 2.100	FIRE DOOR AS PER DETAIL
FD3a	1.500 X 2.100	FIRE DOOR AS PER DETAIL
FD3b	1.500 X 2.400	FIRE DOOR AS PER DETAIL
FD4	1.200 X 2.100	FIRE DOOR AS PER DETAIL
FD4a	1.200 X 2.100	FIRE DOOR AS PER DETAIL
FD5	0.900 X 1.200	FIRE DOOR AS PER DETAIL
FD5a	0.900 X 1.500	FIRE DOOR AS PER DETAIL
FD5b	0.900 X 2.000	FIRE DOOR AS PER DETAIL
FD6	0.600 X 1.500	FIRE DOOR AS PER DETAIL
FD7	1.000 X 2.100	FIRE DOOR AS PER DETAIL
FD8	2.100 X 2.100	FIRE DOOR AS PER DETAIL
FLUSH DOOR		
fD1a	1.800 X 2.100	FLUSH DOOR AS PER DETAIL
fD1f	1.800 X 2.100	FLUSH DOOR AS PER DETAIL
fD2a	1.500 X 2.100	FLUSH DOOR AS PER DETAIL
fD2b	1.500 X 2.100	FLUSH DOOR AS PER DETAIL
fD2c	1.500 X 2.100	FLUSH DOOR AS PER DETAIL
fD2e	1.500 X 2.100	FLUSH DOOR AS PER DETAIL
fD3	1.200 X 2.100	FLUSH DOOR AS PER DETAIL
fD3a	1.200 X 2.100	FLUSH DOOR AS PER DETAIL
fD3d	1.200 X 2.100	FLUSH DOOR AS PER DETAIL
fD4	1.050 X 2.100	FLUSH DOOR AS PER DETAIL
fD4a	1.050 X 2.100	FLUSH DOOR AS PER DETAIL
fD4c	1.050 X 2.100	FLUSH DOOR AS PER DETAIL
fD4d	1.050 X 2.100	FLUSH DOOR AS PER DETAIL
fD5a	0.900 X 2.100	FLUSH DOOR AS PER DETAIL
fD5c	0.900 X 2.100	FLUSH DOOR AS PER DETAIL
fD5d	0.900 X 2.100	FLUSH DOOR AS PER DETAIL
fD6c	0.750 X 2.100	FLUSH DOOR AS PER DETAIL
fD7b	1.350 X 2.100	FLUSH DOOR AS PER DETAIL
fFD2a	1.800 X 2.100	FLUSH DOOR AS PER DETAIL
fFD3a	1.500 X 2.100	FLUSH DOOR AS PER DETAIL
fFD4a	1.200 X 2.100	FLUSH DOOR AS PER DETAIL
fFD5a	0.900 X 2.100	FLUSH DOOR AS PER DETAIL
fSD1a	1.200 X 2.100	FLUSH DOOR AS PER DETAIL
fSD2	1.350 X 2.100	FLUSH DOOR AS PER DETAIL
fSD3	1.050 X 2.100	FLUSH DOOR AS PER DETAIL
fSD3a	1.050 X 2.100	FLUSH DOOR AS PER DETAIL
fSD3c	1.050 X 2.100	FLUSH DOOR AS PER DETAIL
fSD3d	1.050 X 2.100	FLUSH DOOR AS PER DETAIL
fSD3e	1.050 X 2.100	FLUSH DOOR AS PER DETAIL
fSD4	0.900 X 2.100	FLUSH DOOR AS PER DETAIL
fSD4a	0.900 X 2.100	FLUSH DOOR AS PER DETAIL
fSD4c	0.900 X 2.100	FLUSH DOOR AS PER DETAIL
fLD1e	1.500 X 2.100	FLUSH DOOR AS PER DETAIL
fUTD1e	1.500 X 2.100	FLUSH DOOR AS PER DETAIL
fGD1	0.900 X 2.100	FLUSH DOOR AS PER DETAIL
fGD2	1.500 X 2.100	FLUSH DOOR AS PER DETAIL
fCD	2.000 X 2.700	FLUSH DOOR AS PER DETAIL
WINDOW		
W1	5.400 X 1.750	AL.WINDOW
W2	2.850 X 1.750	AL.WINDOW
W3	1.750 X 1.750	AL.WINDOW
W4	1.000 X 1.750	AL.WINDOW
SG	AS PER ELEVATION	
LV	AS PER ELEVATION	

SHEET NO. 02/17

ORIENTATION
North
N

PLAN SHOWING THE REVISED CONSTRUCTION OF B.NO.54 PEDIATRIC SPECIALITY BLOCK CONSISTING OF GROUND FLOOR + 7 FLOORS & B.NO.55 SERVICE BLOCK CONSISTING OF GROUND FLOOR ONLY AT CHRISTIAN MEDICAL COLLEGE VELLORE ASSOCIATION VELLORE, RANIPET CAMPUS AT SF.NO: 166/1A,1B,1C,1D, 1E, 1F, 1G, 1H, 2A, 2B, 2C, 2D, 2E, 2F, 2G, 2H, 2I, 2J, 2K, 3A, 174/1, 2, 3A, 176/1, 184/1A2, 3, 185/1B, 1C, 1D, 1E, 186/2, 187/1, 2, 3, 188/1A, 1B, 189/1A, 2A, 190/1, 191/1B, 2, 192/1A, 1B, 1C, 2, 3, 304/1, 2, 305/2B, 2C, 2D, 2E, 2F, 2G, 2H, 2I, 3A1B, 3A2, 3B2, 306/3, 7, 8, 307/1A, 1B, 2A, 2B, 308/1A, 1B, 1C, 1D, 1E, 2C, 2J, 2K, 2L, 2M, 309/5, 6, 7, 8, 9, 312/3B, 4B, 317/1B, 2, 318/1, 2A, 2B, 2C, 2D, 2E, 2F, 2G, 2H, 2I, 2J, 2K2, 2L, 2M2, 2N, 319/1A2, 1B2, 1C, 2B2, 3A, 3B, 320/1A2, 1B, 1E, 1F,1G1, 1G2, 1H1, 1H2, 1J, 1K, 1L, 1M, 1N, 1O, 1P, 2B, 321/1, 322/2 IN KILMINNAL VILLAGE, WALAJA TALUK, RANIPET DISTRICT - 632 517.

MATERIAL SPECIFICATION FOR PROPOSED WORK

1. FOUNDATION IN P.C.C 1:5:10 OVER SAND FILLING
2. BASEMENT WITH RCC M25 MIX & RCC M25 MIX COLUMNS
3. SUPER STRUCTURE IN BLOCK WORK
4. FOUNDATION WITH R.C.C COLUMNS M25 MIX
5. FLOORING USING CEMENT CONCRETE IN UTILITY AREA
6. VACUUM DEWATERING FLOORING IN BASEMENT
7. INTERNAL PLASTERING OF 12mm THK. C.M. 1:3AND EXTERNAL PLASTERING OF 18mm THK. C.M 1:6
8. RCC ROOF SLAB AND BEAMS OF M25 WITH REQUIRED DEPTH
9. RCC LINTEL OF M25 WITH REQUIRED DEPTH
10. WEATHERING COURSE PROVIDED OVER ROOF SLAB
11. JOINERY - UPVC/ALUMINIUM GLAZED WINDOWS, VENTILATORS AND DOORS

TITLE	:	B.NO. 54 PEDIATRIC SPECIALITY BLOCK
FLOOR	:	FIRST FLOOR PLAN
SCALE:- 1:100		DRN :

NOTE : ALL DIMENSIONS ARE IN METERS

OWNER'S SIGNATURE :

GENERAL SUPERINTENDENT
CHRISTIAN MEDICAL COLLEGE
VELLORE - 632 004.

STRUCTURAL ENGINEER'S SIGNATURE :

PRAM KAMEL DHAS .C
M.E. Structural Engineering
Registered Structural Engineer Grade-I (RSE)
Reg. No: TVLR/RSE/Gr-I/2023/02/001

GEO TECH ENGINEER SIGNATURE :

Er. J. MALATHY, M.E(GEOTECH),
Govt. Registered Geo Tech Engineer,
Reg. No: GTA/21/08/001 (OTCP)
No. 6B, Phase - III, Vasantham Nagar Extn.,
VALLALAR, VELLORE - 632 009.
Mobile : 95004 82683, 87783 26 [illegible]

REGISTERED CONSTRUCTION SIGNATURE :

K. YUVARAJ, B.E
Registered Construction Engineer (CE)
Reg. No: CE/June-2024/007
Plot No. 39, Mugilathma Gandhi Street,
Pudumai Nagar, Arcot, Vellore - 632 055.
kyuvaraj73@gmail.com Mob: 9442819738

ARCHITECT SIGNATURE :

R. BENJAMIN
B.Arch.,FIIA.,AIIID
Reg.No: CA/86/10033

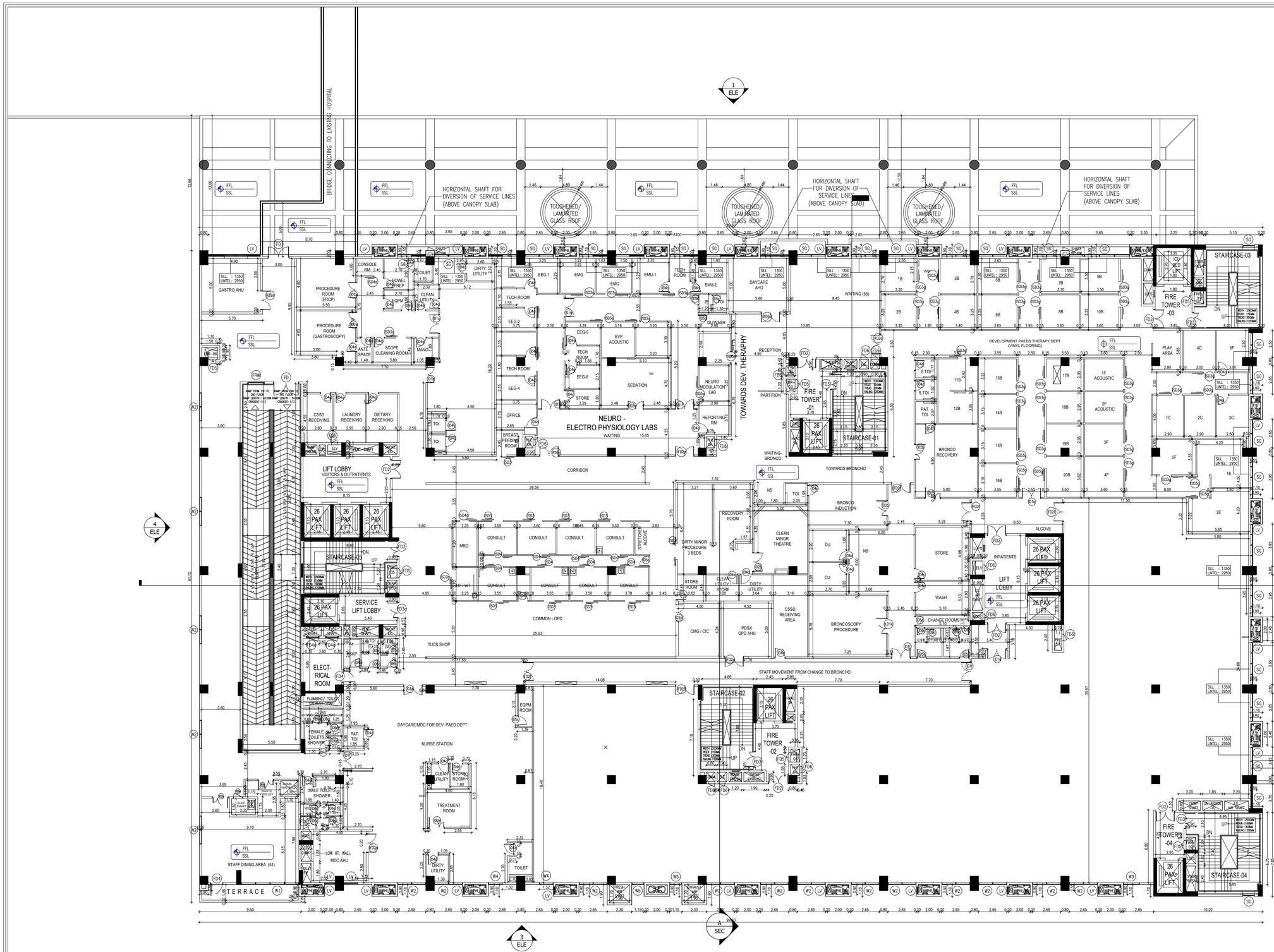

PHASE-01-2ND FLOOR PLAN

SCHEDULE OF JOINERY		
TYPE	SIZE	DESCRIPTION
FIRE DOOR		
FD1	2,000 X 2,400	FIRE DOOR AS PER DETAIL
FD2	1,800 X 2,100	FIRE DOOR AS PER DETAIL
FD3	1,500 X 2,100	FIRE DOOR AS PER DETAIL
FD3s	1,500 X 2,100	FIRE DOOR AS PER DETAIL
FD3b	1,500 X 2,400	FIRE DOOR AS PER DETAIL
FD4	1,200 X 2,100	FIRE DOOR AS PER DETAIL
FD4s	1,200 X 2,100	FIRE DOOR AS PER DETAIL
FD5	0,900 X 1,200	FIRE DOOR AS PER DETAIL
FD5s	0,900 X 1,500	FIRE DOOR AS PER DETAIL
FD5b	0,900 X 2,000	FIRE DOOR AS PER DETAIL
FD6	0,800 X 1,500	FIRE DOOR AS PER DETAIL
FD7	1,000 X 2,100	FIRE DOOR AS PER DETAIL
FD8	2,100 X 2,100	FIRE DOOR AS PER DETAIL
FLUSH DOOR		
ID1s	1,800 X 2,100	FLUSH DOOR AS PER DETAIL
ID1f	1,800 X 2,100	FLUSH DOOR AS PER DETAIL
ID2s	1,500 X 2,100	FLUSH DOOR AS PER DETAIL
ID2b	1,500 X 2,100	FLUSH DOOR AS PER DETAIL
ID2c	1,500 X 2,100	FLUSH DOOR AS PER DETAIL
ID2e	1,500 X 2,100	FLUSH DOOR AS PER DETAIL
ID3	1,200 X 2,100	FLUSH DOOR AS PER DETAIL
ID3s	1,200 X 2,100	FLUSH DOOR AS PER DETAIL
ID3d	1,200 X 2,100	FLUSH DOOR AS PER DETAIL
ID4	1,050 X 2,100	FLUSH DOOR AS PER DETAIL
ID4s	1,050 X 2,100	FLUSH DOOR AS PER DETAIL
ID4c	1,050 X 2,100	FLUSH DOOR AS PER DETAIL
ID4d	1,050 X 2,100	FLUSH DOOR AS PER DETAIL
ID5s	0,900 X 2,100	FLUSH DOOR AS PER DETAIL
ID5c	0,900 X 2,100	FLUSH DOOR AS PER DETAIL
ID5d	0,900 X 2,100	FLUSH DOOR AS PER DETAIL
ID6c	0,750 X 2,100	FLUSH DOOR AS PER DETAIL
ID7b	1,350 X 2,100	FLUSH DOOR AS PER DETAIL
IFD2s	1,800 X 2,100	FLUSH DOOR AS PER DETAIL
IFD3s	1,500 X 2,100	FLUSH DOOR AS PER DETAIL
IFD4s	1,200 X 2,100	FLUSH DOOR AS PER DETAIL
IFD5s	0,900 X 2,100	FLUSH DOOR AS PER DETAIL
ISD1s	1,200 X 2,100	FLUSH DOOR AS PER DETAIL
ISD2	1,350 X 2,100	FLUSH DOOR AS PER DETAIL
ISD3	1,050 X 2,100	FLUSH DOOR AS PER DETAIL
ISD3s	1,050 X 2,100	FLUSH DOOR AS PER DETAIL
ISD3c	1,050 X 2,100	FLUSH DOOR AS PER DETAIL
ISD3d	1,050 X 2,100	FLUSH DOOR AS PER DETAIL
ISD3q	1,050 X 2,100	FLUSH DOOR AS PER DETAIL
ISD4	0,900 X 2,100	FLUSH DOOR AS PER DETAIL
ISD4s	0,900 X 2,100	FLUSH DOOR AS PER DETAIL
ISD4c	0,900 X 2,100	FLUSH DOOR AS PER DETAIL
ILD1e	1,500 X 2,100	FLUSH DOOR AS PER DETAIL
ILFD1d	1,500 X 2,100	FLUSH DOOR AS PER DETAIL
ICD1	0,900 X 2,100	FLUSH DOOR AS PER DETAIL
ICD2	1,500 X 2,100	FLUSH DOOR AS PER DETAIL
ICD	2,000 X 2,700	FLUSH DOOR AS PER DETAIL
WINDOW		
W1	5,400 X 1,750	AL.WINDOW
W2	2,650 X 1,750	AL.WINDOW
W3	1,750 X 1,750	AL.WINDOW
W4	1,000 X 1,750	AL.WINDOW
SC	AS PER ELEVATION	
LV	AS PER ELEVATION	

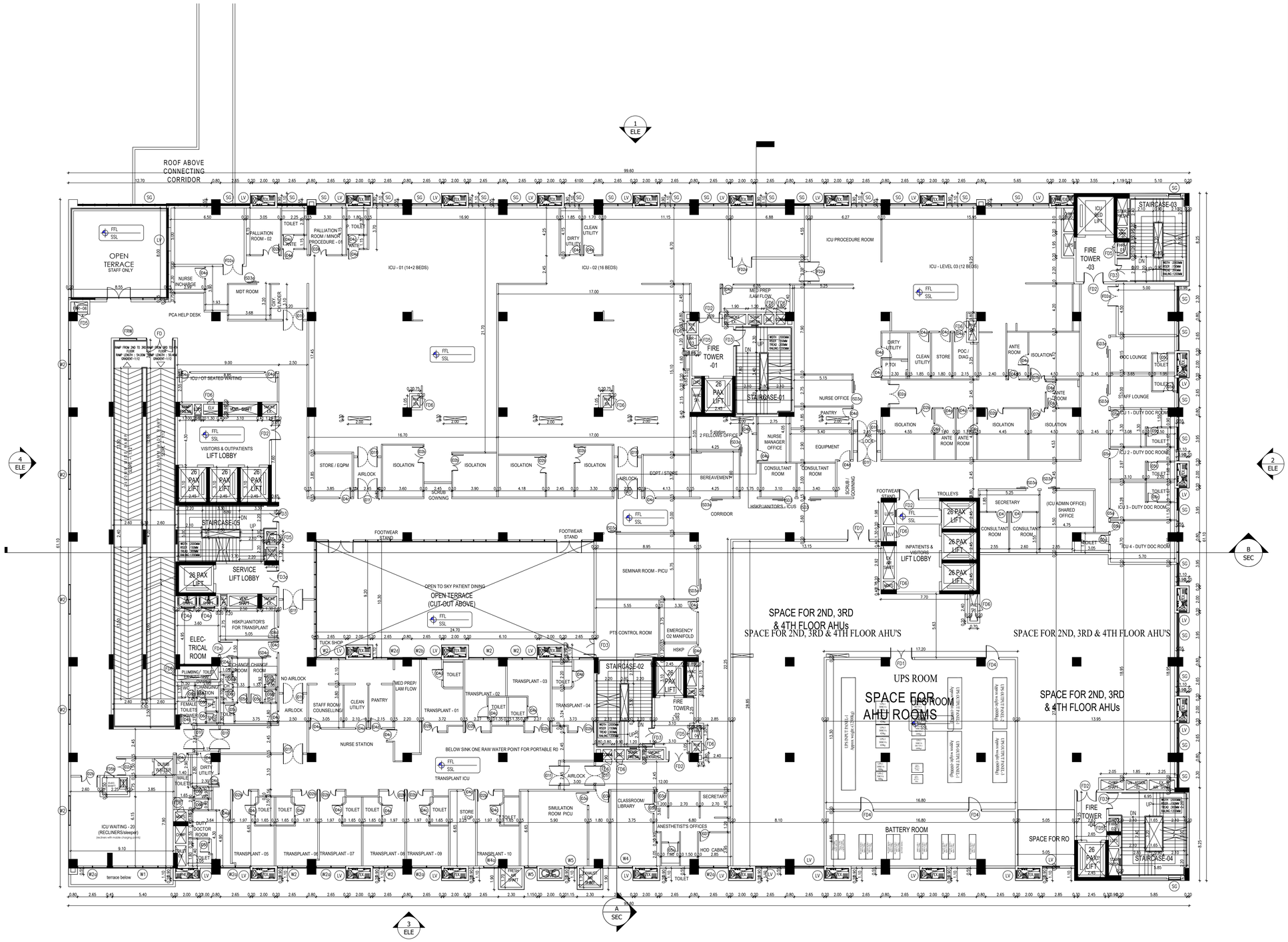

PHASE-01-3RD FLOOR PLAN

SCHEDULE OF JOINERY		
TYPE	SIZE	DESCRIPTION
FIRE DOOR		
FD1	2,000 X 2,400	FIRE DOOR AS PER DETAIL
FD2	1,800 X 2,100	FIRE DOOR AS PER DETAIL
FD3	1,500 X 2,100	FIRE DOOR AS PER DETAIL
FD3s	1,500 X 2,100	FIRE DOOR AS PER DETAIL
FD3b	1,500 X 2,400	FIRE DOOR AS PER DETAIL
FD4	1,200 X 2,100	FIRE DOOR AS PER DETAIL
FD4s	1,200 X 2,100	FIRE DOOR AS PER DETAIL
FD5	0,900 X 1,200	FIRE DOOR AS PER DETAIL
FD5s	0,900 X 1,500	FIRE DOOR AS PER DETAIL
FD5b	0,900 X 2,000	FIRE DOOR AS PER DETAIL
FD6	0,600 X 1,500	FIRE DOOR AS PER DETAIL
FD7	1,000 X 2,100	FIRE DOOR AS PER DETAIL
FD8	2,100 X 2,100	FIRE DOOR AS PER DETAIL
FLUSH DOOR		
ID1s	1,800 X 2,100	FLUSH DOOR AS PER DETAIL
ID1f	1,800 X 2,100	FLUSH DOOR AS PER DETAIL
ID2s	1,500 X 2,100	FLUSH DOOR AS PER DETAIL
ID2b	1,500 X 2,100	FLUSH DOOR AS PER DETAIL
ID2c	1,500 X 2,100	FLUSH DOOR AS PER DETAIL
ID2e	1,500 X 2,100	FLUSH DOOR AS PER DETAIL
ID3	1,200 X 2,100	FLUSH DOOR AS PER DETAIL
ID3s	1,200 X 2,100	FLUSH DOOR AS PER DETAIL
ID3d	1,200 X 2,100	FLUSH DOOR AS PER DETAIL
ID4	1,050 X 2,100	FLUSH DOOR AS PER DETAIL
ID4s	1,050 X 2,100	FLUSH DOOR AS PER DETAIL
ID4c	1,050 X 2,100	FLUSH DOOR AS PER DETAIL
ID4d	1,050 X 2,100	FLUSH DOOR AS PER DETAIL
ID5s	0,900 X 2,100	FLUSH DOOR AS PER DETAIL
ID5c	0,900 X 2,100	FLUSH DOOR AS PER DETAIL
ID5d	0,900 X 2,100	FLUSH DOOR AS PER DETAIL
ID6c	0,750 X 2,100	FLUSH DOOR AS PER DETAIL
ID7b	1,350 X 2,100	FLUSH DOOR AS PER DETAIL
IFD2s	1,800 X 2,100	FLUSH DOOR AS PER DETAIL
IFD3s	1,500 X 2,100	FLUSH DOOR AS PER DETAIL
IFD4s	1,200 X 2,100	FLUSH DOOR AS PER DETAIL
IFD5s	0,900 X 2,100	FLUSH DOOR AS PER DETAIL
ISD1s	1,200 X 2,100	FLUSH DOOR AS PER DETAIL
ISD2	1,350 X 2,100	FLUSH DOOR AS PER DETAIL
ISD3	1,050 X 2,100	FLUSH DOOR AS PER DETAIL
ISD3s	1,050 X 2,100	FLUSH DOOR AS PER DETAIL
ISD3c	1,050 X 2,100	FLUSH DOOR AS PER DETAIL
ISD3d	1,050 X 2,100	FLUSH DOOR AS PER DETAIL
ISD3g	1,050 X 2,100	FLUSH DOOR AS PER DETAIL
ISD4	0,900 X 2,100	FLUSH DOOR AS PER DETAIL
ISD4s	0,900 X 2,100	FLUSH DOOR AS PER DETAIL
ISD4c	0,900 X 2,100	FLUSH DOOR AS PER DETAIL
ILD1e	1,500 X 2,100	FLUSH DOOR AS PER DETAIL
ILFD1f	1,500 X 2,100	FLUSH DOOR AS PER DETAIL
IGD1	0,900 X 2,100	FLUSH DOOR AS PER DETAIL
IGD2	1,500 X 2,100	FLUSH DOOR AS PER DETAIL
ICD	2,000 X 2,700	FLUSH DOOR AS PER DETAIL
WINDOW		
W1	5,400 X 1,750	AL WINDOW
W2	2,650 X 1,750	AL WINDOW
W3	1,750 X 1,750	AL WINDOW
W4	1,000 X 1,750	AL WINDOW
SC	AS PER ELEVATION	
LV	AS PER ELEVATION	

SHEET NO. 04/17

ORIENTATION
North
N

PLAN SHOWING THE REVISED CONSTRUCTION OF B.NO.54 PEDIATRIC SPECIALITY BLOCK CONSISTING OF GROUND FLOOR + 7 FLOORS & B.NO.55 SERVICE BLOCK CONSISTING OF GROUND FLOOR ONLY AT CHRISTIAN MEDICAL COLLEGE VELLORE ASSOCIATION VELLORE, RANIPET CAMPUS AT SF.NO: 166/1A,1B,1C,1D, 1E, 1F, 1G, 1H, 2A, 2B, 2C, 2D, 2E, 2F, 2G, 2H, 2I, 2J, 2K, 3A, 174/1, 2, 3A, 176/1, 184/1A2, 3, 185/1B, 1C, 1D, 1E, 186/2, 187/1, 2, 3, 188/1A, 1B, 189/1A, 2A, 190/1, 191/1B, 2, 192/1A, 1B, 1C, 2, 3, 304/1, 2, 305/2B, 2C, 2D, 2E, 2F, 2G, 2H, 2I, 3A1B, 3A2, 3B2, 306/3, 7, 8, 307/1A, 1B, 2A, 2B, 308/1A, 1B, 1C, 1D, 1E, 2C, 2J, 2K, 2L, 2M, 309/5, 6, 7, 8, 9, 312/3B, 4B, 317/1B, 2, 318/1, 2A, 2B, 2C, 2D, 2E, 2F, 2G, 2H, 2I, 2J, 2K2, 2L, 2M2, 2N, 319/1A2, 1B2, 1C, 2B2, 3A, 3B, 320/1A2, 1B, 1E, 1F,1G1, 1G2, 1H1, 1H2, 1J, 1K, 1L, 1M, 1N, 1O, 1P, 2B, 321/1, 322/2 IN KILMINNAL VILLAGE, WALAJA TALUK, RANIPET DISTRICT - 632 517.

MATERIAL SPECIFICATION FOR PROPOSED WORK

1. FOUNDATION IN P.C.C 1:5:10 OVER SAND FILLING
2. BASEMENT WITH RCC M25 MIX & RCC M25 MIX COLUMNS
3. SUPER STRUCTURE IN BLOCK WORK
4. FOUNDATION WITH R.C.C COLUMNS M25 MIX
5. FLOORING USING CEMENT CONCRETE IN UTILITY AREA
6. VACUUM DEWATERING FLOORING IN BASEMENT
7. INTERNAL PLASTERING OF 12mm THK. C.M. 1:3AND EXTERNAL PLASTERING OF 18mm THK. C.M 1:6
8. RCC ROOF SLAB AND BEAMS OF M25 WITH REQUIRED DEPTH
9. RCC LINTEL OF M25 WITH REQUIRED DEPTH
10. WEATHERING COURSE PROVIDED OVER ROOF SLAB
11. JOINERY - UPVC/ALUMINIUM GLAZED WINDOWS, VENTILATORS AND DOORS

TITLE	:	B.NO. 54 PEDIATRIC SPECIALITY BLOCK
FLOOR	:	THIRD FLOOR PLAN
SCALE:- 1:100		DRN :

NOTE : ALL DIMENSIONS ARE IN METERS

OWNER'S SIGNATURE :

GENERAL SUPERINTENDENT
CHRISTIAN MEDICAL COLLEGE
VELLORE - 632 004.

STRUCTURAL ENGINEER'S SIGNATURE :

PRAM KAMEL DHAS .C
M.E. Structural Engineering
Registered Structural Engineer Grade-I (RSE)
Reg.No: TVLR/RSE/Gr-I/2023/02/001

GEO TECH ENGINEER SIGNATURE :

Er. V. MALATHY, M.E(GEOTECH),
Govt. Registered Geo Tech Engineer,
Reg. No: GTA/21/06/001 (OTCP)
No. 6B, Phase - III, Vasantham Nagar Extn.,
VALLALAR, VELLORE - 632 009.
Mobile : 95004 82883, 87783 26 [illegible]

REGISTERED CONSTRUCTION SIGNATURE :

K. YUVARAJ, B.E
Registered Construction Engineer (CE)
Reg. No: CE/June-2024/007
Plot No. 39, Mugaithma Gandhi Street,
Pudumai Nagar, Arapur, Vellore - 632 055.
kyuvaraj73@gmail.com Mob: 9442419739

ARCHITECT SIGNATURE :

R. BENJAMIN
B.Arch.,FIIA.,AIIID
Reg.No:CA/86/10033

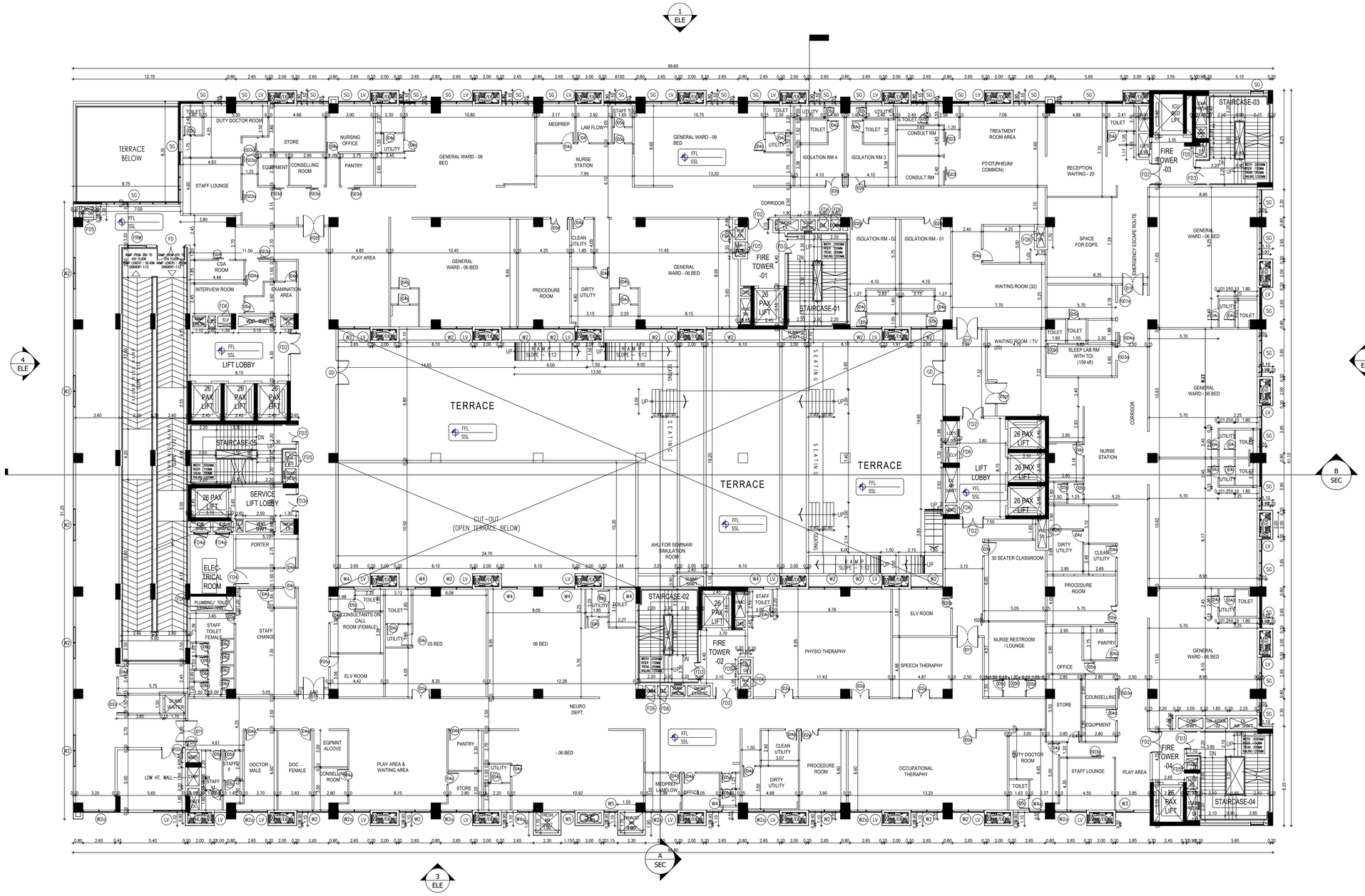

SCHEDULE OF JOINERY		
TYPE	SIZE	DESCRIPTION
FIRE DOOR		
FD1	2,000 X 2,400	FIRE DOOR AS PER DETAIL
FD2	1,800 X 2,100	FIRE DOOR AS PER DETAIL
FD3	1,500 X 2,100	FIRE DOOR AS PER DETAIL
FD3s	1,500 X 2,100	FIRE DOOR AS PER DETAIL
FD3b	1,500 X 2,400	FIRE DOOR AS PER DETAIL
FD4	1,200 X 2,100	FIRE DOOR AS PER DETAIL
FD4s	1,200 X 2,100	FIRE DOOR AS PER DETAIL
FD5	0,900 X 1,200	FIRE DOOR AS PER DETAIL
FD5s	0,900 X 1,500	FIRE DOOR AS PER DETAIL
FD5b	0,900 X 2,000	FIRE DOOR AS PER DETAIL
FD6	0,800 X 1,500	FIRE DOOR AS PER DETAIL
FD7	1,000 X 2,100	FIRE DOOR AS PER DETAIL
FD8	2,100 X 2,100	FIRE DOOR AS PER DETAIL
FLUSH DOOR		
ID1s	1,800 X 2,100	FLUSH DOOR AS PER DETAIL
ID1f	1,800 X 2,100	FLUSH DOOR AS PER DETAIL
ID2s	1,500 X 2,100	FLUSH DOOR AS PER DETAIL
ID2b	1,500 X 2,100	FLUSH DOOR AS PER DETAIL
ID2c	1,500 X 2,100	FLUSH DOOR AS PER DETAIL
ID2e	1,500 X 2,100	FLUSH DOOR AS PER DETAIL
ID3	1,200 X 2,100	FLUSH DOOR AS PER DETAIL
ID3s	1,200 X 2,100	FLUSH DOOR AS PER DETAIL
ID3d	1,200 X 2,100	FLUSH DOOR AS PER DETAIL
ID4	1,050 X 2,100	FLUSH DOOR AS PER DETAIL
ID4s	1,050 X 2,100	FLUSH DOOR AS PER DETAIL
ID4c	1,050 X 2,100	FLUSH DOOR AS PER DETAIL
ID4d	1,050 X 2,100	FLUSH DOOR AS PER DETAIL
ID5c	0,900 X 2,100	FLUSH DOOR AS PER DETAIL
ID5d	0,900 X 2,100	FLUSH DOOR AS PER DETAIL
ID6c	0,750 X 2,100	FLUSH DOOR AS PER DETAIL
ID7b	1,350 X 2,100	FLUSH DOOR AS PER DETAIL
IFD2s	1,800 X 2,100	FLUSH DOOR AS PER DETAIL
IFD3s	1,500 X 2,100	FLUSH DOOR AS PER DETAIL
IFD4s	1,200 X 2,100	FLUSH DOOR AS PER DETAIL
IFD5s	0,900 X 2,100	FLUSH DOOR AS PER DETAIL
ISD1s	1,200 X 2,100	FLUSH DOOR AS PER DETAIL
ISD2	1,350 X 2,100	FLUSH DOOR AS PER DETAIL
ISD3	1,050 X 2,100	FLUSH DOOR AS PER DETAIL
ISD3s	1,050 X 2,100	FLUSH DOOR AS PER DETAIL
ISD3c	1,050 X 2,100	FLUSH DOOR AS PER DETAIL
ISD3d	1,050 X 2,100	FLUSH DOOR AS PER DETAIL
ISD3s	1,050 X 2,100	FLUSH DOOR AS PER DETAIL
ISD4	0,900 X 2,100	FLUSH DOOR AS PER DETAIL
ISD4s	0,900 X 2,100	FLUSH DOOR AS PER DETAIL
ISD4c	0,900 X 2,100	FLUSH DOOR AS PER DETAIL
ILD1e	1,500 X 2,100	FLUSH DOOR AS PER DETAIL
ILFD1d	1,500 X 2,100	FLUSH DOOR AS PER DETAIL
IGD1	0,900 X 2,100	FLUSH DOOR AS PER DETAIL
IGD2	1,500 X 2,100	FLUSH DOOR AS PER DETAIL
ICD	2,000 X 2,700	FLUSH DOOR AS PER DETAIL
WINDOW		
W1	5,400 X 1,750	AL.WINDOW
W2	2,650 X 1,750	AL.WINDOW
W3	1,750 X 1,750	AL.WINDOW
W4	1,000 X 1,750	AL.WINDOW
SG	AS PER ELEVATION	
LV	AS PER ELEVATION	

SHEET NO. 05/17

ORIENTATION
North
N

PLAN SHOWING THE REVISED CONSTRUCTION OF B.NO.54 PEDIATRIC SPECIALITY BLOCK CONSISTING OF GROUND FLOOR + 7 FLOORS & B.NO.55 SERVICE BLOCK CONSISTING OF GROUND FLOOR ONLY AT CHRISTIAN MEDICAL COLLEGE VELLORE ASSOCIATION VELLORE, RANIPET CAMPUS AT SF.NO: 166/1A,1B,1C,1D, 1E, 1F, 1G, 1H, 2A, 2B, 2C, 2D, 2E, 2F, 2G, 2H, 2I, 2J, 2K, 3A, 174/1, 2, 3A, 176/1, 184/1A2, 3, 185/1B, 1C, 1D, 1E, 186/2, 187/1, 2, 3, 188/1A, 1B, 189/1A, 2A, 190/1, 191/1B, 2, 192/1A, 1B, 1C, 2, 3, 304/1, 2, 305/2B, 2C, 2D, 2E, 2F, 2G, 2H, 2I, 3A1B, 3A2, 3B2, 306/3, 7, 8, 307/1A, 1B, 2A, 2B, 308/1A, 1B, 1C, 1D, 1E, 2C, 2J, 2K, 2L, 2M, 309/5, 6, 7, 8, 9, 312/3B, 4B, 317/1B, 2, 318/1, 2A, 2B, 2C, 2D, 2E, 2F, 2G, 2H, 2I, 2J, 2K2, 2L, 2M2, 2N, 319/1A2, 1B2, 1C, 2B2, 3A, 3B, 320/1A2, 1B, 1E, 1F,1G1, 1G2, 1H1, 1H2, 1J, 1K, 1L, 1M, 1N, 1O, 1P, 2B, 321/1, 322/2 IN KILMINNAL VILLAGE, WALAJA TALUK, RANIPET DISTRICT - 632 517.

MATERIAL SPECIFICATION FOR PROPOSED WORK

1. FOUNDATION IN P.C.C 1:5:10 OVER SAND FILLING
2. BASEMENT WITH RCC M25 MIX & RCC M25 MIX COLUMNS
3. SUPER STRUCTURE IN BLOCK WORK
4. FOUNDATION WITH R.C.C COLUMNS M25 MIX
5. FLOORING USING CEMENT CONCRETE IN UTILITY AREA
6. VACUUM DEWATERING FLOORING IN BASEMENT
7. INTERNAL PLASTERING OF 12mm THK. C.M. 1:3AND EXTERNAL PLASTERING OF 18mm THK. C.M 1:6
8. RCC ROOF SLAB AND BEAMS OF M25 WITH REQUIRED DEPTH
9. RCC LINTEL OF M25 WITH REQUIRED DEPTH
10. WEATHERING COURSE PROVIDED OVER ROOF SLAB
11. JOINERY - UPVC/ALUMINIUM GLAZED WINDOWS, VENTILATORS AND DOORS

TITLE	:	B.NO. 54 PEDIATRIC SPECIALITY BLOCK
FLOOR	:	FOURTH FLOOR PLAN
SCALE:- 1:100	DRN :	

NOTE : ALL DIMENSIONS ARE IN METERS

OWNER'S SIGNATURE :

GENERAL SUPERINTENDENT
CHRISTIAN MEDICAL COLLEGE
VELLORE - 632 004.

STRUCTURAL ENGINEER'S SIGNATURE :

PRAM KAMEL DHAS .C
M.E. Structural Engineering
Registered Structural Engineer Grade-I (RSE)
Reg.No: TVLR/RSE/Gr-I/2023/02/001

PHASE-01-4TH FLOOR PLAN

GEO TECH ENGINEER SIGNATURE :

Er. J. MALATHI, M.E(GEOTECH),
Govt. Registered Geo Tech Engineer,
Reg. No: GTA/21/08/001 (DTCP)
No. 68, Phase - III, Vasantham Nagar Extn.,
VALLALAR, VELLORE - 632 009.
Mobile : 95004 82883, 87782 38[illegible]

REGISTERED CONSTRUCTION SIGNATURE :

K. YUVARAJ, B.E
Registered Construction Engineer (CE)
Reg. No: CE/June-2024/007
Plot No. 39, Mugilathma Gandhi Street,
Pudhuma Nagar, Arcot, Vellore - 632 055.
kyuvaraj72@gmail.com Mob: 9442410139

ARCHITECT SIGNATURE :

R. BENJAMIN
B.Arch.,FIA.,AIID
Reg.No:CA/86/10033

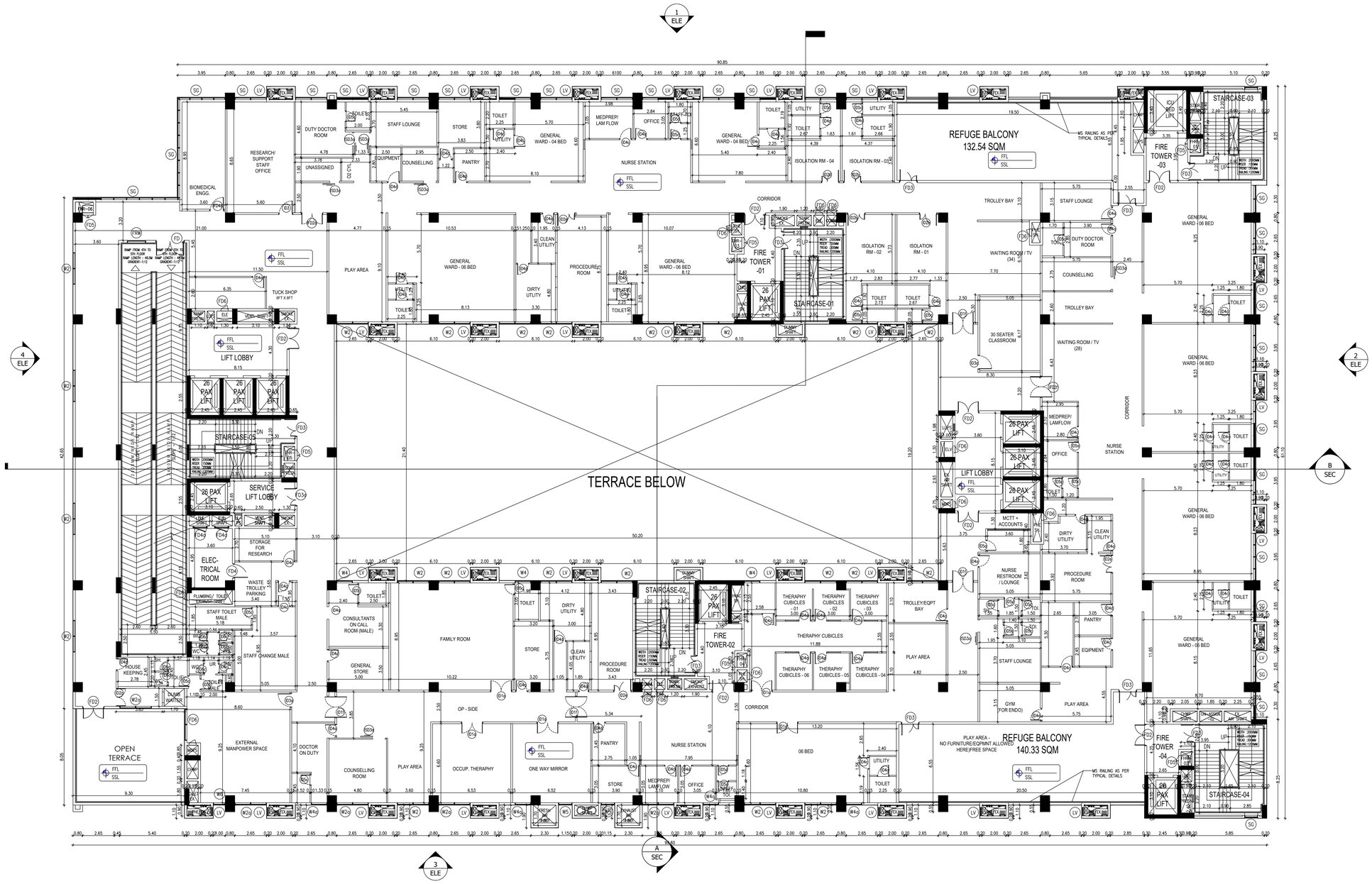

PHASE-01-5TH FLOOR PLAN

SCHEDULE OF JOINERY		
TYPE	SIZE	DESCRIPTION
FIRE DOOR		
FD1	2,000 X 2,400	FIRE DOOR AS PER DETAIL
FD2	1,800 X 2,100	FIRE DOOR AS PER DETAIL
FD3	1,500 X 2,100	FIRE DOOR AS PER DETAIL
FD3a	1,500 X 2,100	FIRE DOOR AS PER DETAIL
FD3b	1,500 X 2,400	FIRE DOOR AS PER DETAIL
FD4	1,200 X 2,100	FIRE DOOR AS PER DETAIL
FD4a	1,200 X 2,100	FIRE DOOR AS PER DETAIL
FD5	0,900 X 1,200	FIRE DOOR AS PER DETAIL
FD5a	0,900 X 1,500	FIRE DOOR AS PER DETAIL
FD5b	0,900 X 2,000	FIRE DOOR AS PER DETAIL
FD6	0,800 X 1,500	FIRE DOOR AS PER DETAIL
FD7	1,000 X 2,100	FIRE DOOR AS PER DETAIL
FD8	2,100 X 2,100	FIRE DOOR AS PER DETAIL
FLUSH DOOR		
ID1a	1,800 X 2,100	FLUSH DOOR AS PER DETAIL
ID1f	1,800 X 2,100	FLUSH DOOR AS PER DETAIL
ID2a	1,500 X 2,100	FLUSH DOOR AS PER DETAIL
ID2b	1,500 X 2,100	FLUSH DOOR AS PER DETAIL
ID2c	1,500 X 2,100	FLUSH DOOR AS PER DETAIL
ID2e	1,500 X 2,100	FLUSH DOOR AS PER DETAIL
ID3	1,200 X 2,100	FLUSH DOOR AS PER DETAIL
ID3c	1,200 X 2,100	FLUSH DOOR AS PER DETAIL
ID3d	1,200 X 2,100	FLUSH DOOR AS PER DETAIL
ID4	1,050 X 2,100	FLUSH DOOR AS PER DETAIL
ID4c	1,050 X 2,100	FLUSH DOOR AS PER DETAIL
ID4d	1,050 X 2,100	FLUSH DOOR AS PER DETAIL
ID5c	0,900 X 2,100	FLUSH DOOR AS PER DETAIL
ID5d	0,900 X 2,100	FLUSH DOOR AS PER DETAIL
ID5e	0,900 X 2,100	FLUSH DOOR AS PER DETAIL
ID7b	1,350 X 2,100	FLUSH DOOR AS PER DETAIL
IFD2a	1,800 X 2,100	FLUSH DOOR AS PER DETAIL
IFD3a	1,500 X 2,100	FLUSH DOOR AS PER DETAIL
IFD4a	1,200 X 2,100	FLUSH DOOR AS PER DETAIL
IFD5a	0,900 X 2,100	FLUSH DOOR AS PER DETAIL
ISD1a	1,200 X 2,100	FLUSH DOOR AS PER DETAIL
ISD2	1,350 X 2,100	FLUSH DOOR AS PER DETAIL
ISD3	1,050 X 2,100	FLUSH DOOR AS PER DETAIL
ISD3a	1,050 X 2,100	FLUSH DOOR AS PER DETAIL
ISD3c	1,050 X 2,100	FLUSH DOOR AS PER DETAIL
ISD3d	1,050 X 2,100	FLUSH DOOR AS PER DETAIL
ISD3e	1,050 X 2,100	FLUSH DOOR AS PER DETAIL
ISD4	0,900 X 2,100	FLUSH DOOR AS PER DETAIL
ISD4a	0,900 X 2,100	FLUSH DOOR AS PER DETAIL
ISD4c	0,900 X 2,100	FLUSH DOOR AS PER DETAIL
ILD1e	1,500 X 2,100	FLUSH DOOR AS PER DETAIL
ILFD1d	1,500 X 2,100	FLUSH DOOR AS PER DETAIL
ICD1	0,900 X 2,100	FLUSH DOOR AS PER DETAIL
ICD2	1,500 X 2,100	FLUSH DOOR AS PER DETAIL
ICD	2,000 X 2,700	FLUSH DOOR AS PER DETAIL
WINDOW		
W1	5,400 X 1,750	AL.WINDOW
W2	2,650 X 1,750	AL.WINDOW
W3	1,750 X 1,750	AL.WINDOW
W4	1,000 X 1,750	AL.WINDOW
SC	AS PER ELEVATION	
LV	AS PER ELEVATION	

SHEET NO. 06/17

ORIENTATION
North
N

PLAN SHOWING THE REVISED CONSTRUCTION OF B.NO.54 PEDIATRIC SPECIALITY BLOCK CONSISTING OF GROUND FLOOR + 7 FLOORS & B.NO.55 SERVICE BLOCK CONSISTING OF GROUND FLOOR ONLY AT CHRISTIAN MEDICAL COLLEGE VELLORE ASSOCIATION VELLORE, RANIPET CAMPUS AT SF.NO: 166/1A,1B,1C,1D, 1E, 1F, 1G, 1H, 2A, 2B, 2C, 2D, 2E, 2F, 2G, 2H, 2I, 2J, 2K, 3A, 174/1, 2, 3A, 176/1, 184/1A2, 3, 185/1B, 1C, 1D, 1E, 186/2, 187/1, 2, 3, 188/1A, 1B, 189/1A, 2A, 190/1, 191/1B, 2, 192/1A, 1B, 1C, 2, 3, 304/1, 2, 305/2B, 2C, 2D, 2E, 2F, 2G, 2H, 2I, 3A1B, 3A2, 3B2, 306/3, 7, 8, 307/1A, 1B, 2A, 2B, 308/1A, 1B, 1C, 1D, 1E, 2C, 2J, 2K, 2L, 2M, 309/5, 6, 7, 8, 9, 312/3B, 4B, 317/1B, 2, 318/1, 2A, 2B, 2C, 2D, 2E, 2F, 2G, 2H, 2I, 2J, 2K2, 2L, 2M2, 2N, 319/1A2, 1B2, 1C, 2B2, 3A, 3B, 320/1A2, 1B, 1E, 1F,1G1, 1G2, 1H1, 1H2, 1J, 1K, 1L, 1M, 1N, 1O, 1P, 2B, 321/1, 322/2 IN KILMINNAL VILLAGE, WALAJA TALUK, RANIPET DISTRICT - 632 517.

MATERIAL SPECIFICATION FOR PROPOSED WORK

1. FOUNDATION IN P.C.C 1:5:10 OVER SAND FILLING
2. BASEMENT WITH RCC M25 MIX & RCC M25 MIX COLUMNS
3. SUPER STRUCTURE IN BLOCK WORK
4. FOUNDATION WITH R.C.C COLUMNS M25 MIX
5. FLOORING USING CEMENT CONCRETE IN UTILITY AREA
6. VACUUM DEWATERING FLOORING IN BASEMENT
7. INTERNAL PLASTERING OF 12mm THK. C.M. 1:3AND EXTERNAL PLASTERING OF 18mm THK. C.M 1:6
8. RCC ROOF SLAB AND BEAMS OF M25 WITH REQUIRED DEPTH.
9. RCC LINTEL OF M25 WITH REQUIRED DEPTH
10. WEATHERING COURSE PROVIDED OVER ROOF SLAB
11. JOINERY - UPVC/ALUMINIUM GLAZED WINDOWS, VENTILATORS AND DOORS

TITLE	:	B.NO. 54 PEDIATRIC SPECIALITY BLOCK
FLOOR	:	FIFTH FLOOR PLAN
SCALE:- 1:100		DRN :

NOTE : ALL DIMENSIONS ARE IN METERS

OWNER'S SIGNATURE :

GENERAL SUPERINTENDENT
CHRISTIAN MEDICAL COLLEGE
VELLORE - 632 004.

STRUCTURAL ENGINEER'S SIGNATURE :

PRAM KAMEL DHAS .C
M.E. Structural Engineering
Registered Structural Engineer Grade-I (RSE)
Reg.No:TVLR/RSE/Gr-I/2023/02/001

GEO TECH ENGINEER SIGNATURE :

Er. J. MALATHI, M.E(GEOTECH),
Gdd. Registered Geo Tech Engineer,
Reg. No: GTA/21/08/001 (DTCP)
No. 6B, Phase - III, Vasanthan Nagar Ext.,
VALLALAR, VELLORE - 632 009.
Mobile : 95004 82883, 87752 2[illegible]

REGISTERED CONSTRUCTION SIGNATURE :

K.YUVARAJ, B.E
Registered Construction Engineer (CE)
Reg. No. CE/June-2024/007
Plot No. 39, Mugalthma Gowdru Street,
Thottamba Nagar, Arignar, Vellore - 632 055
kyuvaraj72@gmail.com Mob: 9442619739

ARCHITECT SIGNATURE :

R. BENJAMIN
B.Arch.,FIA,AIID
Reg.No:CA/86/10033

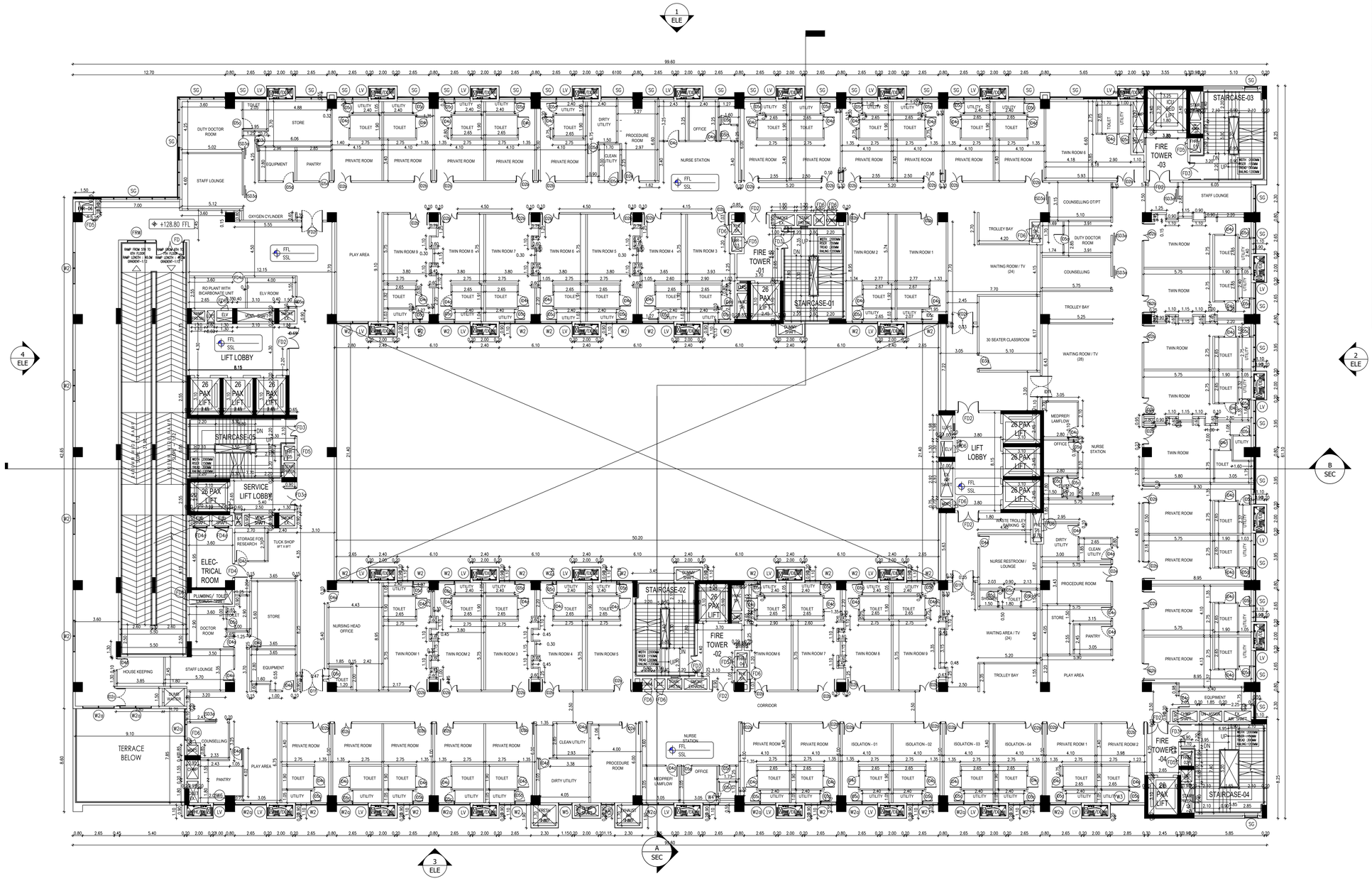

PHASE-01-6TH FLOOR PLAN

SCHEDULE OF JOINERY		
TYPE	SIZE	DESCRIPTION
FIRE DOOR		
FD1	2,000 X 2,400	FIRE DOOR AS PER DETAIL
FD2	1,800 X 2,100	FIRE DOOR AS PER DETAIL
FD3	1,500 X 2,100	FIRE DOOR AS PER DETAIL
FD3a	1,500 X 2,100	FIRE DOOR AS PER DETAIL
FD3b	1,500 X 2,400	FIRE DOOR AS PER DETAIL
FD4	1,200 X 2,100	FIRE DOOR AS PER DETAIL
FD4a	1,200 X 2,100	FIRE DOOR AS PER DETAIL
FD5	0,900 X 1,200	FIRE DOOR AS PER DETAIL
FD5a	0,900 X 1,500	FIRE DOOR AS PER DETAIL
FD5b	0,900 X 2,000	FIRE DOOR AS PER DETAIL
FD6	0,600 X 1,500	FIRE DOOR AS PER DETAIL
FD7	1,000 X 2,100	FIRE DOOR AS PER DETAIL
FD8	2,100 X 2,100	FIRE DOOR AS PER DETAIL
FLUSH DOOR		
ID1a	1,800 X 2,100	FLUSH DOOR AS PER DETAIL
ID1f	1,800 X 2,100	FLUSH DOOR AS PER DETAIL
ID2a	1,500 X 2,100	FLUSH DOOR AS PER DETAIL
ID2b	1,500 X 2,100	FLUSH DOOR AS PER DETAIL
ID2c	1,500 X 2,100	FLUSH DOOR AS PER DETAIL
ID2e	1,500 X 2,100	FLUSH DOOR AS PER DETAIL
ID3	1,200 X 2,100	FLUSH DOOR AS PER DETAIL
ID3a	1,200 X 2,100	FLUSH DOOR AS PER DETAIL
ID3d	1,200 X 2,100	FLUSH DOOR AS PER DETAIL
ID4	1,050 X 2,100	FLUSH DOOR AS PER DETAIL
ID4a	1,050 X 2,100	FLUSH DOOR AS PER DETAIL
ID4c	1,050 X 2,100	FLUSH DOOR AS PER DETAIL
ID4d	1,050 X 2,100	FLUSH DOOR AS PER DETAIL
ID5a	0,900 X 2,100	FLUSH DOOR AS PER DETAIL
ID5c	0,900 X 2,100	FLUSH DOOR AS PER DETAIL
ID5d	0,900 X 2,100	FLUSH DOOR AS PER DETAIL
ID6c	0,750 X 2,100	FLUSH DOOR AS PER DETAIL
ID7b	1,350 X 2,100	FLUSH DOOR AS PER DETAIL
IFD2a	1,800 X 2,100	FLUSH DOOR AS PER DETAIL
IFD3a	1,500 X 2,100	FLUSH DOOR AS PER DETAIL
IFD4a	1,200 X 2,100	FLUSH DOOR AS PER DETAIL
IFD5a	0,900 X 2,100	FLUSH DOOR AS PER DETAIL
ISD1a	1,200 X 2,100	FLUSH DOOR AS PER DETAIL
ISD2	1,350 X 2,100	FLUSH DOOR AS PER DETAIL
ISD3	1,050 X 2,100	FLUSH DOOR AS PER DETAIL
ISD3a	1,050 X 2,100	FLUSH DOOR AS PER DETAIL
ISD3c	1,050 X 2,100	FLUSH DOOR AS PER DETAIL
ISD3d	1,050 X 2,100	FLUSH DOOR AS PER DETAIL
ISD3g	1,050 X 2,100	FLUSH DOOR AS PER DETAIL
ISD4	0,900 X 2,100	FLUSH DOOR AS PER DETAIL
ISD4a	0,900 X 2,100	FLUSH DOOR AS PER DETAIL
ISD4c	0,900 X 2,100	FLUSH DOOR AS PER DETAIL
ILD1e	1,500 X 2,100	FLUSH DOOR AS PER DETAIL
ILFD1d	1,500 X 2,100	FLUSH DOOR AS PER DETAIL
ICD1	0,900 X 2,100	FLUSH DOOR AS PER DETAIL
ICD2	1,500 X 2,100	FLUSH DOOR AS PER DETAIL
ICD	2,000 X 2,700	FLUSH DOOR AS PER DETAIL
WINDOW		
W1	5,400 X 1,750	AL.WINDOW
W2	2,650 X 1,750	AL.WINDOW
W3	1,750 X 1,750	AL.WINDOW
W4	1,000 X 1,750	AL.WINDOW
SG	AS PER ELEVATION	
LV	AS PER ELEVATION	

SHEET NO. 07/17

ORIENTATION
North
N

PLAN SHOWING THE REVISED CONSTRUCTION OF B.NO.54 PEDIATRIC SPECIALITY BLOCK CONSISTING OF GROUND FLOOR + 7 FLOORS & B.NO.55 SERVICE BLOCK CONSISTING OF GROUND FLOOR ONLY AT CHRISTIAN MEDICAL COLLEGE VELLORE ASSOCIATION VELLORE, RANIPET CAMPUS AT SF.NO: 166/1A,1B,1C,1D, 1E, 1F, 1G, 1H, 2A, 2B, 2C, 2D, 2E, 2F, 2G, 2H, 2I, 2J, 2K, 3A, 174/1, 2, 3A, 176/1, 184/1A2, 3, 185/1B, 1C, 1D, 1E, 186/2, 187/1, 2, 3, 188/1A, 1B, 189/1A, 2A, 190/1, 191/1B, 2, 192/1A, 1B, 1C, 2, 3, 304/1, 2, 305/2B, 2C, 2D, 2E, 2F, 2G, 2H, 2I, 3A1B, 3A2, 3B2, 306/3, 7, 8, 307/1A, 1B, 2A, 2B, 308/1A, 1B, 1C, 1D, 1E, 2C, 2J, 2K, 2L, 2M, 309/5, 6, 7, 8, 9, 312/3B, 4B, 317/1B, 2, 318/1, 2A, 2B, 2C, 2D, 2E, 2F, 2G, 2H, 2I, 2J, 2K2, 2L, 2M2, 2N, 319/1A2, 1B2, 1C, 2B2, 3A, 3B, 320/1A2, 1B, 1E, 1F,1G1, 1G2, 1H1, 1H2, 1J, 1K, 1L, 1M, 1N, 1O, 1P, 2B, 321/1, 322/2 IN KILMINNAL VILLAGE, WALAJA TALUK, RANIPET DISTRICT - 632 517.

MATERIAL SPECIFICATION FOR PROPOSED WORK

1. FOUNDATION IN P.C.C 1:5:10 OVER SAND FILLING
2. BASEMENT WITH RCC M25 MIX & RCC M25 MIX COLUMNS
3. SUPER STRUCTURE IN BLOCK WORK
4. FOUNDATION WITH R.C.C COLUMNS M25 MIX
5. FLOORING USING CEMENT CONCRETE IN UTILITY AREA
6. VACUUM DEWATERING FLOORING IN BASEMENT
7. INTERNAL PLASTERING OF 12mm THK. C.M. 1:3AND EXTERNAL PLASTERING OF 18mm THK. C.M 1:6
8. RCC ROOF SLAB AND BEAMS OF M25 WITH REQUIRED DEPTH.
9. RCC LINTEL OF M25 WITH REQUIRED DEPTH
10. WEATHERING COURSE PROVIDED OVER ROOF SLAB
11. JOINERY - UPVC/ALUMINIUM GLAZED WINDOWS, VENTILATORS AND DOORS

TITLE	:	B.NO. 54 PEDIATRIC SPECIALITY BLOCK
FLOOR	:	SIXTH FLOOR PLAN
SCALE:- 1:100		DRN :

NOTE : ALL DIMENSIONS ARE IN METERS

OWNER'S SIGNATURE :

GENERAL SUPERINTENDENT
CHRISTIAN MEDICAL COLLEGE
VELLORE - 632 004.

STRUCTURAL ENGINEER'S SIGNATURE :

PRAM KAMEL DHAS .C
M.E. Structural Engineering
Registered Structural Engineer Grade-I (RSE)
Reg.No: TVLR/RSE/Gr-I/2023/02/001

GEO TECH ENGINEER SIGNATURE :

Er. J. MALATHI, M.E.(GEOTECH),
Govt. Registered Geo Tech Engineer,
Reg. No: GTA/21/08/001 (DTCP)
No. 68, Phase - III, Vasantham Nagar Ext.,
VALLALAR, VELLORE - 632 009.
Mobile : 95004 82883, 87752 26[illegible]

REGISTERED CONSTRUCTION SIGNATURE :

K. YUVARAJ, B.E
Registered Construction Engineer (CE)
Reg.No. CE/June-2024/007
Plot No. 33, Mogenthma Gandhi Street,
Pudusamy Nagar, Arpur, Vellore - 632 055
kyuvaraj72@gmail.com Mob 9442419738

ARCHITECT SIGNATURE :

R. BENJAMIN
B.Arch.,FIA.,AIID
Reg.No:CA/86/10033

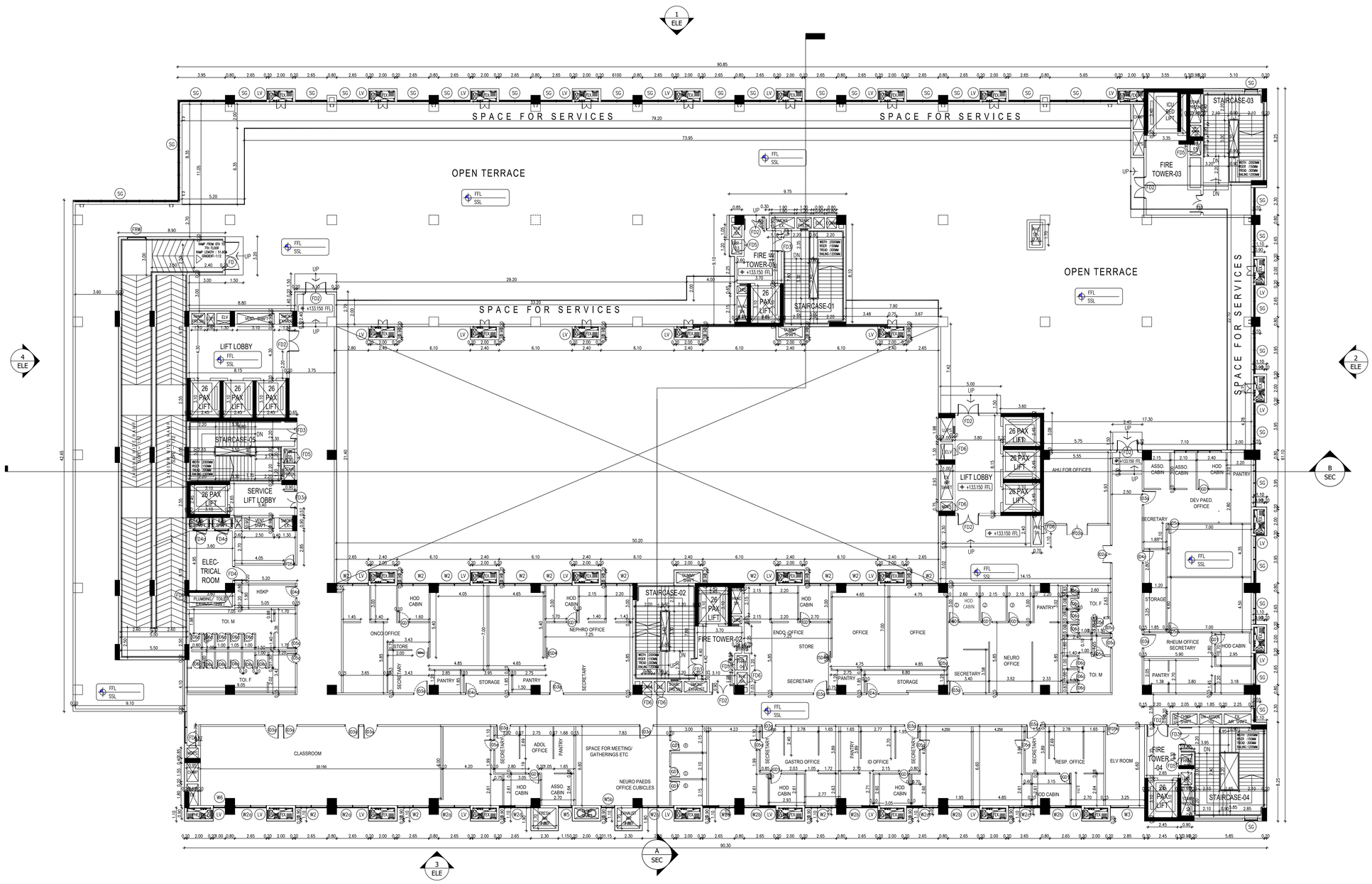

PHASE-01-7TH FLOOR PLAN

SCHEDULE OF JOINERY		
TYPE	SIZE	DESCRIPTION
FIRE DOOR		
FD1	2,000 X 2,400	FIRE DOOR AS PER DETAIL
FD2	1,800 X 2,100	FIRE DOOR AS PER DETAIL
FD3	1,500 X 2,100	FIRE DOOR AS PER DETAIL
FD3a	1,500 X 2,100	FIRE DOOR AS PER DETAIL
FD3b	1,500 X 2,400	FIRE DOOR AS PER DETAIL
FD4	1,200 X 2,100	FIRE DOOR AS PER DETAIL
FD4a	1,200 X 2,100	FIRE DOOR AS PER DETAIL
FD5	0,900 X 1,200	FIRE DOOR AS PER DETAIL
FD5a	0,900 X 1,500	FIRE DOOR AS PER DETAIL
FD5b	0,900 X 2,000	FIRE DOOR AS PER DETAIL
FD6	0,600 X 1,500	FIRE DOOR AS PER DETAIL
FD7	1,000 X 2,100	FIRE DOOR AS PER DETAIL
FD8	2,100 X 2,100	FIRE DOOR AS PER DETAIL
FLUSH DOOR		
ID1a	1,800 X 2,100	FLUSH DOOR AS PER DETAIL
ID1f	1,800 X 2,100	FLUSH DOOR AS PER DETAIL
ID2a	1,500 X 2,100	FLUSH DOOR AS PER DETAIL
ID2b	1,500 X 2,100	FLUSH DOOR AS PER DETAIL
ID2c	1,500 X 2,100	FLUSH DOOR AS PER DETAIL
ID2e	1,500 X 2,100	FLUSH DOOR AS PER DETAIL
ID3	1,200 X 2,100	FLUSH DOOR AS PER DETAIL
ID3c	1,200 X 2,100	FLUSH DOOR AS PER DETAIL
ID3d	1,200 X 2,100	FLUSH DOOR AS PER DETAIL
ID4	1,050 X 2,100	FLUSH DOOR AS PER DETAIL
ID4a	1,050 X 2,100	FLUSH DOOR AS PER DETAIL
ID4c	1,050 X 2,100	FLUSH DOOR AS PER DETAIL
ID4d	1,050 X 2,100	FLUSH DOOR AS PER DETAIL
ID5c	0,900 X 2,100	FLUSH DOOR AS PER DETAIL
ID5c	0,900 X 2,100	FLUSH DOOR AS PER DETAIL
ID5d	0,900 X 2,100	FLUSH DOOR AS PER DETAIL
ID6c	0,750 X 2,100	FLUSH DOOR AS PER DETAIL
ID7b	1,350 X 2,100	FLUSH DOOR AS PER DETAIL
IFD2a	1,800 X 2,100	FLUSH DOOR AS PER DETAIL
IFD3a	1,500 X 2,100	FLUSH DOOR AS PER DETAIL
IFD4a	1,200 X 2,100	FLUSH DOOR AS PER DETAIL
IFD5a	0,900 X 2,100	FLUSH DOOR AS PER DETAIL
ISD1a	1,200 X 2,100	FLUSH DOOR AS PER DETAIL
ISD2	1,350 X 2,100	FLUSH DOOR AS PER DETAIL
ISD3	1,050 X 2,100	FLUSH DOOR AS PER DETAIL
ISD3a	1,050 X 2,100	FLUSH DOOR AS PER DETAIL
ISD3c	1,050 X 2,100	FLUSH DOOR AS PER DETAIL
ISD3d	1,050 X 2,100	FLUSH DOOR AS PER DETAIL
ISD3g	1,050 X 2,100	FLUSH DOOR AS PER DETAIL
ISD4	0,900 X 2,100	FLUSH DOOR AS PER DETAIL
ISD4a	0,900 X 2,100	FLUSH DOOR AS PER DETAIL
ISD4c	0,900 X 2,100	FLUSH DOOR AS PER DETAIL
ILD1e	1,500 X 2,100	FLUSH DOOR AS PER DETAIL
ILFD1e	1,500 X 2,100	FLUSH DOOR AS PER DETAIL
ICD1	0,900 X 2,100	FLUSH DOOR AS PER DETAIL
ICD2	1,500 X 2,100	FLUSH DOOR AS PER DETAIL
ICD	2,000 X 2,700	FLUSH DOOR AS PER DETAIL
WINDOW		
W1	5,400 X 1,750	AL.WINDOW
W2	2,650 X 1,750	AL.WINDOW
W3	1,750 X 1,750	AL.WINDOW
W4	1,000 X 1,750	AL.WINDOW
SG	AS PER ELEVATION	
LV	AS PER ELEVATION	

SHEET NO. 08/17

ORIENTATION
North
N

PLAN SHOWING THE REVISED CONSTRUCTION OF B.NO.54 PEDIATRIC SPECIALITY BLOCK CONSISTING OF GROUND FLOOR + 7 FLOORS & B.NO.55 SERVICE BLOCK CONSISTING OF GROUND FLOOR ONLY AT CHRISTIAN MEDICAL COLLEGE VELLORE ASSOCIATION VELLORE, RANIPET CAMPUS AT SF.NO: 166/1A,1B,1C,1D, 1E, 1F, 1G, 1H, 2A, 2B, 2C, 2D, 2E, 2F, 2G, 2H, 2I, 2J, 2K, 3A, 174/1, 2, 3A, 176/1, 184/1A2, 3, 185/1B, 1C, 1D, 1E, 186/2, 187/1, 2, 3, 188/1A, 1B, 189/1A, 2A, 190/1, 191/1B, 2, 192/1A, 1B, 1C, 2, 3, 304/1, 2, 305/2B, 2C, 2D, 2E, 2F, 2G, 2H, 2I, 3A1B, 3A2, 3B2, 306/3, 7, 8, 307/1A, 1B, 2A, 2B, 308/1A, 1B, 1C, 1D, 1E, 2C, 2J, 2K, 2L, 2M, 309/5, 6, 7, 8, 9, 312/3B, 4B, 317/1B, 2, 318/1, 2A, 2B, 2C, 2D, 2E, 2F, 2G, 2H, 2I, 2J, 2K2, 2L, 2M2, 2N, 319/1A2, 1B2, 1C, 2B2, 3A, 3B, 320/1A2, 1B, 1E, 1F,1G1, 1G2, 1H1, 1H2, 1J, 1K, 1L, 1M, 1N, 1O, 1P, 2B, 321/1, 322/2 IN KILMINNAL VILLAGE, WALAJA TALUK, RANIPET DISTRICT - 632 517.

MATERIAL SPECIFICATION FOR PROPOSED WORK

1. FOUNDATION IN P.C.C 1:5:10 OVER SAND FILLING
2. BASEMENT WITH RCC M25 MIX & RCC M25 MIX COLUMNS
3. SUPER STRUCTURE IN BLOCK WORK
4. FOUNDATION WITH R.C.C COLUMNS M25 MIX
5. FLOORING USING CEMENT CONCRETE IN UTILITY AREA
6. VACUUM DEWATERING FLOORING IN BASEMENT
7. INTERNAL PLASTERING OF 12mm THK. C.M. 1:3AND EXTERNAL PLASTERING OF 18mm THK. C.M 1:6
8. RCC ROOF SLAB AND BEAMS OF M25 WITH REQUIRED DEPTH.
9. RCC LINTEL OF M25 WITH REQUIRED DEPTH
10. WEATHERING COURSE PROVIDED OVER ROOF SLAB
11. JOINERY - UPVC/ALUMINIUM GLAZED WINDOWS, VENTILATORS AND DOORS

TITLE	:	B.NO. 54 PEDIATRIC SPECIALITY BLOCK
FLOOR	:	SEVENTH FLOOR PLAN
SCALE:- 1:100		DRN :

NOTE : ALL DIMENSIONS ARE IN METERS

OWNER'S SIGNATURE :

GENERAL SUPERINTENDENT
CHRISTIAN MEDICAL COLLEGE
VELLORE - 632 004.

STRUCTURAL ENGINEER'S SIGNATURE :

PRAM KAMEL DHAS ,C
M.E. Structural Engineering
Registered Structural Engineer Grade-I (RSE)
Reg.No: TVLR/RSE/Gr-I/2023/02/001

GEO TECH ENGINEER SIGNATURE :

Er. V. MALATHI, M.E(GEOTECH),
Govt. Registered Geo Tech Engineer,
Reg. No: GTA/21/08/001 (DTCP)
No. 6B, Phase - III, Vasanthan Nagar Extn.,
VALLALAR, VELLORE - 632 009.
Mobile : 95004 82883, 87752 2[illegible]

REGISTERED CONSTRUCTION SIGNATURE :

E. N. VAVARAJ, B.E
Registered Construction Engineer (CE)
Reg. No. CE/June-2024/007
Plot No. 20, Mugaithma Gandhi Street,
Pudumai Nagar, Arigur, Vellore - 632 055
kayavaraj22@gmail.com Mob: 9442419128

ARCHITECT SIGNATURE :

R. BENJAMIN
B.Arch.,FIA.,AIID
Reg.No:CA/86/10033

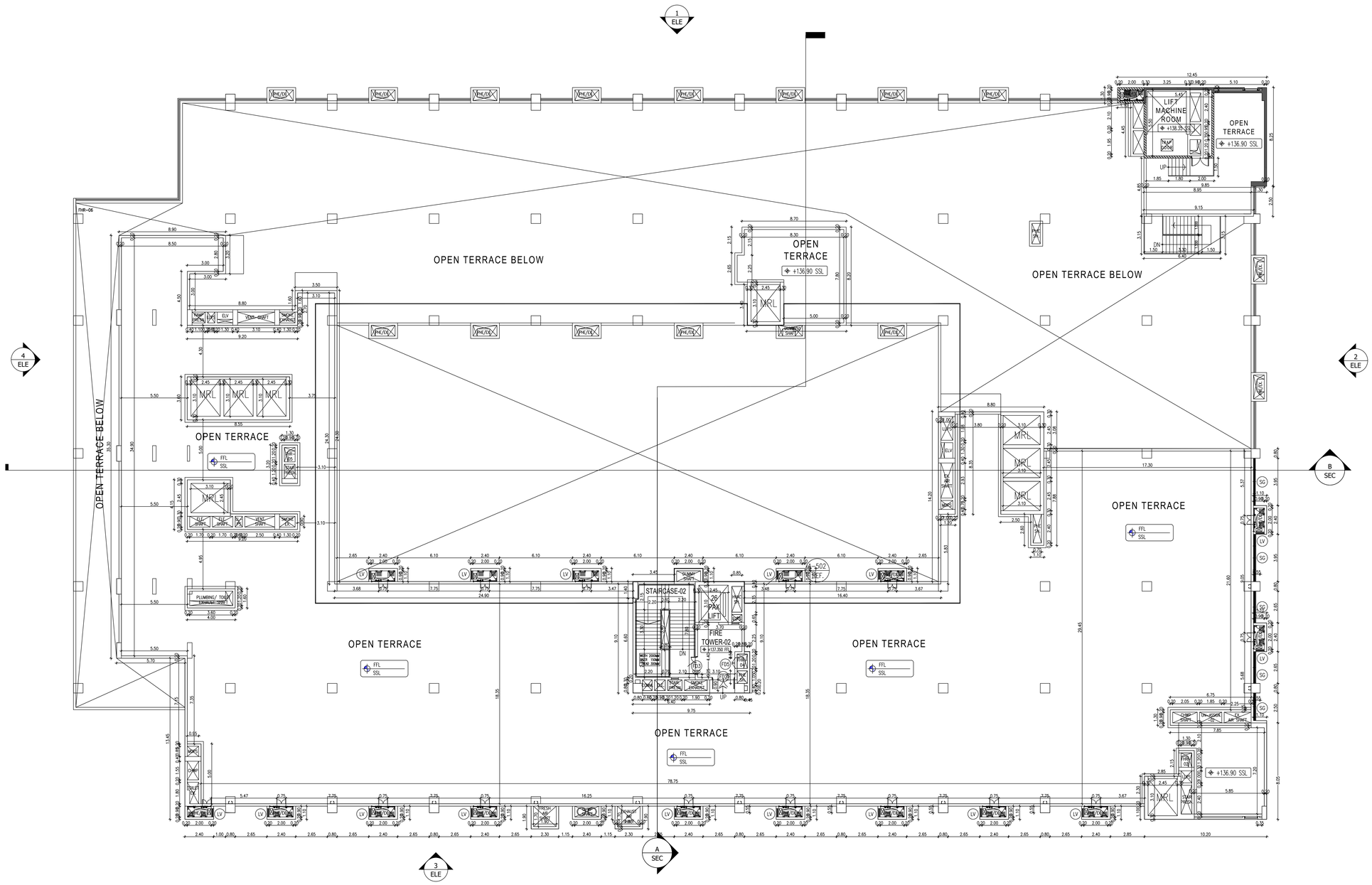

PHASE-01-TERRACE FLOOR PLAN

SCHEDULE OF JOINERY		
TYPE	SIZE	DESCRIPTION
FIRE DOOR		
FD1	2.000 X 2.400	FIRE DOOR AS PER DETAIL
FD2	1.800 X 2.100	FIRE DOOR AS PER DETAIL
FD3	1.500 X 2.100	FIRE DOOR AS PER DETAIL
FD3a	1.500 X 2.100	FIRE DOOR AS PER DETAIL
FD3b	1.500 X 2.400	FIRE DOOR AS PER DETAIL
FD4	1.200 X 2.100	FIRE DOOR AS PER DETAIL
FD4a	1.200 X 2.100	FIRE DOOR AS PER DETAIL
FD5	0.900 X 1.200	FIRE DOOR AS PER DETAIL
FD5a	0.900 X 1.500	FIRE DOOR AS PER DETAIL
FD5b	0.900 X 2.000	FIRE DOOR AS PER DETAIL
FD6	0.600 X 1.500	FIRE DOOR AS PER DETAIL
FD7	1.000 X 2.100	FIRE DOOR AS PER DETAIL
FD8	2.100 X 2.100	FIRE DOOR AS PER DETAIL
FLUSH DOOR		
fD1a	1.800 X 2.100	FLUSH DOOR AS PER DETAIL
fD1f	1.800 X 2.100	FLUSH DOOR AS PER DETAIL
fD2a	1.500 X 2.100	FLUSH DOOR AS PER DETAIL
fD2b	1.500 X 2.100	FLUSH DOOR AS PER DETAIL
fD2c	1.500 X 2.100	FLUSH DOOR AS PER DETAIL
fD2e	1.500 X 2.100	FLUSH DOOR AS PER DETAIL
fD3	1.200 X 2.100	FLUSH DOOR AS PER DETAIL
fD3a	1.200 X 2.100	FLUSH DOOR AS PER DETAIL
fD3d	1.200 X 2.100	FLUSH DOOR AS PER DETAIL
fD4	1.050 X 2.100	FLUSH DOOR AS PER DETAIL
fD4a	1.050 X 2.100	FLUSH DOOR AS PER DETAIL
fD4c	1.050 X 2.100	FLUSH DOOR AS PER DETAIL
fD4d	1.050 X 2.100	FLUSH DOOR AS PER DETAIL
fD5a	0.900 X 2.100	FLUSH DOOR AS PER DETAIL
fD5c	0.900 X 2.100	FLUSH DOOR AS PER DETAIL
fD5d	0.900 X 2.100	FLUSH DOOR AS PER DETAIL
fD6c	0.750 X 2.100	FLUSH DOOR AS PER DETAIL
fD7b	1.350 X 2.100	FLUSH DOOR AS PER DETAIL
fFD2a	1.800 X 2.100	FLUSH DOOR AS PER DETAIL
fFD3a	1.500 X 2.100	FLUSH DOOR AS PER DETAIL
fFD4a	1.200 X 2.100	FLUSH DOOR AS PER DETAIL
fFD5a	0.900 X 2.100	FLUSH DOOR AS PER DETAIL
fSD1a	1.200 X 2.100	FLUSH DOOR AS PER DETAIL
fSD2	1.350 X 2.100	FLUSH DOOR AS PER DETAIL
fSD3	1.050 X 2.100	FLUSH DOOR AS PER DETAIL
fSD3a	1.050 X 2.100	FLUSH DOOR AS PER DETAIL
fSD3c	1.050 X 2.100	FLUSH DOOR AS PER DETAIL
fSD3d	1.050 X 2.100	FLUSH DOOR AS PER DETAIL
fSD3g	1.050 X 2.100	FLUSH DOOR AS PER DETAIL
fSD4	0.900 X 2.100	FLUSH DOOR AS PER DETAIL
fSD4e	0.900 X 2.100	FLUSH DOOR AS PER DETAIL
fSD4c	0.900 X 2.100	FLUSH DOOR AS PER DETAIL
fLD1e	1.500 X 2.100	FLUSH DOOR AS PER DETAIL
fLFD1d	1.500 X 2.100	FLUSH DOOR AS PER DETAIL
fGD1	0.900 X 2.100	FLUSH DOOR AS PER DETAIL
fGD2	1.500 X 2.100	FLUSH DOOR AS PER DETAIL
fCD	2.000 X 2.700	FLUSH DOOR AS PER DETAIL
WINDOW		
W1	5.400 X 1.750	ALWINDOW
W2	2.650 X 1.750	ALWINDOW
W3	1.750 X 1.750	ALWINDOW
W4	1.000 X 1.750	ALWINDOW
SC	AS PER ELEVATION	
LV	AS PER ELEVATION	

SHEET NO. 09/17

ORIENTATION
North
N

PLAN SHOWING THE REVISED CONSTRUCTION OF B.NO.54 PEDIATRIC SPECIALITY BLOCK CONSISTING OF GROUND FLOOR + 7 FLOORS & B.NO.55 SERVICE BLOCK CONSISTING OF GROUND FLOOR ONLY AT CHRISTIAN MEDICAL COLLEGE VELLORE ASSOCIATION VELLORE, RANIPET CAMPUS AT SF.NO: 166/1A,1B,1C,1D, 1E, 1F, 1G, 1H, 2A, 2B, 2C, 2D, 2E, 2F, 2G, 2H, 2I, 2J, 2K, 3A, 174/1, 2, 3A, 176/1, 184/1A2, 3, 185/1B, 1C, 1D, 1E, 186/2, 187/1, 2, 3, 188/1A, 1B, 189/1A, 2A, 190/1, 191/1B, 2, 192/1A, 1B, 1C, 2, 3, 304/1, 2, 305/2B, 2C, 2D, 2E, 2F, 2G, 2H, 2I, 3A1B, 3A2, 3B2, 306/3, 7, 8, 307/1A, 1B, 2A, 2B, 308/1A, 1B, 1C, 1D, 1E, 2C, 2J, 2K, 2L, 2M, 309/5, 6, 7, 8, 9, 312/3B, 4B, 317/1B, 2, 318/1, 2A, 2B, 2C, 2D, 2E, 2F, 2G, 2H, 2I, 2J, 2K2, 2L, 2M2, 2N, 319/1A2, 1B2, 1C, 2B2, 3A, 3B, 320/1A2, 1B, 1E, 1F,1G1, 1G2, 1H1, 1H2, 1J, 1K, 1L, 1M, 1N, 1 'O', 1P, 2B, 321/1, 322/2 IN KILMINNAL VILLAGE, WALAJA TALUK, RANIPET DISTRICT - 632 517.

MATERIAL SPECIFICATION FOR PROPOSED WORK

1. FOUNDATION IN P.C.C 1:5:10 OVER SAND FILLING
2. BASEMENT WITH RCC M25 MIX & RCC M25 MIX COLUMNS
3. SUPER STRUCTURE IN BLOCK WORK
4. FOUNDATION WITH R.C.C COLUMNS M25 MIX
5. FLOORING USING CEMENT CONCRETE IN UTILITY AREA
6. VACUUM DEWATERING FLOORING IN BASEMENT
7. INTERNAL PLASTERING OF 12mm THK. C.M. 1:3AND EXTERNAL PLASTERING OF 18mm THK. C.M 1:6
8. RCC ROOF SLAB AND BEAMS OF M25 WITH REQUIRED DEPTH.
9. RCC LINTEL OF M25 WITH REQUIRED DEPTH
10. WEATHERING COURSE PROVIDED OVER ROOF SLAB
11. JOINERY - UPVC/ALUMINIUM GLAZED WINDOWS, VENTILATORS AND DOORS

TITLE	:	B.NO. 54 PEDIATRIC SPECIALITY BLOCK
FLOOR	:	TERRACE FLOOR PLAN
SCALE:- 1:100		DRN :

NOTE : ALL DIMENSIONS ARE IN METERS

OWNER'S SIGNATURE :

GENERAL SUPERINTENDENT
CHRISTIAN MEDICAL COLLEGE
VELLORE - 632 004.

STRUCTURAL ENGINEER'S SIGNATURE :

PRAM KAMEL DHAS .C
M.E. Structural Engineering
Registered Structural Engineer Grade-I (RSE)
Reg.No: TVLR/RSE/Gr-I/2023/02/001

GEO TECH ENGINEER SIGNATURE :

Er. M. MALATHI, M.E(GEOTECH),
Govt. Registered Geo Tech Engineer,
Reg. No: GTA/21/08/001 (DTCP)
No. 6B, Phase - III, Vasantham Nagar Extn.,
VALLALAR, VELLORE - 632 009.
Mobile : 95004 82863, 87752 26

REGISTERED CONSTRUCTION SIGNATURE :

K.R.YUVARAJ, B.E
Registered Construction Engineer (CE)
Reg. No. CE/June-2024/007
Plot No. 35, Mahatma Gandhi Street,
Padma Nagar, Arpur, Vellore - 632 055.
kryuvaraj73@gmail.com Mob: 9442419739

ARCHITECT SIGNATURE :

R. BENJAMIN
B.Arch.,FIA.,AIID
Reg.No: CA/86/10033

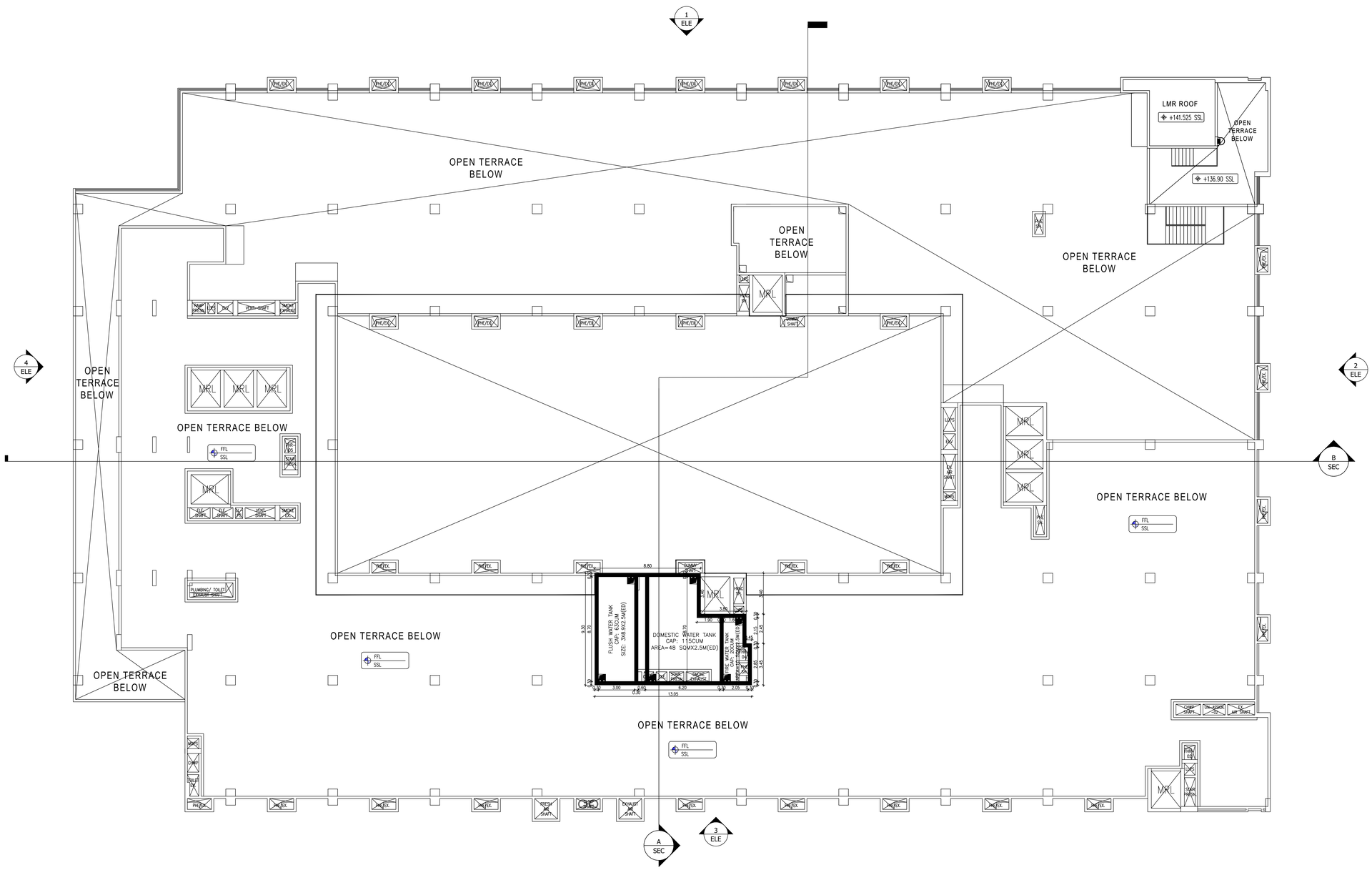

PHASE-01-ROOF PLAN

SCHEDULE OF JOINERY		
TYPE	SIZE	DESCRIPTION
FIRE DOOR		
FD1	2.000 X 2.400	FIRE DOOR AS PER DETAIL
FD2	1.800 X 2.100	FIRE DOOR AS PER DETAIL
FD3	1.500 X 2.100	FIRE DOOR AS PER DETAIL
FD3a	1.500 X 2.100	FIRE DOOR AS PER DETAIL
FD3b	1.500 X 2.400	FIRE DOOR AS PER DETAIL
FD4	1.200 X 2.100	FIRE DOOR AS PER DETAIL
FD4a	1.200 X 2.100	FIRE DOOR AS PER DETAIL
FD5	0.900 X 1.200	FIRE DOOR AS PER DETAIL
FD5a	0.900 X 1.500	FIRE DOOR AS PER DETAIL
FD5b	0.900 X 2.000	FIRE DOOR AS PER DETAIL
FD6	0.600 X 1.500	FIRE DOOR AS PER DETAIL
FD7	1.000 X 2.100	FIRE DOOR AS PER DETAIL
FD8	2.100 X 2.100	FIRE DOOR AS PER DETAIL
FLUSH DOOR		
ID1a	1.800 X 2.100	FLUSH DOOR AS PER DETAIL
ID1f	1.800 X 2.100	FLUSH DOOR AS PER DETAIL
ID2a	1.500 X 2.100	FLUSH DOOR AS PER DETAIL
ID2b	1.500 X 2.100	FLUSH DOOR AS PER DETAIL
ID2c	1.500 X 2.100	FLUSH DOOR AS PER DETAIL
ID2e	1.500 X 2.100	FLUSH DOOR AS PER DETAIL
ID3	1.200 X 2.100	FLUSH DOOR AS PER DETAIL
ID3a	1.200 X 2.100	FLUSH DOOR AS PER DETAIL
ID3d	1.200 X 2.100	FLUSH DOOR AS PER DETAIL
ID4	1.050 X 2.100	FLUSH DOOR AS PER DETAIL
ID4a	1.050 X 2.100	FLUSH DOOR AS PER DETAIL
ID4c	1.050 X 2.100	FLUSH DOOR AS PER DETAIL
ID4d	1.050 X 2.100	FLUSH DOOR AS PER DETAIL
ID5a	0.900 X 2.100	FLUSH DOOR AS PER DETAIL
ID5c	0.900 X 2.100	FLUSH DOOR AS PER DETAIL
ID5d	0.900 X 2.100	FLUSH DOOR AS PER DETAIL
ID6c	0.750 X 2.100	FLUSH DOOR AS PER DETAIL
ID7b	1.350 X 2.100	FLUSH DOOR AS PER DETAIL
IFD2a	1.800 X 2.100	FLUSH DOOR AS PER DETAIL
IFD3a	1.500 X 2.100	FLUSH DOOR AS PER DETAIL
IFD4a	1.200 X 2.100	FLUSH DOOR AS PER DETAIL
IFD5a	0.900 X 2.100	FLUSH DOOR AS PER DETAIL
ISD1a	1.200 X 2.100	FLUSH DOOR AS PER DETAIL
ISD2	1.350 X 2.100	FLUSH DOOR AS PER DETAIL
ISD3	1.050 X 2.100	FLUSH DOOR AS PER DETAIL
ISD3a	1.050 X 2.100	FLUSH DOOR AS PER DETAIL
ISD3c	1.050 X 2.100	FLUSH DOOR AS PER DETAIL
ISD3d	1.050 X 2.100	FLUSH DOOR AS PER DETAIL
ISD3g	1.050 X 2.100	FLUSH DOOR AS PER DETAIL
ISD4	0.900 X 2.100	FLUSH DOOR AS PER DETAIL
ISD4a	0.900 X 2.100	FLUSH DOOR AS PER DETAIL
ISD4c	0.900 X 2.100	FLUSH DOOR AS PER DETAIL
ILD1e	1.500 X 2.100	FLUSH DOOR AS PER DETAIL
IJFD1e	1.500 X 2.100	FLUSH DOOR AS PER DETAIL
ICD1	0.900 X 2.100	FLUSH DOOR AS PER DETAIL
ICD2	1.500 X 2.100	FLUSH DOOR AS PER DETAIL
ICD	2.000 X 2.700	FLUSH DOOR AS PER DETAIL
WINDOW		
W1	3.400 X 1.750	AL.WINDOW
W2	2.650 X 1.750	AL.WINDOW
W3	1.750 X 1.750	AL.WINDOW
W4	1.000 X 1.750	AL.WINDOW
SZ	AS PER ELEVATION	
LV	AS PER ELEVATION	

SHEET NO. 10/17

ORIENTATION
North
N

PLAN SHOWING THE REVISED CONSTRUCTION OF B.NO.54 PEDIATRIC SPECIALITY BLOCK CONSISTING OF GROUND FLOOR + 7 FLOORS & B.NO.55 SERVICE BLOCK CONSISTING OF GROUND FLOOR ONLY AT CHRISTIAN MEDICAL COLLEGE VELLORE ASSOCIATION VELLORE, RANIPET CAMPUS AT SF.NO: 166/1A,1B,1C,1D, 1E, 1F, 1G, 1H, 2A, 2B, 2C, 2D, 2E, 2F, 2G, 2H, 2I, 2J, 2K, 3A, 174/1, 2, 3A, 176/1, 184/1A2, 3, 185/1B, 1C, 1D, 1E, 186/2, 187/1, 2, 3, 188/1A, 1B, 189/1A, 2A, 190/1, 191/1B, 2, 192/1A, 1B, 1C, 2, 3, 304/1, 2, 305/2B, 2C, 2D, 2E, 2F, 2G, 2H, 2I, 3A1B, 3A2, 3B2, 306/3, 7, 8, 307/1A, 1B, 2A, 2B, 308/1A, 1B, 1C, 1D, 1E, 2C, 2J, 2K, 2L, 2M, 309/5, 6, 7, 8, 9, 312/3B, 4B, 317/1B, 2, 318/1, 2A, 2B, 2C, 2D, 2E, 2F, 2G, 2H, 2I, 2J, 2K2, 2L, 2M2, 2N, 319/1A2, 1B2, 1C, 2B2, 3A, 3B, 320/1A2, 1B, 1E, 1F,1G1, 1G2, 1H1, 1H2, 1J, 1K, 1L, 1M, 1N, 1 O, 1P, 2B, 321/1, 322/2 IN KILMINNAL VILLAGE, WALAJA TALUK, RANIPET DISTRICT - 632 517.

MATERIAL SPECIFICATION FOR PROPOSED WORK

1. FOUNDATION IN P.C.C 1:5:10 OVER SAND FILLING
2. BASEMENT WITH RCC M25 MIX & RCC M25 MIX COLUMNS
3. SUPER STRUCTURE IN BLOCK WORK
4. FOUNDATION WITH R.C.C COLUMNS M25 MIX
5. FLOORING USING CEMENT CONCRETE IN UTILITY AREA
6. VACUUM DEWATERING FLOORING IN BASEMENT
7. INTERNAL PLASTERING OF 12mm THK. C.M. 1:3 AND EXTERNAL PLASTERING OF 18mm THK. C.M 1:6
8. RCC ROOF SLAB AND BEAMS OF M25 WITH REQUIRED DEPTH.
9. RCC LINTEL OF M25 WITH REQUIRED DEPTH
10. WEATHERING COURSE PROVIDED OVER ROOF SLAB
11. JOINERY - UPVC/ALUMINIUM GLAZED WINDOWS, VENTILATORS AND DOORS

TITLE	:	B.NO. 54 PEDIATRIC SPECIALITY BLOCK
FLOOR	:	UPPER TERRACE FLOOR PLAN
SCALE:- 1:100		DRN :

NOTE : ALL DIMENSIONS ARE IN METERS

OWNER'S SIGNATURE :

GENERAL SUPERINTENDENT
CHRISTIAN MEDICAL COLLEGE
VELLORE - 632 004.

STRUCTURAL ENGINEER'S SIGNATURE :

PRAM KAMEL DHAS .C
M.E. Structural Engineering
Registered Structural Engineer Grade-I (RSE)
Reg.No: TVLR/RSE/Gr-I/2023/02/001

GEO TECH ENGINEER SIGNATURE :

Er. J. MALATHY, M.E(GEOTECH),
Govt. Registered Geo Tech Engineer,
Reg. No: G1A/2/108/001 (DTCP)
No. 6B, Phase - III, Vasantham Nagar Extn.,
VALLALAR, VELLORE - 632 009.
Mobile : 95004 82883, 87732 2[illegible]

REGISTERED CONSTRUCTION SIGNATURE :

K. YUVARAJ, B.E
Registered Construction Engineer (CE)
Reg. No. CE/June-2024/027
Plot No. 30, Mogalimma Gandhi Street,
Pudumai Nagar, Arcot, Vellore - 632 055
kyuvaraj73@gmail.com Mob 9442419738

ARCHITECT SIGNATURE :

R. BENJAMIN
B.Arch.,FIIA.,AIIID
Reg.No: CA/86/10033

SHEET NO. 11/17

ORIENTATION
North
N

ELEVATION – 1

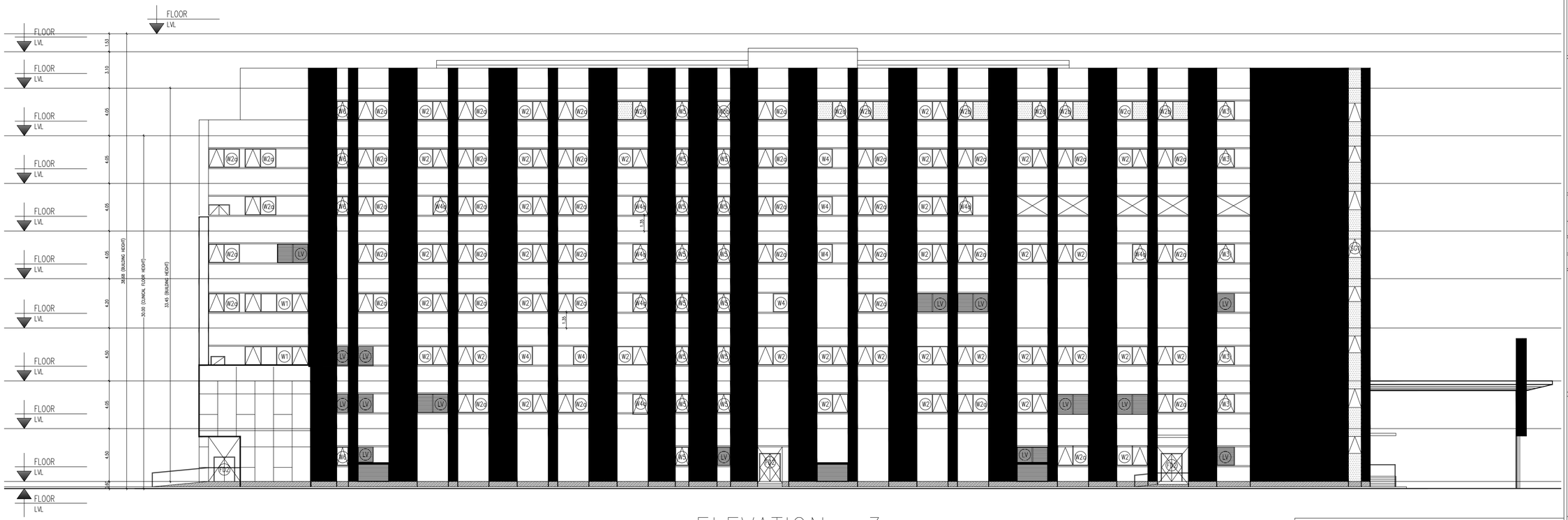

ELEVATION – 3

PLAN SHOWING THE REVISED CONSTRUCTION OF B.NO.54 PEDIATRIC SPECIALITY BLOCK CONSISTING OF GROUND FLOOR + 7 FLOORS & B.NO.55 SERVICE BLOCK CONSISTING OF GROUND FLOOR ONLY AT CHRISTIAN MEDICAL COLLEGE VELLORE ASSOCIATION VELLORE, RANIPET CAMPUS AT SF.NO: 166/1A,1B,1C,1D, 1E, 1F, 1G, 1H, 2A, 2B, 2C, 2D, 2E, 2F, 2G, 2H, 2I, 2J, 2K, 3A, 174/1, 2, 3A, 176/1, 184/1A2, 3, 185/1B, 1C, 1D, 1E, 186/2, 187/1, 2, 3, 188/1A, 1B, 189/1A, 2A, 190/1, 191/1B, 2, 192/1A, 1B, 1C, 2, 3, 304/1, 2, 305/2B, 2C, 2D, 2E, 2F, 2G, 2H, 2I, 3A1B, 3A2, 3B2, 306/3, 7, 8, 307/1A, 1B, 2A, 2B, 308/1A, 1B, 1C, 1D, 1E, 2C, 2J, 2K, 2L, 2M, 309/5, 6, 7, 8, 9, 312/3B, 4B, 317/1B, 2, 318/1, 2A, 2B, 2C, 2D, 2E, 2F, 2G, 2H, 2I, 2J, 2K2, 2L, 2M2, 2N, 319/1A2, 1B2, 1C, 2B2, 3A, 3B, 320/1A2, 1B, 1E, 1F,1G1, 1G2, 1H1, 1H2, 1J, 1K, 1L, 1M, 1N, 1O, 1P, 2B, 321/1, 322/2 IN KILMINNAL VILLAGE, WALAJA TALUK, RANIPET DISTRICT - 632 517.

MATERIAL SPECIFICATION FOR PROPOSED WORK

1. FOUNDATION IN P.C.C 1:5:10 OVER SAND FILLING
2. BASEMENT WITH RCC M25 MIX & RCC M25 MIX COLUMNS
3. SUPER STRUCTURE IN BLOCK WORK
4. FOUNDATION WITH R.C.C COLUMNS M25 MIX
5. FLOORING USING CEMENT CONCRETE IN UTILITY AREA
6. VACUUM DEWATERING FLOORING IN BASEMENT
7. INTERNAL PLASTERING OF 12mm THK. C.M. 1:3AND EXTERNAL PLASTERING OF 18mm THK. C.M 1:6
8. RCC ROOF SLAB AND BEAMS OF M25 WITH REQUIRED DEPTH.
9. RCC LINTEL OF M25 WITH REQUIRED DEPTH
10. WEATHERING COURSE PROVIDED OVER ROOF SLAB
11. JOINERY - UPVC/ALUMINIUM GLAZED WINDOWS, VENTILATORS AND DOORS

TITLE	:	B.NO. 54 PEDIATRIC SPECIALITY BLOCK
FLOOR	:	ELEVATION 1 & 3
SCALE:- 1:100		DRN :

NOTE : ALL DIMENSIONS ARE IN METERS

OWNER'S SIGNATURE :

GENERAL SUPERINTENDENT
CHRISTIAN MEDICAL COLLEGE
VELLORE - 632 004.

STRUCTURAL ENGINEER'S SIGNATURE :

PRAM KAMEL DHAS .C
M.E. Structural Engineering
Registered Structural Engineer Grade-I (RSE)
Reg.No:TVLR/RSE/Gr-I/2023/02/001

GEO TECH ENGINEER SIGNATURE :

Er. J. MALATHI, M.E(GEOTECH),
Govt. Registered Geo Tech Engineer,
Reg. No: GTA/21/08/001 (DTCP)
No. 88, Phase - III, Vasantham Nagar Extn.,
VALLALAR, VELLORE - 632 009.
Mobile : 95004 82883, 87782 21

REGISTERED CONSTRUCTION SIGNATURE :

E.K.YUVARAJ, B.E
Registered Construction Engineer (CE)
Reg. No. CE/Gudiyatham-2024/002
Plot No. 39, Mahatma Gandhi Street,
Pudurnaa Nagar, Arapur, Vellore - 632 055.
kyuvaraj73@gmail.com Mob: 94424 19738

ARCHITECT SIGNATURE :

R. BENJAMIN
B.Arch.,FIA.,AIIID
Reg.No:CA/86/10033

SHEET NO. 12/17

ORIENTATION
North
N

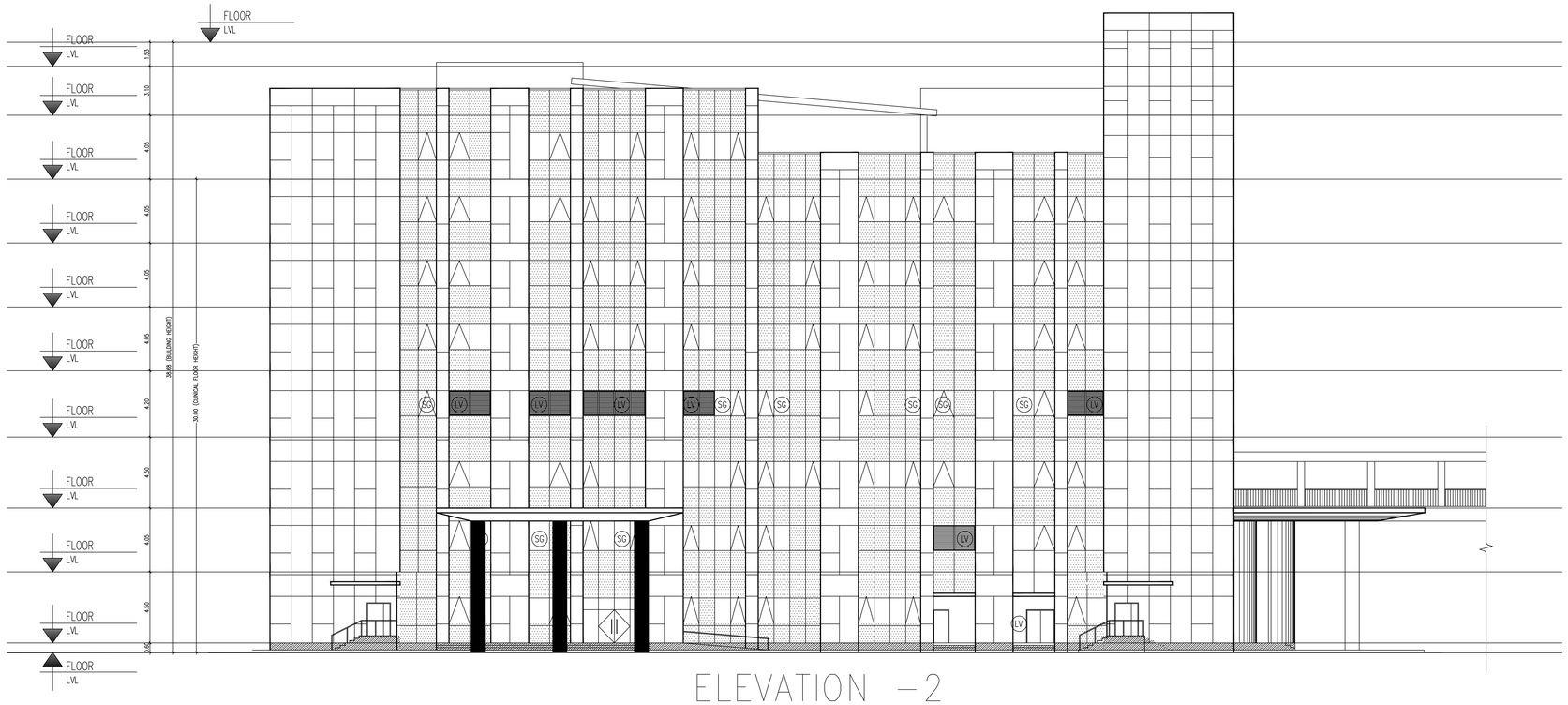

ELEVATION – 2

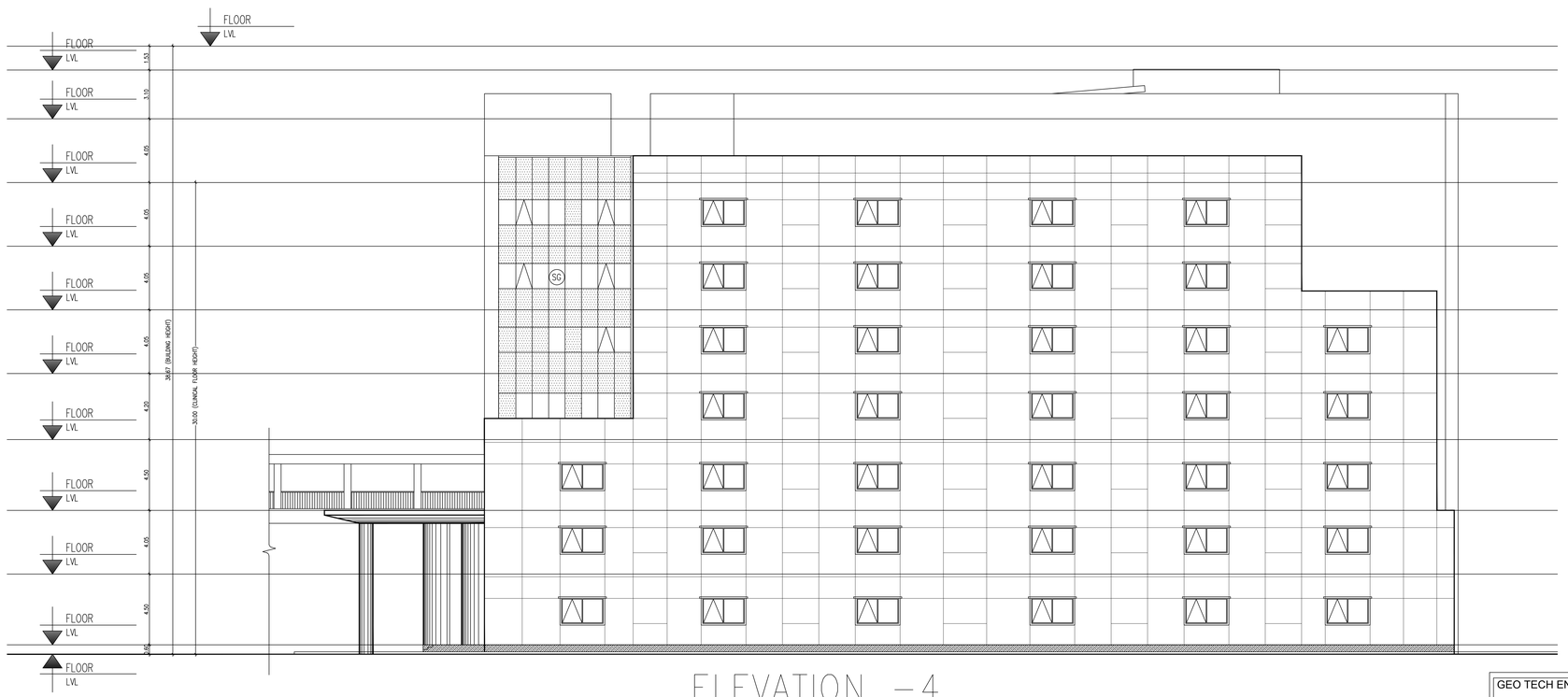

ELEVATION – 4

PLAN SHOWING THE REVISED CONSTRUCTION OF B.NO.54 PEDIATRIC SPECIALITY BLOCK CONSISTING OF GROUND FLOOR + 7 FLOORS & B.NO.55 SERVICE BLOCK CONSISTING OF GROUND FLOOR ONLY AT CHRISTIAN MEDICAL COLLEGE VELLORE ASSOCIATION VELLORE, RANIPET CAMPUS AT SF.NO: 166/1A,1B,1C,1D, 1E, 1F, 1G, 1H, 2A, 2B, 2C, 2D, 2E, 2F, 2G, 2H, 2I, 2J, 2K, 3A, 174/1, 2, 3A, 176/1, 184/1A2, 3, 185/1B, 1C, 1D, 1E, 186/2, 187/1, 2, 3, 188/1A, 1B, 189/1A, 2A, 190/1, 191/1B, 2, 192/1A, 1B, 1C, 2, 3, 304/1, 2, 305/2B, 2C, 2D, 2E, 2F, 2G, 2H, 2I, 3A1B, 3A2, 3B2, 306/3, 7, 8, 307/1A, 1B, 2A, 2B, 308/1A, 1B, 1C, 1D, 1E, 2C, 2J, 2K, 2L, 2M, 309/5, 6, 7, 8, 9, 312/3B, 4B, 317/1B, 2, 318/1, 2A, 2B, 2C, 2D, 2E, 2F, 2G, 2H, 2I, 2J, 2K2, 2L, 2M2, 2N, 319/1A2, 1B2, 1C, 2B2, 3A, 3B, 320/1A2, 1B, 1E, 1F,1G1, 1G2, 1H1, 1H2, 1J, 1K, 1L, 1M, 1N, 1O, 1P, 2B, 321/1, 322/2 IN KILMINNAL VILLAGE, WALAJA TALUK, RANIPET DISTRICT - 632 517.

MATERIAL SPECIFICATION FOR PROPOSED WORK

1. FOUNDATION IN P.C.C 1:5:10 OVER SAND FILLING
2. BASEMENT WITH RCC M25 MIX & RCC M25 MIX COLUMNS
3. SUPER STRUCTURE IN BLOCK WORK
4. FOUNDATION WITH R.C.C COLUMNS M25 MIX
5. FLOORING USING CEMENT CONCRETE IN UTILITY AREA
6. VACUUM DEWATERING FLOORING IN BASEMENT
7. INTERNAL PLASTERING OF 12mm THK. C.M. 1:3AND EXTERNAL PLASTERING OF 18mm THK. C.M 1:6
8. RCC ROOF SLAB AND BEAMS OF M25 WITH REQUIRED DEPTH.
9. RCC LINTEL OF M25 WITH REQUIRED DEPTH
10. WEATHERING COURSE PROVIDED OVER ROOF SLAB
11. JOINERY - UPVC/ALUMINIUM GLAZED WINDOWS, VENTILATORS AND DOORS

TITLE	:	B.NO. 54 PEDIATRIC SPECIALITY BLOCK
FLOOR	:	ELEVATION 2 & 4
SCALE:- 1:100		DRN :

NOTE : ALL DIMENSIONS ARE IN METERS

OWNER'S SIGNATURE :

GENERAL SUPERINTENDENT
CHRISTIAN MEDICAL COLLEGE
VELLORE - 632 004.

STRUCTURAL ENGINEER'S SIGNATURE :

PRAM KAMEL DHAS .C
M.E. Structural Engineering
Registered Structural Engineer Grade-I (RSE)
Reg.No:TVLR/RSE/Gr-I/2023/02/001

GEO TECH ENGINEER SIGNATURE :

Er. M. MALATHI, M.E(GEOTECH),
Govt. Registered Geo Tech Engineer,
Reg. No: GTA/21/08/001 (DTCP)
No. 6B, Phase - III, Vasantham Nagar Extn.,
VALLALAR, VELLORE - 632 009.
Mobile : 95004 82883, 87752 21

REGISTERED CONSTRUCTION SIGNATURE :

K.Y. VARAJ, B.E.,
Registered Construction Engineer (CE)
Reg. No. CE/Vellore-2020/007
Plot No. 30, Mugaiithna Gandhi Street,
Pudumai Nagar, Arapur, Vellore - 632 055.
kyvaraj73@gmail.com Mob: 9442419739

ARCHITECT SIGNATURE :

R. BENJAMIN
B.Arch.,FIA.,AIID
Reg.No:CA/86/10033

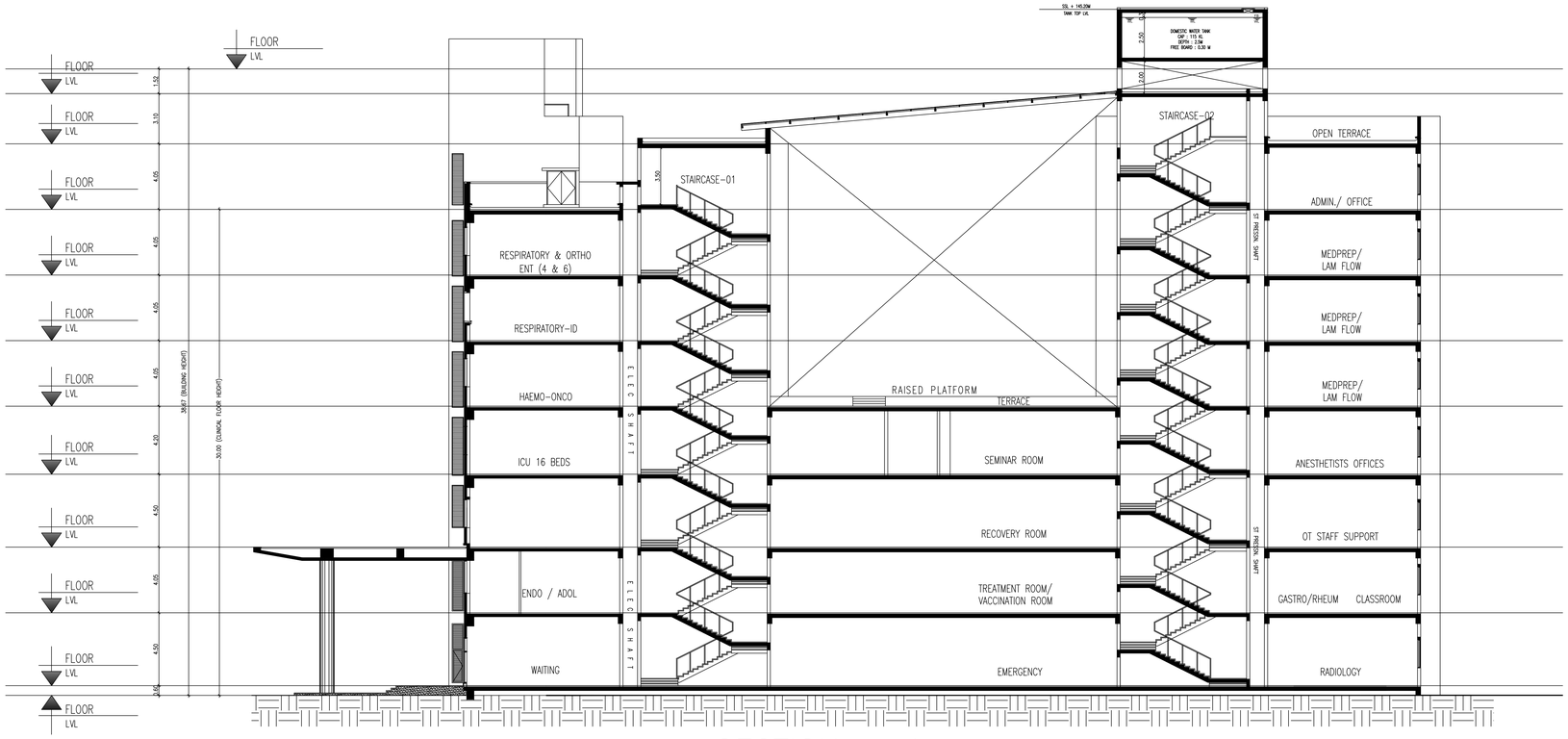

SECTION – A

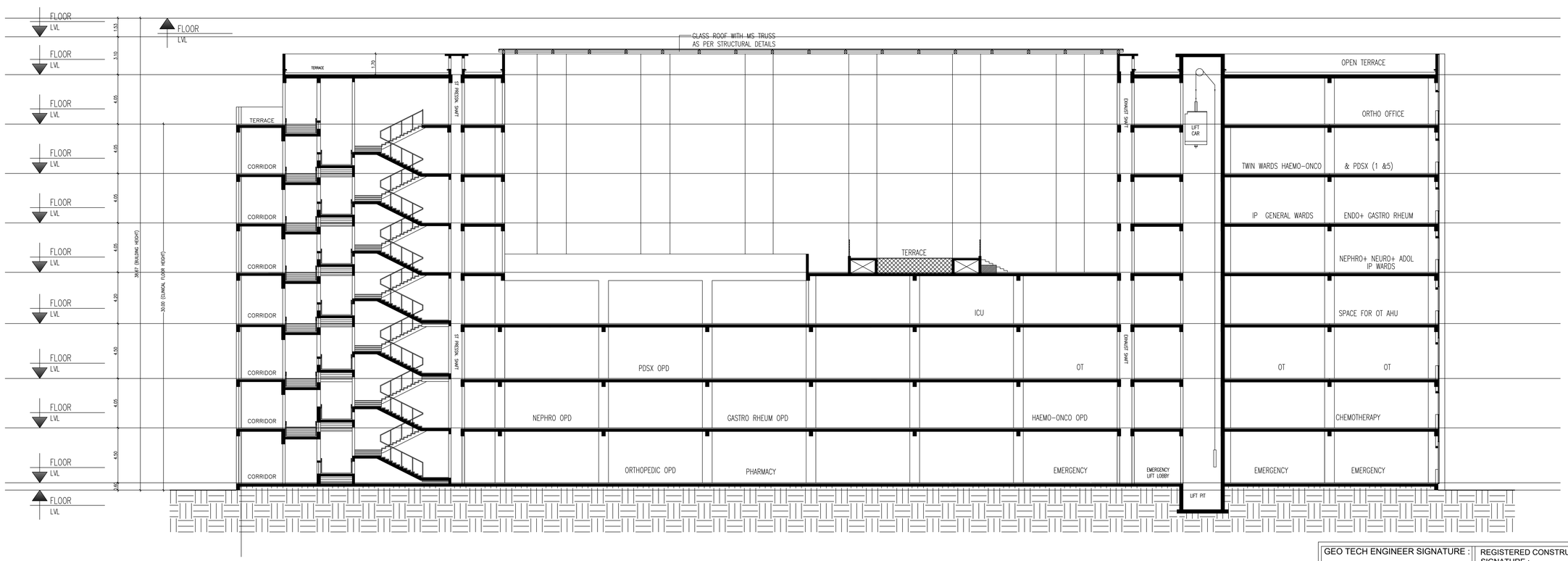

SECTION – B

SHEET NO. 13/17

ORIENTATION
North
N

PLAN SHOWING THE REVISED CONSTRUCTION OF B.NO.54 PEDIATRIC SPECIALITY BLOCK CONSISTING OF GROUND FLOOR + 7 FLOORS & B.NO.55 SERVICE BLOCK CONSISTING OF GROUND FLOOR ONLY AT CHRISTIAN MEDICAL COLLEGE VELLORE ASSOCIATION VELLORE, RANIPET CAMPUS AT SF.NO: 166/1A,1B,1C,1D, 1E, 1F, 1G, 1H, 2A, 2B, 2C, 2D, 2E, 2F, 2G, 2H, 2I, 2J, 2K, 3A, 174/1, 2, 3A, 176/1, 184/1A2, 3, 185/1B, 1C, 1D, 1E, 186/2, 187/1, 2, 3, 188/1A, 1B, 189/1A, 2A, 190/1, 191/1B, 2, 192/1A, 1B, 1C, 2, 3, 304/1, 2, 305/2B, 2C, 2D, 2E, 2F, 2G, 2H, 2I, 3A1B, 3A2, 3B2, 306/3, 7, 8, 307/1A, 1B, 2A, 2B, 308/1A, 1B, 1C, 1D, 1E, 2C, 2J, 2K, 2L, 2M, 309/5, 6, 7, 8, 9, 312/3B, 4B, 317/1B, 2, 318/1, 2A, 2B, 2C, 2D, 2E, 2F, 2G, 2H, 2I, 2J, 2K2, 2L, 2M2, 2N, 319/1A2, 1B2, 1C, 2B2, 3A, 3B, 320/1A2, 1B, 1E, 1F,1G1, 1G2, 1H1, 1H2, 1J, 1K, 1L, 1M, 1N, 1O, 1P, 2B, 321/1, 322/2 IN KILMINNAL VILLAGE, WALAJA TALUK, RANIPET DISTRICT - 632 517.

MATERIAL SPECIFICATION FOR PROPOSED WORK

1. FOUNDATION IN P.C.C 1:5:10 OVER SAND FILLING
2. BASEMENT WITH RCC M25 MIX & RCC M25 MIX COLUMNS.
3. SUPER STRUCTURE IN BLOCK WORK
4. FOUNDATION WITH R.C.C COLUMNS M25 MIX
5. FLOORING USING CEMENT CONCRETE IN UTILITY AREA
6. VACUUM DEWATERING FLOORING IN BASEMENT
7. INTERNAL PLASTERING OF 12mm THK. C.M 1:3AND EXTERNAL PLASTERING OF 18mm THK. C.M 1:6
8. RCC ROOF SLAB AND BEAMS OF M25 WITH REQUIRED DEPTH.
9. RCC LINTEL OF M25 WITH REQUIRED DEPTH
10. WEATHERING COURSE PROVIDED OVER ROOF SLAB
11. JOINERY - UPVC/ALUMINIUM GLAZED WINDOWS, VENTILATORS AND DOORS

TITLE	:	B.NO. 54 PEDIATRIC SPECIALITY BLOCK
FLOOR	:	SECOND FLOOR PLAN
SCALE:- 1:100		DRN :

NOTE : ALL DIMENSIONS ARE IN METERS

OWNER'S SIGNATURE :

GENERAL SUPERINTENDENT
CHRISTIAN MEDICAL COLLEGE
VELLORE - 632 004.

STRUCTURAL ENGINEER'S SIGNATURE :

PRAM KAMEL DHAS .C
M.E. Structural Engineering
Registered Structural Engineer Grade-I (RSE)
Reg.No:TVLR/RSE/Gr-I/2023/02/001

GEO TECH ENGINEER SIGNATURE :

Er. J. MALATHI, M.E(GEOTECH),
Govt. Registered Geo Tech Engineer,
Reg. No: GTA/21/005/001 (DTCP)
No. 68, Phase - III, Vasantham Nagar Extn.,
VALLALAR, VELLORE - 632 009.
Mobile : 95004 82883, 87702 21

REGISTERED CONSTRUCTION SIGNATURE :

E.N.YUVARAJ, B.E
Registered Construction Engineer (CE)
Reg. No. CE/Gutra-2024/002
Plot No. 30, Mugathiha Gandhi Street,
Padumai Nagar, Arakyat, Vellore - 632 055.
kyuvaraj73@gmail.com Mob 94421 91738

ARCHITECT SIGNATURE :

R. BENJAMIN
B.Arch.,FIIA.,AIIID
Reg.No:CA/86/10033

SCHEDULE OF JOINERY		
TYPE	SIZE	DESCRIPTION
FIRE DOOR		
FD1	2,000 X 2,400	FIRE DOOR AS PER DETAIL
FD2	1,800 X 2,100	FIRE DOOR AS PER DETAIL
WINDOW		
W1	5,400 X 1,750	AL.WINDOW
W2	2,650 X 1,750	AL.WINDOW
W3	1,750 X 1,750	AL.WINDOW
W4	1,000 X 1,750	AL.WINDOW
SG	AS PER ELEVATION	
LV	AS PER ELEVATION	

SHEET NO. 14/17

ORIENTATION
North
N

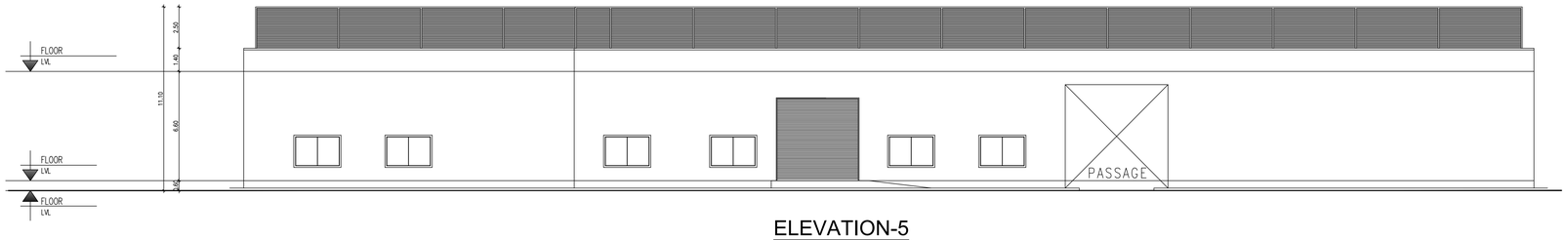

ELEVATION-5

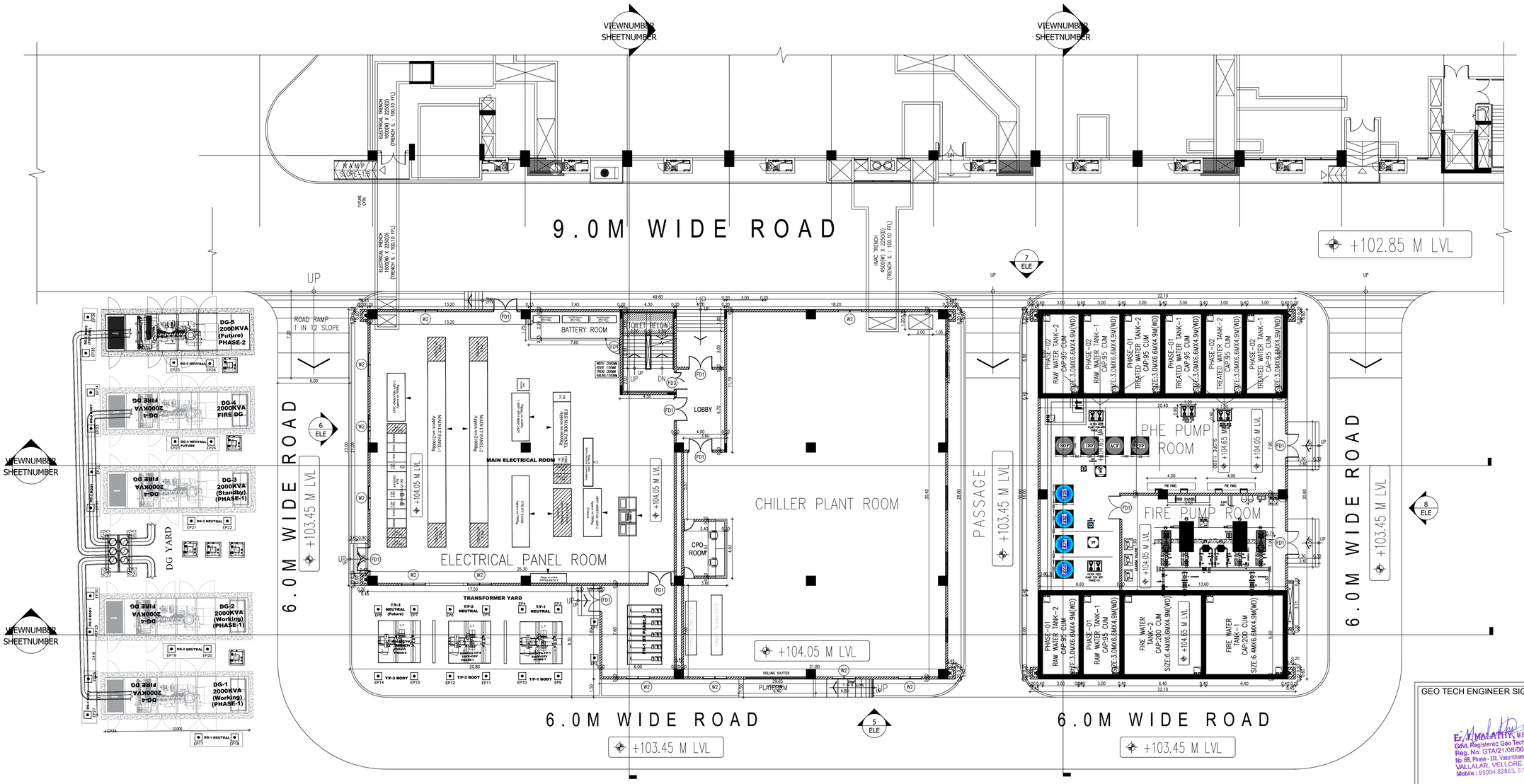

SERVICE BLOCK - GROUND FLOOR PLAN

PLAN SHOWING THE REVISED CONSTRUCTION OF B.NO.54 PEDIATRIC SPECIALITY BLOCK CONSISTING OF GROUND FLOOR + 7 FLOORS & B.NO.55 SERVICE BLOCK CONSISTING OF GROUND FLOOR ONLY AT CHRISTIAN MEDICAL COLLEGE VELLORE ASSOCIATION VELLORE, RANIPET CAMPUS AT SF.NO: 166/1A,1B,1C,1D, 1E, 1F, 1G, 1H, 2A, 2B, 2C, 2D, 2E, 2F, 2G, 2H, 2I, 2J, 2K, 3A, 174/1, 2, 3A, 176/1, 184/1A2, 3, 185/1B, 1C, 1D, 1E, 186/2, 187/1, 2, 3, 188/1A, 1B, 189/1A, 2A, 190/1, 191/1B, 2, 192/1A, 1B, 1C, 2, 3, 304/1, 2, 305/2B, 2C, 2D, 2E, 2F, 2G, 2H, 2I, 3A1B, 3A2, 3B2, 306/3, 7, 8, 307/1A, 1B, 2A, 2B, 308/1A, 1B, 1C, 1D, 1E, 2C, 2J, 2K, 2L, 2M, 309/5, 6, 7, 8, 9, 312/3B, 4B, 317/1B, 2, 318/1, 2A, 2B, 2C, 2D, 2E, 2F, 2G, 2H, 2I, 2J, 2K2, 2L, 2M2, 2N, 319/1A2, 1B2, 1C, 2B2, 3A, 3B, 320/1A2, 1B, 1E, 1F,1G1, 1G2, 1H1, 1H2, 1J, 1K, 1L, 1M, 1N, 1 O, 1P, 2B, 321/1, 322/2 IN KILMINNAL VILLAGE, WALAJA TALUK, RANIPET DISTRICT - 632 517.

MATERIAL SPECIFICATION FOR PROPOSED WORK

1. FOUNDATION IN P.C.C 1:5:10 OVER SAND FILLING
2. BASEMENT WITH RCC M25 MIX & RCC M25 MIX COLUMNS
3. SUPER STRUCTURE IN BLOCK WORK
4. FOUNDATION WITH R.C.C COLUMNS M25 MIX
5. FLOORING USING CEMENT CONCRETE IN UTILITY AREA
6. VACUUM DEWATERING FLOORING IN BASEMENT
7. INTERNAL PLASTERING OF 12mm THK. C.M. 1:3AND EXTERNAL PLASTERING OF 18mm THK. C.M 1:6
8. RCC ROOF SLAB AND BEAMS OF M25 WITH REQUIRED DEPTH.
9. RCC LINTEL OF M25 WITH REQUIRED DEPTH
10. WEATHERING COURSE PROVIDED OVER ROOF SLAB
11. JOINERY - UPVC/ALUMINIUM GLAZED WINDOWS, VENTILATORS AND DOORS

TITLE	:	B.NO. 55 SERVICE BLOCK
FLOOR	:	GROUND FLOOR PLAN & ELEVATION 5
SCALE:- 1:100		DRN :

NOTE : ALL DIMENSIONS ARE IN METERS

OWNER'S SIGNATURE :

GENERAL SUPERINTENDENT
CHRISTIAN MEDICAL COLLEGE
VELLORE - 632 004.

GEO TECH ENGINEER SIGNATURE :

E. MALATHI, M.E(GEOTECH),
Govt. Registered Geo Tech Engineer,
Reg. No: GTA/21/06/001 (DTCP)
No. 68, Phase - III, Vasantham Nagar Extn.,
VALLALAR, VELLORE - 632 009.
Mobile : 95004 82863, 87752 26

STRUCTURAL ENGINEER'S SIGNATURE :

PRAM KAMEL DHAS .C
M.E. Structural Engineering
Registered Structural Engineer Grade-I (RSE)
Reg. No: TVLR/RSE/Gr-I/2023/02/001

REGISTERED CONSTRUCTION SIGNATURE :

E. K.YUVARAJ, B.E
Registered Construction Engineer (CE)
Reg. No. CE/June-2024/007
Plot No. 39, Magalthma Gandhi Street,
Pudumai Nagar, Aliyur, Vellore - 632 055
kyuvaraj73@gmail.com Mob 9442410739

ARCHITECT SIGNATURE :

R. BENJAMIN
B.Arch.,FIIA.,AIIID
Reg. No: CA/86/10033

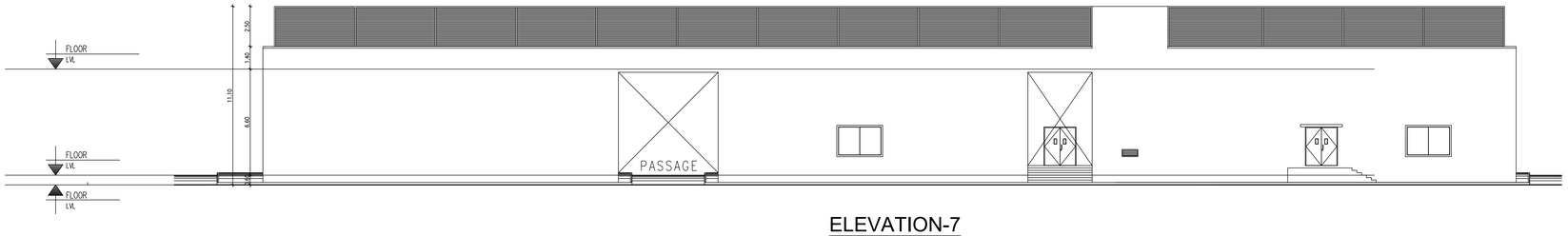

ELEVATION-7

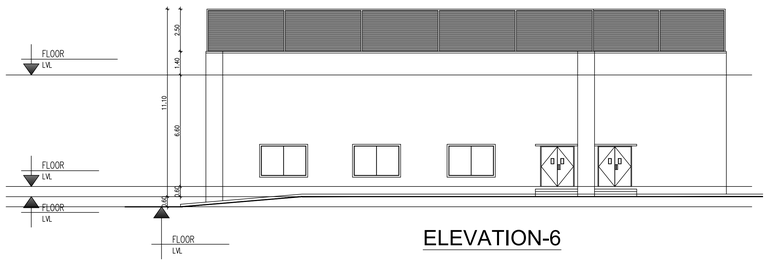

ELEVATION-6

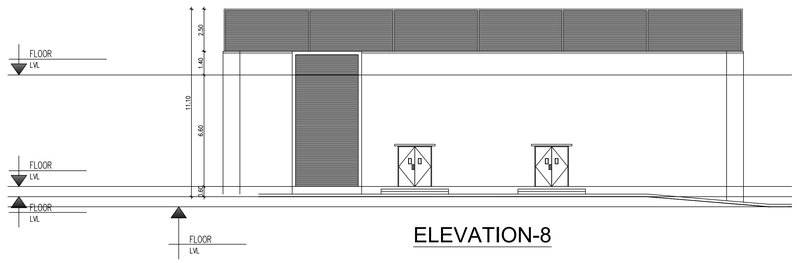

ELEVATION-8

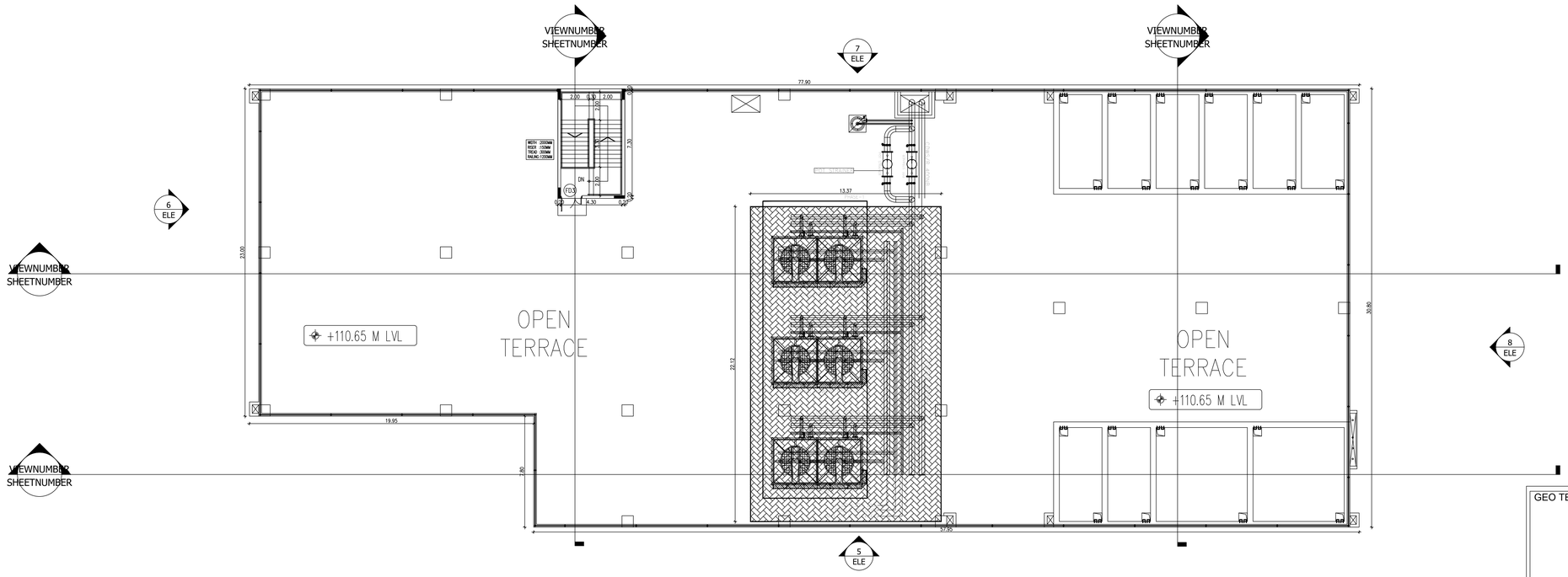

SERVICE BLOCK - TERRAE FLOOR PLAN

SCHEDULE OF JOINERY

TYPE	SIZE	DESCRIPTION
FIRE DOOR		
FD1	2,000 X 2,400	FIRE DOOR AS PER DETAIL
FD2	1,800 X 2,100	FIRE DOOR AS PER DETAIL
WINDOW		
W1	3,400 X 1,750	AL.WINDOW
W2	2,650 X 1,750	AL.WINDOW
W3	1,750 X 1,750	AL.WINDOW
W4	1,000 X 1,750	AL.WINDOW
SG	AS PER ELEVATION	
LV	AS PER ELEVATION	

SHEET NO. 15/17

ORIENTATION
North
N

PLAN SHOWING THE REVISED CONSTRUCTION OF B.NO.54 PEDIATRIC SPECIALITY BLOCK CONSISTING OF GROUND FLOOR + 7 FLOORS & B.NO.55 SERVICE BLOCK CONSISTING OF GROUND FLOOR ONLY AT CHRISTIAN MEDICAL COLLEGE VELLORE ASSOCIATION VELLORE, RANIPET CAMPUS AT SF.NO: 166/1A,1B,1C,1D, 1E, 1F, 1G, 1H, 2A, 2B, 2C, 2D, 2E, 2F, 2G, 2H, 2I, 2J, 2K, 3A, 174/1, 2, 3A, 176/1, 184/1A2, 3, 185/1B, 1C, 1D, 1E, 186/2, 187/1, 2, 3, 188/1A, 1B, 189/1A, 2A, 190/1, 191/1B, 2, 192/1A, 1B, 1C, 2, 3, 304/1, 2, 305/2B, 2C, 2D, 2E, 2F, 2G, 2H, 2I, 3A1B, 3A2, 3B2, 306/3, 7, 8, 307/1A, 1B, 2A, 2B, 308/1A, 1B, 1C, 1D, 1E, 2C, 2J, 2K, 2L, 2M, 309/5, 6, 7, 8, 9, 312/3B, 4B, 317/1B, 2, 318/1, 2A, 2B, 2C, 2D, 2E, 2F, 2G, 2H, 2I, 2J, 2K2, 2L, 2M2, 2N, 319/1A2, 1B2, 1C, 2B2, 3A, 3B, 320/1A2, 1B, 1E, 1F,1G1, 1G2, 1H1, 1H2, 1J, 1K, 1L, 1M, 1N, 1O, 1P, 2B, 321/1, 322/2 IN KILMINNAL VILLAGE, WALAJA TALUK, RANIPET DISTRICT - 632 517.

MATERIAL SPECIFICATION FOR PROPOSED WORK

1. FOUNDATION IN P.C.C 1:5:10 OVER SAND FILLING
2. BASEMENT WITH RCC M25 MIX & RCC M25 MIX COLUMNS
3. SUPER STRUCTURE IN BLOCK WORK
4. FOUNDATION WITH R.C.C COLUMNS M25 MIX
5. FLOORING USING CEMENT CONCRETE IN UTILITY AREA
6. VACUUM DEWATERING FLOORING IN BASEMENT
7. INTERNAL PLASTERING OF 12mm THK. C.M. 1:3 AND EXTERNAL PLASTERING OF 18mm THK. C.M 1:6
8. RCC ROOF SLAB AND BEAMS OF M25 WITH REQUIRED DEPTH.
9. RCC LINTEL OF M25 WITH REQUIRED DEPTH
10. WEATHERING COURSE PROVIDED OVER ROOF SLAB
11. JOINERY - UPVC/ALUMINIUM GLAZED WINDOWS, VENTILATORS AND DOORS

TITLE	:	B.NO. 55 SERVICE BLOCK
FLOOR	:	TERRACE FLOOR PLAN & ELEVATION - 6, 7 & 8

SCALE:- 1:100 | DRN :

NOTE : ALL DIMENSIONS ARE IN METERS

OWNER'S SIGNATURE :

GENERAL SUPERINTENDENT
CHRISTIAN MEDICAL COLLEGE
VELLORE - 632 004.

GEO TECH ENGINEER SIGNATURE :

Er. V. MALATHY, M.E(GEOTECH),
Govt. Registered Geo Tech Engineer,
Reg. No: GTA/21/005/001 (DTCP)
No. 68, Phase - III, Vasanthom Nagar Extn.,
VALLALAR, VELLORE - 632 009.
Mobile : 95004 82883, 87782 21

STRUCTURAL ENGINEER'S SIGNATURE :

PRAM KAMEL DHAS .C
M.E. Structural Engineering
Registered Structural Engineer Grade-I (RSE)
Reg.No:TVLR/RSE/Gr-I/2023/02/001

REGISTERED CONSTRUCTION SIGNATURE :

Er. K.YUVARAJ, B.E
Registered Construction Engineer (CE)
Reg. No. CE/June-2024/007
Plot No. 39, Magathma Gandhi Street,
Pudumai Nagar, Ariyur, Vellore - 632 055
kyuvaraj73@gmail.com Mob 9442410739

ARCHITECT SIGNATURE :

R. BENJAMIN
B.Arch.,FIA.,AIID
Reg.No:CA/86/10033

SCHEDULE OF JOINERY		
TYPE	SIZE	DESCRIPTION
FIRE DOOR		
FD1	2.000 X 2.400	FIRE DOOR AS PER DETAIL
FD2	1.800 X 2.100	FIRE DOOR AS PER DETAIL
WINDOW		
W1	5.400 X 1.750	AL.WINDOW
W2	2.650 X 1.750	AL.WINDOW
W3	1.750 X 1.750	AL.WINDOW
W4	1.000 X 1.750	AL.WINDOW
SG	AS PER ELEVATION	
LV	AS PER ELEVATION	

SHEET NO. 16/17

ORIENTATION
North
N

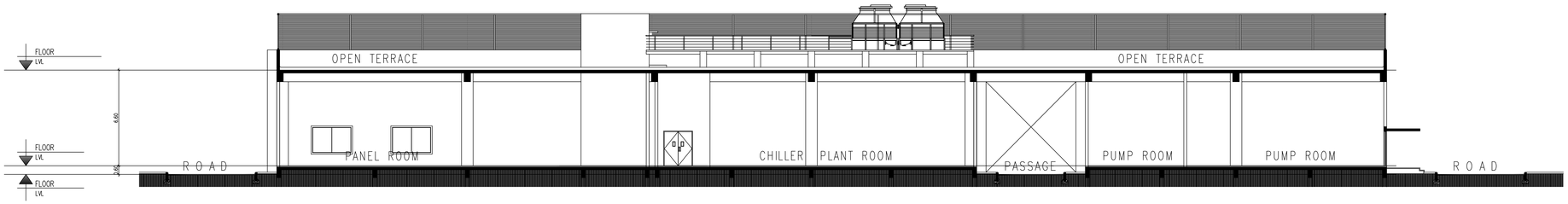

SECTION-D

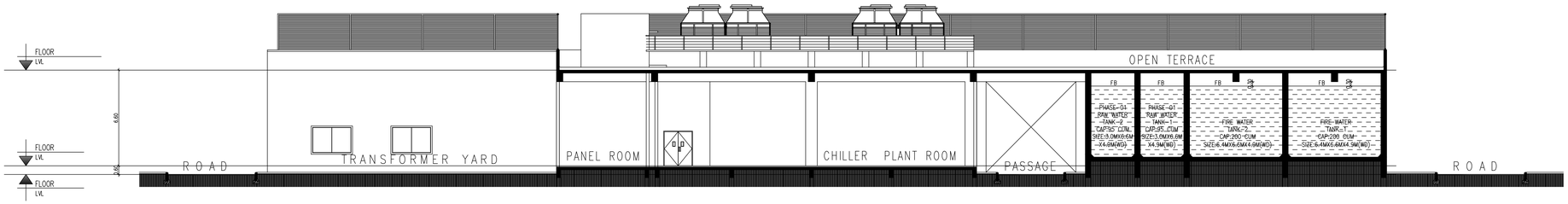

SECTION-C

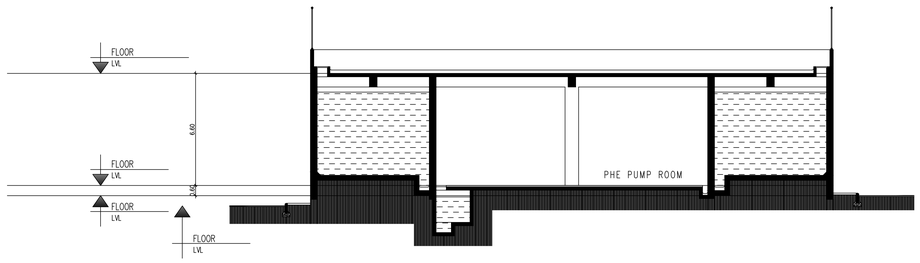

SECTION-F

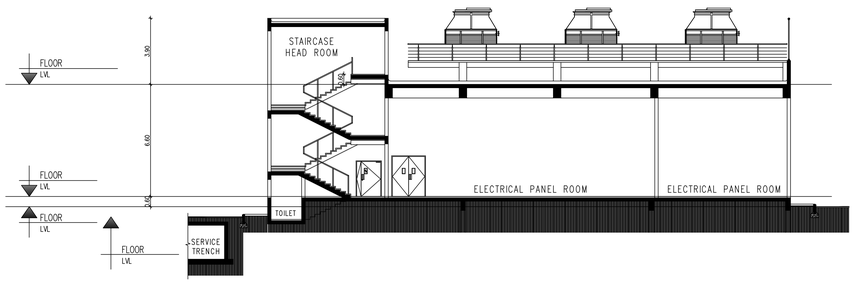

SECTION-E

PLAN SHOWING THE REVISED CONSTRUCTION OF B.NO.54 PEDIATRIC SPECIALITY BLOCK CONSISTING OF GROUND FLOOR + 7 FLOORS & B.NO.55 SERVICE BLOCK CONSISTING OF GROUND FLOOR ONLY AT CHRISTIAN MEDICAL COLLEGE VELLORE ASSOCIATION VELLORE, RANIPET CAMPUS AT SF.NO: 166/1A,1B,1C,1D, 1E, 1F, 1G, 1H, 2A, 2B, 2C, 2D, 2E, 2F, 2G, 2H, 2I, 2J, 2K, 3A, 174/1, 2, 3A, 176/1, 184/1A2, 3, 185/1B, 1C, 1D, 1E, 186/2, 187/1, 2, 3, 188/1A, 1B, 189/1A, 2A, 190/1, 191/1B, 2, 192/1A, 1B, 1C, 2, 3, 304/1, 2, 305/2B, 2C, 2D, 2E, 2F, 2G, 2H, 2I, 3A1B, 3A2, 3B2, 306/3, 7, 8, 307/1A, 1B, 2A, 2B, 308/1A, 1B, 1C, 1D, 1E, 2C, 2J, 2K, 2L, 2M, 309/5, 6, 7, 8, 9, 312/3B, 4B, 317/1B, 2, 318/1, 2A, 2B, 2C, 2D, 2E, 2F, 2G, 2H, 2I, 2J, 2K2, 2L, 2M2, 2N, 319/1A2, 1B2, 1C, 2B2, 3A, 3B, 320/1A2, 1B, 1E, 1F,1G1, 1G2, 1H1, 1H2, 1J, 1K, 1L, 1M, 1N, 1O, 1P, 2B, 321/1, 322/2 IN KILMINNAL VILLAGE, WALAJA TALUK, RANIPET DISTRICT - 632 517.

MATERIAL SPECIFICATION FOR PROPOSED WORK

1. FOUNDATION IN P.C.C 1:5:10 OVER SAND FILLING
2. BASEMENT WITH RCC M25 MIX & RCC M25 MIX COLUMNS
3. SUPER STRUCTURE IN BLOCK WORK
4. FOUNDATION WITH R.C.C COLUMNS M25 MIX
5. FLOORING USING CEMENT CONCRETE IN UTILITY AREA
6. VACUUM DEWATERING FLOORING IN BASEMENT
7. INTERNAL PLASTERING OF 12mm THK. C.M. 1:3AND EXTERNAL PLASTERING OF 18mm THK. C.M 1:6
8. RCC ROOF SLAB AND BEAMS OF M25 WITH REQUIRED DEPTH.
9. RCC LINTEL OF M25 WITH REQUIRED DEPTH
10. WEATHERING COURSE PROVIDED OVER ROOF SLAB
11. JOINERY - UPVC/ALUMINIUM GLAZED WINDOWS, VENTILATORS AND DOORS

TITLE	:	B.NO. 55 SERVICE BLOCK
FLOOR	:	SECTION - C, D, E & F
SCALE:- 1:100		DRN :

NOTE : ALL DIMENSIONS ARE IN METERS

OWNER'S SIGNATURE :

GENERAL SUPERINTENDENT
CHRISTIAN MEDICAL COLLEGE
VELLORE - 632 004.

GEO TECH ENGINEER SIGNATURE :

Er. V. MALATHY, M.E(GEOTECH.)
Govt. Registered Geo Tech Engineer
Reg. No: GTA/21/08/001 (DTCP)
No. 68, Phase - III, Vasantham Nagar Extn.,
VALLALAR, VELLORE - 632 009.
Mobile : 95004 82883, 87782 20

STRUCTURAL ENGINEER'S SIGNATURE :

PRAM KAMEL DHAS .C
M.E. Structural Engineering
Registered Structural Engineer Grade-I (RSE)
Reg.No: TVLR/RSE/Gr-I/2023/02/001

REGISTERED CONSTRUCTION SIGNATURE :

Er. K.YUVARAJ, B.E
Registered Construction Engineer (CE)
Reg. No. CE/June-2024/007
Plot No. 39, Magathma Gandhi Street,
Pudumai Nagar, Ariyur, Vellore - 632 055
kyuvaraj73@gmail.com Mob 9442410739

ARCHITECT SIGNATURE :

R. BENJAMIN
B.Arch.,FIIA.,AIID
Reg.No:CA/86/10033

SITE PLAN SHOWING THE REVISED CONSTRUCTION OF B.NO. 54 PAEDIATRIC SPECIALITY BLOCK CONSISTING OF (G + 7) FLOORS & B.NO. 55 SERVICE BLOCK CONSISTING OF (GROUND FLOOR ONLY)AT CHRISTIAN MEDICAL COLLEGE VELLORE, RANIPET CAMPUS AT S.F.NO: 166/1A, 1B, 1C, 1D, 1E, 1F, 1G,1H, 2A, 2B, 2C, 2D, 2E, 2F, 2G, 2H, 2I, 2J, 2K, 3A, 174/1, 2, 3A, 176/1, 184/1A2,3, 185/1B,1C,1D,1E, 186/2, 187/1, 2, 3, 188/1A,1B, 189/1A, 2A,190/1, 191/1B, 2, 192/1A, 1B, 1C, 2, 3, 304 /1, 2, 305/2B, 2C, 2D, 2E, 2F, 2G, 2H, 2I, 3A2, 3B2, 3A1B, 306/3, 7, 8, 307/1A, 1B, 2A, 2B, 308/1A, 1B, 1C,1D,1E, 2C, 2J, 2K, 2L, 2M, 309/5, 6, 7, 8, 9, 312/3B, 4B, 317/1B , 2, 318/1, 2A, 2B, 2C, 2D, 2E, 2F, 2G, 2H, 2I, 2J, 2K2, 2L, 2M2, 2N, 319/1A2, 1B2, 1C, 2B2, 3A, 3B, 320/1G1, 1G2, 1H1, 1H2, 1J, 1K, 1L, 1M, 1N, 1O, 1P, 2B IN KILMINNAL VILLAGE,WALAJA TALUK, RANIPET DISTRICT - 632 517.

SHEET NO. 17/17

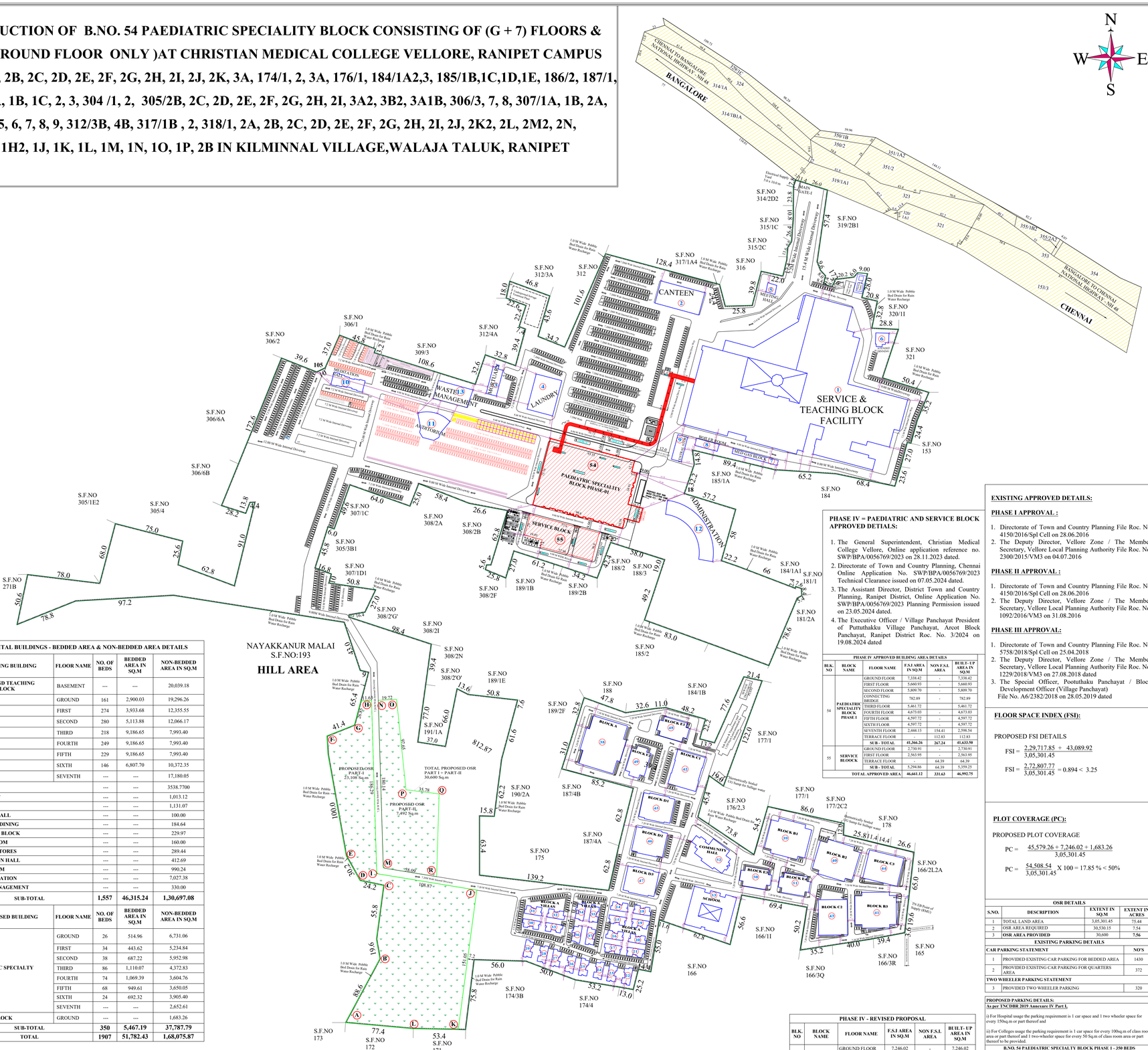

LAND EXTENT DETAILS AS PER PATTA

S.No.	Survey Number as per Patta	Patta No.	Extent in Hectares	Extent in Sq.m	S.No.	Survey Number as per Patta	Patta No.	Extent in Hectares	Extent in Sq.m
1	166/1A	1026	0.08.50	850.00	64	307/1B	1026	0.37.00	3,700.00
2	166/1B	1026	0.08.00	800.00	65	307/2A	1026	0.22.50	2,250.00
3	166/1C	1026	0.06.00	600.00	66	307/2B	1026	0.22.50	2,250.00
4	166/1D	1026	0.08.00	800.00	67	308/1A	1026	0.19.00	1,900.00
5	166/1E	1026	0.08.00	800.00	68	308/1B	1026	0.07.50	750.00
6	166/1F	1026	0.08.00	800.00	69	308/1C	1026	0.12.00	1,200.00
7	166/1G	1026	0.07.00	700.00	70	308/1D	1026	0.17.00	1,700.00
8	166/1H	1026	0.06.50	650.00	71	308/1E	1026	0.19.00	1,900.00
9	166/2A	1026	0.14.00	1,400.00	72	308/2C	1026	0.17.50	1,750.00
10	166/2B	1026	0.10.00	1,000.00	73	308/2J	1026	0.02.00	200.00
11	166/2C	1026	0.10.00	1,000.00	74	308/2K	1026	0.03.00	300.00
12	166/2D	1026	0.14.00	1,400.00	75	308/2L	1026	0.02.50	250.00
13	166/2E	1026	0.10.00	1,000.00	76	308/2M	1026	0.25.00	2,500.00
14	166/2F	1026	0.1000	1,000.00	77	309/5	1026	0.02.00	200.00
15	166/2G	1026	0.04.00	400.00	78	309/6	1026	0.16.00	1,600.00
16	166/2H	1026	0.08.00	800.00	79	309/7	1026	0.22.00	2,200.00
17	166/2I	1026	0.10.00	1,000.00	80	309/8	1026	0.20.50	2,050.00
18	166/2J	1026	0.20.00	2,000.00	81	309/9	1026	0.25.50	2,550.00
19	166/2K	1026	0.10.00	1,000.00	82	312/3B	1026	0.41.50	4,150.00
20	166/3A	1026	0.18.00	1,800.00	83	312/4B	1026	0.19.00	1,900.00
21	174/1	1026	1.50.50	15,050.00	84	317/1B	1026	1.64.00	16,400.00
22	174/2	1026	1.49.00	14,900.00	85	317/2	1026	1.13.50	11,350.00
23	174/3A	1026	0.95.86	9,586.00	86	318/1	1026	1.09.50	10,950.00
24	176/1	1026	1.87.00	18,700.00	87	318/2A	1026	0.04.00	400.00
25	184/1A2	1026	0.30.00	3,000.00	88	318/2B	1026	0.11.00	1,100.00
26	184/3	1026	0.29.00	2,900.00	89	318/2C	1026	0.03.00	300.00
27	185/1B	1026	0.44.50	4,450.00	90	318/2D	1026	0.04.00	400.00
28	185/1C	1026	0.06.50	650.00	91	318/2E	1026	0.02.50	250.00
29	185/1D	1026	0.14.00	1,400.00	92	318/2F	1026	0.51.00	5,100.00
30	185/1E	1026	0.39.50	3,950.00	93	318/2G	1026	0.04.00	400.00
31	186/2	1026	0.75.50	7,550.00	94	318/2H	1026	0.21.00	2,100.00
32	187/1	1026	0.26.00	2,600.00	95	318/2I	1026	0.03.00	300.00
33	187/2	1026	0.17.00	1,700.00	96	318/2J	1026	0.03.00	300.00
34	187/3	1026	0.09.00	900.00	97	318/2K2	1026	0.02.85	285.00
35	188/1A	1026	1.07.50	10,750.00	98	318/2L	1026	0.02.00	200.00
36	188/1B	1026	1.20.00	12,000.00	99	318/2M2	1026	0.01.20	120.00
37	189/1A	1026	0.24.00	2,400.00	100	318/2N	1026	0.60.00	6,000.00
38	189/2A	1026	0.12.50	1,250.00	101	319/1A2	1026	0.18.00	1,800.00
39	190/1	1026	0.78.50	7,850.00	102	319/1B2	1026	0.29.00	2,900.00
40	191/1B	1026	0.26.25	2,625.00	103	319/1C	1026	0.07.00	700.00
41	191/2	1733	0.26.00	2,600.00	104	319/2B2	1026	0.18.50	1,850.00
42	192/1A	1026	0.10.00	1,000.00	105	319/3A	1026	0.06.00	600.00
43	192/1B	1026	0.10.00	1,000.00	106	319/3B	1026	0.02.00	200.00
44	192/1C	1026	0.12.00	1,200.00	107	320/1G1	1026	0.07.00	700.00
45	192/2	1026	0.75.00	7,500.00	108	320/1G2	1026	0.02.50	250.00
46	192/3	1026	0.22.50	2,250.00	109	320/1H1	1026	0.03.50	350.00
47	304/1	1026	0.84.00	8,400.00	110	320/1H2	1026	0.04.50	450.00
48	304/2	1026	0.10.50	1,050.00	111	320/1J	1026	0.14.00	1,400.00
49	305/2B	1026	0.06.50	650.00	112	320/1K	1026	0.05.00	500.00
50	305/2C	1026	0.07.00	700.00	113	320/1L	1026	0.05.00	500.00
51	305/2D	1026	0.05.00	500.00	114	320/1M	1026	0.05.00	500.00
52	305/2E	1026	0.06.00	600.00	115	320/1N	1026	0.06.00	600.00
53	305/2F	1026	0.06.50	650.00	116	320/1'O'	1026	0.09.50	950.00
54	305/2G	1026	0.06.00	600.00	117	320/1P	1026	0.02.00	200.00
55	305/2H	1026	0.06.00	600.00	118	320/2B	1026	0.06.68	668.00
56	305/2I	1026	0.05.00	500.00					
57	305/3A1B	1026	0.20.25	2,025.00					
58	305/3A2	1026	0.57.10	5,710.00					
59	305/3B2	1026	0.07.30	730.00					
60	306/3	1026	0.23.50	2,350.00					
61	306/7	1026	0.63.50	6,350.00					
62	306/8	1026	0.22.00	2,200.00					
63	307/1A	1026	0.58.00	5,800.00					
			Total Extent	**30.53.49**					**3,05,349.00**

HOSPITAL BUILDINGS - BEDDED AREA & NON-BEDDED AREA DETAILS

EXISTING BUILDING	FLOOR NAME	NO. OF BEDS	BEDDED AREA IN SQ.M	NON-BEDDED AREA IN SQ.M
SERVICE AND TEACHING FACILITY BLOCK	BASEMENT	---	---	20,039.18
	GROUND	161	2,900.03	19,296.26
	FIRST	274	3,933.68	12,355.55
	SECOND	280	5,113.88	12,066.17
	THIRD	218	9,186.65	7,993.40
	FOURTH	249	9,186.65	7,993.40
	FIFTH	229	9,186.65	7,993.40
	SIXTH	146	6,807.70	10,372.35
	SEVENTH	---	---	17,180.05
CANTEEN	---	---	---	3538.7700
MORTUARY	---	---	---	1,013.12
LAUNDRY	---	---	---	1,131.07
MEETING HALL	---	---	---	100.00
ATTENDEE DINING	---	---	---	184.64
MED GASES BLOCK	---	---	---	229.97
BOILER ROOM	---	---	---	160.00
CENTRAL STORES	---	---	---	289.44
MEDITATION HALL	---	---	---	412.69
AUDITORIUM	---	---	---	990.24
ADMINISTRATION	---	---	---	7,027.38
WASTE MANAGEMENT	---	---	---	330.00
SUB-TOTAL		**1,557**	**46,315.24**	**1,30,697.08**
PROPOSED BUILDING	**FLOOR NAME**	**NO. OF BEDS**	**BEDDED AREA IN SQ.M**	**NON-BEDDED AREA IN SQ.M**
PAEDIATRIC SPECIALTY BLOCK	GROUND	26	514.96	6,731.06
	FIRST	34	443.62	5,234.84
	SECOND	38	687.22	5,952.98
	THIRD	86	1,110.07	4,372.83
	FOURTH	74	1,069.39	3,604.76
	FIFTH	68	949.61	3,650.05
	SIXTH	24	692.32	3,905.40
	SEVENTH	---	---	2,652.61
SERVICE BLOCK	GROUND	---	---	1,683.26
SUB-TOTAL		**350**	**5,467.19**	**37,787.79**
TOTAL		**1907**	**51,782.43**	**1,68,075.87**

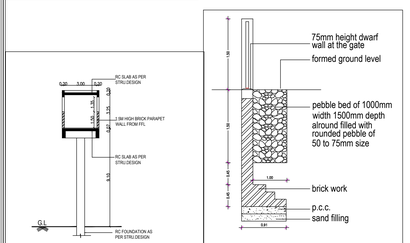

TYPICAL SECTION THROUGH CONNECTING BRIDGE

TYPICAL SECTION OF RAIN WATER HARVESTING

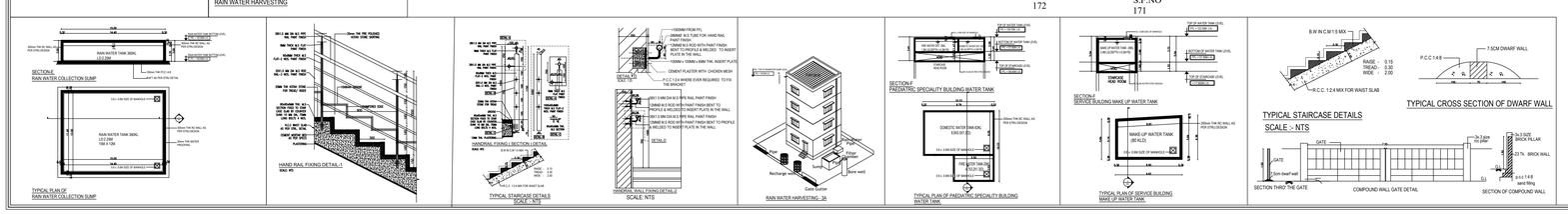

LAND AREA DETAILS

S.NO.	DESCRIPTION	EXTENT IN SQ.M
1	EXISTING APPROVED LAND AREA	**3,05,301.45**

EXISTING APPROVED BUILDING AREA DETAILS

BLK NO.	BLOCK NAME	FLOOR	F.S.I AREA IN Sq.M	NON F.S.I AREA IN Sq.M	BUILT-UP AREA IN Sq.M
1	TEACHING FACILITY BLOCK	BASEMENT	20,039.18	339.92	20,379.10
		GROUND	19,188.46	339.92	19,528.38
		PORTICO	3,007.83	-	3,007.83
		FIRST	16,289.23	360.04	16,649.27
		SECOND	17,180.05	360.04	17,540.09
		THIRD	17,180.05	360.04	17,540.09
		FOURTH	17,180.05	360.04	17,540.09
		FIFTH	17,180.05	360.04	17,540.09
		SIXTH	17,180.05	360.04	17,540.09
		SEVENTH	17,180.05	360.04	17,540.09
2	CANTEEN	GROUND	1,179.59	26.37	1,205.96
		FIRST	1,179.59	26.37	1,205.96
		SECOND	1,179.59	26.37	1,205.96
3	MORTUARY	GROUND	379.28	4.56	383.84
		FIRST	316.92	4.56	321.48
		SECOND	316.92	4.56	321.48
4	LAUNDRY	GROUND	1,131.07	-	1,131.07
5	MEETING HALL	GROUND	100.00	-	100.00
6	ATENDEE DINING	GROUND	184.64	-	184.64
7	MED GAS BLOCK	GROUND	229.97	-	229.97
8	BOILER ROOM	GROUND	160.00	-	160.00
9	CENTRAL STORES	GROUND	289.44	-	289.44
10	MEDITATION HALL	GROUND	412.69	-	412.69
11	AUDITORIUM	GROUND	715.24	-	715.24
		FIRST	275.00	-	275.00
12	ADMINISTRATION	GROUND	1,171.23	34.80	1,206.03
		FIRST	1,171.23	34.80	1,206.03
		SECOND	1,171.23	34.80	1,206.03
		THIRD	1,171.23	34.80	1,206.03
		FOURTH	1,171.23	34.80	1,206.03
		FIFTH	1,171.23	34.80	1,206.03
13	WASTE MANAGEMENT	GROUND	330.00	-	330.00
		SUB TOTAL	**1,77,012.32**	**3,501.71**	**1,80,514.03**

BLK. NO	BLOCK NAME	FLOORS	PER UNIT AREA (In Sq.M) F.S.I	PER UNIT AREA (In Sq.M) NON F.S.I	NO.OF BLK'S	TOTAL BUILT-UP AREA (In Sq.M) F.S.I	TOTAL BUILT-UP AREA (In Sq.M) NON F.S.I	TOTAL BUILT UP AREA
14-37	BLOCK A VILLA	GROUND	173.38	-	24	4,161.12	-	4,161.12
		FIRST	58.38	-		1,401.12	-	1,401.12
38	BLOCK A APARTMENT	STILT	-	1,757.66	1	-	1,757.66	1,757.66
		FIRST	1,464.72	-		1,464.72	-	1,464.72
		SECOND	1,464.72	-		1,464.72	-	1,464.72
		THIRD	1,464.72	-		1,464.72	-	1,464.72
		FOURTH	1,464.72	-		1,464.72	-	1,464.72
39-41	BLOCK B	STILT	-	1,140.99	3	-	3,422.97	3,422.97
		FIRST	1,042.81	-		3,128.43	-	3,128.43
		SECOND	1,042.81	-		3,128.43	-	3,128.43
		THIRD	1,042.81	-		3,128.43	-	3,128.43
		FOURTH	1,042.81	-		3,128.43	-	3,128.43
42-44	BLOCK C	STILT	-	892.64	3	-	2,677.92	2,677.92
		FIRST	797.77	-		2,393.31	-	2,393.31
		SECOND	797.77	-		2,393.31	-	2,393.31
		THIRD	797.77	-		2,393.31	-	2,393.31
		FOURTH	797.77	-		2,393.31	-	2,393.31
45-47	BLOCK D	STILT	-	676.84	3	-	2,030.52	2,030.52
		FIRST	600.73	-		1,802.19	-	1,802.19
		SECOND	600.73	-		1,802.19	-	1,802.19
		THIRD	600.73	-		1,802.19	-	1,802.19
		FOURTH	600.73	-		1,802.19	-	1,802.19
48-51	BLOCK E	STILT	-	501.26	4	-	2,005.04	2,005.04
		FIRST	469.32	-		1,877.28	-	1,877.28
		SECOND	469.32	-		1,877.28	-	1,877.28
		THIRD	469.32	-		1,877.28	-	1,877.28
		FOURTH	469.32	-		1,877.28	-	1,877.28
52	COMMUNITY HALL	GROUND	1,044.30	-	1	1,044.30	-	1,044.30
		FIRST	75.39	-		75.39	-	75.39
53	SCHOOL	GROUND	1,751.75	-	1	1,751.75	-	1,751.75
		FIRST	1,608.13	-		1,608.13	-	1,608.13
		SUB TOTAL				**52,785.53**	**11,894.11**	**64,599.64**
TOTAL EXISTING APPROVED AREA						**2,29,717.85**	**15,395.82**	**2,45,113.67**

NOTE :
IN THE ABOVE-MENTIONED ALREADY APPROVED BUILDINGS, B.NO. 10 - MEDITATION HALL, B.NO. 11 - AUDITORIUM, & B.NO. 12 - ADMINISTRATION BUILDINGS WERE NOT CONSTRUCTED YET. SITE LIES VACANT. B.NO.54 PAEDITRIC SPECIALITY BLOCK & B.NO.55 SERVICE BLOCK PROPOSED IN THAT LOCATIONS. EXISTING APPROVED BUILDINGS B.NO.10, 11, & 12 TO BE CHANGED AND LOCATED IN ANOTHER AREA.

EXISTING APPROVED DETAILS:

PHASE I APPROVAL :

1. Directorate of Town and Country Planning File Roc. No. 4150/2016/Spl Cell on 28.06.2016
2. The Deputy Director, Vellore Zone / The Member Secretary, Vellore Local Planning Authority File Roc. No. 2300/2015/VM3 on 04.07.2016

PHASE II APPROVAL :

1. Directorate of Town and Country Planning File Roc. No. 4150/2016/Spl Cell on 28.06.2016
2. The Deputy Director, Vellore Zone / The Member Secretary, Vellore Local Planning Authority File Roc. No. 1092/2016/VM3 on 31.08.2016

PHASE III APPROVAL:

1. Directorate of Town and Country Planning File Roc. No. 5758/2018/Spl Cell on 25.04.2018
2. The Deputy Director, Vellore Zone / The Member Secretary, Vellore Local Planning Authority File Roc. No. 1229/2018/VM3 on 27.08.2018 dated
3. The Special Officer, Pooduthaku Panchayat / Block Development Officer (Village Panchayat) File No. A6/2382/2018 on 28.05.2019 dated

PHASE IV = PAEDIATRIC AND SERVICE BLOCK APPROVED DETIALS:

1. The General Superintendent, Christian Medical College Vellore, Online application reference no. SWP/BPA/0056769/2023 on 28.11.2023 dated.
2. Directorate of Town and Country Planning, Chennai Online Application No. SWP/BPA/0056769/2023 Technical Clearance issued on 07.05.2024 dated.
3. The Assistant Director, District Town and Country Planning, Ranipet District, Online Application No. SWP/BPA/0056769/2023 Planning Permission issued on 23.05.2024 dated.
4. The Executive Officer / Village Panchayat President of Puttuthakku Village Panchayat, Arcot Block Panchayat, Ranipet District Roc. No. 3/2024 on 19.08.2024 dated

PHASE IV APPROVED BUILDING AREA DETAILS

BLK. NO	BLOCK NAME	FLOOR NAME	F.S.I AREA IN SQ.M	NON F.S.I. AREA	BUILT-UP AREA IN SQ.M
54	PAEDIATRIC SPECIALITY BLOCK PHASE I	GROUND FLOOR	7,338.42	-	7,338.42
		FIRST FLOOR	5,660.93	-	5,660.93
		SECOND FLOOR	5,809.70	-	5,809.70
		CONNECTING BRIDGE	782.89	-	782.89
		THIRD FLOOR	5,461.72	-	5,461.72
		FOURTH FLOOR	4,673.03	-	4,673.03
		FIFTH FLOOR	4,597.72	-	4,597.72
		SIXTH FLOOR	4,597.72	-	4,597.72
		SEVENTH FLOOR	2,444.13	154.41	2,598.54
		TERRACE FLOOR	-	112.83	112.83
		SUB - TOTAL	**41,366.26**	**267.24**	**41,633.50**
55	SERVICE BLOOCK	GROUND FLOOR	2,730.91	-	2,730.91
		FIRST FLOOR	2,563.95	-	2,563.95
		TERRACE FLOOR	-	64.39	64.39
		SUB - TOTAL	**5,294.86**	**64.39**	**5,359.25**
	TOTAL APPROVED AREA		**46,661.12**	**331.63**	**46,992.75**

FLOOR SPACE INDEX (FSI):

PROPOSED FSI DETAILS

$$FSI = \frac{2,29,717.85 + 43,089.92}{3,05,301.45}$$

$$FSI = \frac{2,72,807.77}{3,05,301.45} = 0.894 < 3.25$$

PLOT COVERAGE (PC):

PROPOSED PLOT COVERAGE

$$PC = \frac{45,579.26 + 7,246.02 + 1,683.26}{3,05,301.45}$$

$$PC = \frac{54,508.54}{3,05,301.45} \times 100 = 17.85\ \% < 50\%$$

OSR DETAILS

S.NO.	DESCRIPTION	EXTENT IN SQ.M	EXTENT IN ACRES
1	TOTAL LAND AREA	3,05,301.45	75.44
2	OSR AREA REQUIRED	30,530.15	7.54
3	**OSR AREA PROVIDED**	30,600	**7.56**

EXISTING PARKING DETAILS

CAR PARKING STATEMENT		NO'S
1	PROVIDED EXISTING CAR PARKING FOR BEDDED AREA	1430
2	PROVIDED EXISTING CAR PARKING FOR QUARTERS AREA	372
TWO WHEELER PARKING STATEMENT		
3	PROVIDED TWO WHEELER PARKING	320

PROPOSED PARKING DETAILS:
As per TNCDBR 2019 Annexure IV Part I:

i) For Hospital usage the parking requirement is 1 car space and 1 two wheeler space for every 150sq.m or part thereof and

ii) For Colleges usage the parking requirement is 1 car space for every 100sq.m of class room area or part thereof and 1 two-wheeler space for every 50 Sq.m of class room area or part thereof to be provided.

B.NO. 54 PAEDIATRIC SPECIALTY BLOCK PHASE I - 350 BEDS					
S.NO.	DESCRIPTION	USAGE	BUILT-UP AREA	NO. OF CAR PARKING	NO. OF TWO WHEELER PARKING
1	PAEDIATRIC SPECIALTY BLOCK (G+6 FLOORS)	HOSPITAL	39,079.66	260	355
2	PAEDIATRIC SPECIALTY BLOCK – SEVENTH FLOOR	COLLEGE	2,652.61	27	54
B.NO. 55 SERVICE BLOCK					
3	SERVICE BLOCK (GF ONLY)	SERVICE	1,683.26	33	36
TOTAL NO. OF PARKING REQUIRED				**320**	**445**
TOTAL NO. OF PHYSICALLY CHALLENGED PARKING REQUIRED				**33**	**45**
PROPOSED NO. OF PARKING PROVIDED				350	450
PROPOSED NO. OF PHYSICALLY CHALLENGED PARKING PROVIDED				36	50

PHASE IV - REVISED PROPOSAL

BLK. NO	BLOCK NAME	FLOOR NAME	F.S.I AREA IN SQ.M	NON F.S.I. AREA	BUILT-UP AREA IN SQ.M
54	PAEDIATRIC SPECIALTY BLOCK PHASE I (G+7)	GROUND FLOOR	7,246.02	-	7,246.02
		FIRST FLOOR	5,678.46	-	5,678.46
		SECOND FLOOR & CONNECTING BRIDGE	5,814.87	-	5,814.87
		THIRD FLOOR	825.33	-	825.33
		FOURTH FLOOR	5,482.90	-	5,482.90
		FIFTH FLOOR	4,674.15	-	4,674.15
		SIXTH FLOOR	4,599.66	-	4,599.66
		SEVENTH FLOOR	4,599.66	-	4,599.66
		TERRACE FLOOR	2,485.61	167.00	2,652.61
		SUB - TOTAL	-	158.62	158.62
			41,406.66	**325.62**	**41,732.28**
55	SERVICE BLOCK (GF ONLY)	GROUND FLOOR	1,683.26	-	1,683.26
		TERRACE FLOOR	-	36.19	36.19
		SUB - TOTAL	**1,683.26**	**36.19**	**1,719.45**
TOTAL REVISED AREA (54+55)			**43,089.92**	**361.81**	**43,451.73**

REFERENCE

SITE BOUNDARY	.....
PRO.BUILDING	.....
EXG.ROAD	.....
INTERNAL DRIVEWAY	.....
O.S.R AREA	.....

ALL DIMENSIONS ARE IN METER | SCALE:1:1000

SITE PLAN

GENERAL SUPERINTENDENT
CHRISTIAN MEDICAL COLLEGE
VELLORE - 632 004.

APPLICANT SIGNATURE

R. BENJAMIN
B.Arch.,FIIA.,AIID
Reg.No:CA/88/10033

ARCHITECT SIGNATURE

PRAM KAMEL DHAS .C
M.E. Structural Engineering
Registered Structural Engineer Grade-I (RSE)
Reg.No:TVLR/RSE/Gr-I/2023/02/001

STRUCTURAL ENGINEER SIGNATURE

THE LANDLENS SUITE

Eight ways to know a piece of land before you pay for it.

This report covers one part of the picture. These cover the rest, drawn from the same government records, for any property in Tamil Nadu.

LandLens One
Ask anything about a property and get an answer grounded in live government records, with the sources shown.
/landlens/one

Verify My Land
Every record check run on one property and returned as a single report.
/landlens/verify-my-land

Legal Opinion
An advocate's written opinion on the title, built on the records we pull for it.
/landlens

One Map
Every layer on one map: the parcel, its boundary, zoning, water bodies and what sits around it.
/landlens/one/map

PriceMap
What land actually changed hands for around this plot, taken from the registered deeds.
/landlens/pricemap

Build Scope
What you are allowed to build here: floor space, height, coverage and setbacks.
/landlens/build-scope

Property Tracker
Watch a property and hear about it when something new is registered against it.
/landlens/property-tracker

Deal Room
Run the transaction in one place: documents, stamping, signatures and the parties.
/landlens/deal-room

hello@verified.realestate · +91 9996 12 9996

FREE TOOLS · NO ACCOUNT NEEDED

Twenty-four checks you can run yourself, at no cost.

Records and verification

The registers themselves, read for you.

- Encumbrance Certificate
- Patta and Chitta
- Field Measurement Sketch
- EC Analyzer
- Bank charge check
- Court case search
- Seller background check
- Approval check by survey

Value and duty

What it is worth and what it costs to register.

- Guideline value by street
- Guideline value by survey
- Stamp duty and registration fees
- Capital gains
- Floor space index
- Area unit converter

Zoning and land use

What the plan says can happen on this land.

- Land use zone finder
- CMDA land use check
- Coastal regulation zone
- Master plan check
- Water bodies finder
- Airport height clearance

Registers and directories

Who holds it, and which office keeps the record.

- Find your registering office
- Temple property check
- Waqf property check
- RERA register

Every free tool
/tools

Services we run for you
/services

The LandLens suite
/landlens/one

Verified RealEstate™

Every claim in this document traces back to a government record.

- Legal opinions, due diligence and title verification
- Building plan, layout and sub-division approvals
- Completion and occupancy certificates, regularisation
- Escrow, negotiation and NRI property management
- Land survey, soil testing, architecture and construction

Verified RealEstate
3/350/2 Mettukuppam,
OMR Thoraipakkam,
Chennai 600 097, India
hello@verified.realestate
+91 9996 12 9996

Prepared from the registers named on the page each finding sits on. Where a register could not be read, this document says so in its place rather than leaving the gap to be read as a clean result.