DETAILED DRAWING SHOWING THE PROPOSED CONSTRUCTION OF COMMERCIAL STAR HOTEL BUILDING IN (OLD S.F.NO. 64/1A, 67/1A) WARD - N, BLOCK-06, T.S.No. 54/1, 54/2, 55/1, 55/2, 56, 61/2, AT SURAMANGALAM VILLAGE, SALEM TOWN, SALEM MUNICIPALITY & CORPORATION, SALEM WEST TALUK, S A L E M D I S T R I C T

APPLICANT : Mr. SIVASAKTHI HOSPITALITY PRIVATE LIMITED

ALL DIMENSIONS ARE IN METER

SCALE - 1:200

AREA AS PER DOCUMENT - 1998.50 Sq.m

AREA AS PER PATTA - 1998.50 Sq.m

SCHEDULE OF OPENINGS – WINDOW

	SCHEDULE	DIMENSIONS		FROM FFL		TYPE	REMARKS
		WIDTH (MTS)	HEIGHT (MTS)	LINTEL(MTS)	SILL (MTS)		
1	W1	2.8	2.2	2.4	3.5		GLASS WINDOW
2	W2	2.8	2.9	2.9	VARIES		GLASS WINDOW
3	W3	2.4	2.25	2.4	VARIES		GLASS WINDOW
4	W4	1.5	2.15	2.15			GLASS WINDOW
3	V1	2.4	0.6	VARIES	VARIES		VENTILATOR
4	V2	1.2	0.6	VARIES	VARIES		VENTILATOR
5	SG1	4.5	2.4	–	–		STRUCTURAL GLAZING

For Sivasakthi Hospitality Private Limited
R. VETRIVEL
Managing Director
(DIN-01876584)

APPLICANT

T.V. PRASAD
S.M.ARCH.S.(MIT, USA)
Registered Architect Council of Architecture
RED No. CA/91/14009

REGISTERED ARCHITECT

S. NAGESH, B.E. (CIVIL), M.I.E., F.I.E.
STRUCTURAL ENGINEER GRADE I (SE)
DTCP REG No. CGLDIST/SE/GR-1/2019/03.004 (MLW)
New No. 15, 3rd Cross Street,
Kanagam Gardens, Adyar, Chennai - 600 020.
Email : nagesh_somadev@gmail.com
Mobile : 98402 31666

REGISTERED STRUCTURAL ENGINEER

Er. K. PRAKASH M.E., MIGS.,
Geotechnical Consultant
Reg. No : LPA/GTE/19/05/003
prakash.civil57@gmail.com Ph-9894713236

REGISTERED GEO TECHNICAL ENGINEER

R. SOMASUNDARAM B.Tech
Registered Construction Engineer
DTCP Reg No:CGLDIST/RCE/2023/07/010
No.10/2, Dharamaraja Street,
Kalaivanar Nagar, Padi, Channai - 50
Mob : 9283665567

REGISTERED CONSTRUCTION ENGINEER

Er.M.V.Murali B.E.Hosur, Mobile:9952424660
Krishnagiri Dist. Taluk & Country Planning Office, Hosur
KGTCP-Preferential Registration

Regd. Engineer Grade-II	(RE-II)	33/2024	22.05.2029
Regd. Str. Engineeer Grade-III (SE-III)	29/2022	23.03.2027
Regd. Construction Engineer (CE)	19/2019	24.04.2029
Regd. Quality Auditor	(QA)	09/2021	17.04.2026
Town Planner	(RCT)	10/2024	27.05.2029

QUALITY AUDITOR

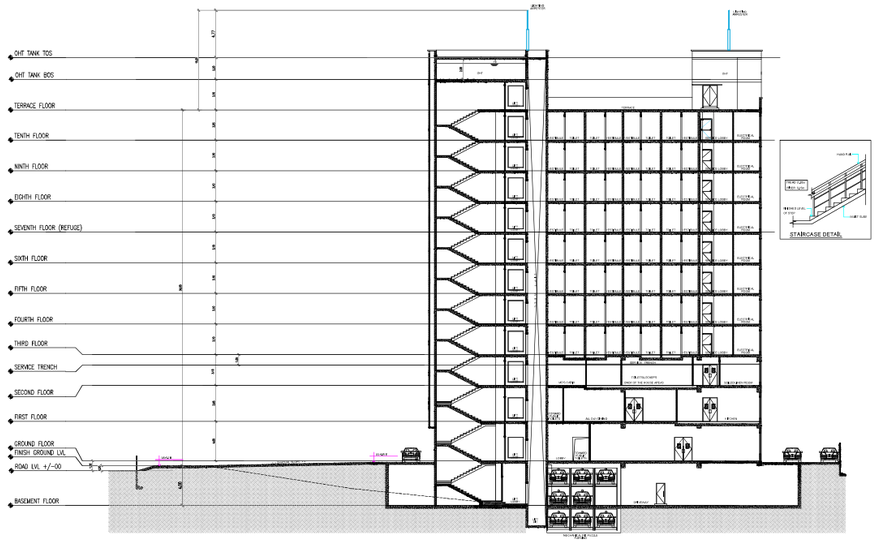

SECTION - XX

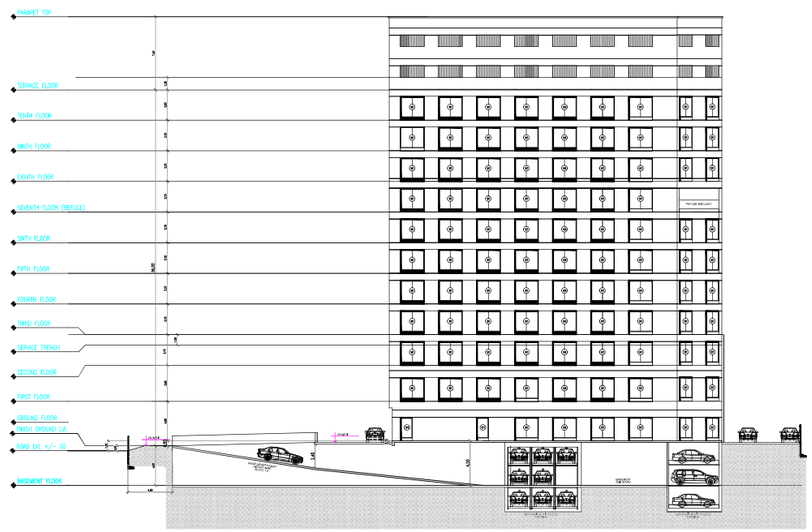

RAMP SECTION

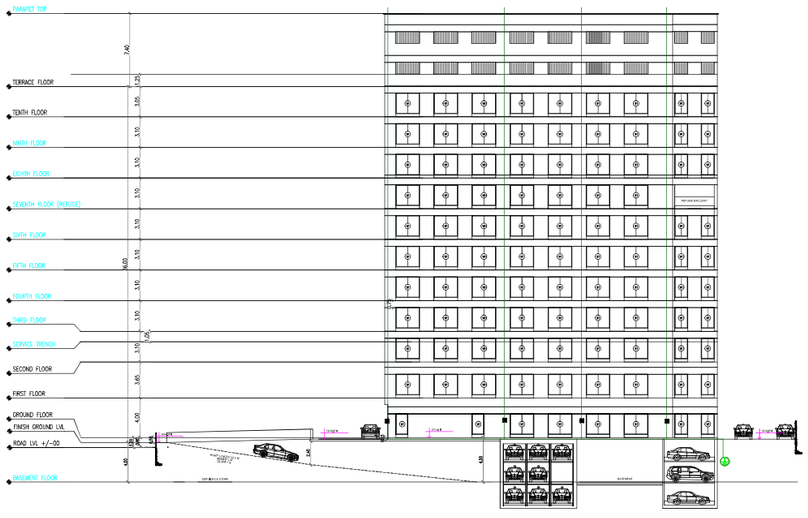

SOUTH ELEVATION

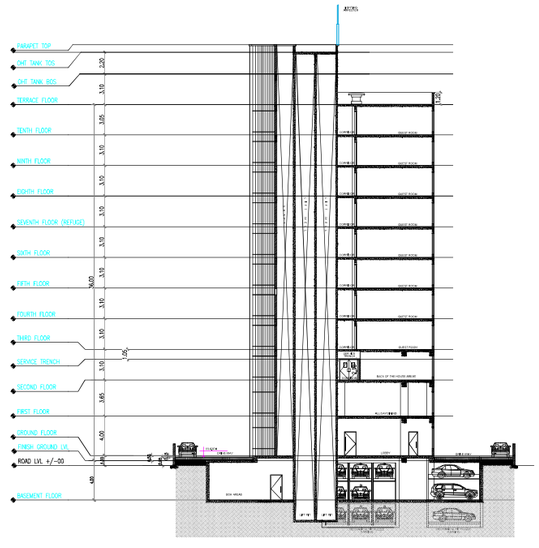

SECTION - YY

SECTION

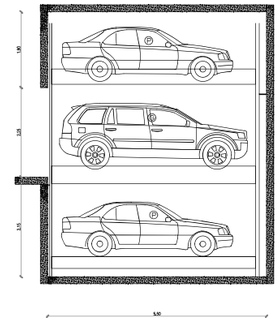

PIT - PUZZLE PARKING
NOT TO SCALE

ELEVATION

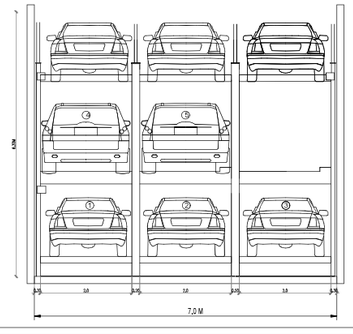

TWO WHEELER PARKING REQUIREMENTS AS PER DTCP				
PUBLIC AREAS				
RULE: @ 1 TWO WHEELER PARKING FOR EVERY	25	SQ M. OF FLOOR AREA		
RESTAURANT AND DINING AREA				254.25
BAR AREA				201.90
TOTAL AREA				456.15
SUB TOTAL OF TWO WHEELER PARKING REQUIRED				18.25
NON GUEST ROOM AREA				1182.90
75% AREA				887.17
RULE: @ 1 TWO WHEELER FOR E	50	SQ M. OF FLOOR AREA		
			PARKING REQUIRED	18
			H PARKING	4
			ARKING REQUIRED	40
			ING	
			NG	11
			ING	34
			ARKING ACHIEVED	45

CAR PARKING REQUIREMENTS AS PER DTCP				
GUEST ROOMS				
RULE: @ 1 CAR PARK FOR EVERY	4	GUEST ROOMS		
TOTAL NO. OF GUEST ROOMS				96
SUB TOTAL OF CAR PARKS REQUIRED				24.00
PUBLIC AREAS				
RULE: @ 1 CAR PARK FOR EVERY	50	SQ M. OF FLOOR AREA		
RESTURANT AREA			254.25	
BAR AREA			201.90	
TOTAL AREA			456.15	
SUB TOTAL OF CAR PARKS REQUIRED			9.12	
NON GUEST ROOM AREA			1182.90	
75% AREA			887.17	
RULE: @ 1 CAR PARK FOR EVERY	100	SQ M. OF FLOOR AREA		
SUB TOTAL OF CAR PARKS REQUIRED				9
10% VISITOR PARKING & 10% PH PARKING				3.30
TOTAL NO. OF CAR PARKS REQUIRED				43
ACHIEVED CAR PARKING				
SURFACE PARKING (GROUND FLOOR)				15
BASEMENT (STACK PARKING)				33
TOTAL NO. OF CAR PARKS ACHIEVED				48

S.No	Parking Area Description	Required	Provided
1	TWO WHEELER PARKING	40	41+4(PH Parking)
2	CAR PARKING	43	44+4(PH Parking)

STATEMENT FOR GROUND COVERAGE, FAR & SET BACK

Road Width		20	M	
Site Area		1998.50	Sq. M	21511.85 SFT
Maximum Permissible Ground Coverage		50		
Proposed Ground Coverage		28.00		
559.59 / 1998.50 =				
Maximum Permissible FSI		3.25		
FSI Proposed		3.204694		
6404.58 / 1998.50 =				

Details	Required		Proposed	
Front Setback	8 (Min)	M	8	M
Rear Setback	8 (Min)	M	8	M
Left Sides Setback	8 (Min)	M	8	M
Right sides Setback	8 (Min)	M	8	M

MV - MECHANICAL VENTILATION

SCHEDULE OF OPENINGS – STEEL

	SCHEDULE	DIMENSIONS		FROM FFL		TYPE	REMARKS
		WIDTH	HEIGHT	LINTEL	SILL		
1	SD1	1.8	2.4	2.4	–	DOUBLE	STEEL DOOR
2	SD2	1.0	2.4	2.4	–	SINGLE	STEEL DOOR

SCHEDULE OF OPENINGS – FIRE DOOR

1	FD1	1.5	2.4	2.4	–	DOUBLE	FIRE DOOR
2	FD2	1.2	2.4	2.4	–	SINGLE	FIRE DOOR
3	FD3	1.0	2.4	2.4	–	SINGLE	FIRE DOOR

SCHEDULE OF OPENINGS – WOODEN

1	WD1	1.0	2.4	2.4	–	SINGLE	WOODEN DOOR
2	WD2	0.9	2.4	2.4	–	SLIDING	WOODEN DOOR
3	WD3	0.75	2.4	2.4	–	SINGLE	WOODEN DOOR
4	WD4	1.0	2.150	2.150	–	SINGLE	WOODEN DOOR
5	WD5	0.75	2.15	2.15	–	SINGLE	WOODEN DOOR
5	GD1	2.5	2.4	2.4	–	REVOLVE	GLASS DOOR
6	GD2	1.2	2.4	2.4	–	SINGLE	GLASS DOOR
6	SD	1.2	2.4	2.4	–	SLIDING	WOODEN DOOR

SITE PLAN AND DETAILED DRAWING SHOWING THE PROPOSED CONSTRUCTION OF COMMERCIAL STAR HOTEL BUILDING IN (OLD S.F.NO. 64/1A, - 67/1A) WARD - N, BLOCK-06, T.S.No. 54/1, 54/2, 55/1, 55/2, 56, 61/2, AT SURAMANGALAM VILLAGE, SALEM TOWN, SALEM MUNICIPALITY & CORPORATION, SALEM WEST TALUK, SALEM DISTRICT

APPLICANT : Mr. SIVASAKTHI HOSPITALITY PRIVATE LIMITED

ALL DIMENSIONS ARE IN METER

SCALE - 1:200

AREA AS PER DOCUMENT - 1998.50 Sq.m

AREA AS PER PATTA - 1998.50 Sq.m

AREA STATEMENT :

AREA OF THE SITE - SQ.MT

S.NO	DESCRIPTION	AS PER DOCUMENT	AS PER PATTA
1	T.SNO:54/1	7.0	7.0
2	T.SNO:54/2	7.0	7.0
3	T.SNO:55/1	1685.30	1685.30
4	T.SNO:55/2	255.0	255.0
5	T.SNO:56	38.0	38.0
6	T.SNO:61/2	6.2	6.2
	TOTAL AREA	1998.50	1998.50

FLOOR WISE AREA STATEMENT

COMMERCIAL

	DESCRIPTION	FSI AREA	DEDUCTION	NON FSI AREA	BUILT UP AREA	USAGE
1	BASEMENT FLOOR	413.70	——	815.84	1229.54	PARKING
2	GROUND FLOOR	559.59	7.05	0	559.59	HOTEL
3	FIRST FLOOR	548.07	7.05	0	548.07	HOTEL
4	SECOND FLOOR	548.07	7.05	0	548.07	HOTEL
5	THIRD FLOOR (TYP 1)	541.27	11.85	0	541.27	HOTEL
6	FOURTH FLOOR (TYP 2)	541.27	11.85	0	541.27	HOTEL
7	FIFTH FLOOR (TYP 3)	541.27	11.85	0	541.27	HOTEL
8	SIXTH FLOOR (TYP 4)	541.27	11.85	0	541.27	HOTEL
9	SEVENTH FLOOR(TYP 5)	541.27	11.85	0	541.27	HOTEL
10	EIGHTH FLOOR(TYP 6)	541.27	11.85	0	541.27	HOTEL
11	NINTH FLOOR(TYP 7)	541.27	11.85	0	541.27	HOTEL
12	TENTH FLOOR(TYP 8)	541.27	11.85	0	541.27	HOTEL
13	TERRACE FLOOR	14.80	7.05	79.0	93.80	HEAD ROOM&LIFT
	TOTAL	6410.39	123.0	894.84	7305.03	

$$FSI = \frac{6410.39}{1998.50} = 3.20 < 3.25$$

HEIGHT OF THE BUILDING - 36.00 M

MV - MECHANICAL VENTILATION

For Sivasakthi Hospitality Private Limited
R. VETRIVEL
Managing Director
(DIN-01878584)

APPLICANT

T.V. PRASAD
S.M.ARCH.S.(MIT, USA)
Registered Architect Council of Architecture
RED No. CA/91/14009

REGISTERED ARCHITECT

S. NAGESH, B.E. (CIVIL), M.I.E., F.I.E.
STRUCTURAL ENGINEER GRADE I (SE)
DTCP REG No. CG/2007/SE-I/2019/0104 (SLN)
New No. 15, 3rd Cross Street,
Karpagam Gardens, Adyar, Chennai - 600 020.
Email : nagesh.somadev@gmail.com
Mobile : 98402 31666

REGISTERED STRUCTURAL ENGINEER

Er. K. PRAKASH M.E., MIGS.,
Geotechnical Consultant
Reg. No : LPA/GTE/19/05/003
prakash.civil57@gmail.com Ph-9894713238

REGISTERED GEO TECHNICAL ENGINEER

R. SOMASUNDARAM B.Tech
Registered Construction Engineer
DTCP Reg No:CG/DIST/RCE/2023/07/010
No.10/2, Dharamaraja Street,
Kalaivanar Nagar, Padi, Chennai - 50
Mob : 9283665567

REGISTERED CONSTRUCTION ENGINEER

QUALITY AUDITOR

SCHEDULE OF OPENINGS – WINDOW							
	SCHEDULE	DIMENSIONS		FROM FFL		TYPE	REMARKS
		WIDTH (MTS)	HEIGHT (MTS)	LINTEL(MTS)	SILL (MTS)		
1	W1	2.8	2.2	2.4	3.5		GLASS WINDOW
2	W2	2.8	2.9	2.9	VARIES		GLASS WINDOW
3	W3	2.4	2.25	2.4	VARIES		GLASS WINDOW
4	W4	1.5	2.15	2.15			GLASS WINDOW
3	V1	2.4	0.6	VARIES	VARIES		VENTILATOR
4	V2	1.2	0.6	VARIES	VARIES		VENTILATOR
5	SG1	4.5	2.4	–	–		STRUCTURAL GLAZING

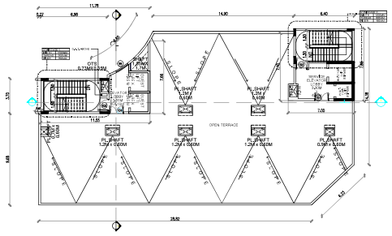

TERRACE FLOOR PLAN

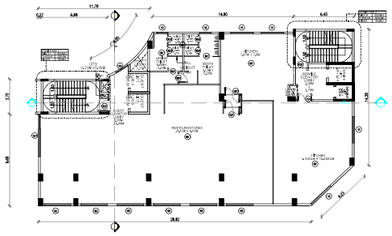

FIRST FLOOR PLAN (RESTAURANT & KITCHEN)

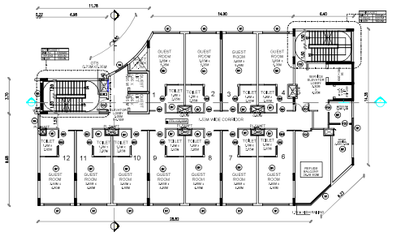

SEVENTH FLOOR (GUEST ROOM)

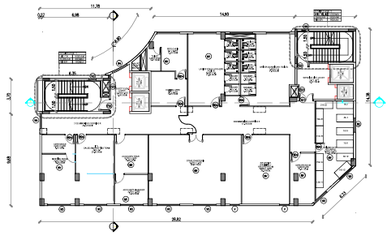

SECOND FLOOR

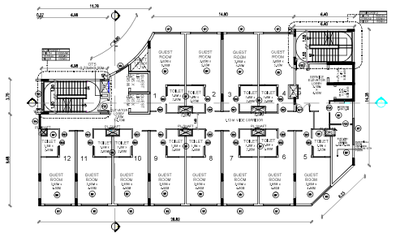

TYPICAL FLOOR-3,4,5,6,8,9.10

SITE PLAN

Color Index	
Site Boundary	
Existing Road	
Proposed Building	
Drive Way	



BASEMENT PLAN [PARKING]

GROUND FLOOR PLAN

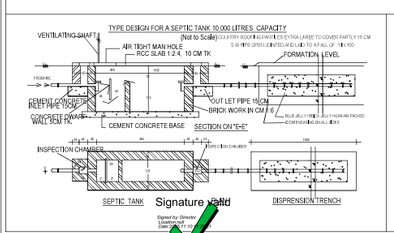

Signature Valid

Signed by: Director
Date: 2025.04.16 18:35:05

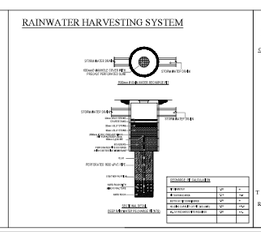





Signature Not Verified

Signed by: Assistant Director
Location: Salem
Date: 2025.04.16 18:35:05

