PP APPROVAL RECORD

Planning Permission

Survey 346/1A

Perumalpatti, Sankarankovil taluk

Tenkasi district, Tamil Nadu

APPROVAL TYPE
Building Plan

ISSUING AUTHORITY
DTCP

The approval as the planning authority issued it, reproduced in full behind this page.

An approval speaks to what was sanctioned, not to what was built. Completion is a separate record.

BLOCK 1 - PROPOSED COTTON & GAUZE PACKING HALL

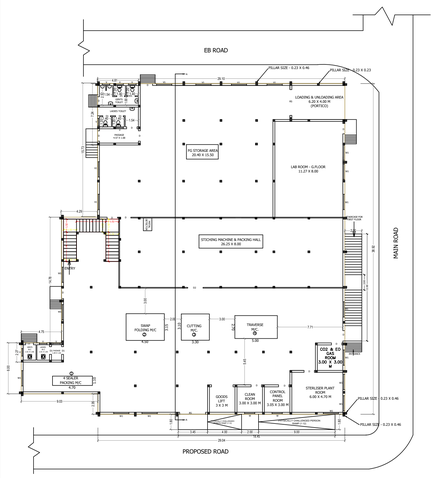

GROUND FLOOR - PLAN

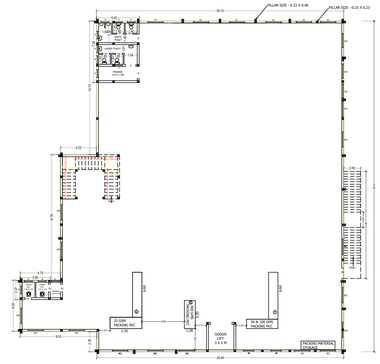

FIRST FLOOR - PLAN

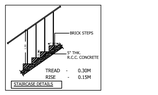

NOTE:
MECHANICAL VENTILATION TO BE PROVIDED
AIR CONDITIONER TO BE PROVIDED



MACHINERY DETAILS				
S.NO	MACHINERY DETAILS	NO.OF MACHINE	H.P EACH	TOTAL H.P
1	AUTOCOER PACKING MACHINE	1	2.00	2.00
2	GRAM FOLDING RCC	1	5.00	5.00
3	CUTTING RCC	1	3.00	3.00
4	TRAVERSE RCC	1	7.50	7.50
5	DOOR PACKING RCC	1	2.00	2.00
6	WINDOW PACKING RCC	1	1.00	1.00
7	5IN-1DR-1DPI PACKING RCC	1	2.00	2.00
	TOTAL	110		25.50

REFERENCE TO JOINERY	
R.S- ROLLING SHUTTER	3.0X02.10M
D- DOOR	1.0X2.10M
DD- DOOR (TOILET)	0.9X2.10M
SD - DOOR	1.80X2.10M
W- WINDOW	1.22X1.50M
WV- WINDOW	1.80X1.50M
V- VENTILATOR	0.60X0.60M
VD- VENTILATOR	1.80X0.60M
O- OPENING	1.80X2.10M

AREA DETAILS:-	
PROPOSED AREA OF GROUND FLOOR	1,248.56 Sq.M (OR) 13,439.00 SQ.FT
PROPOSED AREA OF FIRST FLOOR	1248.56 Sq.M (OR) 13,439.00 SQ.FT

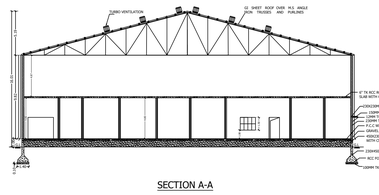

SECTION A-A

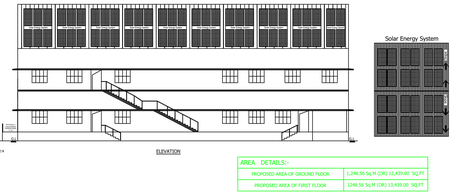

BLOCK 2 - SECUIRTY ROOM

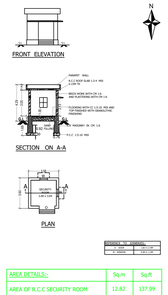

AREA DETAILS:-	Sq.m	Sq.ft
AREA OF R.C.C SECURITY ROOM	12.82	137.99

NOTE:
MECHANICAL VENTILATION TO BE PROVIDED
AIR CONDITIONER TO BE PROVIDED

BLOCK 3 - POWER HOUSE ELE. INCHARGE CABIN & ELECTRICAL STORE

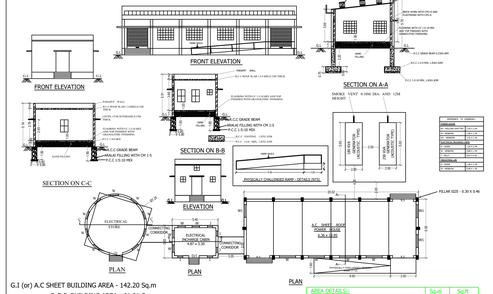

G.I (or) A.C SHEET BUILDING AREA - 142.20 Sq.m
R.C.C. BUILDING AREA - 61.91 Sq.m
TOTAL AREA - 204.11 Sq.m

AREA DETAILS:-	Sq.m	Sq.ft
POWER HOUSE, ELE. INCHARGE CABIN & STORE	204.11	2197.04
CONNECTING CORRIDOR AREA	12.55	135.09

NOTE:
MECHANICAL VENTILATION TO BE PROVIDED
AIR CONDITIONER TO BE PROVIDED

BLOCK 4 - VCB ROOM

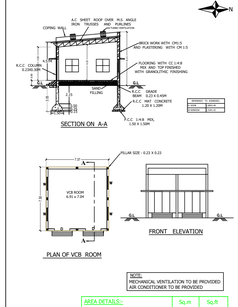

AREA DETAILS:-	Sq.m	Sq.ft
AREA OF A.C.SHEET (OR) G.I. ROOF OF VCB ROOM	55.28	595.03

NOTE:
MECHANICAL VENTILATION TO BE PROVIDED
AIR CONDITIONER TO BE PROVIDED

BLOCK 5 - WEIGH BRIDGE ROOM

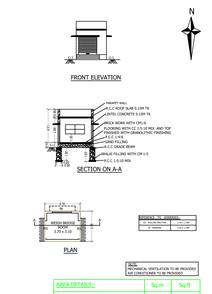

AREA DETAILS:-	Sq.m	Sq.ft
R.C.C ROOF OF WEIGH BRIDGE ROOM AREA	14.81	159.41

NOTE:
MECHANICAL VENTILATION TO BE PROVIDED
AIR CONDITIONER TO BE PROVIDED

BLOCK 6 - WASTE MATERIAL STORAGE ROOM

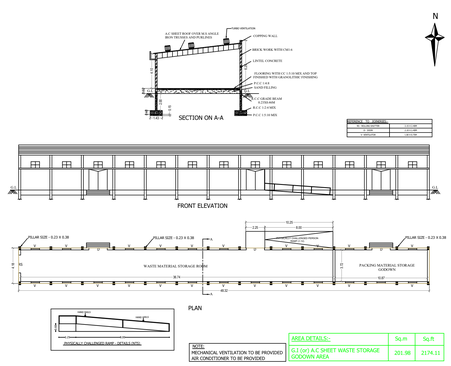

AREA DETAILS:-	Sq.m	Sq.ft
G.I (or) A.C SHEET WASTE STORAGE GODOWN AREA	201.98	2174.11

NOTE:
MECHANICAL VENTILATION TO BE PROVIDED
AIR CONDITIONER TO BE PROVIDED

BLOCK 8 - LABORATORY & CHEMICAL SHED

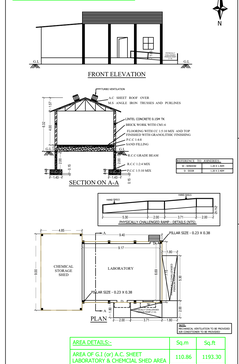

AREA DETAILS:-	Sq.m	Sq.ft
AREA OF G.I (or) A.C SHEET LABORATORY & CHEMICAL SHED AREA	110.86	1193.30

NOTE:
MECHANICAL VENTILATION TO BE PROVIDED
AIR CONDITIONER TO BE PROVIDED

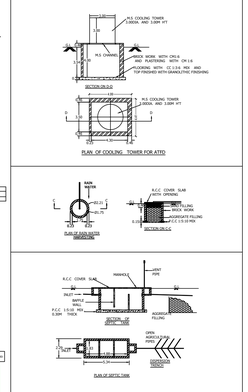

BLOCK 9 - RO PLANT & 5 TON BOILER

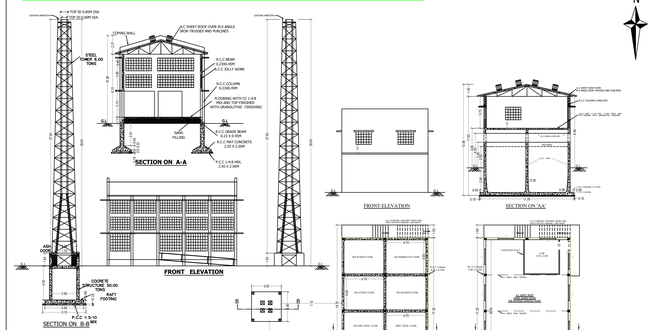

SCALE:— 1:100

REFERENCE TO JOINERIES :-	
D- DOOR	1.52 X 2.44 M
CD - OPEN	1.80 X 2.44 M
J - JOLLY	1.83 X 1.52 M
JJ - JOLLY	1.83 X 1.52 M

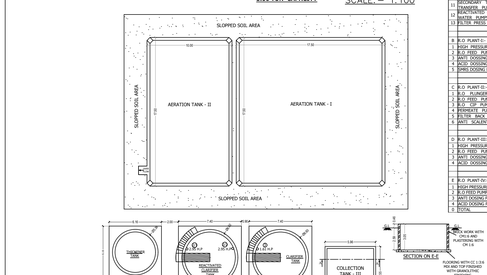

HYDRAULIC FLOW DIAGRAM FOR EFFLUENT TREATMENT PLANT AND R.O PLANT

AREA DETAILS:-	Sq.m	Sq.ft
AREA OF R.C.C ROOF R.O TANK & 5 TON BOILER SHED AREA	319.20 Sq.M (OR) 3435.87 SQ.FT	
AREA OF A.C SHEET ROOF PANEL BOARD ROOM FOR R.O PLANT (F.F)	175.00 Sq.M (OR) 1884.67 SQ.FT	
CHIMNEY BASE AREA	12.25 Sq.M (OR) 131.86 SQ.FT	

G.I (or) A.C SHEET BUILDING AREA (G.F) - 144.11 Sq.m
R.C.C. BUILDING AREA (G.F) - 175.09 Sq.m
TOTAL AREA - 319.20 Sq.m
G.I (or) A.C SHEET BUILDING AREA (F.F) - 175.09 Sq.m

NOTE:
MECHANICAL VENTILATION TO BE PROVIDED
AIR CONDITIONER TO BE PROVIDED

BLOCK 10 - CRECHE HALL

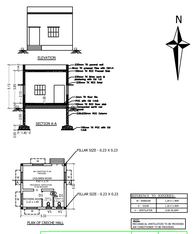

AREA DETAILS:-	Sq.m	Sq.ft
1. AREA OF R.C.C CRECHE HALL	28.41	305.81

NOTE:
MECHANICAL VENTILATION TO BE PROVIDED
AIR CONDITIONER TO BE PROVIDED

BLOCK 11 - AMBULANCE ROOM

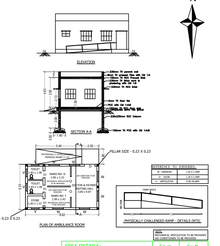

AREA DETAILS:-	Sq.m	Sq.ft
2. AREA OF R.C.C AMBULANCE ROOM	45.95	494.61

NOTE:
MECHANICAL VENTILATION TO BE PROVIDED
AIR CONDITIONER TO BE PROVIDED

BLOCK 12 - GENTS TOILET

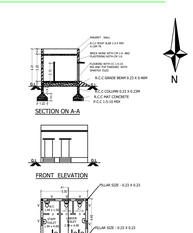

AREA DETAILS:-	Sq.m	Sq.ft
3. AREA OF R.C.C GENTS TOILET	24.53	264.04

BLOCK 13 - LADIES TOILET

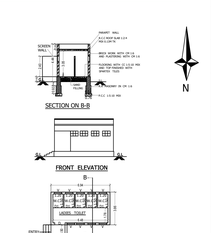

AREA DETAILS:-	Sq.m	Sq.ft
3. AREA OF R.C.C LADIES TOILET	26.79	288.37

BLOCK 7 - 'A' UNIT CARDING HALL

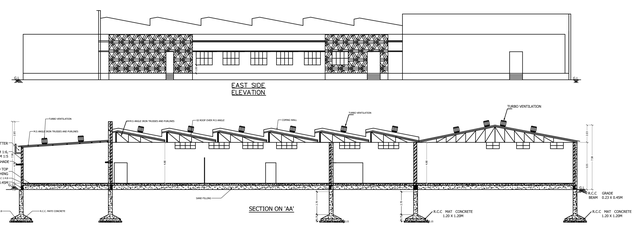

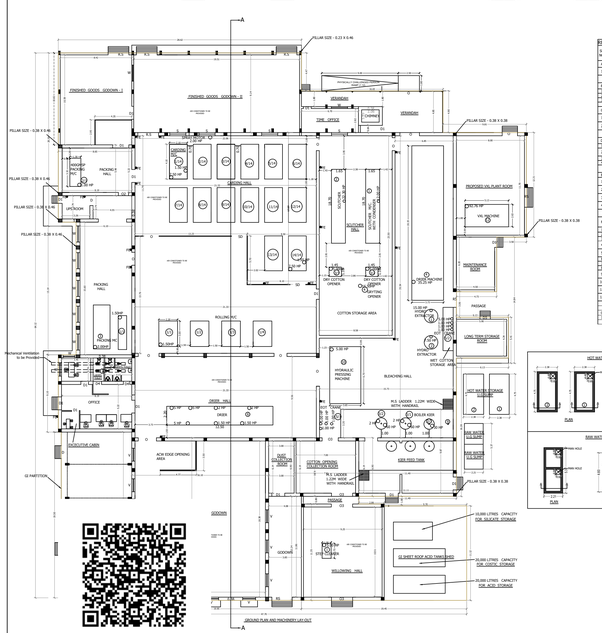

REVISED MACHINERY LAY-OUT DETAILS:-				
SL NO	NAME OF MACHINE	NO.OF MACHINE	H.P EACH	TOTAL H.P
1	BALLOWING HALL:-			
a	STEP CLEANER MACHINE	1	5.00	5.00
	TOTAL	1 NOS.		5.00 HP
2	BLENDING HALL:-			
a	PACKING MACHINE	1	1.50	1.50
b	PACKING MACHINE	1	1.50	1.50
c	PACKING MACHINE	1	1.50	1.50
	TOTAL	3 NOS.		4.50
3	CARDING HALL:-			
a	1 & 2 CARD M/C	10	9.00	90.00
b	3 CARD M/C	4	9.00	36.00
	TOTAL	14 NOS.		126.00
4	DOTTING HALL:-			
a	DOTTING BLOWING M/C	4	1.50	6.00
b	DOTTING M/C	1	3.00	3.00
c	DOTTING M/C	1	2.00	2.00
d	DOTTING M/C	1	2.00	2.00
	TOTAL	7 M/C		13.00
5	DOTCHER HALL:-			
a	DOTCHER M/C WITH CONDENSER	1	12.00	12.00
b	DOTCHER M/C	1	22.00	22.00
c	MH COTTON OPENER	2	5.00	10.00
d	SHIFTING OPENER	3	16.50	16.50
	TOTAL	7 M/C.		60.50
6	BLENDING AND DRYER HALL:-			
a	RIVING EXTRACTOR	1	15.00	15.00
b	RIVING M/C	1	10.00	10.00
c	DRIER - 3M/C	3	60.00	180.00
d	DRIER WITH WET COTTON OPENER	1	35.25	35.25
e	DRY CHAMBER	3	2.00+1.00+1.00=4.00	12.00
f	WORK M/C	1	10.00	10.00
g	WASTE OPENER	1	15.00	15.00
h	DUST COLLECTOR	1	5.00	5.00
i	SUCKAMAT FAN	3	3.00	3.00
j	HYDRAULIC PRESSING MACHINE	1	5.00	5.00
k	HYDROEXTRACTOR	3	20.00	20.00
l	VIL MACHINE	1	10.76	10.76
	TOTAL	24 NOS.		350.01
7	BOILER AND 5 TON CAPACITY :-			
a	BOILER WITH ASH FEED PUMP	1	7.5+3.5+2+1=14	14.00 HP

REFERENCE TO JOINERIES :-	
R.S- ROLLING SHUTTER	3.0X02.10M
D- DOOR	1.80X2.10M
DD- DOOR (TOILET)	0.9X2.10M
SD - DOOR	1.80X2.10M
W- WINDOW	1.22X1.50M
WV- WINDOW	1.80X1.50M
V- VENTILATOR	0.60X0.60M
VD- VENTILATOR	1.80X0.60M
O- OPENING	1.80X2.10M

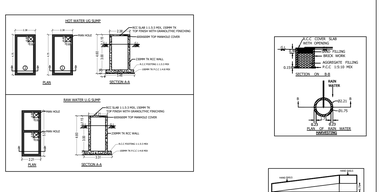

NOTE:
MECHANICAL VENTILATION TO BE PROVIDED
AIR CONDITIONER TO BE PROVIDED

AREA DETAILS:-	Sq.m	Sq.ft
AREA OF FACTORY MAIN BUILDING 'A' UNIT	3049.36	32823.03

G.I (or) A.C SHEET BUILDING AREA - 2731.43 Sq.m
R.C.C. BUILDING AREA - 317.93 Sq.m
TOTAL AREA - 3049.36 Sq.m

MACHINERY LAY-OUT DETAILS:-			
SL NO	NAME OF MACHINE	NO.OF MACHINE	H.P EACH
A	EFFLUENT TREATMENT PLANT:-		
1	SOL BLOWER	2	20.00
2	REACTIVATED CLARIFIER	2	2.05
3	SLUDGE PUMP	2	2.05
4	CLARIFIER PUMP	2	4.96
5	RAW EFFLUENT TRANSFER PUMP	2	2.05
6	FLASH MIXER	2	1.61
7	FLOC AGITATOR	2	1.61
8	POLY ELECTROLYTE AGITATOR	1	1.61
9	POLY ELECTROLYTE AGITATOR	1	1.47
10	M.G. TRANSFER PUMP	1	2.00
11	SECONDARY TREATED WATER TRANSFER PUMP	2	4.96
12	TERTIARY TREATED CLARIFIER TREATED WATER PUMPS	2	4.96
13	FILTER PRESS FEED PUMP	1	4.96
	TOTAL	23 NOS.	
B	R.O. PLANT I:-		
1	HIGH PRESSURE PUMP	1	24.78
2	R.O FEED PUMPS	2	7.37
3	ANTI SCALENT DOSSING PUMP	1	0.07
4	ACID DOSSING PUMP	1	0.07
5	SMBS DOSSING PUMP	1	0.07
	TOTAL	6 NOS.	
C	R.O. PLANT II:-		
1	R.O. PLUNGER PUMP	1	14.74
2	R.O FEED PUMPS	2	4.96
3	RO - CIP PUMP	1	10.05
4	FLUSHING PUMPS	1	10.05
5	FILTER BACK WASH PUMP	1	7.37
6	ANTI SCALENT DOSSING PUMP	1	0.07
	TOTAL	7 NOS.	
D	R.O. PLANT III:-		
1	HIGH PRESSURE PUMP	1	20.00
2	R.O FEED PUMPS	2	4.96
3	ANTI SCALENT DOSSING PUMP	1	0.07
4	ACID DOSSING PUMP	1	0.07
	TOTAL	5 NOS.	
E	R.O. PLANT IV:-		
1	HIGH PRESSURE PUMP	1	20.00
2	R.O FEED PUMP	2	4.96
3	ANTI SCALENT DOSSING PUMP	1	0.07
4	ACID DOSSING PUMP	1	0.07
5	TOTAL	5 NOS.	

REFERENCE TO JOINERIES :-	
D- DOOR	1.52 X 2.44 M
CD - OPEN	1.80 X 2.44 M
J - JOLLY	1.83 X 1.52 M
JJ - JOLLY	1.83 X 1.52 M

SCALE = 1:100	SHEET NO. 2

M/S .THE RAMARAJU SURGICAL COTTON MILLS LIMITED, SUDARSANAM SPINNING MILLS, SUDARSANAM SPINNING MILLS-'B' UNIT,

PLAN SHOWING PROPOSED COTTON, GAUZE PRODUCTION AND PACKING HALL BUILDING, EXISTING SECURITY ROOM, POWER HOUSE, ELECTRICAL INCHARGE CABIN & LAB, VCB ROOM, WEIGH BRIDGE ROOM, WASTE MATERIAL STORAGE ROOM, 'A UNIT' CARDING HALL, LABORATORY & CHEMICAL SHED, 5 TON BOILER & RO PLANT, CRECHE HALL, AMBULANCE ROOM, GENTS TOILET, LADIES TOILET.
DOOR NO:OLD NOS.2/80, 2/80A, 2/80A1, 2/80A2 AND 2/80A3, NEW NOS. 2/318, 2/319, 2/320, 2/321 AND 2/322 SURVEY NO: 346/1A, 347/2, 347/3, 347/4A2, 347/4A4, 347/4B, 347/5, 347/6, 347/7, 347/8, 348/1A, 348/1B, 348/1C, 348/1E, 348/1F, 349/1B, 350/2A, 350/3A, 346/2(part), 347/10, 347/9A, 342/3A(part), 342/3B(part), 347/4A1(part), 347/1(part), 348/1D(part), 349/1A(part) AT PERUMALPATTI VILLAGE AND PANCHAYAT, SANKARANKOVIL TALUK, TENKASI DISTRICT.

BLOCK - 1	PROPOSED COTTON & GAUZE PACKING HALL
BLOCK - 2	SECURITY ROOM
BLOCK - 3	POWER HOUSE, ELE. INCHARGE CABIN & STORE
BLOCK - 4	VCB ROOM
BLOCK - 5	WEIGH BRIDGE ROOM
BLOCK - 6	WASTE MATERIAL STORAGE ROOM
BLOCK - 7	'A' UNIT - CARDING HALL
BLOCK - 8	LABORATORY & CHEMICAL SHED
BLOCK - 9	5 TON BOILER & RO PLANT
BLOCK - 10	CRECHE HALL
BLOCK - 11	AMBULANCE ROOM
BLOCK - 12	GENTS TOILET
BLOCK - 13	LADIES TOILET

For The Ramaraju Surgical Cotton Mills Ltd.,
Authorised Signatory
APPLICANT

Er.N.RAMESH, B.E.,M.E.,MIE.,
REGISTERED ENGINEER GRADE - I
SK PLANNERS & ASSOCIATES (R3/2021)
MADURAI DISTRICT TOWN & COUNTRY PLANNING
No.14/12 Lajapathiroy Road
(Opp.Madurai Corporation West Entry Gate Road)
Chinna Chokkikulam, Madurai - 625002
Email: skplannersmdu@gmail.com
Off: 0452-3501275, 9344589161, 6385578969
9597599299,7598986969
ENGINEER

Er.S.SURENDAR, B.E., M.E., (Structures)
62, Alagampatti, Balakrishnapuram,
Dindigul - 624 005.
Mob : 63796 82087
REGISTERED STRUCTURAL ENGINEER
DINDIGUL LPA REG. No : SE 01 / 2023 (Gr-I)
ENGINEER

Er.K.GANAPATHI B.E.M.E.F.I.E.F.I.V.D.Lit.(USA)
REGISTERED Construction Engineer / Chartered Engineer
(CMDA Regn No: CE15/35224 Dt. 06.05.2019)
GEOMATICS CONSULTANCYY, (Regn No: 33024223348ZE)
No.22, Thomas Street, Nirilmedu, Madurai - 625002.
Ph: 7558031360, 0452-2960566
Email: geomaticsconsultancy@gmail.com
ENGINEER

BLOCK 14 - FIRE PUMP ROOM

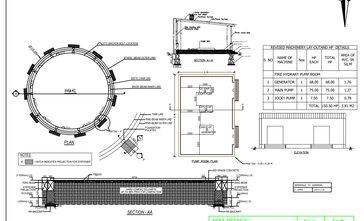

REVISED MACHINERY LAY OUTLINE OF DETAILS				
S. NO	NAME OF MACHINE	Nos	HP EACH	TOTAL HP	AREA OF HP
FIRE HYDRANT PUMP ROOM					
1	GENERATOR	1	68.00	68.00	1.76
2	MAIN PUMP	1	75.00	75.00	1.27
3	JOCKY PUMP	1	7.50	7.50	0.78
			TOTAL	150.50 HP	3.81 M2

AREA DETAILS:-	Sq.m	Sq.ft
FIRE HYDRANT TANK PUMP ROOM		
A.C. SHEET (OR) G.I. ROOF	61.11	657.79
EXISTING FIRE TANK AREA - (440kl)	80.00	861.12

BLOCK 15 - SALT STORAGE & SCRAP YARD SHED

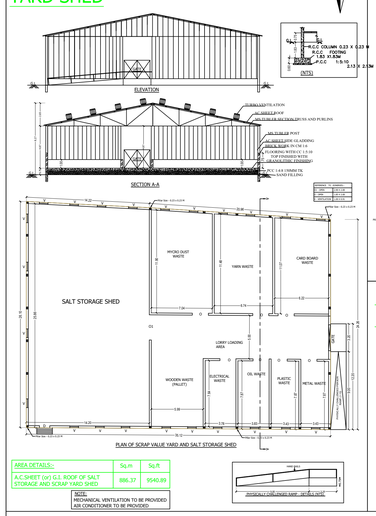

AREA DETAILS:-	Sq.m	Sq.ft
A.C SHEET (or) G.I. ROOF OF SALT STORAGE AND SCRAP YARD SHED	886.37	9540.89

NOTE:
MECHANICAL VENTILATION TO BE PROVIDED AIR CONDITIONER TO BE PROVIDED

BLOCK 16 - RAW MATERIAL, FINISHED GODS, DUST COLLECTOR, POP HALL

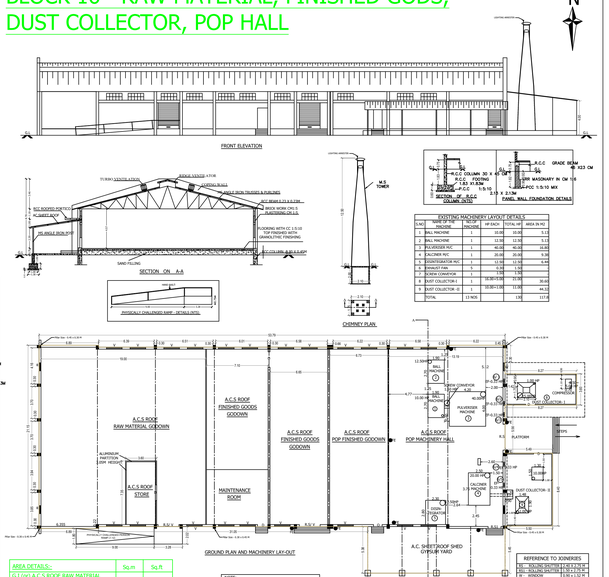

EXISTING MACHINERY LAYOUT DETAILS					
S.NO	NAME OF MACHINE	NO.OF MACHINE	HP EACH	TOTAL HP	AREA IN M2
1	BALL PACKING	1	10.00	10.00	6.10
2	BALL PACKING	1	12.50	12.50	9.15
3	PULVERISER M/C	1	40.00	40.00	12.20
4	BALOWER M/C	1	20.00	20.00	9.30
5	ROOTSBLOWER M/C	1	12.50	12.50	5.49
6	BOWSETT FAN	1	5.00	5.00	3.05
7	SCREW CONVEYOR	1	7.50	7.50	3.05
8	DUST COLLECTOR-1	1	10.00 CFM	10.00	30.48
9	DUST COLLECTOR-2	1	10.00 CFM	10.00	44.20
	TOTAL		13.905	150	122

AREA DETAILS:-	Sq.m	Sq.ft
G.I (or) A.C.S ROOF RAW MATERIAL GODOWN, FINISHED GOODS, GYPSUM YARD & DUST COLLECTION ROOM I & II	1229.60	13773.81

NOTE:
MECHANICAL VENTILATION TO BE PROVIDED AIR CONDITIONER TO BE PROVIDED

REFERENCE TO JOINERIES :-		
SYMBOL	DESCRIPTION	SIZE
D	DOOR	0.90 x 2.10 M
W	WINDOW	1.20 x 1.20 M
V	VENTILATOR	0.90 x 0.75 M
D1	DOOR	1.50 x 2.10 M
W1	WINDOW	1.80 x 1.20 M
V1	VENTILATOR	0.60 x 0.60 M
D2	DOOR	2.40 x 2.40 M
W2	WINDOW	2.40 x 1.50 M
V2	VENTILATOR	0.45 x 0.75 M

BLOCK 18 - WEIGH BRIDGE ROOM

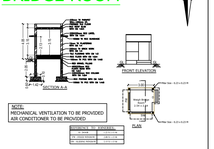

AREA DETAILS:-	Sq.m	Sq.ft
AREA OF R.C.C WEIGH BRIDGE ROOM	9.00	96.88

NOTE:
MECHANICAL VENTILATION TO BE PROVIDED AIR CONDITIONER TO BE PROVIDED

BLOCK 19 - MATERIAL STACKING SHED

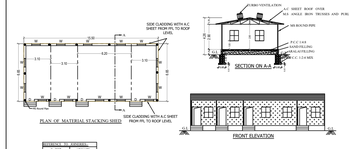

AREA DETAILS:-	Sq.m	Sq.ft
G.I (or) A.C. SHEET MATERIAL STACKING SHED	103.08	1109.55

NOTE:
MECHANICAL VENTILATION TO BE PROVIDED AIR CONDITIONER TO BE PROVIDED

BLOCK 17 - 15 LOOMS WEAVING HALL

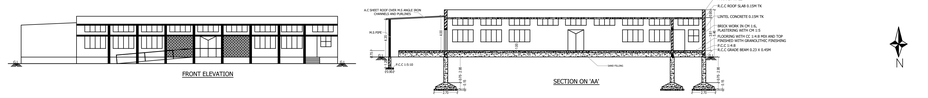

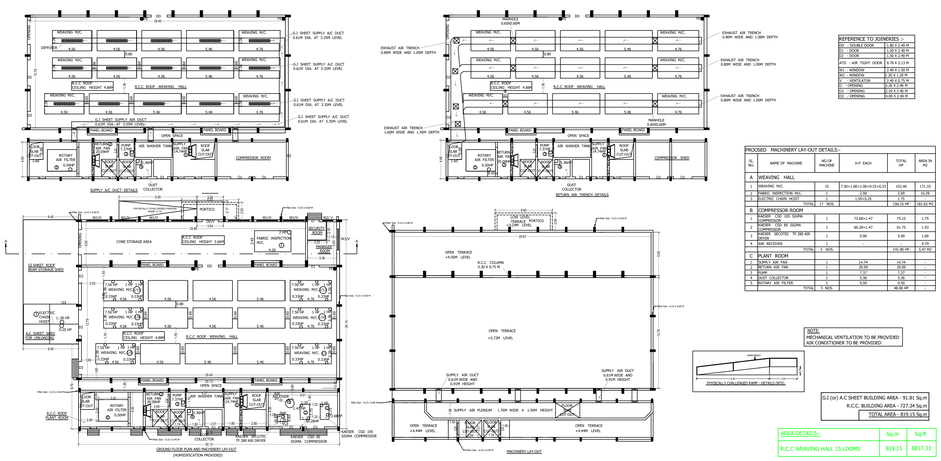

PROCESED MACHINERY LAY-OUT DETAILS:-					
SL. NO.	NAME OF MACHINE	NO.OF MACHINE	H.P EACH	TOTAL HP	AREA IN M2
A	WEAVING HALL				
1	WEAVING M/C	15	7.50+1.00+1.00+0.33+0.33	152.40	171.00
2	PIECANICAL M/C	1	40.00	40.00	12.20
3	ELECTRIC CHAIN HOIST	1	1.50+0.33	1.83	18.60
		TOTAL	17 NOS.	194.23 HP	201.80 M2
B	COMPRESSOR ROOM				
1	SCREW TYPE AIR COMP.	1	75.00+1.47	76.15	1.75
2	RECIPROCATING AIR COMP.	1	60.28+1.47	61.75	1.93
3	AIR RECEIVER - 'R' 200 KR CAPACITY	1	5.00	5.00	1.93
4	AIR RECEIVER	1	-	-	0.70
		TOTAL	5 NOS.	141.90 HP	5.47 M2
C	PLANT ROOM				
1	SUPPLY AIR FAN	1	14.75	14.75	-
2	REFORM AIR FAN	1	20.00	20.00	-
3	EXHAUST FAN	1	2.00	2.00	-
4	DUST COLLECTOR	1	5.00	5.00	-
5	ROTARY AIR FILTER	1	5.00	5.00	-
		TOTAL	5 NOS.	46.75 HP	-

NOTE:
MECHANICAL VENTILATION TO BE PROVIDED AIR CONDITIONER TO BE PROVIDED

AREA DETAILS:-	Sq.m	Sq.ft
R.C.C WEAVING HALL 15 LOOMS	819.15	8817.33

BLOCK 21 - CANTEEN BUILDING

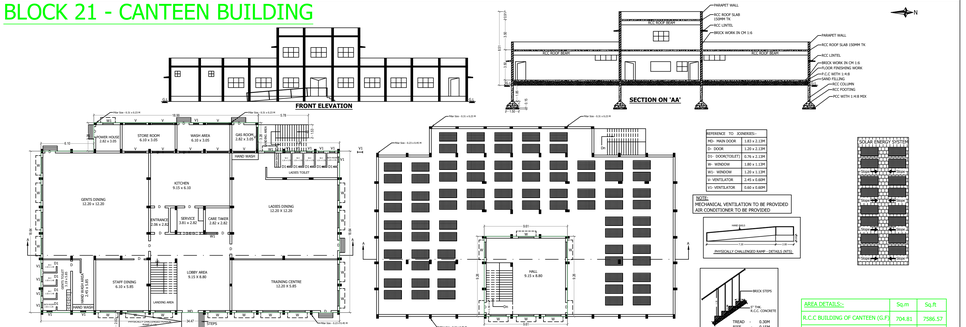

AREA DETAILS:-	Sq.m	Sq.ft
R.C.C BUILDING OF CANTEEN (G.F)	704.81	7566.57
R.C.C BUILDING OF CANTEEN (F.F)	88.99	957.89

BLOCK 24 - EXISTING WEAVING HALL - I (BIT 1)

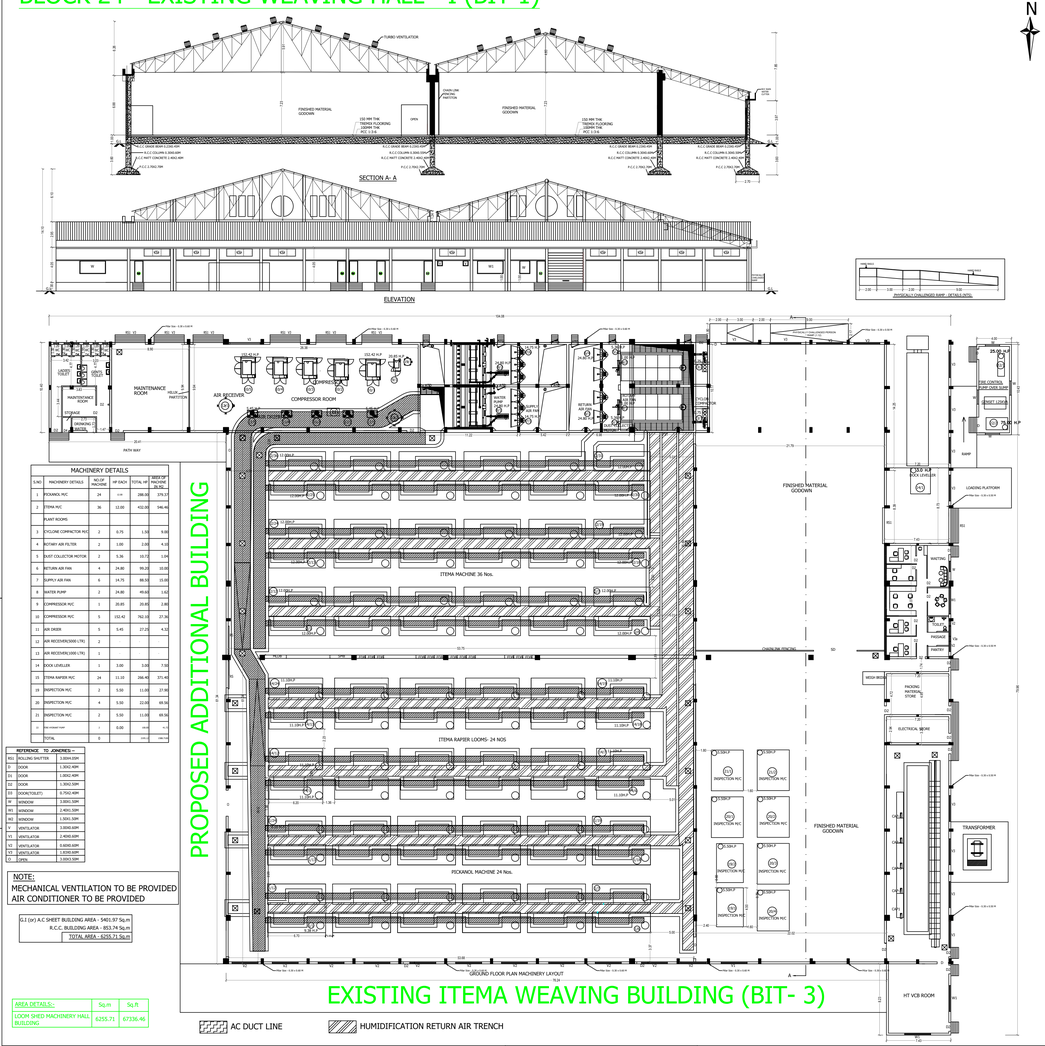

MACHINERY DETAILS					
S.NO	MACHINERY DETAILS	NO.OF MACHINE	HP EACH	TOTAL HP	AREA OF MACHINE IN SQ.M
1	PICKANOL M/C	24	n/a	288.00	319.27
2	ITEMA M/C	36	12.00	432.00	546.48
	PLANT ROOMS				
3	CYCLONE COMPACTOR M/C	2	0.75	1.50	9.00
4	ROTARY AIR FILTER	2	1.00	2.00	4.50
5	DUST COLLECTOR MOTOR	2	5.50	11.00	1.20
6	ROTARY AIR FANS	4	24.80	99.20	10.00
7	SUPPLY AIR FANS	6	14.75	88.50	15.00
8	WATER PUMP	2	24.80	49.60	1.42
9	COMPRESSOR M/C	1	20.85	20.85	2.00
10	COMPRESSOR M/C	5	152.42	762.10	27.36
11	AIR DRIER	5	5.45	27.25	4.32
12	AIR RECEIVER(R.500 LTR)	2	-	-	-
13	AIR RECEIVER(R.1000 LTR)	1	-	-	-
14	DOOR LEVELLER	1	3.00	3.00	7.50
15	ITEMA RAPIER M/C	24	11.10	266.40	371.40
16	INSPECTION M/C	2	5.50	11.00	27.00
20	INSPECTION M/C	4	5.50	22.00	69.56
21	INSPECTION M/C	2	5.50	11.00	69.56
	fire hydrant room	1	0.00	n/a	-
	TOTAL	0		n/a	n/a

REFERENCE TO JOINERIES :-	
ROLLING SHUTTER	3.00M.00M
DOOR	1.00X2.40M
DOOR	1.00X2.40M
DOOR	1.50X2.50M
DOOR(TALLET)	0.75X2.40M
WINDOW	3.00X1.50M
WINDOW	2.40X1.50M
WINDOW	1.50X1.50M
VENTILATOR	3.00X0.60M
VENTILATOR	2.40X0.60M
VENTILATOR	0.60X0.60M
VENTILATOR	1.83X0.60M
DOOR	1.00X3.50M

NOTE:
MECHANICAL VENTILATION TO BE PROVIDED AIR CONDITIONER TO BE PROVIDED

G.I (or) A.C SHEET BUILDING AREA - 5401.97 Sq.m
R.C.C. BUILDING AREA - 853.74 Sq.m
TOTAL AREA - 6255.71 Sq.m

AREA DETAILS:-	Sq.m	Sq.ft
LOOM SHED MACHINERY HALL BUILDING	6255.71	67336.46

PROPOSED ADDITIONAL BUILDING

EXISTING ITEMA WEAVING BUILDING (BIT- 3)

AC DUCT LINE

HUMIDIFICATION RETURN AIR TRENCH

BLOCK 20 - 'B' UNIT PACKING HALL

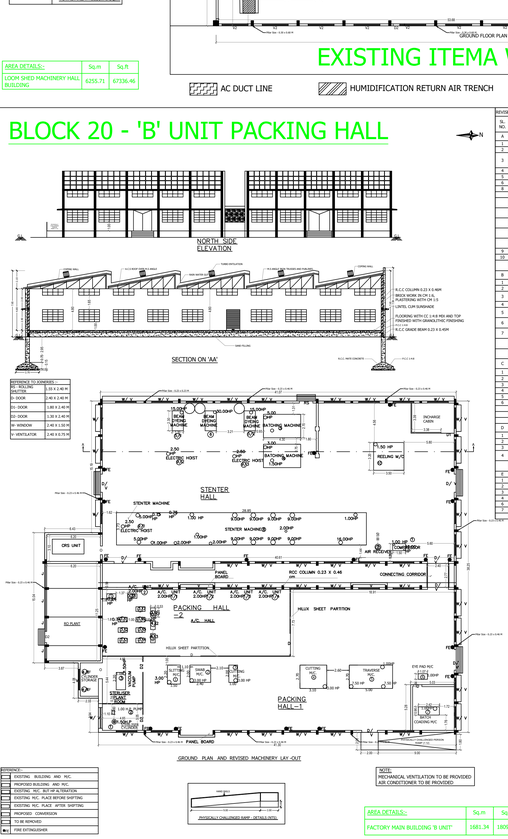

REVISED MACHINERY LAY-OUT DETAILS:-					
SL. NO.	NAME OF MACHINE	NO.OF MACHINE	H.P EACH	TOTAL HP	AREA IN M2
A	STENTER HALL :-				
1	COMPRESSOR	1	15.00 + 1.00 HP	16.00	1.20
2	AIR RECEIVER	1	-	-	0.36
3	BATCHING MACHINE	1	5.00	5.00	11.61
4	BATCHING MACHINE	1	3.00 + 1.50 HP	4.50	11.61
5	WEAVING M/C	1	1.00 + 0.33 HP	1.33	5.98
6	HEAT SYSTEM M/C	1	30.00 HP	30.00	2.00
7	STENTER MACHINE	1	0.75HP X 2.00 = 1.50		
			2.00 HP X 3.00 =6.00		
			9.00 HP X 6.00 = 72.00		
			1.00 HP X 4.00 = 4.00		
			16.00 HP X 1.00 = 16.00		
			5.00 HP x 2.00 = 10.00		
			2.50 HP X 1.00 = 2.50	112.00	107.61
8	ELECTRIC HOIST	1	2.50	2.50	-
10	WELDING M/C	1	1.50	1.50	11.20
	TOTAL	12 NOS.		208.50	152.58
B	PACKING HALL 1:-				
1	SLITTING M/C	1	3.00	3.00	5.30
2	WARP M/C	1	3.00	3.00	4.00
3	CUTTING M/C	1	3.00	3.00	2.00
4	CUTTING M/C	1	3.00	3.00	8.37
5	TRAVERSE M/C	1	7.50+7.50 = 1.00	16.00	13.50
6	EYE END MACHINE	1	1.00	1.00	0.68
7	BATCH COADING MACHINE	1	1.00	1.00	2.32
	TOTAL	7 NOS.		30.00	34.97
C	PACKING HALL 2:-				
1	A/C. UNIT	4	2.00	8.00	-
2	A/C. UNIT	2	2.00	2.00	-
3	WEAVING M/C	7	0.74	5.18	3.92
4	WEAVING M/C	3	0.37	1.11	1.68
5	WEAVING M/C	1	0.24	0.24	1.68
6	WEAVING M/C	1	0.33	0.33	1.68
	TOTAL	17 NOS.		16.86	8.96
D	STRILSER PLANT ROOM:-				
1	STERILSER CYLINDER	1	1.50	1.50	0.23
2	AIR DRIER	1	1.50	1.50	0.23
3	VACCUM PUMP	1	1.50	1.50	2.28
4	EXHAUST FAN	2	0.65	1.30	-
	TOTAL	5 NOS.		5.30	2.75
E	GENERAL				
1	WASTE WATER PUMP	1	5.00	5.00	-
2	RAW WATER PUMP	2	5.00	10.00	-
3	SOFTNER WATER PUMP	2	1.00	2.00	-
4	SOFTNER WATER PUMP	2	1.00	2.00	-
5	FIRE PUMP	1	10.00	10.00	-
6	PUMP	1	1.00	1.00	-
	TOTAL	9 NOS.		30.00	-

REFERENCE TO JOINERIES :-	
ROLLING SHUTTER	3.00M.00M
DOOR	1.00X2.40M
DOOR	1.00 X 2.40 M
DOOR	1.50 X 2.40 M
WINDOW	2.40 X 1.50 M
VENTILATOR	2.40 X 0.75 M

AREA DETAILS:-	Sq.m	Sq.ft
FACTORY MAIN BUILDING 'B UNIT'	1681.34	18097.94

BLOCK 23 - ETP POWER SHED

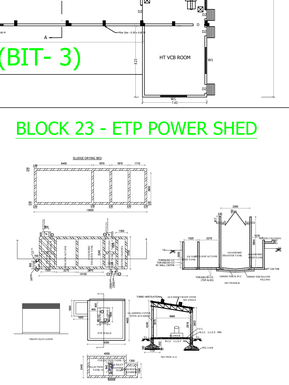

AREA DETAILS:-	Sq.m	Sq.ft
A.C. SHEET (OR) G.I. SHEET ROOF OF EFFLUENT TREATMENT PLANT SHED	19.78	212.91

SCALE = 1:100 | SHEET NO. 3

M/S .THE RAMARAJU SURGICAL COTTON MILLS LIMITED, SUDARSANAM SPINNING MILLS, SUDARSANAM SPINNING MILLS-'B' UNIT,

PLAN SHOWING FIRE PUMP ROOM, SALT STORAGE AND SCRAP YARD SHED, RAW MATERIAL, FINISHED GOODS GODOWN, DUST COLLECTOR, POP HALL, 15 LOOMS WEAVING HALL, WEIGH BRIDGE ROOM, MATERIAL STACKING SHED, 'B' UNIT PACKING HALL, CANTEEN, ETP POWER SHED, LOOM SHED MACHINERY HALL BUILDING.

DOOR NO:OLD NOS.2/80, 2/80A, 2/80A1, 2/80A2 AND 2/80A3, NEW NOS. 2/318, 2/319, 2/320, 2/321 AND 2/322 SURVEY NO: 346/1A, 347/2, 347/3, 347/4A2, 347/4A4, 347/4B, 347/5, 347/6, 347/7, 347/8, 348/1A, 348/1B, 348/1C, 348/1E, 348/1F, 349/1B, 350/2A, 350/3A, 346/2(part), 347/10, 347/9A, 342/3A(part), 342/3B(part), 347/4A1(part), 347/1(part), 348/1D(part), 349/1A(part) AT PERUMALPATTI VILLAGE AND PANCHAYAT, SANKARANKOVIL TALUK, TENKASI DISTRICT.

BLOCK - 14	FIRE PUMP ROOM
BLOCK - 15	SALT STORAGE & SCRAP YARD SHED
BLOCK - 16	RAW MATERIAL, FINISHED GOODS GODOWN, DUST COLLECTOR, POP HALL
BLOCK - 17	15 LOOMS WEAVING HALL
BLOCK - 18	WEIGH BRIDGE ROOM
BLOCK - 19	MATERIAL STACKING SHED
BLOCK - 20	'B' UNIT PACKING HALL
BLOCK - 21	CANTEEN
BLOCK - 23	ETP POWER SHED
BLOCK - 24	EXISTING WEAVING HALL - I (BIT 1)

For The Ramaraju Surgical Cotton Mills Ltd.,

Authorised Signatory

APPLICANT

Er.N.RAMESH, B.E.,M.E.,MIE.,
REGISTERED ENGINEER GRADE - I
SK PLANNERS & ASSOCIATES (Reg No:03/2021)
MADURAI DISTRICT TOWN & COUNTRY PLANNING
No.14/12 Lajapathiroy Road
(Opp.Madurai Corporation West Entry Gate Road)
Chinna Chokkikulam, Madurai - 625002
Email: skplannersmdu@gmail.com
Off: 0452-3501275, 9344589161, 6385578969
9597599299,7993986969

ENGINEER

Er.S.SURENDAR, B.E., M.E., (Structures)
62, Alagampatti, Balakrishnapuram,
Dindigul - 624 005.
Mob : 63796 82087
REGISTERED STRUCTURAL ENGINEER
DINDIGUL LPA REG. No : SE 01/2023 (Gr-I)

ENGINEER

Er.K.GANAPATHI B.E.M.E.F.I.E.F.I.V.D.L.M.(USA)
REGISTERED Construction Engineer / Chartered Engineer
(CMDA Regn No: CE/15105/224 Dt. 06.05.2019)
GEOMATRIX CONSULTANCYY, (Regn No: 330242233482E)
No.22, Thomas Street, Nanimedu, Madurai - 625002.
Ph: 7558031369, 0452-2963568
Email: geomatrixconsultancy@gmail.com

ENGINEER

BLOCK 24 - PROPOSED ADDITIONAL WEAVING HALL

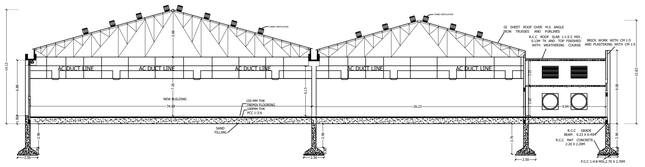



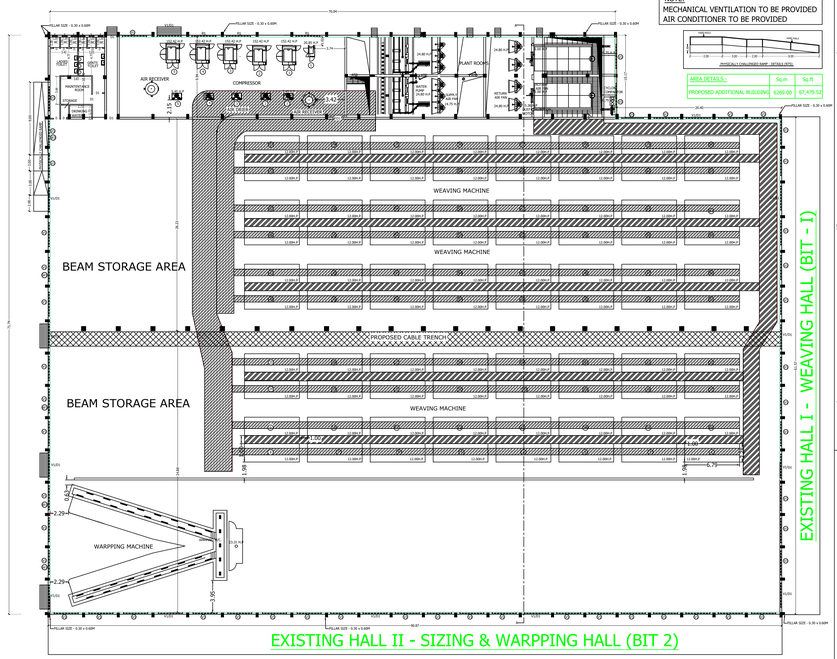

REFERENCE TO ICONNERS:-	
EE	EXCAVATION EARTH
EX	EXAM
FDD	FIRE DOOR TIGHT DOOR
V	VENTILATOR
VT	VENTILATOR
RS	ROLLING SHUTTER
WS	WINDOWS

Solar Energy System

MACHINERY DETAILS					
S.NO	MACHINERY DETAILS	NO.OF MACHINE	HP EACH	TOTAL HP	AREA OCCU. IN Sq.m
1	WEAVING MACHINE	80	11.00	960.00	1238.50
2	WARPPING MACHINE	1	23.31	23.31	194.20
	PLANT ROOMS				
3	CYLCONE COMPACTOR M/C	2	0.75	1.50	9.00
4	ROTARY AIR FILTER	2	1.00	2.00	4.50
5	DUST COLLECTOR MOTOR	2	5.36	10.72	1.94
6	RETURN AIR FAN	4	24.00	96.00	10.80
7	SUPPLY AIR FAN	4	14.75	88.50	15.00
8	WATER PUMP	2	24.00	48.00	1.50
9	COMPRESSOR M/C	1	20.00	20.00	2.00
10	COMPRESSOR M/C	5	152.42	762.10	27.50
11	AIR DRIER	5	5.46	27.25	4.25
	TOTAL	110		2044.03	1517.99

NOTE:
MECHANICAL VENTILATION TO BE PROVIDED AIR CONDITIONER TO BE PROVIDED

AREA DETAILS:-	Sq.m	Sq.ft
PROPOSED ADDITIONAL BUILDING	6269.00	67,479.52

EXHAUST TRENCH | AC DUCT LINE | CABLE TRENCH

BLOCK 24 - EXISTING - II SIZING & WARPPING HALL(BIT 2)

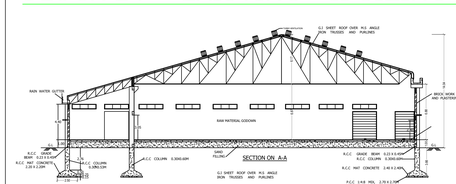

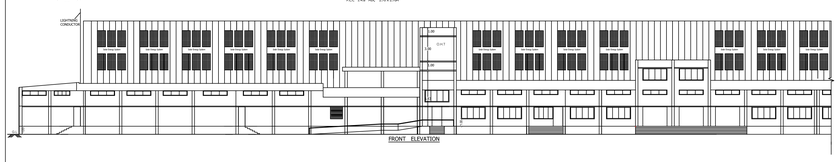

Solar Energy System

REFERENCE TO ICONNERS:-	
EE	EXCAVATION EARTH
EX	EXAM
FDD	FIRE DOOR TIGHT DOOR
V	VENTILATOR
VT	VENTILATOR
RS	ROLLING SHUTTER
WS	WINDOWS
SD	SAND
CB	CHIMNEY BASE
CS	CHIMNEY STACK
GT	GAS TAPPING
GP	GAS PIPE
GV	GAS VALVE
GB	GAS BURNER
WT	WATER TANK
WP	WATER PUMP
WV	WATER VALVE
WM	WATER METER
WC	WATER CONNECTION
SV	SAFETY VALVE
PG	PRESSURE GAUGE
TH	THERMOMETER
MH	MANHOLE
SW	SOAKING WELL
RW	RAIN WATER
SP	SOIL PIPE
WP	WASTE PIPE
VP	VENT PIPE
RP	RAIN WATER PIPE
CP	CHIMNEY PIPE

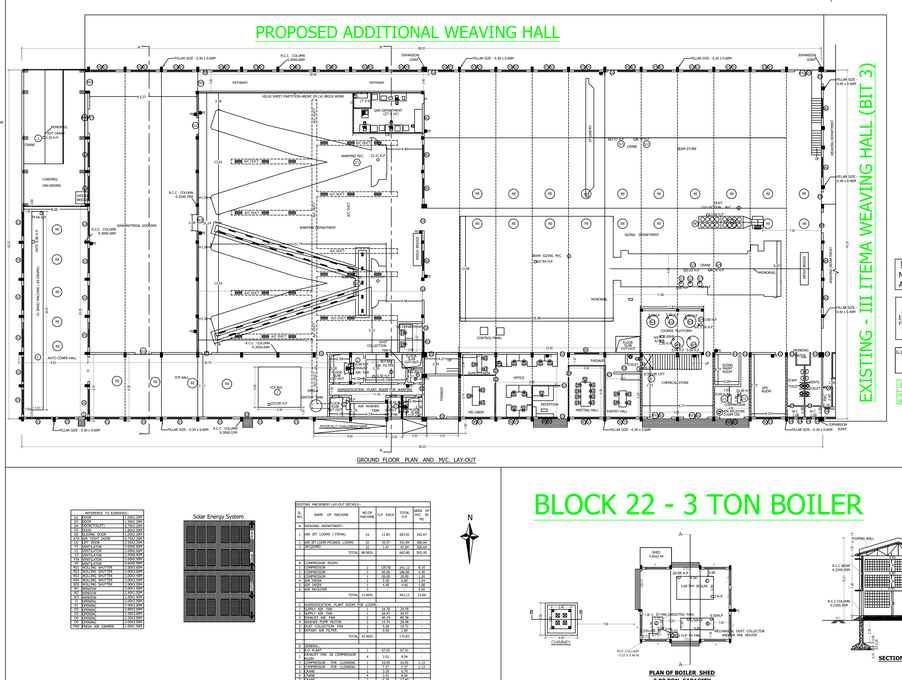

MACHINERY DETAILS					
S.No	NAME OF MACHINE	NO.OF MACHINE	H.P EACH	TOTAL H.P	AREA OCCU. IN Sq. Mt
A	WEAVING & SIZING MACHINES:-				
1	WEAVING M/C	1	23.31	46.62	204.20
B	SIZING MACHINES:-				
1	WARP SIZING M/C	1	107.84	107.84	240.14
2	DUST COLLECTION M/C.	1	11.50	11.50	11.88
3	SIZING CHIMNEY FAN	1	5.00	12.00	
4	COOKER DEPARTMENT	4	7.5 H.P & 5 H.P	36.00	41.40
5	BEAM LIFTING CRANE	1	17.61	17.61	187.17
	TOTAL (A+B)			231.09	684.27
C	WARPING(OPEN "V-BEAM" BEAM)				
1	SUPPLY AIR FAN	1	20.00	20.00	
2	EXHAUST AIR FAN	1	20.00	20.00	
3	WARPER PUMP MOTOR	1	7.37	7.37	
4	DUST COLLECTION FAN	1	5.36	5.36	
5	ROTARY AIR FILTER	1	0.50	0.50	
	TOTAL (C M/C)			53.23	
D	ELECTRICAL M/C:-				
1	72 SHED AUTO CONER MACHINE (1 M.C.WILDING)	1	24.64	24.64	34.70
	TOTAL (A + B+C)			24.64	34.70
E	BOILER:-				
1	BOILER M/C	1	113.00	113.00	31.50
	TOTAL (A + B+C+D+E)			113.00	31.50
F	COMPRESSOR ROOM:-				
1	AIR COMPRESSOR MACHINE	1	10.00	10.00	6.00
2	AIR RECEIVER TANK	1	0.00	0.00	6.00
	TOTAL (A + B+C+D+E+F)			10.00	6.00
G	SAW M/C:-				
1	BANDSAW	1	15.50	15.50	3.00
	TOTAL (A + B+C+D+E+F+G)			15.50	3.00
H	BLOCKIN LAYING MACHINE	1	0.00	0.00	6.00
	TOTAL (A + B+C+D+E+F+G+H)			0.00	6.00
I	SIZING FOOT:-				
1	JET CRANE	1	3.05	3.05	
	TOTAL (A + B+C+D+E+F+G+H+I)			3.05	

NOTE:
MECHANICAL VENTILATION TO BE PROVIDED AIR CONDITIONER TO BE PROVIDED



G.I (or) A.C SHEET BUILDING AREA - 4146.48 Sq.m
R.C.C. BUILDING AREA - 135.46 Sq.m
TOTAL AREA - 4281.94 Sq.m

AREA DETAILS:-	Sq.m	Sq.ft
WRAPPING DEPARTMENT BUILDING	4281.94	46090.80

BLOCK 22 - 3 TON BOILER

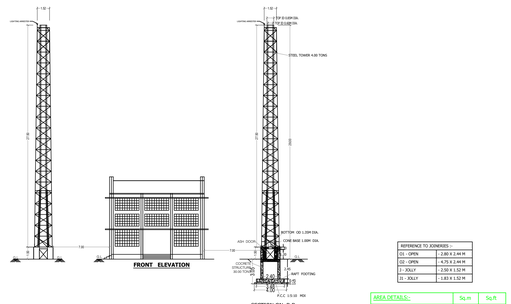

REFERENCE TO ICONNERS:-	
OI - OPEN	2.80 X 2.44 M
CO - OPEN	4.75 X 2.44 M
I - DOUT	2.00 X 1.52 M
O - DOUT	1.83 X 1.52 M

AREA DETAILS:-	Sq.m	Sq.ft
3 TON BOILER SHED	112.63	1212.23
CHIMNEY BASE AREA	16.00	172.22

BLOCK 24 EXISTING - III ITEMA WEAVING HALL (BIT 3)



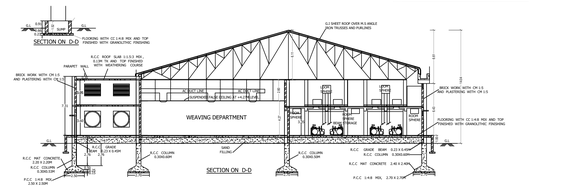

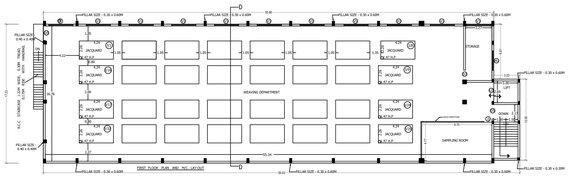

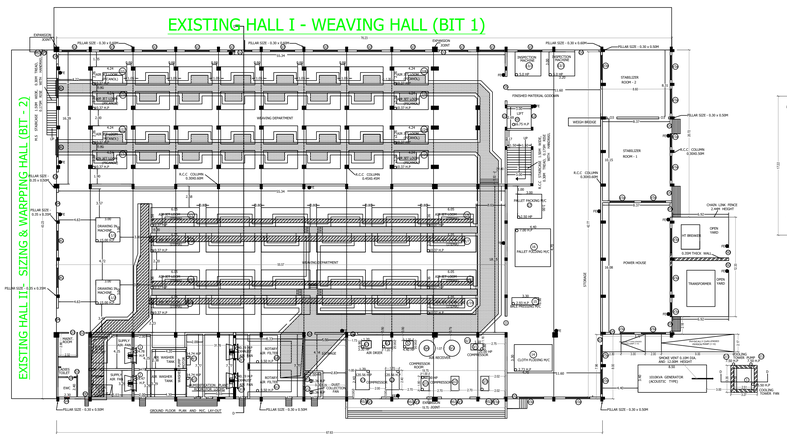

G.I (or) A.C SHEET BUILDING AREA - 2767.23 Sq.m
R.C.C. BUILDING AREA - 459.23 Sq.m
TOTAL AREA - 3226.46 Sq.m

AREA DETAILS:-	Sq.m	Sq.ft
WEAVING HALL BUILDING	3226.46	34729.62
R.C.C FIRST FLOOR BUILDING	993.55	10694.57

NOTE:
MECHANICAL VENTILATION TO BE PROVIDED AIR CONDITIONER TO BE PROVIDED

EXHAUST TRENCH | AC DUCT LINE

SCALE = 1:100	SHEET NO. 4

M/S .THE RAMARAJU SURGICAL COTTON MILLS LIMITED, SUDARSANAM SPINNING MILLS, SUDARSANAM SPINNING MILLS-'B' UNIT,

PLAN SHOWING 3 TON BOILER SHED, ADDITIONAL PROPOSED WEAVING HALL, WRAPPING DEPARTMENT BUILDING, EXISTING WEAVING HALL BUILDING.

DOOR NO:OLD NOS.2/80, 2/80A, 2/80A1, 2/80A2 AND 2/80A3, NEW NOS. 2/318, 2/319, 2/320, 2/321 AND 2/322 SURVEY NO: 346/1A, 347/2, 347/3, 347/4A2, 347/4A4, 347/4B, 347/5, 347/6, 347/7, 347/8, 348/1A, 348/1B, 348/1C, 348/1E, 348/1F, 349/1B, 350/2A, 350/3A, 346/2(part), 347/10, 347/9A, 342/3A(part), 342/3B(part), 347/4A1(part), 347/1(part), 348/1D(part), 349/1A(part) AT PERUMALPATTI VILLAGE AND PANCHAYAT, SANKARANKOVIL TALUK, TENKASI DISTRICT.

BLOCK - 22	3 TON BOILER SHED
BLOCK - 24	ADDITIONAL PROPOSED WEAVING HALL
BLOCK - 24	II- SIZING & WRAPPING HALL BUILDING(BIT 2)
BLOCK - 24	III- ITEMA WEAVING HALL BUILDING (BIT 3)

For The Ramaraju Surgical Cotton Mills Ltd.,
Authorised Signatory.
APPLICANT

Er.S.SURENDAR, B.E., M.E., (Structures)
62, Alagampatti, Balakrishnapuram,
Dindigul - 624 005.
Mob : 63796 82087
REGISTERED STRUCTURAL ENGINEER
DINDIGUL LPA REG. No : SE 01 / 2023 (Gr-I)
ENGINEER

Er.N.RAMESH, B.E.,M.E.,MIE.,
REGISTERED ENGINEER GRADE - I
SK PLANNERS & ASSOCIATES (Reg.No:03/2021)
MADURAI DISTRICT TOWN & COUNTRY PLANNING
No.14/12 Lajapathiroy Road
(Opp.Madurai Corporation West Entry Gate Road)
Chinna Chokkikulam, Madurai - 625002
Email: skplannersmdu@gmail.com
Off: 0452-3501275, 9344589161, 6385578969
9597599299,7998985969
ENGINEER

Er.K.GANAPATHI, B.E.,M.E.,F.I.E.,F.I.V.,D.Litt.,(USA)
REGISTERED Construction Engineer / Chartered Engineer
(CMDA Regn No: CE/19/05/224 Dt. 06.05.2019)
GEOMATRIX CONSULTANCYY, (Regn No: 330242233482E)
No.22, Thomas Street, Narimedu, Madurai - 625002.
Ph: 7598035 [illegible]
Email: geomatrixconsultancy@gmail.com
ENGINEER

BLOCK - 25 - FIRE PUMP ROOM

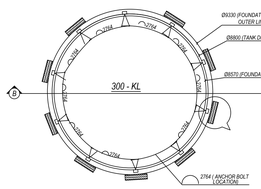

PLAN

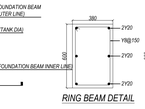

RING BEAM DETAIL

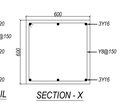

SECTION - X

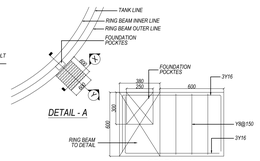

DETAIL - A

SECTION - Y

NOTES:
a) - HATCH INDICATES PROJECTION FOR STIFFENER

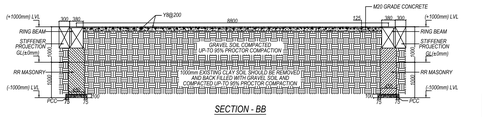

SECTION - BB

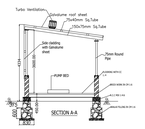

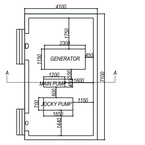

REVISED MACHINERY LAY-OUTAND HP DETAILS					
S. NO	NAME OF MACHINE	NO.OF MACHINE	HP EACH	TOTAL HP	AREA OF M/C IN Sq.M
	FIRE HYDRANT PUMP ROOM				
1	GENERATOR	1	68.00	68.00	1.76
2	MAIN PUMP	1	75.00	75.00	1.27
3	JOCKY PUMP	1	7.50	7.50	0.78
			TOTAL	150.50 HP	3.81 M2

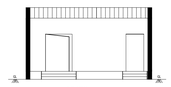

ELEVATION

REFERENCE TO JOINERIES	
D- DOOR	1.50 X 2.10 M
O - OPEN	1.00 x 2.10 M

NOTE:
MECHANICAL VENTILATION TO BE PROVIDED
AIR CONDITIONER TO BE PROVIDED

AREA DETAILS:-	Sq.m	Sq.ft
EXISTING FIRE HYDRANT TANK PUMP ROOM A.C. SHEET (OR) G.I. ROOF	29.11	313.34
EXISTING FIRE TANK AREA - 300KL	68.33	735.50

BLOCK - 26 - GENERATOR SHED

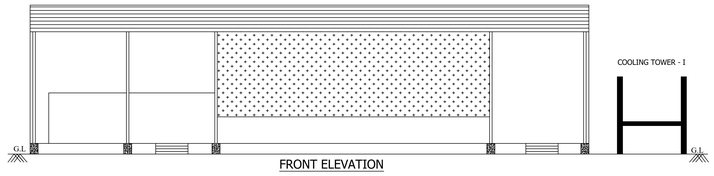

FRONT ELEVATION

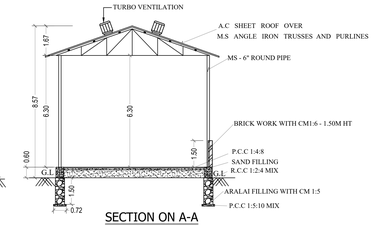

SECTION ON A-A

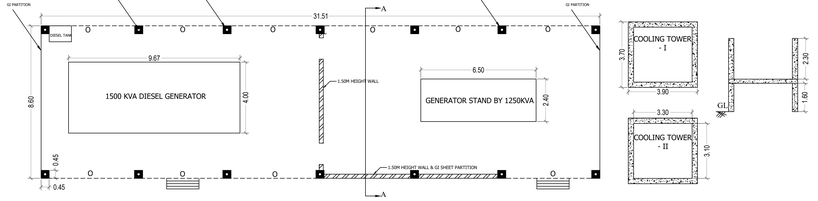

GENERATOR SHED

AREA DETAILS:-	Sq.m	Sq.ft
A.C. SHEET (OR) G.I. ROOF GENERATOR SHED	270.99	2916.94

BLOCK - 27 - POWER HOUSE

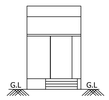

ELEVATION

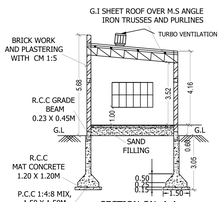

SECTION ON A-A

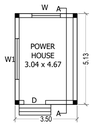

PLAN

REFERENCE TO JOINERIES	
D- DOOR	1.22 X 2.44 M
W- WINDOW	1.60 x 1.40 M
W1-WINDOW	2.30 x 1.40 M

NOTE:
MECHANICAL VENTILATION TO BE PROVIDED
AIR CONDITIONER TO BE PROVIDED

AREA DETAILS:-	Sq.m	Sq.ft
A.C. SHEET (OR) G.I. ROOF POWER HOUSE	17.96	193.32

BLOCK - 28 - HOSTEL BUILDING

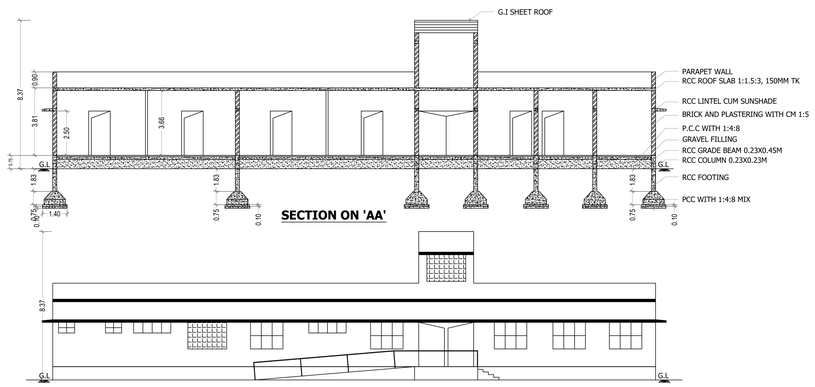

SECTION ON 'AA'

FRONT ELEVATION

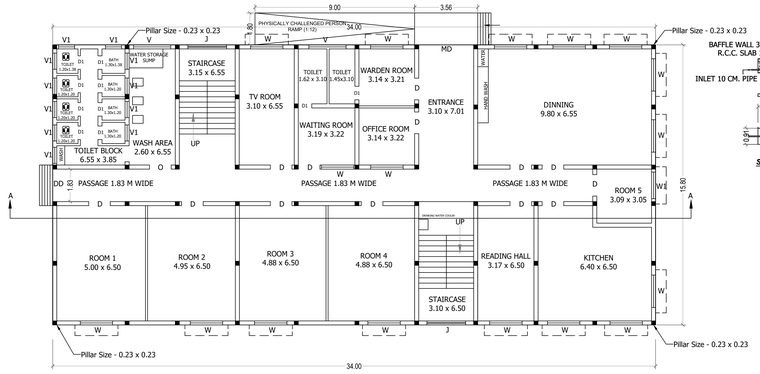

GENTS REST HALL GROUND FLOOR PLAN

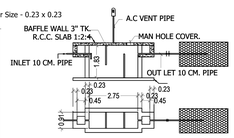

SEPTIC TANK & TRENCH

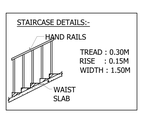

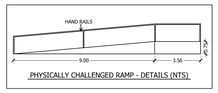

PHYSICALLY CHALLENGED RAMP - DETAILS (NTS)

NOTE:
MECHANICAL VENTILATION TO BE PROVIDED
AIR CONDITIONER TO BE PROVIDED

AREA DETAILS:-	Sq.m	Sq.ft
GENTS REST HALL R.C.C BUILDING AREA	537.20	5782.42

REFERENCE TO JOINERIES:-	
DD- DOUBLE DOOR	1.83X2.44M
D- DOOR	1.22X2.44M
D1- DOOR(TOILET)	0.75X2.44M
W- WINDOW	1.22X1.55M
V- VENTILATOR	2.10X0.60M
V1- VENTILATOR	0.60X0.60M
J- RCC JOLLY	2.10X1.50M
O- OPENING	1.20X2.440M

BLOCK - 29 - SEWAGE TREATMENT PLANT

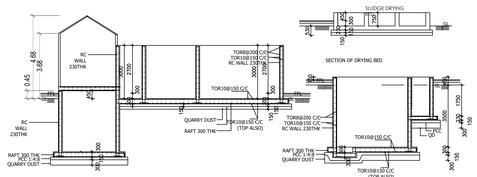

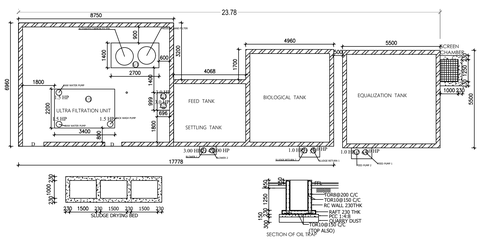

HP DETAILS				
S.NO	NO. OF MACHINE	NO OF MACHINE EACH	HP	TOTAL HP	ARAE IN M2
1	ULTRA FILTRATION UNIT	1	4.50	4.50	7.48
2	FEED PUMP	2	3.00	6.00	0.62
3	PRESSURE AND ACTIVATED SAND FILTER	1	-	-	3.78
4	BLOWER	2	3.00	6.00	-
5	SLUDGE RETURN	2	1.00	2.00	-
6	FEED PUMP	2	1.00	2.00	-
	TOTAL	10Nos.		20.50HP	11.88 M2

REFERENCE TO JOINERIES	
D	DOORS 1.20MX2.20M

AREA DETAILS:-	Sq.m	Sq.ft
A.C SHEET (or) G.I ROOF OF SEWAGE TREATMENT PLANT AREA	60.90	655.53

BLOCK - 30 - DINNING HALL

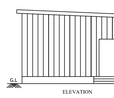

ELEVATION

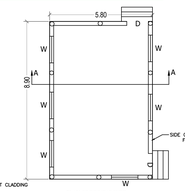

PLAN OF DINNING SHED

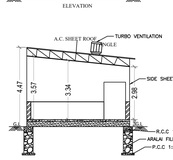

SECTION ON 'AA'

REFERENCE TO JOINERIES :-	
D- DOOR	1.22 X 2.10 M
W- WINDOW	1.50 X 1.10 M

NOTE:
MECHANICAL VENTILATION TO BE PROVIDED
AIR CONDITIONER TO BE PROVIDED

AREA DETAILS:-	Sq.m	Sq.ft
A.C SHEET (or) G.I ROOF OF DINING HALL	51.62	555.63

BLOCK - 31 - PARKING SHED

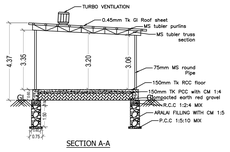

SECTION A-A

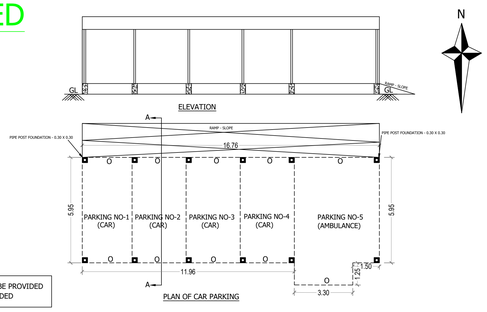

PLAN OF CAR PARKING

AREA DETAILS:-	Sq.m	Sq.ft
AMBULANCE & CAR PARKING SHED	103.84	1117.62

NOTE:
MECHANICAL VENTILATION TO BE PROVIDED
AIR CONDITIONER TO BE PROVIDED

SCALE = 1:100	SHEET NO. 5

M/S .THE RAMARAJU SURGICAL COTTON MILLS LIMITED, SUDARSANAM SPINNING MILLS, SUDARSANAM SPINNING MILLS-'B' UNIT.

PLAN SHOWING FIRE PUMP ROOM, GENERATOR SHED, POWER HOUSE, GENTS REST HALL, SEWAGE TREATMENT PLANT, DINING HALL, AMBULANCE AND CAR PARKING SHED.
DOOR NO:OLD NOS.2/80, 2/80A, 2/80A1, 2/80A2 AND 2/80A3, NEW NOS. 2/318, 2/319, 2/320, 2/321 AND 2/322 SURVEY NO: 346/1A, 347/2, 347/3, 347/4A2, 347/4A4, 347/4B, 347/5, 347/6, 347/7, 347/8, 348/1A, 348/1B, 348/1C, 348/1E, 348/1F, 349/1B, 350/2A, 350/3A, 346/2(part), 347/10, 347/9A, 342/3A(part), 342/3B(part), 347/4A1(part), 347/1(part), 348/1D(part), 349/1A(part)t AT PERUMALPATTI VILLAGE AND PANCHAYAT, SANKARANKOVIL TALUK, TENKASI DISTRICT.

BLOCK - 25	FIRE PUMP ROOM
BLOCK - 26	GENERATOR SHED
BLOCK - 27	POWER HOUSE
BLOCK - 28	HOSTEL BUILDING
BLOCK - 29	SEWAGE TREATMENT PLANT
BLOCK - 30	DINING HALL
BLOCK - 31	AMBULANCE AND CAR PARKING SHED

For The Ramaraju Surgical Cotton Mills Ltd.,
Authorised Signatory.
APPLICANT

Er.N.RAMESH, B.E.,M.E.,MIE.,
REGISTERED ENGINEER GRADE - I
SK PLANNERS & ASSOCIATES Reg.No:03/2021)
MADURAI DISTRICT TOWN & COUNTRY PLANNING
No.14/12 Lajapathiroy Road
(Opp.Madurai Corporation West Entry Gate Road)
Chinna Chokkikulam, Madurai - 625002
Email: skplannersmdu@gmail.com
Off: 0452-3501275, 9344589161, 8385578969
9597590299,7998986969
ENGINEER

Er.S.SURENDAR, B.E., M.E., (Structures)
62, Alagampatti, Balakrishnapuram,
Dindigul - 624 005.
Mob : 63796 82087
REGISTERED STRUCTURAL ENGINEER
DINDIGUL LPA REG. No : SE 01 / 2023 (Gr-I)
ENGINEER

Er.K.GANAPATHI B.E.M.E.F.I.E.F.I.V.D.I.M.(USA)
REGISTERED Construction Engineer / Chartered Engineer
(CMDA Regn No: CE/19/05/224 Dt. 06.05.2019)
GEOMATRIX CONSULTANCYY, (Regn No: 33024223482E)
No.22, Thomas Street, Narimedu, Madurai - 625002.
Ph: 7598031360, 0452-2963966
Email: geomatrixconsultancy@gmail.com
ENGINEER

GAUGE BANDAGE & WEAVING - FABRIC

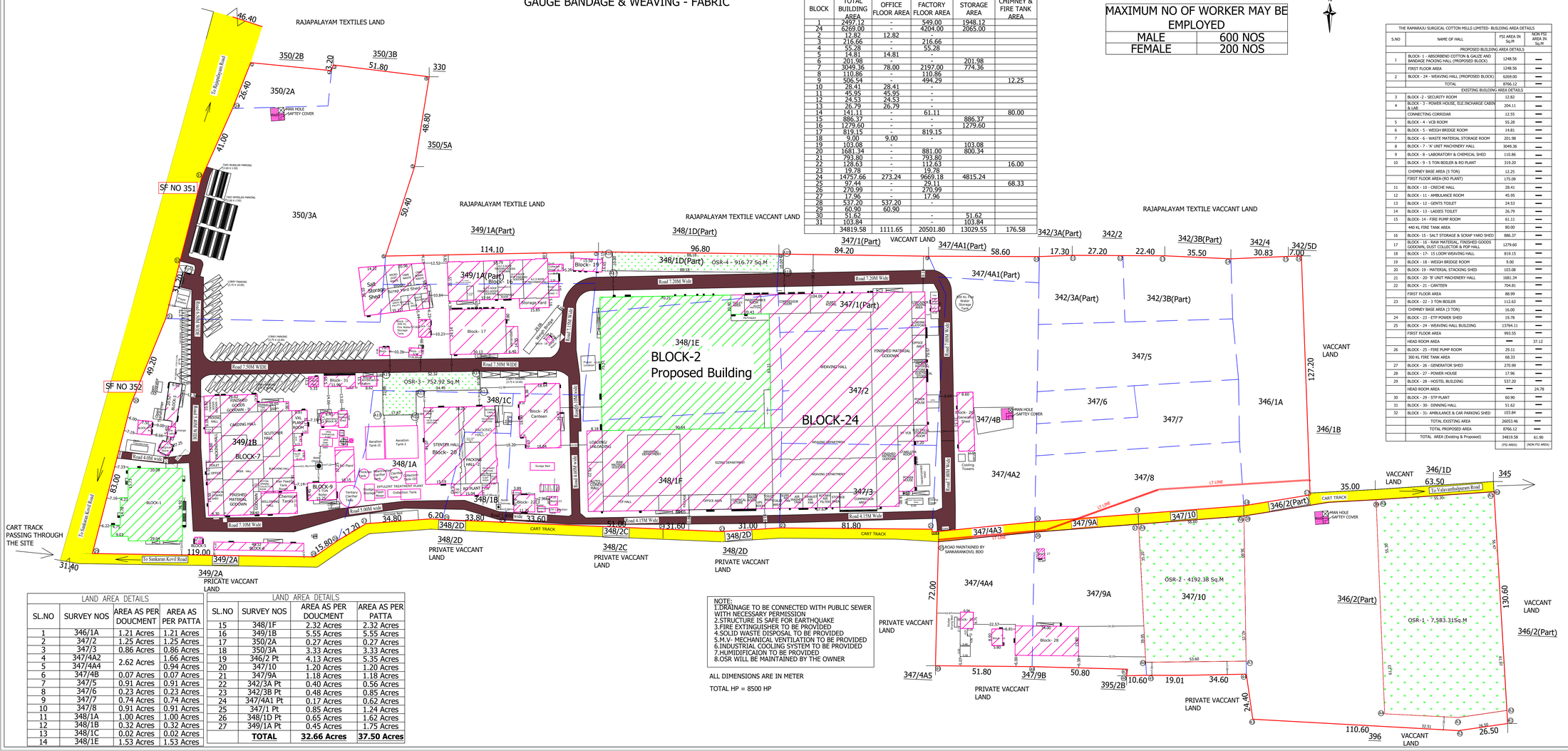
RAJAPALAYAM TEXTILES LAND
To Rajapalayam Road
350/2B
350/3B
51.80
330
350/2A
MAN HOLE SAFETY COVER
SF NO 351
350/3A
350/5A
RAJAPALAYAM TEXTILE LAND
RAJAPALAYAM TEXTILE VACCANT LAND
349/1A(Part)
348/1D(Part)
347/1(Part)
VACCANT LAND
347/4A1(Part)
342/3A(Part)
342/2
342/3B(Part)
342/4
342/5D
Road 7.20M Wide
Road 7.50M WIDE
Road 4.60M wide
Road 3.00M Wide
Road 4.15M Wide
Road 4.00M Wide
OSR-4 - 916.77 Sq.M
OSR-3 - 752.92 Sq.M
OSR-2 - 4192.38 Sq.M
OSR-1 - 7,583.31Sq.M
BLOCK-2 Proposed Building
BLOCK-24
BLOCK-7
BLOCK-1
Block- 17
Block- 19
Block- 20
Block- 21 Canteen
Block- 28
Block- 31
Block- 32
Block- 33
348/1E
348/1F
348/1A
348/1B
348/1C
347/1
347/2
347/3
347/4A2
347/4A4
347/4A5
347/5
347/6
347/7
347/8
346/1A
346/1B
346/2(Part)
347/9A
347/9B
347/10
395/2B
396
345
346/1D
347/4A3
347/4B
347/8
SF NO 352
To Sankarankovil Road
CART TRACK PASSING THROUGH THE SITE
To Sankaran Kovil Road
To Valayanthalpuram Road
CART TRACK
ROAD MAINTAINED BY SANKARANKOVIL BDO
PRIVATE VACCANT LAND
349/2A PRICATE VACCANT LAND
348/2D PRIVATE VACCANT LAND
348/2C PRIVATE VACCANT LAND
LT LINE
Salt Storage Shed
Scrap Yard Shed
Storage Yard
Weighbridge
Cooling Towers
Sump
Sludge Bed
Effluent Treatment Plant
Condition Tank
Aeration Tank-I
Aeration Tank-II
Tertiary Clarifier Tank
Budge Budge Filters
Activated Carbon Filters
Sand Filters
Chlorine Tank
Raw Water Storage Tank
DG Set
Transformer
Fire Water Storage Tank
Fire Hydrant
Fire Water Pump House
Fire Water Tank
Fire Water Sump
Fire Water Pump
Fire Water Tank
Fire Water Sump
Fire Water Pump House
Fire Water Tank
Fire Water Sump
Fire Water Pump House
Fire Water Tank
Fire Water Sump
Fire Water Pump House

THE LANDLENS SUITE

Eight ways to know a piece of land before you pay for it.

This report covers one part of the picture. These cover the rest, drawn from the same government records, for any property in Tamil Nadu.

LandLens One
Ask anything about a property and get an answer grounded in live government records, with the sources shown.
/landlens/one

Verify My Land
Every record check run on one property and returned as a single report.
/landlens/verify-my-land

Legal Opinion
An advocate's written opinion on the title, built on the records we pull for it.
/landlens

One Map
Every layer on one map: the parcel, its boundary, zoning, water bodies and what sits around it.
/landlens/one/map

PriceMap
What land actually changed hands for around this plot, taken from the registered deeds.
/landlens/pricemap

Build Scope
What you are allowed to build here: floor space, height, coverage and setbacks.
/landlens/build-scope

Property Tracker
Watch a property and hear about it when something new is registered against it.
/landlens/property-tracker

Deal Room
Run the transaction in one place: documents, stamping, signatures and the parties.
/landlens/deal-room

FREE TOOLS · NO ACCOUNT NEEDED

Twenty-four checks you can run yourself, at no cost.

Records and verification

The registers themselves, read for you.

- Encumbrance Certificate
- Patta and Chitta
- Field Measurement Sketch
- EC Analyzer
- Bank charge check
- Court case search
- Seller background check
- Approval check by survey

Value and duty

What it is worth and what it costs to register.

- Guideline value by street
- Guideline value by survey
- Stamp duty and registration fees
- Capital gains
- Floor space index
- Area unit converter

Zoning and land use

What the plan says can happen on this land.

- Land use zone finder
- CMDA land use check
- Coastal regulation zone
- Master plan check
- Water bodies finder
- Airport height clearance

Registers and directories

Who holds it, and which office keeps the record.

- Find your registering office
- Temple property check
- Waqf property check
- RERA register

Every free tool
/tools

Services we run for you
/services

The LandLens suite
/landlens/one

Verified RealEstate™

Every claim in this document traces back to a government record.

- Legal opinions, due diligence and title verification
- Building plan, layout and sub-division approvals
- Completion and occupancy certificates, regularisation
- Escrow, negotiation and NRI property management
- Land survey, soil testing, architecture and construction

Verified RealEstate
3/350/2 Mettukuppam,
OMR Thoraipakkam,
Chennai 600 097, India
hello@verified.realestate
+91 9996 12 9996

Prepared from the registers named on the page each finding sits on. Where a register could not be read, this document says so in its place rather than leaving the gap to be read as a clean result.