PLAN SHOWING THE PROPOSED CONSTRUCTION OF HIGH RISE RESIDENTIAL BUILDING CONSISTS OF BASEMENT+ STILT FLOOR +12 FLOORS WITH 105 DWELLING UNITS & AMENITIES BLOCK AT SURVEY NO:222/5, 222/6 ,223/26,223/27,221/17A2 OF NEELAGIRI THERKKU THOTTAM VILLAGE,THANJAVUR TALUK,THANJAVUR DISTRICT

SWP/DTCP/TNJ/TLPA/BP/ No. 37/2026



SECTION - BB

SPECIFICATIONS

1. P.C.C : CC1:4:8 IN ALL FOUNDATION
2. FOUNDATION: R.C.C ISOLATE FOUNDATION MIX CC 1:2:4
3. STRUCTURE: R.C.C. FRAMED COLUMNS MIX CC 1:2:4
4. ROOFS: REINFORCE CEMENT CONCRETE MIX CC 1:2:4
5. PLASTERING: WALL OUTER PLASTER MIX CM 1:5, WALL INNER PLASTER MIX CM 1:4, CEILING PLASTER MIX CM 1:3
6. WEATHERING COURSE IN BRICK JELLY LIME CONCRETE MORTAR WITH 2 COURSES OF PRESSED TILE TO SLOPE

NOTE :
ALL DIMENSIONS ARE IN METER

SCALE = 1: 100

COLOUR INDEX

PROPOSED

ROAD / STREET

BOUNDARY

SECTION - BB

OWNER'S SIGNATURE :

Dr. J. SURESH, M.E., M.B.A., Ph.D
Structural Engineer
Flat No. 1, Sri Sai Krishna Apartments,
No.10, Mettu Street, Vadapalani,
Chennai - 600 026.
Reg. No. SE/1/2021/21/0068
Valid upto 31.12.2026
Aadhar No. 334855180161 / 20181201869

STRUCTURAL ENGINEER SIGNATURE:

G.S. RAMESH, M.E.,
Registered Engineer Grade - I
DTCP Chengalpattu,
COLDIST / RE / Gr-I / 2022 / 07 / 005
1018, Karthik Street, TVK, Nagar,
Chennai - 600 082. Ph :90800 91087

LICENSED SURVEYOR SIGNATURE:

SWP/DTCP/TNJ/TLPA/BP/ No. 37/2026

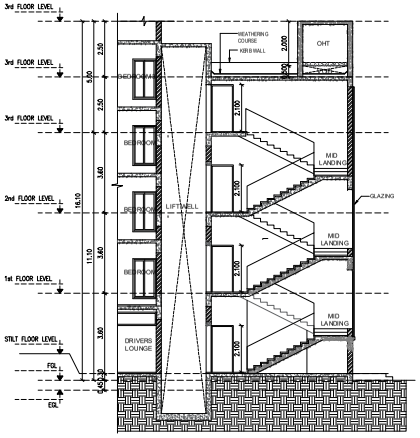

SECTION - CC



SECTION - AA

SECTION - AA & CC

SHEET NO: 12/13

PLAN SHOWING THE PROPOSED CONSTRUCTION OF HIGH RISE RESIDENTIAL BUILDING CONSISTS OF BASEMENT+ STILT FLOOR +12 FLOORS WITH 105 DWELLING UNITS & AMENITIES BLOCK AT SURVEY NO:222/5, 222/6 ,223/26,223/27,221/17A2 OF NEELAGIRI THERKKU THOTTAM VILLAGE,THANJAVUR TALUK,THANJAVUR DISTRICT

SPECIFICATIONS

1. P.C.C : CC1:4:8 IN ALL FOUNDATION
2. FOUNDATION: R.C.C ISOLATE FOUNDATION MIX CC 1:2:4
3. STRUCTURE: R.C.C. FRAMED COLUMNS MIX CC 1:2:4
4. ROOFS: REINFORCE CEMENT CONCRETE MIX CC 1:2:4
5. PLASTERING: WALL OUTER PLASTER MIX CM 1:5, WALL INNER PLASTER MIX CM 1:4, CEILING PLASTER MIX CM 1:3
6. WEATHERING COURSE IN BRICK JELLY LIME CONCRETE MORTAR WITH 2 COURSES OF PRESSED TILE TO SLOPE

NOTE :
ALL DIMENSIONS ARE IN METER

SCALE = 1: 100

COLOUR INDEX

PROPOSED

ROAD / STREET

BOUNDARY

SECTION - AA & CC

OWNER'S SIGNATURE :

STRUCTURAL ENGINEER SIGNATURE:

LICENSED SURVEYOR SIGNATURE:

SWP/DTCP/TNJ/TLPA/BP/ No. 37/2026



ELEVATION -1

SHEET NO: 11/13

PLAN SHOWING THE PROPOSED CONSTRUCTION OF HIGH RISE RESIDENTIAL BUILDING CONSISTS OF BASEMENT+ STILT FLOOR +12 FLOORS WITH 105 DWELLING UNITS & AMENITIES BLOCK AT SURVEY NO:222/5, 222/6 ,223/26,223/27,221/17A2 OF NEELAGIRI THERKKU THOTTAM VILLAGE,THANJAVUR TALUK,THANJAVUR DISTRICT

SPECIFICATIONS

1. P.C.C : CC1:4:8 IN ALL FOUNDATION
2. FOUNDATION: R.C.C ISOLATE FOUNDATION MIX CC 1:2:4
3. STRUCTURE: R.C.C. FRAMED COLUMNS MIX CC 1:2:4
4. ROOFS: REINFORCE CEMENT CONCRETE MIX CC 1:2:4
5. PLASTERING: WALL OUTER PLASTER MIX CM 1:5, WALL INNER PLASTER MIX CM 1:4, CEILING PLASTER MIX CM 1:3
6. WEATHERING COURSE IN BRICK JELLY LIME CONCRETE MORTAR WITH 2 COURSES OF PRESSED TILE TO SLOPE

NOTE :
ALL DIMENSIONS ARE IN METER

SCALE = 1: 100

COLOUR INDEX

PROPOSED
ROAD / STREET
BOUNDARY

ELEVATION - 1

OWNER'S SIGNATURE :

Dr. J. SURESH, M.E., M.E., Ph.D.
Structural Engineer
Plot No. 103, VGP Lawrence, Mettu Street,
Uttaradi, Chennai - 600 119.
Reg. No. SE/11/2024/2/00004
Reg. No. 4000/2023/2/00
Reg. No. 2023/2011/02-01/2024/2/01/2023

STRUCTURAL ENGINEER SIGNATURE:

G.S. RAMESH, M.E.,
Registered Engineer Grade - I
DTCP Chengalpattu,
COLDIST / RE / G+1 / 2022 / 07 / 005
in 1618, Kanthik Street, T.V.K. Nagar,
Chennai - 600 082. Ph :83006 93697

LICENSED SURVEYOR SIGNATURE:

SHEET NO: 10/13

SWP/DTCP/TNJ/TLPA/BP/ No. 37/2026

PLAN SHOWING THE PROPOSED CONSTRUCTION OF HIGH RISE RESIDENTIAL BUILDING CONSISTS OF BASEMENT+ STILT FLOOR +12 FLOORS WITH 105 DWELLING UNITS & AMENITIES BLOCK AT SURVEY NO:222/5, 222/6 ,223/26,223/27,221/17A2 OF NEELAGIRI THERKKU THOTTAM VILLAGE,THANJAVUR TALUK,THANJAVUR DISTRICT

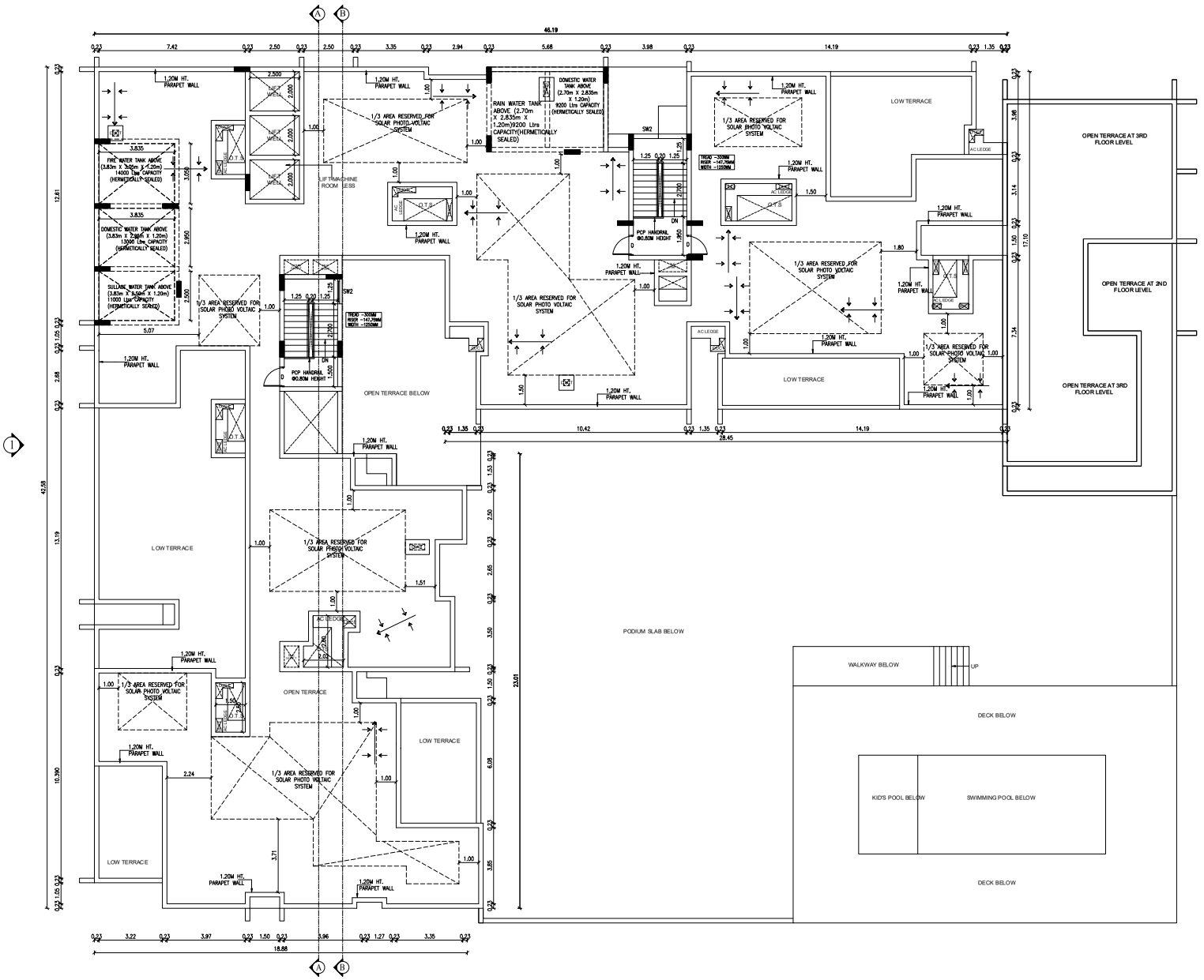

TERRACE FLOOR PLAN

ALL DIMENSIONS ARE IN METER

SCHEDULE OF JOINERY

TYPE	DESCRIPTION	SIZE
MD	MAIN DOOR	1.05 x 2.10
DD	DOOR	1.20 x 2.40
D	DOOR	1.00 x 2.10
D1	DOOR	0.90 x 2.10
D2	DOOR	0.75 x 2.10
FD	FRENCH DOOR	3.00 x 2.10
FD1	FRENCH DOOR	2.60 x 2.10
FD2	FRENCH DOOR	2.55 x 2.10
FD3	FRENCH DOOR	2.40 x 2.10
FD4	FRENCH DOOR	2.20 x 2.10
FD5	FRENCH DOOR	2.15 x 2.10
FD6	FRENCH DOOR	1.60 x 2.10
FD7	FRENCH DOOR	1.62 x 2.10
SD1	SERVICE DOOR	1.20 x 1.80
SD2	SERVICE DOOR	0.90 x 1.80
W1	WINDOW	2.00 x 1.50
W2	WINDOW	1.80 x 1.50
W3	WINDOW	1.50 x 1.50
W4	WINDOW	1.39 x 1.80
W5	WINDOW	1.35 x 1.80
W6	WINDOW	1.21 x 1.80
W7	WINDOW	1.20 x 1.50
W8	WINDOW	1.05 x 1.50
W9	WINDOW	0.90 x 1.50
W10	WINDOW	0.60 x 1.50
KW1	KITCHEN WINDOW	1.28 x 1.05
KW2	KITCHEN WINDOW	1.20 x 1.05
KW3	KITCHEN WINDOW	1.10 x 1.05
KW4	KITCHEN WINDOW	1.00 x 1.05
KW5	KITCHEN WINDOW	0.98 x 1.05
KW6	KITCHEN WINDOW	0.95 x 1.05
SW1	STAIRCASE WINDOW	1.27 x 1.05
SW2	STAIRCASE WINDOW	1.25 x 1.05
V	VENTILATOR	0.60 x 0.60
OP	OPENING	1.50 x 2.10
OP1	OPENING	1.06 x 2.10
OP2	OPENING	1.05 x 2.10
OP3	OPENING	1.00 x 2.10
LD	LIFT DOOR	0.90 x 2.10
RS	ROLLING SHUTTER	1.60 x 2.40
RS1	ROLLING SHUTTER	2.00 x 2.40

SPECIFICATIONS

1. P.C.C : CC1:4:8 IN ALL FOUNDATION
2. FOUNDATION: R.C.C ISOLATE FOUNDATION MIX CC 1:2:4
3. STRUCTURE: R.C.C. FRAMED COLUMNS MIX CC 1:2:4
4. ROOFS: REINFORCE CEMENT CONCRETE MIX CC 1:2:4
5. PLASTERING: WALL OUTER PLASTER MIX CM 1:5, WALL INNER PLASTER MIX CM 1:4, CEILING PLASTER MIX CM 1:3
6. WEATHERING COURSE IN BRICK JELLY LIME CONCRETE MORTAR WITH 2 COURSES OF PRESSED TILE TO SLOPE

NOTE :
ALL DIMENSIONS ARE IN METER

SCALE = 1: 100

COLOUR INDEX

PROPOSED

ROAD / STREET

BOUNDARY

W S N E

TERRACE FLOOR PLAN

OWNER'S SIGNATURE :

Dr. J. SURESH, M.E., M.B., Ph.D
Structural Engineer
Regd. No. 36/11/2021/21059
Valid upto 31.12.2026
Regn.No. CC/DTCP/SE/1/2019/01393

STRUCTURAL ENGINEER SIGNATURE:

G.S. RAMESH, M.E.,
(Registered Engineer Grade - I
DTCP Chengalpattu,
CC/LCST / RE / Gr-I / 2022 / 07 / 005
10/13, Karthik Street, T.V.K. Nagar,
Chennai - 600 082. Ph: 98900 91987

LICENSED SURVEYOR SIGNATURE:

SHEET NO: 09/13

SWP/DTCP/TNJ/TLPA/BP/ No. 37/2026

PLAN SHOWING THE PROPOSED CONSTRUCTION OF HIGH RISE RESIDENTIAL BUILDING CONSISTS OF BASEMENT+ STILT FLOOR +12 FLOORS WITH 105 DWELLING UNITS & AMENITIES BLOCK AT SURVEY NO:222/5, 222/6 ,223/26,223/27,221/17A2 OF NEELAGIRI THERKKU THOTTAM VILLAGE,THANJAVUR TALUK,THANJAVUR DISTRICT

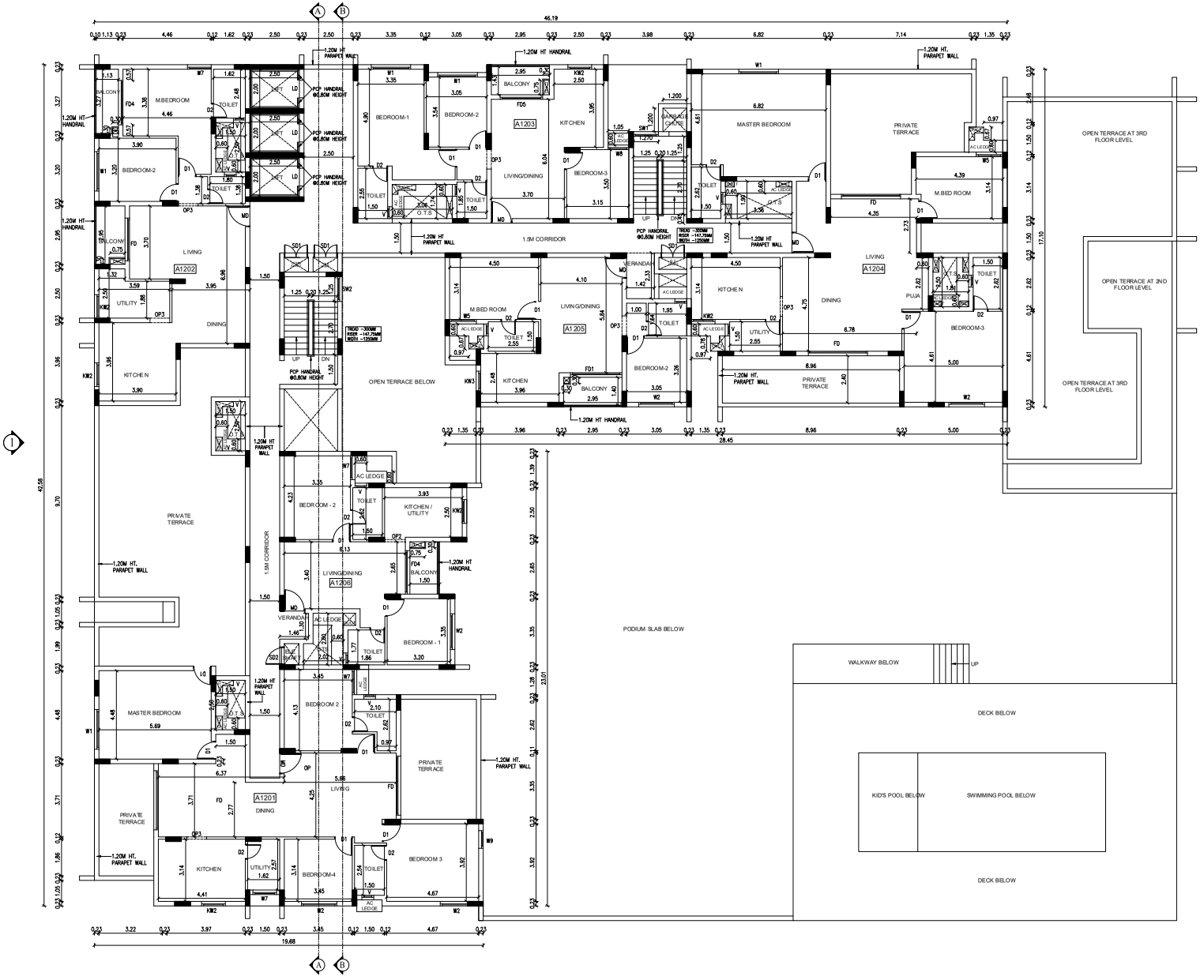

TWELFTH FLOOR PLAN

ALL DIMENSIONS ARE IN METER

SCHEDULE OF JOINERY

TYPE	DESCRIPTION	SIZE
MD	MAIN DOOR	1.05 x 2.10
DD	DOOR	1.20 x 2.40
D	DOOR	1.00 x 2.10
D1	DOOR	0.90 x 2.10
D2	DOOR	0.75 x 2.10
FD	FRENCH DOOR	3.00 x 2.10
FD1	FRENCH DOOR	2.60 x 2.10
FD2	FRENCH DOOR	2.55 x 2.10
FD3	FRENCH DOOR	2.40 x 2.10
FD4	FRENCH DOOR	2.20 x 2.10
FD5	FRENCH DOOR	2.15 x 2.10
FD6	FRENCH DOOR	1.60 x 2.10
FD7	FRENCH DOOR	1.62 x 2.10
SD1	SERVICE DOOR	1.20 x 1.80
SD2	SERVICE DOOR	0.90 x 1.80
W1	WINDOW	2.00 x 1.50
W2	WINDOW	1.80 x 1.50
W3	WINDOW	1.50 x 1.50
W4	WINDOW	1.39 x 1.80
W5	WINDOW	1.35 x 1.80
W6	WINDOW	1.21 x 1.80
W7	WINDOW	1.20 x 1.50
W8	WINDOW	1.05 x 1.50
W9	WINDOW	0.90 x 1.50
W10	WINDOW	0.60 x 1.50
KW1	KITCHEN WINDOW	1.28 x 1.05
KW2	KITCHEN WINDOW	1.20 x 1.05
KW3	KITCHEN WINDOW	1.10 x 1.05
KW4	KITCHEN WINDOW	1.00 x 1.05
KW5	KITCHEN WINDOW	0.98 x 1.05
KW6	KITCHEN WINDOW	0.95 x 1.05
SW1	STAIRCASE WINDOW	1.27 x 1.05
SW2	STAIRCASE WINDOW	1.25 x 1.05
V	VENTILATOR	0.60 x 0.60
OP	OPENING	1.50 x 2.10
OP1	OPENING	1.06 x 2.10
OP2	OPENING	1.05 x 2.10
OP3	OPENING	1.00 x 2.10
LD	LIFT DOOR	0.90 x 2.10
RS	ROLLING SHUTTER	1.60 x 2.40
RS1	ROLLING SHUTTER	2.00 x 2.40

SPECIFICATIONS

1. P.C.C : CC1:4:8 IN ALL FOUNDATION
2. FOUNDATION: R.C.C ISOLATE FOUNDATION MIX CC 1:2:4
3. STRUCTURE: R.C.C. FRAMED COLUMNS MIX CC 1:2:4
4. ROOFS: REINFORCE CEMENT CONCRETE MIX CC 1:2:4
5. PLASTERING: WALL OUTER PLASTER MIX CM 1:5, WALL INNER PLASTER MIX CM 1:4, CEILING PLASTER MIX CM 1:3
6. WEATHERING COURSE IN BRICK JELLY LIME CONCRETE MORTAR WITH 2 COURSES OF PRESSED TILE TO SLOPE

NOTE :
ALL DIMENSIONS ARE IN METER

SCALE = 1: 100

COLOUR INDEX

PROPOSED

ROAD / STREET

BOUNDARY

W
S
N
E

TWELFTH FLOOR PLAN

OWNER'S SIGNATURE :

Dr. J. SURESH, M.E., M.B., Ph.D
Structural Engineer
Rights, Number 2, Model Street,
Uthandi, Chennai - 600 119.
Reg. No. SE/1/2021/21/0004
Valid upto 31.12.2026
Aadhar No. 334855180161 / 2004 07 0001

STRUCTURAL ENGINEER SIGNATURE:

G.S. RAMESH, M.E.,
(R)-Licensed Engineer Grade - I
DTCP Chengalpattu,
COLDIST / RE / Gr-I / 2022 / 07 / 005
10/43, Karthik Street, T.N.K. Nagar,
Chennai - 600 092. Ph: 98860 91887

LICENSED SURVEYOR SIGNATURE:

SHEET NO: 08/13

SWP/DTCP/TNJ/TLPA/BP/ No. 37/2026

PLAN SHOWING THE PROPOSED CONSTRUCTION OF HIGH RISE RESIDENTIAL BUILDING CONSISTS OF BASEMENT+ STILT FLOOR +12 FLOORS WITH 105 DWELLING UNITS & AMENITIES BLOCK AT SURVEY NO:222/5, 222/6 ,223/26,223/27,221/17A2 OF NEELAGIRI THERKKU THOTTAM VILLAGE,THANJAVUR TALUK,THANJAVUR DISTRICT

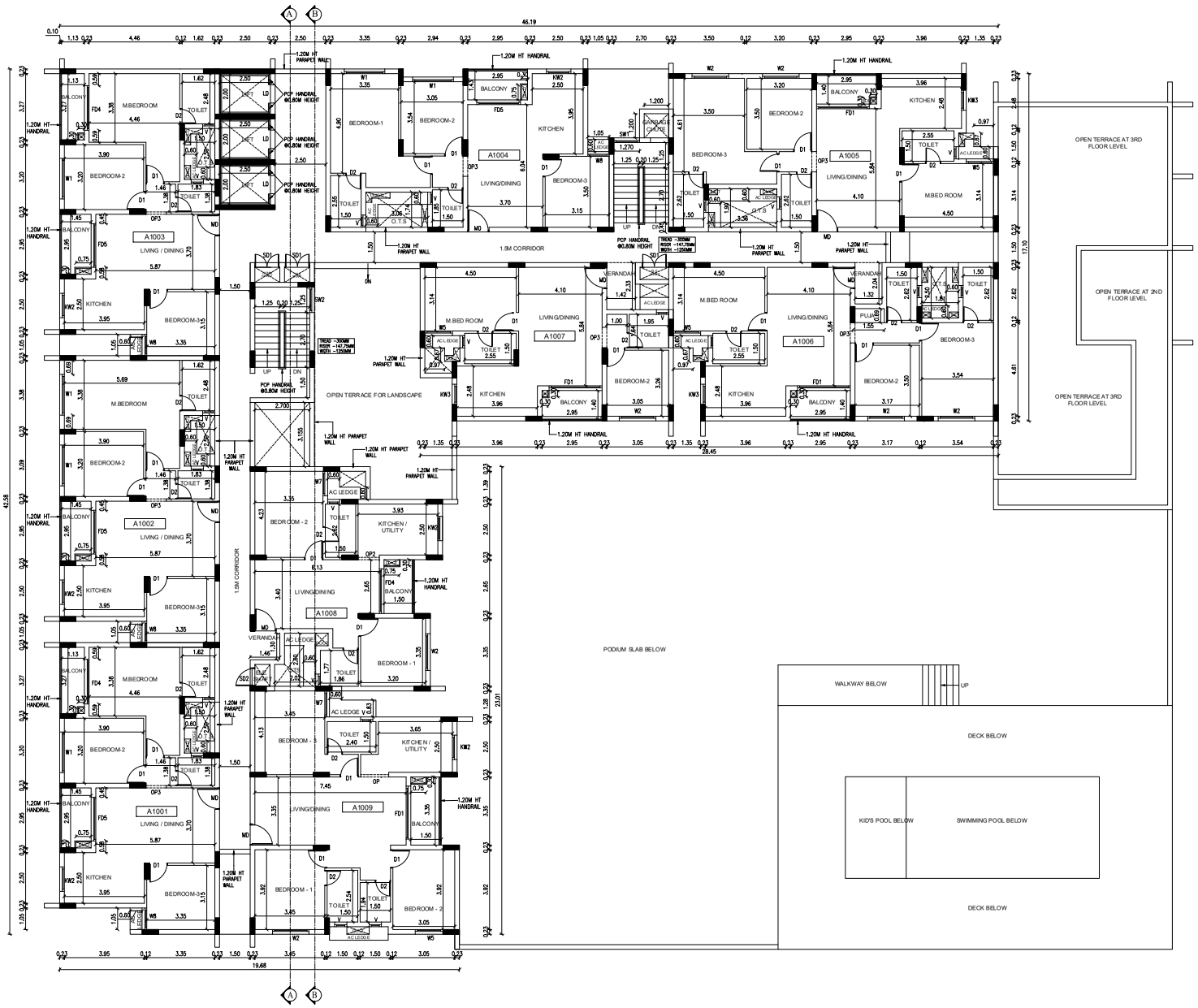

10TH FLOOR PLAN

ALL DIMENSIONS ARE IN METER

SCHEDULE OF JOINERY

TYPE	DESCRIPTION	SIZE
MD	MAIN DOOR	1.05 x 2.10
DD	DOOR	1.20 x 2.40
D	DOOR	1.00 x 2.10
D1	DOOR	0.90 x 2.10
D2	DOOR	0.75 x 2.10
FD	FRENCH DOOR	3.00 x 2.10
FD1	FRENCH DOOR	2.60 x 2.10
FD2	FRENCH DOOR	2.55 x 2.10
FD3	FRENCH DOOR	2.40 x 2.10
FD4	FRENCH DOOR	2.20 x 2.10
FD5	FRENCH DOOR	2.15 x 2.10
FD6	FRENCH DOOR	1.60 x 2.10
FD7	FRENCH DOOR	1.62 x 2.10
SD1	SERVICE DOOR	1.20 x 1.80
SD2	SERVICE DOOR	0.90 x 1.80
W1	WINDOW	2.00 x 1.50
W2	WINDOW	1.80 x 1.50
W3	WINDOW	1.50 x 1.50
W4	WINDOW	1.39 x 1.80
W5	WINDOW	1.35 x 1.80
W6	WINDOW	1.21 x 1.80
W7	WINDOW	1.20 x 1.50
W8	WINDOW	1.05 x 1.50
W9	WINDOW	0.90 x 1.50
W10	WINDOW	0.60 x 1.50
KW1	KITCHEN WINDOW	1.28 x 1.05
KW2	KITCHEN WINDOW	1.20 x 1.05
KW3	KITCHEN WINDOW	1.10 x 1.05
KW4	KITCHEN WINDOW	1.00 x 1.05
KW5	KITCHEN WINDOW	0.98 x 1.05
KW6	KITCHEN WINDOW	0.95 x 1.05
SW1	STAIRCASE WINDOW	1.27 x 1.05
SW2	STAIRCASE WINDOW	1.25 x 1.05
V	VENTILATOR	0.60 x 0.60
OP	OPENING	1.50 x 2.10
OP1	OPENING	1.06 x 2.10
OP2	OPENING	1.05 x 2.10
OP3	OPENING	1.00 x 2.10
LD	LIFT DOOR	0.90 x 2.10
RS	ROLLING SHUTTER	1.60 x 2.40
RS1	ROLLING SHUTTER	2.00 x 2.40

SPECIFICATIONS

1. P.C.C : CC1:4:8 IN ALL FOUNDATION
2. FOUNDATION: R.C.C ISOLATE FOUNDATION MIX CC 1:2:4
3. STRUCTURE: R.C.C. FRAMED COLUMNS MIX CC 1:2:4
4. ROOFS: REINFORCE CEMENT CONCRETE MIX CC 1:2:4
5. PLASTERING: WALL OUTER PLASTER MIX CM 1:5, WALL INNER PLASTER MIX CM 1:4, CEILING PLASTER MIX CM 1:3
6. WEATHERING COURSE IN BRICK JELLY LIME CONCRETE MORTAR WITH 2 COURSES OF PRESSED TILE TO SLOPE

NOTE :
ALL DIMENSIONS ARE IN METER

SCALE = 1: 100

COLOUR INDEX

PROPOSED

ROAD / STREET

BOUNDARY

W S N E

10TH FLOOR PLAN

OWNER'S SIGNATURE :

Dr. J. SURESH, M.E., M.B., Ph.D
Structural Engineer
Rajaraja Nagar, Main Road,
Uthandi, Chennai - 600 119.
Reg. No. SE/1/2021/21059
Valid upto 31.12.2026
Aadhar No. 334811181241 Ph: 9789981881

STRUCTURAL ENGINEER SIGNATURE:

G.S. RAMESH, M.E.,
Registered Engineer Grade - I
DTCP Chengalpattu,
COLDIST / RE / Gr-I / 2022 / 07 / 005
1018, Karthik Street, TVK. Nagar,
Chennai - 600 082. Ph: 93800 91887

LICENSED SURVEYOR SIGNATURE:

SWP/DTCP/TNJ/TLPA/BP/ No. 37/2026

PLAN SHOWING THE PROPOSED CONSTRUCTION OF HIGH RISE RESIDENTIAL BUILDING CONSISTS OF BASEMENT+ STILT FLOOR +12 FLOORS WITH 105 DWELLING UNITS & AMENITIES BLOCK AT SURVEY NO:222/5, 222/6 ,223/26,223/27,221/17A2 OF NEELAGIRI THERKKU THOTTAM VILLAGE,THANJAVUR TALUK,THANJAVUR DISTRICT

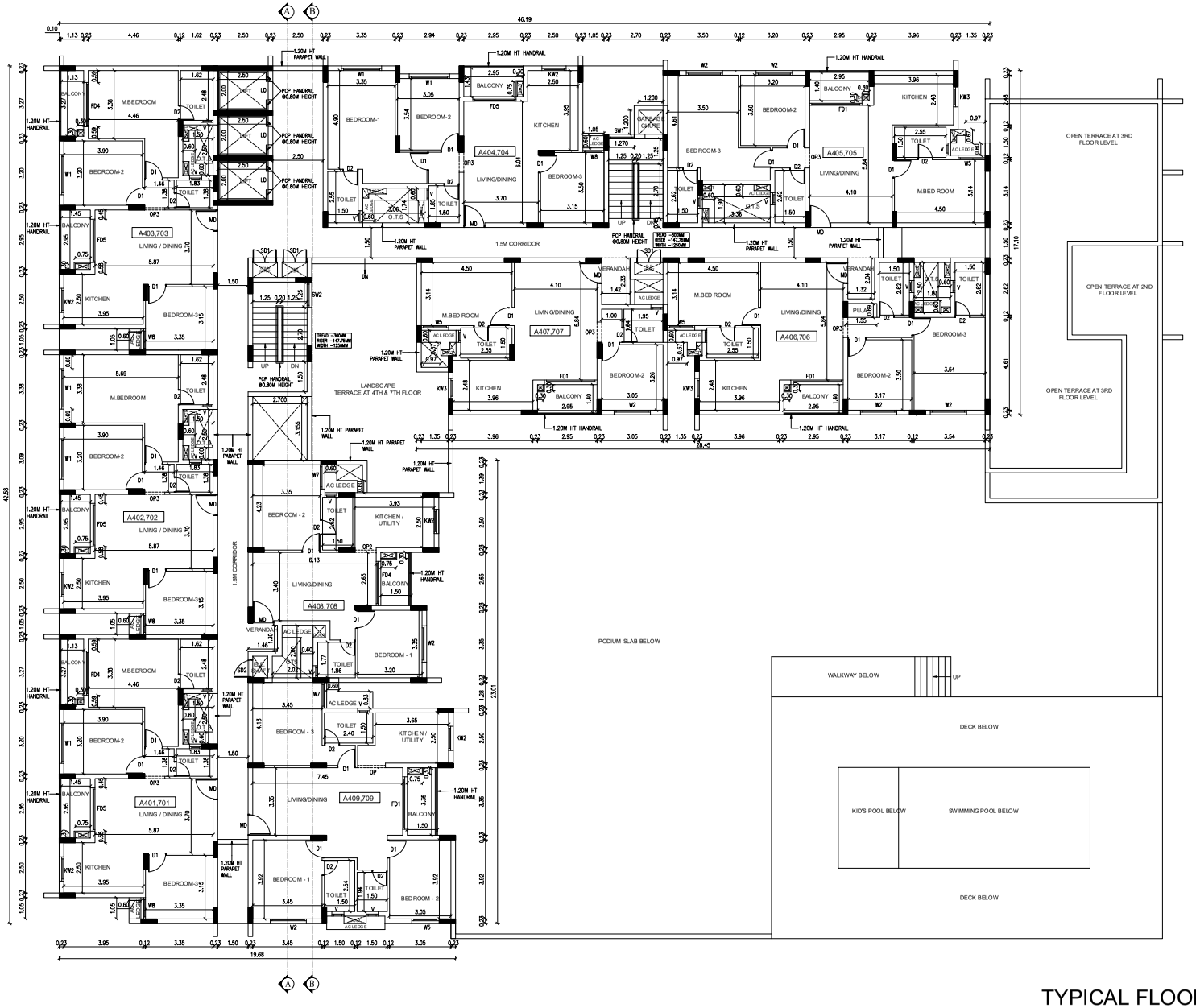

TYPICAL FLOOR PLAN
(4TH,7TH FLOOR PLAN)

ALL DIMENSIONS ARE IN METER

SCHEDULE OF JOINERY

TYPE	DESCRIPTION	SIZE
MD	MAIN DOOR	1.05 x 2.10
DD	DOOR	1.20 x 2.40
D	DOOR	1.00 x 2.10
D1	DOOR	0.90 x 2.10
D2	DOOR	0.75 x 2.10
FD	FRENCH DOOR	3.00 x 2.10
FD1	FRENCH DOOR	2.60 x 2.10
FD2	FRENCH DOOR	2.55 x 2.10
FD3	FRENCH DOOR	2.40 x 2.10
FD4	FRENCH DOOR	2.20 x 2.10
FD5	FRENCH DOOR	2.15 x 2.10
FD6	FRENCH DOOR	1.60 x 2.10
FD7	FRENCH DOOR	1.62 x 2.10
SD1	SERVICE DOOR	1.20 x 1.80
SD2	SERVICE DOOR	0.90 x 1.80
W1	WINDOW	2.00 x 1.50
W2	WINDOW	1.80 x 1.50
W3	WINDOW	1.50 x 1.50
W4	WINDOW	1.39 x 1.80
W5	WINDOW	1.35 x 1.80
W6	WINDOW	1.21 x 1.80
W7	WINDOW	1.20 x 1.50
W8	WINDOW	1.05 x 1.50
W9	WINDOW	0.90 x 1.50
W10	WINDOW	0.60 x 1.50
KW1	KITCHEN WINDOW	1.28 x 1.05
KW2	KITCHEN WINDOW	1.20 x 1.05
KW3	KITCHEN WINDOW	1.10 x 1.05
KW4	KITCHEN WINDOW	1.00 x 1.05
KW5	KITCHEN WINDOW	0.98 x 1.05
KW6	KITCHEN WINDOW	0.95 x 1.05
SW1	STAIRCASE WINDOW	1.27 x 1.05
SW2	STAIRCASE WINDOW	1.25 x 1.05
V	VENTILATOR	0.60 x 0.60
OP	OPENING	1.50 x 2.10
OP1	OPENING	1.06 x 2.10
OP2	OPENING	1.05 x 2.10
OP3	OPENING	1.00 x 2.10
LD	LIFT DOOR	0.90 x 2.10
RS	ROLLING SHUTTER	1.60 x 2.40
RS1	ROLLING SHUTTER	2.00 x 2.40

SPECIFICATIONS

1. P.C.C : CC1:4:8 IN ALL FOUNDATION
2. FOUNDATION: R.C.C ISOLATE FOUNDATION MIX CC 1:2:4
3. STRUCTURE: R.C.C. FRAMED COLUMNS MIX CC 1:2:4
4. ROOFS: REINFORCE CEMENT CONCRETE MIX CC 1:2:4
5. PLASTERING: WALL OUTER PLASTER MIX CM 1:5, WALL INNER PLASTER MIX CM 1:4, CEILING PLASTER MIX CM 1:3
6. WEATHERING COURSE IN BRICK JELLY LIME CONCRETE MORTAR WITH 2 COURSES OF PRESSED TILE TO SLOPE

NOTE :
ALL DIMENSIONS ARE IN METER

SCALE = 1: 100

COLOUR INDEX

PROPOSED

ROAD / STREET

BOUNDARY

W S N E

TYPICAL FLOOR PLAN
(4TH,7TH FLOOR PLAN)

OWNER'S SIGNATURE :

Dr. J. SURESH, M.E., M.B., Ph.D
Structural Engineer
Rights, Structural Engineering, Model Street, Ullundi, Chennai - 600 115.
Reg. No. SE/1/2021/21/0004
Valid upto 31.12.2026
Aadhar No. 314811181161/2004/01880

STRUCTURAL ENGINEER SIGNATURE:

G.S. RAMESH, M.E.,
Registered Engineer Grade - I
DTCP Chengalpattu,
CGLDST / RE / Gr-I / 2022 / 07 / 005
1018, Karthik Street, TVK, Nagar,
Chennai - 600 082. Ph: 98860 91887

LICENSED SURVEYOR SIGNATURE:

SHEET NO: 06/13

SWP/DTCP/TNJ/TLPA/BP/ No. 37/2026

PLAN SHOWING THE PROPOSED CONSTRUCTION OF HIGH RISE RESIDENTIAL BUILDING CONSISTS OF BASEMENT+ STILT FLOOR +12 FLOORS WITH 105 DWELLING UNITS & AMENITIES BLOCK AT SURVEY NO:222/5, 222/6 ,223/26,223/27,221/17A2 OF NEELAGIRI THERKKU THOTTAM VILLAGE,THANJAVUR TALUK,THANJAVUR DISTRICT

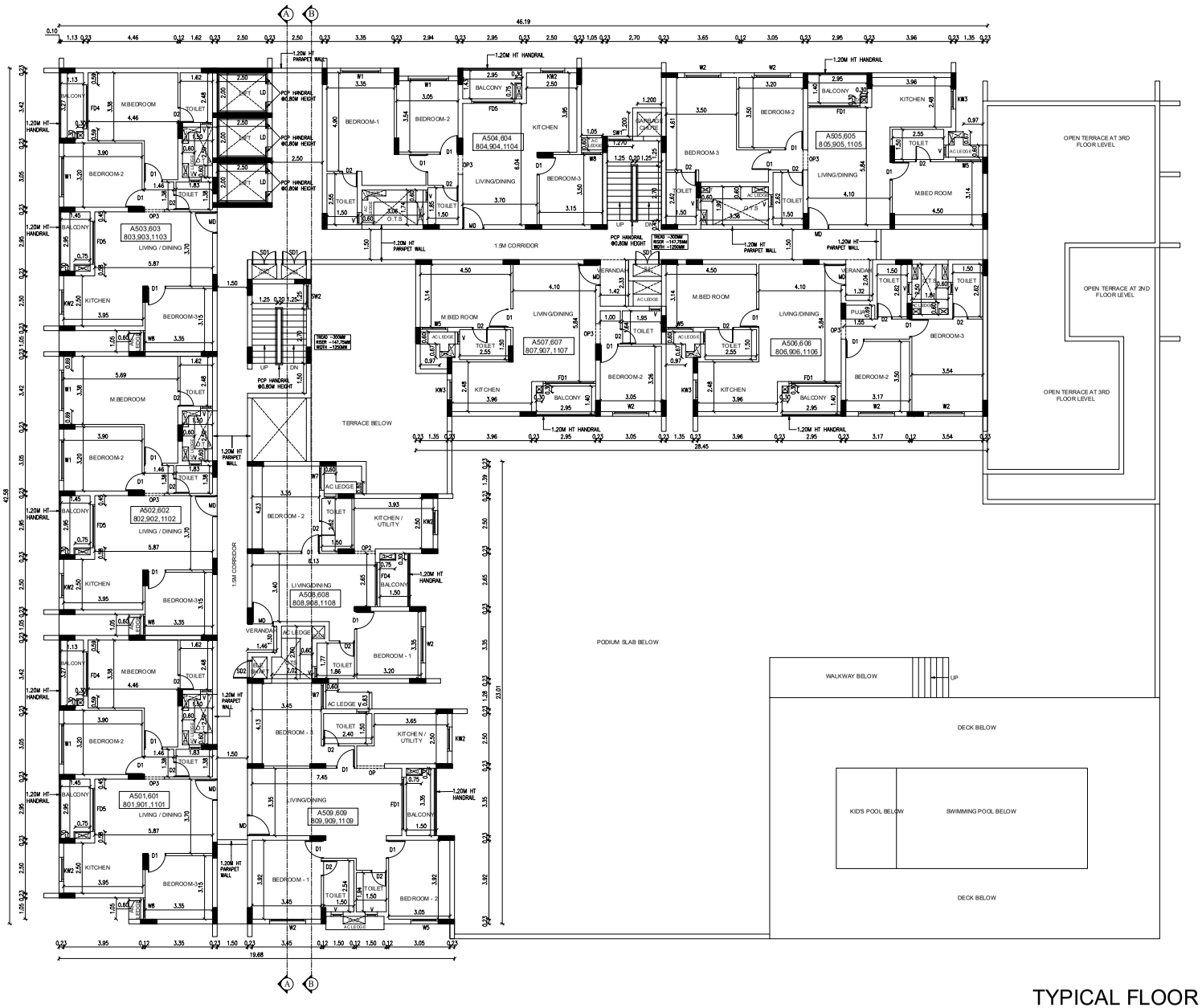

TYPICAL FLOOR PLAN
(5TH,6TH,8TH 9TH,11TH FLOOR PLAN)

ALL DIMENSIONS ARE IN METER

SCHEDULE OF JOINERY

TYPE	DESCRIPTION	SIZE
MD	MAIN DOOR	1.05 x 2.10
DD	DOOR	1.20 x 2.40
D	DOOR	1.00 x 2.10
D1	DOOR	0.90 x 2.10
D2	DOOR	0.75 x 2.10
FD	FRENCH DOOR	3.00 x 2.10
FD1	FRENCH DOOR	2.60 x 2.10
FD2	FRENCH DOOR	2.55 x 2.10
FD3	FRENCH DOOR	2.40 x 2.10
FD4	FRENCH DOOR	2.20 x 2.10
FD5	FRENCH DOOR	2.15 x 2.10
FD6	FRENCH DOOR	1.60 x 2.10
FD7	FRENCH DOOR	1.62 x 2.10
SD1	SERVICE DOOR	1.20 x 1.80
SD2	SERVICE DOOR	0.90 x 1.80
W1	WINDOW	2.00 x 1.50
W2	WINDOW	1.80 x 1.50
W3	WINDOW	1.50 x 1.50
W4	WINDOW	1.39 x 1.80
W5	WINDOW	1.35 x 1.80
W6	WINDOW	1.21 x 1.80
W7	WINDOW	1.20 x 1.50
W8	WINDOW	1.05 x 1.50
W9	WINDOW	0.90 x 1.50
W10	WINDOW	0.60 x 1.50
KW1	KITCHEN WINDOW	1.28 x 1.05
KW2	KITCHEN WINDOW	1.20 x 1.05
KW3	KITCHEN WINDOW	1.10 x 1.05
KW4	KITCHEN WINDOW	1.00 x 1.05
KW5	KITCHEN WINDOW	0.98 x 1.05
KW6	KITCHEN WINDOW	0.95 x 1.05
SW1	STAIRCASE WINDOW	1.27 x 1.05
SW2	STAIRCASE WINDOW	1.25 x 1.05
V	VENTILATOR	0.60 x 0.60
OP	OPENING	1.50 x 2.10
OP1	OPENING	1.06 x 2.10
OP2	OPENING	1.05 x 2.10
OP3	OPENING	1.00 x 2.10
LD	LIFT DOOR	0.90 x 2.10
RS	ROLLING SHUTTER	1.60 x 2.40
RS1	ROLLING SHUTTER	2.00 x 2.40

SPECIFICATIONS

1. P.C.C : CC1:4:8 IN ALL FOUNDATION
2. FOUNDATION: R.C.C ISOLATE FOUNDATION MIX CC 1:2:4
3. STRUCTURE: R.C.C. FRAMED COLUMNS MIX CC 1:2:4
4. ROOFS: REINFORCE CEMENT CONCRETE MIX CC 1:2:4
5. PLASTERING: WALL OUTER PLASTER MIX CM 1:5, WALL INNER PLASTER MIX CM 1:4, CEILING PLASTER MIX CM 1:3
6. WEATHERING COURSE IN BRICK JELLY LIME CONCRETE MORTAR WITH 2 COURSES OF PRESSED TILE TO SLOPE

NOTE :
ALL DIMENSIONS ARE IN METER

SCALE = 1: 100

COLOUR INDEX

PROPOSED

ROAD / STREET

BOUNDARY

W S N E

TYPICAL FLOOR PLAN
(5TH,6TH,8TH 9TH,11TH FLOOR PLAN)

OWNER'S SIGNATURE :

Dr. J. SURESH, M.E., M.B., Ph.D
Structural Engineer
Rights, Buildings, Metro Street,
Ulsoor, Chennai - 600 113.
Reg. No. SE/1/2021/21/0004
Valid upto 31.12.2026
Aadhar No. 2xxx 8911 5614 / 2004 01 003

STRUCTURAL ENGINEER SIGNATURE:

G.S. RAMESH, M.E.,
Registered Engineer Grade - I
DTCP Chengalpattu,
COLOST / RE / Gr-I / 2022 / 07 / 005
10/13, Karthik Street, T.V.K. Nagar,
Chennai - 600 082. Ph: 98900 91987

LICENSED SURVEYOR SIGNATURE:

SWP/DTCP/TNJ/TLPA/BP/ No. 37/2026

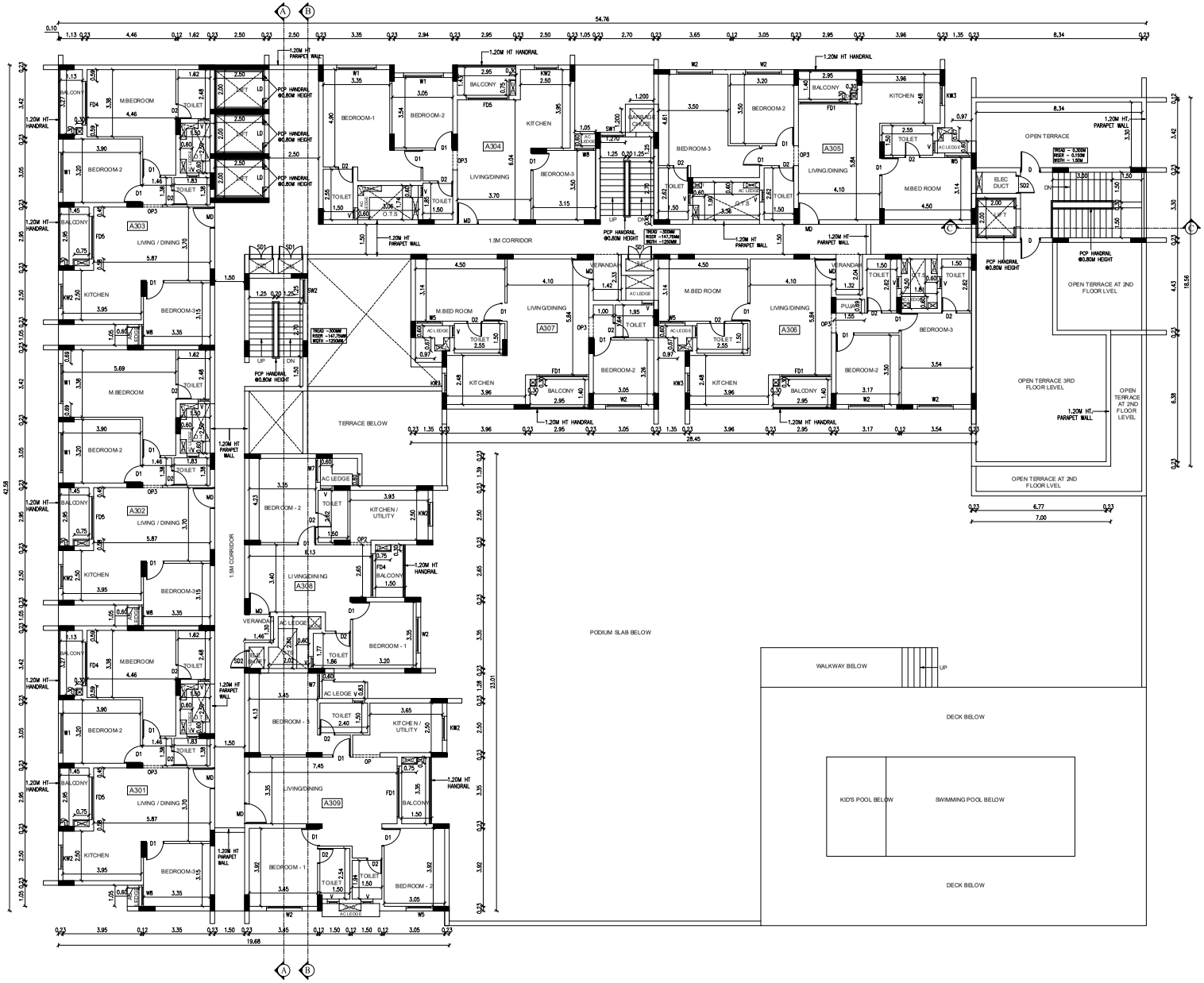

3RD FLOOR PLAN

SHEET NO: 05/13

PLAN SHOWING THE PROPOSED CONSTRUCTION OF HIGH RISE RESIDENTIAL BUILDING CONSISTS OF BASEMENT+ STILT FLOOR +12 FLOORS WITH 105 DWELLING UNITS & AMENITIES BLOCK AT SURVEY NO:222/5, 222/6 ,223/26,223/27,221/17A2 OF NEELAGIRI THERKKU THOTTAM VILLAGE,THANJAVUR TALUK,THANJAVUR DISTRICT

ALL DIMENSIONS ARE IN METER

SCHEDULE OF JOINERY

TYPE	DESCRIPTION	SIZE
MD	MAIN DOOR	1.05 x 2.10
DD	DOOR	1.20 x 2.40
D	DOOR	1.00 x 2.10
D1	DOOR	0.90 x 2.10
D2	DOOR	0.75 x 2.10
FD	FRENCH DOOR	3.00 x 2.10
FD1	FRENCH DOOR	2.60 x 2.10
FD2	FRENCH DOOR	2.55 x 2.10
FD3	FRENCH DOOR	2.40 x 2.10
FD4	FRENCH DOOR	2.20 x 2.10
FD5	FRENCH DOOR	2.15 x 2.10
FD6	FRENCH DOOR	1.60 x 2.10
FD7	FRENCH DOOR	1.62 x 2.10
SD1	SERVICE DOOR	1.20 x 1.80
SD2	SERVICE DOOR	0.90 x 1.80
W1	WINDOW	2.00 x 1.50
W2	WINDOW	1.80 x 1.50
W3	WINDOW	1.50 x 1.50
W4	WINDOW	1.39 x 1.80
W5	WINDOW	1.35 x 1.80
W6	WINDOW	1.21 x 1.80
W7	WINDOW	1.20 x 1.50
W8	WINDOW	1.05 x 1.50
W9	WINDOW	0.90 x 1.50
W10	WINDOW	0.60 x 1.50
KW1	KITCHEN WINDOW	1.28 x 1.05
KW2	KITCHEN WINDOW	1.20 x 1.05
KW3	KITCHEN WINDOW	1.10 x 1.05
KW4	KITCHEN WINDOW	1.00 x 1.05
KW5	KITCHEN WINDOW	0.98 x 1.05
KW6	KITCHEN WINDOW	0.95 x 1.05
SW1	STAIRCASE WINDOW	1.27 x 1.05
SW2	STAIRCASE WINDOW	1.25 x 1.05
V	VENTILATOR	0.60 x 0.60
OP	OPENING	1.50 x 2.10
OP1	OPENING	1.06 x 2.10
OP2	OPENING	1.05 x 2.10
OP3	OPENING	1.00 x 2.10
LD	LIFT DOOR	0.90 x 2.10
RS	ROLLING SHUTTER	1.60 x 2.40
RS1	ROLLING SHUTTER	2.00 x 2.40

SPECIFICATIONS

1. P.C.C : CC1:4:8 IN ALL FOUNDATION
2. FOUNDATION: R.C.C ISOLATE FOUNDATION MIX CC 1:2:4
3. STRUCTURE: R.C.C. FRAMED COLUMNS MIX CC 1:2:4
4. ROOFS: REINFORCE CEMENT CONCRETE MIX CC 1:2:4
5. PLASTERING: WALL OUTER PLASTER MIX CM 1:5, WALL INNER PLASTER MIX CM 1:4, CEILING PLASTER MIX CM 1:3
6. WEATHERING COURSE IN BRICK JELLY LIME CONCRETE MORTAR WITH 2 COURSES OF PRESSED TILE TO SLOPE

NOTE :
ALL DIMENSIONS ARE IN METER

SCALE = 1: 100

COLOUR INDEX

PROPOSED

ROAD / STREET

BOUNDARY

W S N E

3RD FLOOR PLAN

OWNER'S SIGNATURE :

Dr. J. SURESH, M.E., M.S., Ph.D
Structural Engineer
Rajraj Nagar, Main Road, Uthandi, Chennai - 600 119.
Reg. No. SE/1/2021/21/0059
Valid upto 31.12.2026
Aadhar No. 2248 5510 6510 / 2004 0019 880

STRUCTURAL ENGINEER SIGNATURE:

G.S. RAMESH, M.E.,
Registered Engineer Grade - I
DTCP Chengalpattu,
CGLDST / RE / Gr-I / 2022 / 07 / 005
1018, Karthik Street, T.N.H. Nagar,
Chennai - 600 082. Ph: 98860 91987

LICENSED SURVEYOR SIGNATURE:

SHEET NO: 04/13

SWP/DTCP/TNJ/TLPA/BP/ No. 37/2026

PLAN SHOWING THE PROPOSED CONSTRUCTION OF HIGH RISE RESIDENTIAL BUILDING CONSISTS OF BASEMENT+ STILT FLOOR +12 FLOORS WITH 105 DWELLING UNITS & AMENITIES BLOCK AT SURVEY NO:222/5, 222/6 ,223/26,223/27,221/17A2 OF NEELAGIRI THERKKU THOTTAM VILLAGE,THANJAVUR TALUK,THANJAVUR DISTRICT

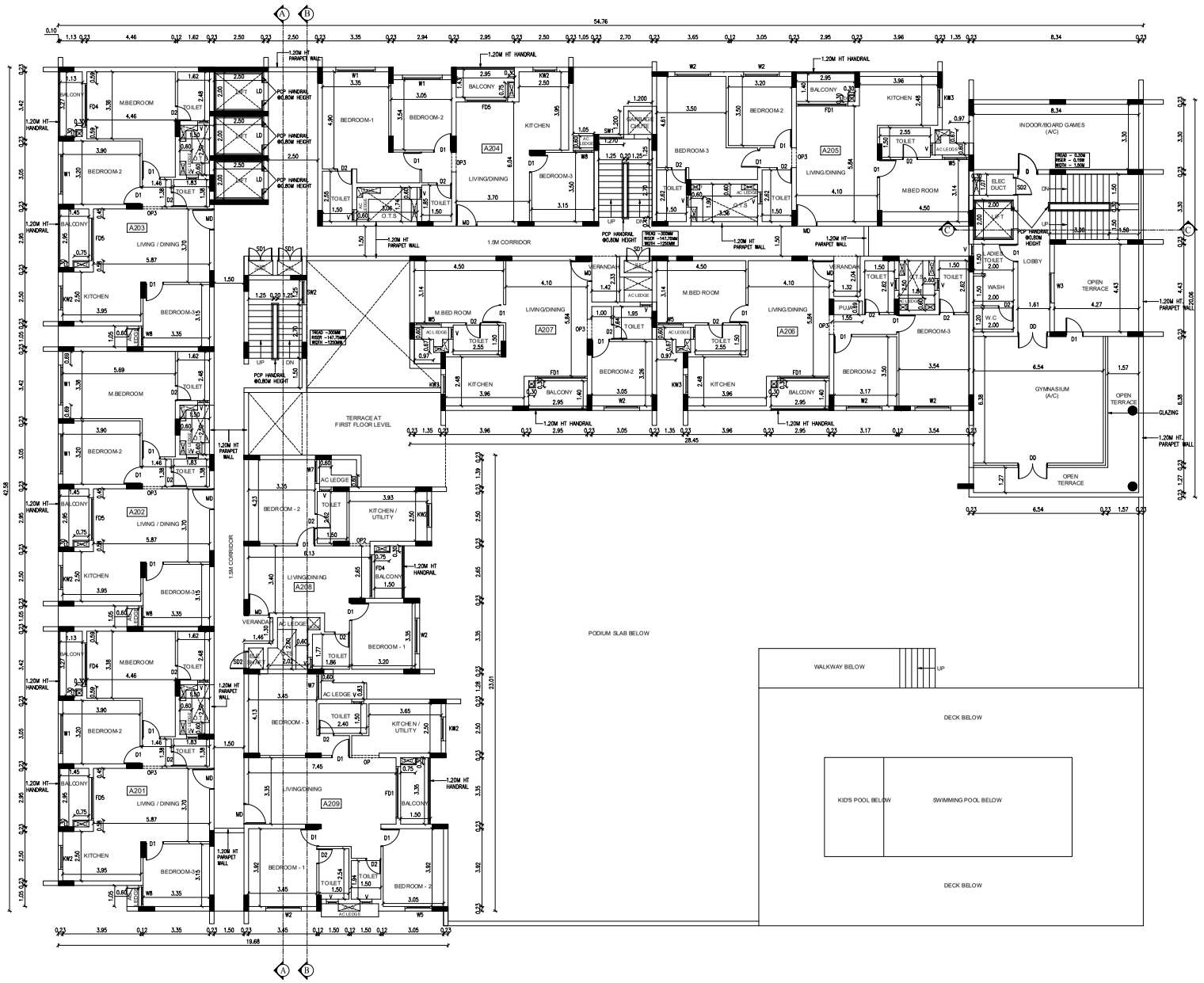

SECOND FLOOR PLAN

ALL DIMENSIONS ARE IN METER

SCHEDULE OF JOINERY

TYPE	DESCRIPTION	SIZE
MD	MAIN DOOR	1.05 x 2.10
DD	DOOR	1.20 x 2.40
D	DOOR	1.00 x 2.10
D1	DOOR	0.90 x 2.10
D2	DOOR	0.75 x 2.10
FD	FRENCH DOOR	3.00 x 2.10
FD1	FRENCH DOOR	2.60 x 2.10
FD2	FRENCH DOOR	2.55 x 2.10
FD3	FRENCH DOOR	2.40 x 2.10
FD4	FRENCH DOOR	2.20 x 2.10
FD5	FRENCH DOOR	2.15 x 2.10
FD6	FRENCH DOOR	1.60 x 2.10
FD7	FRENCH DOOR	1.62 x 2.10
SD1	SERVICE DOOR	1.20 x 1.80
SD2	SERVICE DOOR	0.90 x 1.80
W1	WINDOW	2.00 x 1.50
W2	WINDOW	1.80 x 1.50
W3	WINDOW	1.50 x 1.50
W4	WINDOW	1.39 x 1.80
W5	WINDOW	1.35 x 1.80
W6	WINDOW	1.21 x 1.80
W7	WINDOW	1.20 x 1.50
W8	WINDOW	1.05 x 1.50
W9	WINDOW	0.90 x 1.50
W10	WINDOW	0.60 x 1.50
KW1	KITCHEN WINDOW	1.28 x 1.05
KW2	KITCHEN WINDOW	1.20 x 1.05
KW3	KITCHEN WINDOW	1.10 x 1.05
KW4	KITCHEN WINDOW	1.00 x 1.05
KW5	KITCHEN WINDOW	0.98 x 1.05
KW6	KITCHEN WINDOW	0.95 x 1.05
SW1	STAIRCASE WINDOW	1.27 x 1.05
SW2	STAIRCASE WINDOW	1.25 x 1.05
V	VENTILATOR	0.60 x 0.60
OP	OPENING	1.50 x 2.10
OP1	OPENING	1.06 x 2.10
OP2	OPENING	1.05 x 2.10
OP3	OPENING	1.00 x 2.10
LD	LIFT DOOR	0.90 x 2.10
RS	ROLLING SHUTTER	1.60 x 2.40
RS1	ROLLING SHUTTER	2.00 x 2.40

SPECIFICATIONS

1. P.C.C : CC1:4:8 IN ALL FOUNDATION
2. FOUNDATION: R.C.C ISOLATE FOUNDATION MIX CC 1:2:4
3. STRUCTURE: R.C.C. FRAMED COLUMNS MIX CC 1:2:4
4. ROOFS: REINFORCE CEMENT CONCRETE MIX CC 1:2:4
5. PLASTERING: WALL OUTER PLASTER MIX CM 1:5, WALL INNER PLASTER MIX CM 1:4, CEILING PLASTER MIX CM 1:3
6. WEATHERING COURSE IN BRICK JELLY LIME CONCRETE MORTAR WITH 2 COURSES OF PRESSED TILE TO SLOPE

NOTE :
ALL DIMENSIONS ARE IN METER

SCALE = 1: 100

COLOUR INDEX

PROPOSED

ROAD / STREET

BOUNDARY

W
S
N
E

SECOND FLOOR PLAN

OWNER'S SIGNATURE :

Dr. J. SURESH, M.E., M.S., Ph.D
Structural Engineer
Rajraj Nagar, Main Road, Mahal Street, Uthandi, Chennai - 600 119.
Reg. No. SE/1/2021/21/0004
Valid upto 31.12.2026
Aadhar No. 2248 5510 6510 / 2004 0019

STRUCTURAL ENGINEER SIGNATURE:

G.S. RAMESH, M.E.,
Registered Engineer Grade - I
DTCP Chengalpattu,
COLOIST / RE / Gr-I / 2022 / 07 / 005
1018, Karthik Street, TVK. Nagar,
Chennai - 600 082. Ph: 98860 91887

LICENSED SURVEYOR SIGNATURE:

SHEET NO: 03/13

SWP/DTCP/TNJ/TLPA/BP/ No. 37/2026

PLAN SHOWING THE PROPOSED CONSTRUCTION OF HIGH RISE RESIDENTIAL BUILDING CONSISTS OF BASEMENT+ STILT FLOOR +12 FLOORS WITH 105 DWELLING UNITS & AMENITIES BLOCK AT SURVEY NO:222/5, 222/6 ,223/26,223/27,221/17A2 OF NEELAGIRI THERKKU THOTTAM VILLAGE,THANJAVUR TALUK,THANJAVUR DISTRICT

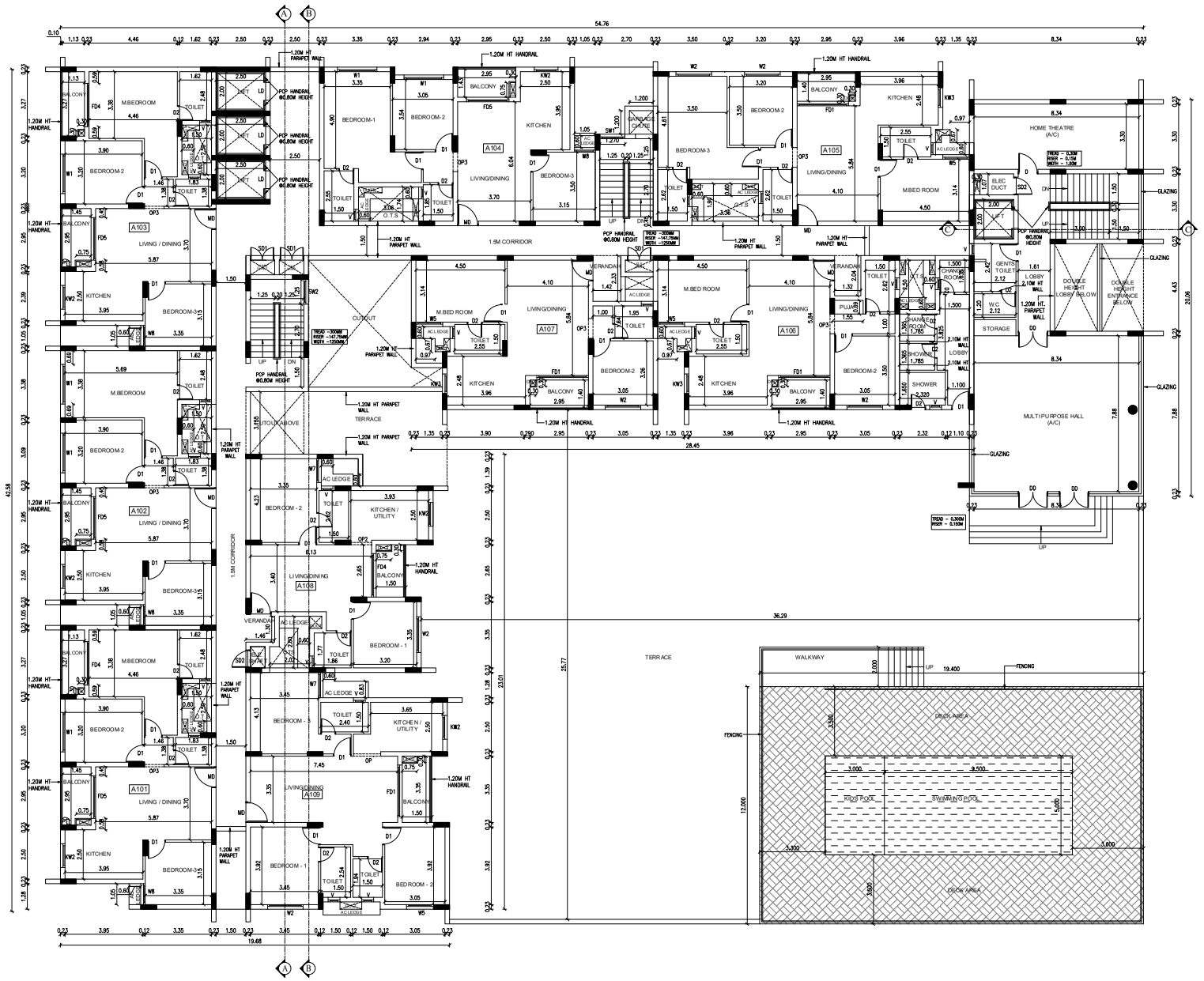

FIRST FLOOR PLAN

ALL DIMENSIONS ARE IN METER

SCHEDULE OF JOINERY

TYPE	DESCRIPTION	SIZE
MD	MAIN DOOR	1.05 x 2.10
DD	DOOR	1.20 x 2.40
D	DOOR	1.00 x 2.10
D1	DOOR	0.90 x 2.10
D2	DOOR	0.75 x 2.10
FD	FRENCH DOOR	3.00 x 2.10
FD1	FRENCH DOOR	2.60 x 2.10
FD2	FRENCH DOOR	2.55 x 2.10
FD3	FRENCH DOOR	2.40 x 2.10
FD4	FRENCH DOOR	2.20 x 2.10
FD5	FRENCH DOOR	2.15 x 2.10
FD6	FRENCH DOOR	1.60 x 2.10
FD7	FRENCH DOOR	1.62 x 2.10
SD1	SERVICE DOOR	1.20 x 1.80
SD2	SERVICE DOOR	0.90 x 1.80
W1	WINDOW	2.00 x 1.50
W2	WINDOW	1.80 x 1.50
W3	WINDOW	1.50 x 1.50
W4	WINDOW	1.39 x 1.80
W5	WINDOW	1.35 x 1.80
W6	WINDOW	1.21 x 1.80
W7	WINDOW	1.20 x 1.50
W8	WINDOW	1.05 x 1.50
W9	WINDOW	0.90 x 1.50
W10	WINDOW	0.60 x 1.50
KW1	KITCHEN WINDOW	1.28 x 1.05
KW2	KITCHEN WINDOW	1.20 x 1.05
KW3	KITCHEN WINDOW	1.10 x 1.05
KW4	KITCHEN WINDOW	1.00 x 1.05
KW5	KITCHEN WINDOW	0.98 x 1.05
KW6	KITCHEN WINDOW	0.95 x 1.05
SW1	STAIRCASE WINDOW	1.27 x 1.05
SW2	STAIRCASE WINDOW	1.25 x 1.05
V	VENTILATOR	0.60 x 0.60
OP	OPENING	1.50 x 2.10
OP1	OPENING	1.06 x 2.10
OP2	OPENING	1.05 x 2.10
OP3	OPENING	1.00 x 2.10
LD	LIFT DOOR	0.90 x 2.10
RS	ROLLING SHUTTER	1.60 x 2.40
RS1	ROLLING SHUTTER	2.00 x 2.40

SPECIFICATIONS

1. P.C.C : CC1:4:8 IN ALL FOUNDATION
2. FOUNDATION: R.C.C ISOLATE FOUNDATION MIX CC 1:2:4
3. STRUCTURE: R.C.C. FRAMED COLUMNS MIX CC 1:2:4
4. ROOFS: REINFORCE CEMENT CONCRETE MIX CC 1:2:4
5. PLASTERING: WALL OUTER PLASTER MIX CM 1:5, WALL INNER PLASTER MIX CM 1:4, CEILING PLASTER MIX CM 1:3
6. WEATHERING COURSE IN BRICK JELLY LIME CONCRETE MORTAR WITH 2 COURSES OF PRESSED TILE TO SLOPE

NOTE :
ALL DIMENSIONS ARE IN METER

SCALE = 1: 100

COLOUR INDEX

PROPOSED

ROAD / STREET

BOUNDARY

FIRST FLOOR PLAN

OWNER'S SIGNATURE :

Dr. J. SURESH, M.E., M.B., Ph.D
Structural Engineer
Nehru Nagar, Nehru Street,
Ullundi, Chennai - 600 115.
Reg. No. SE/1/2021/21/0004
Valid upto 31.12.2026
Aadhar No. 2248 5510 5510 / 2004 0019 8

STRUCTURAL ENGINEER SIGNATURE:

G.S. RAMESH, M.E.,
Registered Engineer Grade - I
DTCP Chengalpattu,
COLCOT / RE / Gr-I / 2022 / 07 / 955
10/43, Karthik Street, T.V.K. Nagar,
Chennai - 600 082. Ph: 98860 91887

LICENSED SURVEYOR SIGNATURE:

SWP/DTCP/TNJ/TLPA/BP/ No. 37/2026

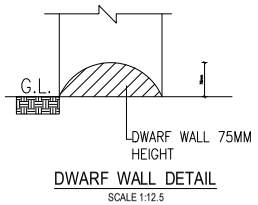

DWARF WALL DETAIL

SCALE 1:12.5

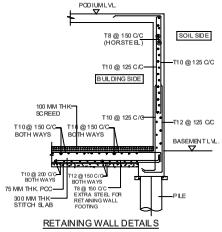

RETAINING WALL DETAILS

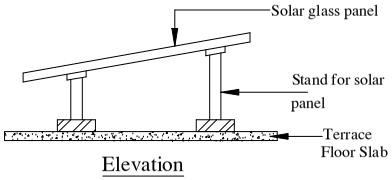

Elevation



Plan

solar Photo Voltic Panel

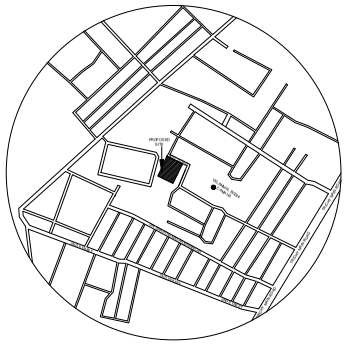

KEY PLAN

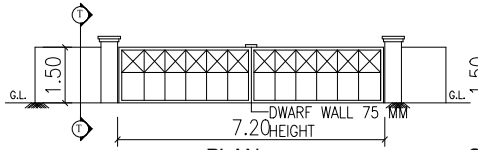

PLAN

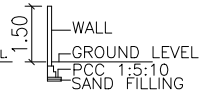

SECTION-TT

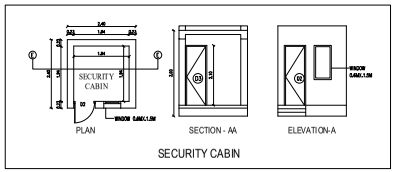

SECURITY CABIN

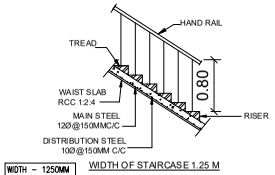

WIDTH	1250MM
TREAD	300MM
RISER	148.75MM

WIDTH OF STAIRCASE 1.25 M

STAIR CASE DETAILS

SCALE 1:100

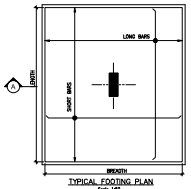

TYPICAL FOOTING PLAN

Scale 1:20

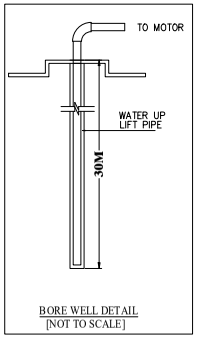

BORE WELL DETAIL

[NOT TO SCALE]

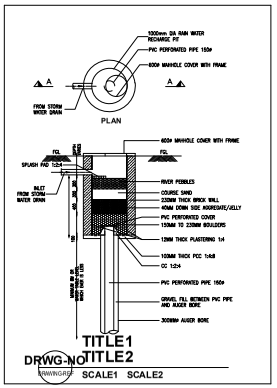

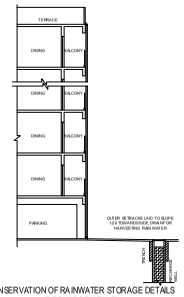

CONSERVATION OF RAINWATER STORAGE DETAILS (RECHARGE WELLS)

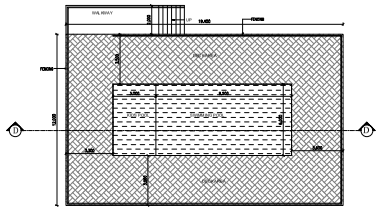

SWIMMING POOL PLAN

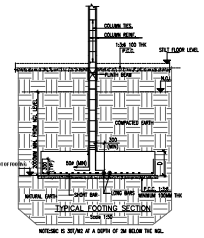

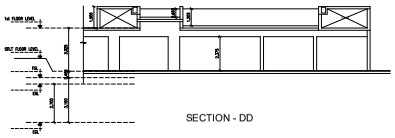

SECTION - DD

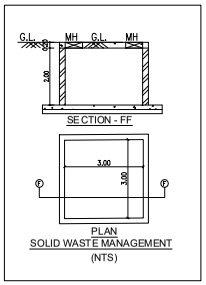

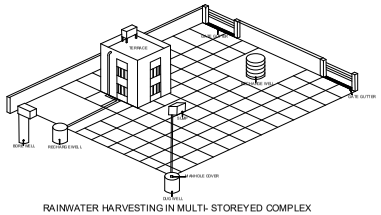

RAINWATER HARVESTING IN MULTI- STOREYED COMPLEX

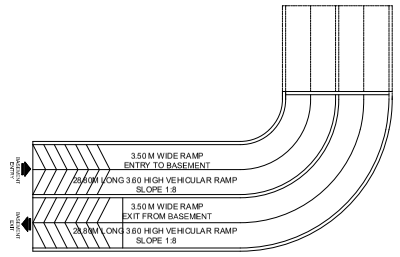

RAMP PLAN

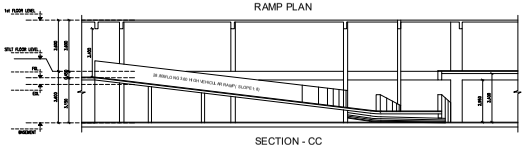

SECTION - CC

SHEET NO: 01/13

SWP/DTCP/TNJ/TLPA/BP/ No. 37/2026

PLAN SHOWING THE PROPOSED CONSTRUCTION OF HIGH RISE RESIDENTIAL BUILDING CONSISTS OF BASEMENT+ STILT FLOOR +12 FLOORS WITH 105 DWELLING UNITS & AMENITIES BLOCK AT SURVEY NO:222/5, 222/6 ,223/26,223/27,221/17A2 OF NEELAGIRI THERKKU THOTTAM VILLAGE,THANJAVUR TALUK,THANJAVUR DISTRICT

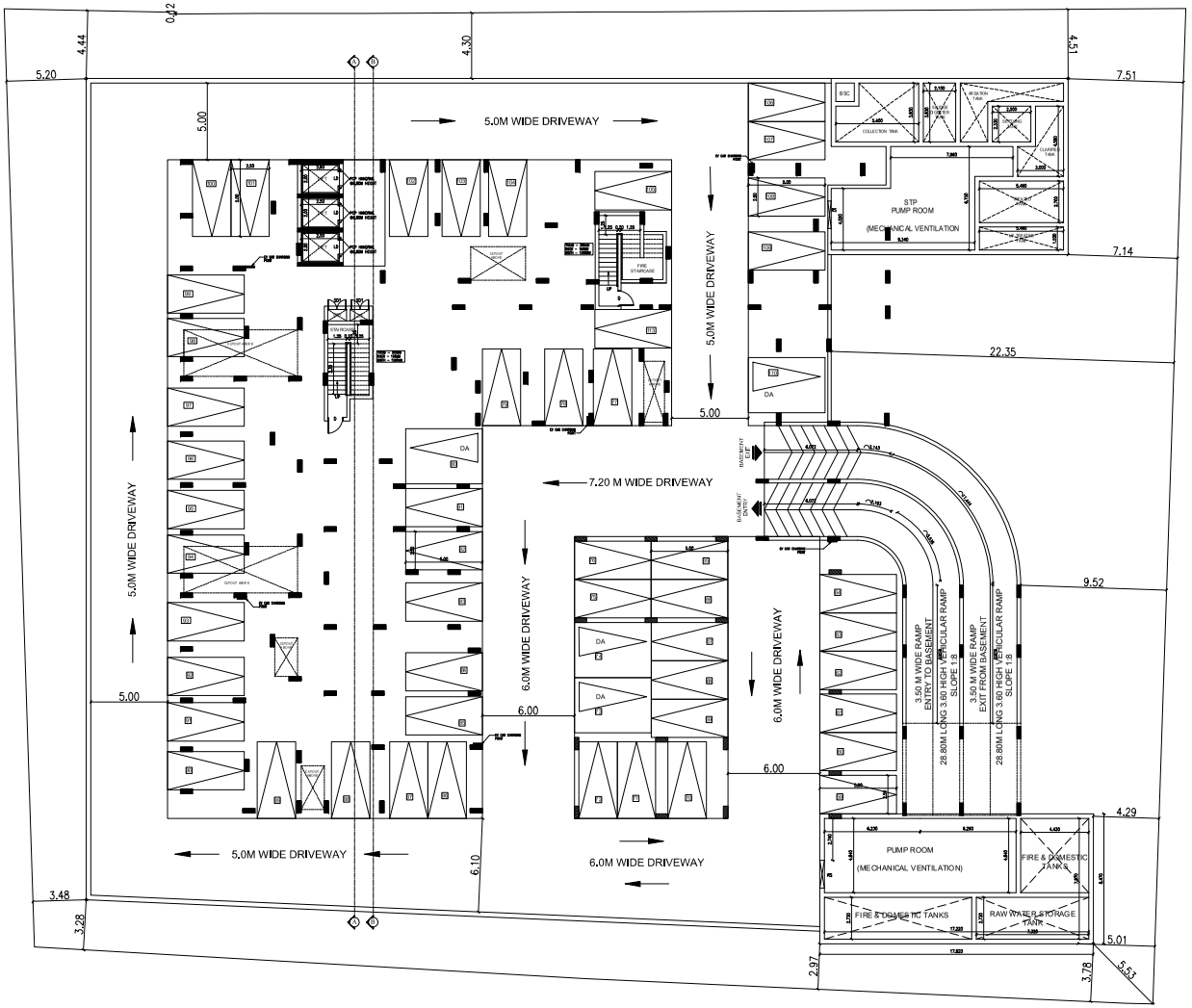

BASEMENT FLOOR PLAN

ALL DIMENSIONS ARE IN METER

SCHEDULE OF JOINERY

TYPE	DESCRIPTION	SIZE
MD	MAIN DOOR	1.05 x 2.10
DD	DOOR	1.20 x 2.40
D	DOOR	1.00 x 2.10
D1	DOOR	0.90 x 2.10
D2	DOOR	0.75 x 2.10
FD	FRENCH DOOR	3.00 x 2.10
FD1	FRENCH DOOR	2.60 x 2.10
FD2	FRENCH DOOR	2.55 x 2.10
FD3	FRENCH DOOR	2.40 x 2.10
FD4	FRENCH DOOR	2.20 x 2.10
FD5	FRENCH DOOR	2.15 x 2.10
FD6	FRENCH DOOR	1.60 x 2.10
FD7	FRENCH DOOR	1.62 x 2.10
SD1	SERVICE DOOR	1.20 x 1.80
SD2	SERVICE DOOR	0.90 x 1.80
W1	WINDOW	2.00 x 1.50
W2	WINDOW	1.80 x 1.50
W3	WINDOW	1.50 x 1.50
W4	WINDOW	1.35 x 1.80
W5	WINDOW	1.35 x 1.80
W6	WINDOW	1.25 x 1.50
W7	WINDOW	1.20 x 1.50
W8	WINDOW	1.05 x 1.50
W9	WINDOW	0.90 x 1.50
W10	WINDOW	0.60 x 1.50
KW1	KITCHEN WINDOW	1.20 x 1.05
KW2	KITCHEN WINDOW	1.20 x 1.05
KW3	KITCHEN WINDOW	1.10 x 1.05
KW4	KITCHEN WINDOW	1.00 x 1.05
KW5	KITCHEN WINDOW	0.98 x 1.05
KW6	KITCHEN WINDOW	0.95 x 1.05
SW1	STAIRCASE WINDOW	1.25 x 1.05
SW2	STAIRCASE WINDOW	1.25 x 1.05
V	VENTILATOR	0.60 x 0.60
OP	OPENING	1.50 x 2.10
OP1	OPENING	1.00 x 2.10
OP2	OPENING	1.05 x 2.10
OP3	OPENING	1.00 x 2.10
LD	LIFT DOOR	0.90 x 2.10
RS	ROLLING SHUTTER	1.60 x 2.40
RS1	ROLLING SHUTTER	2.00 x 2.40

SPECIFICATIONS

1. P.C.C : CC1:4:8 IN ALL FOUNDATION
2. FOUNDATION: R.C.C ISOLATE FOUNDATION MIX C C 1:2:4
3. STRUCTURE: R.C.C. FRAMED COLUMNS MIX CC 1:2:4
4. ROOFS: REINFORCE CEMENT CONCRETE MIX CC 1:2:4
5. PLASTERING: WALL OUTER PLASTER MIX CM 1:5, WALL INNER PLASTER MIX CM 1:4, CEILING PLASTER MIX CM 1:3
6. WEATHERING COURSE IN BRICK JELLY LIME CONCRETE MORTAR WITH 2 COURSES OF PRESSED TILE TO SLOPE

NOTE :
ALL DIMENSIONS ARE IN METER

SCALE = 1: 100

COLOUR INDEX

PROPOSED

ROAD / STREET

BOUNDARY

W
S
N
E

BASEMENT FLOOR PLAN

OWNER'S SIGNATURE :

Dr. J. SURESH, M.E., MIE., PhD.
Structural Engineer
Reg.No. 555, KCP Layout, Kallal Street,
Uthandi, Chennai - 600 119.
Reg. No. 16/2012/2012
Reg.No. 03/2013/2013
Reg.No. CC/2013/1/TN-1/241/2013/1160

STRUCTURAL ENGINEER SIGNATURE:

G.S. RAMESH, M. Sc.,
Assistant Engineer Grade - I
DTCP Chengalpattu
Licence No. 2/2011/(07/1/86)
CC/LC/Tuticorin/2011/(07/1/86)
Old No. 1, Nehru Street, T.V.K. Nagar,
Chennai - 600 082. Ph: 65000 51687

LICENSED SURVEYOR SIGNATURE:

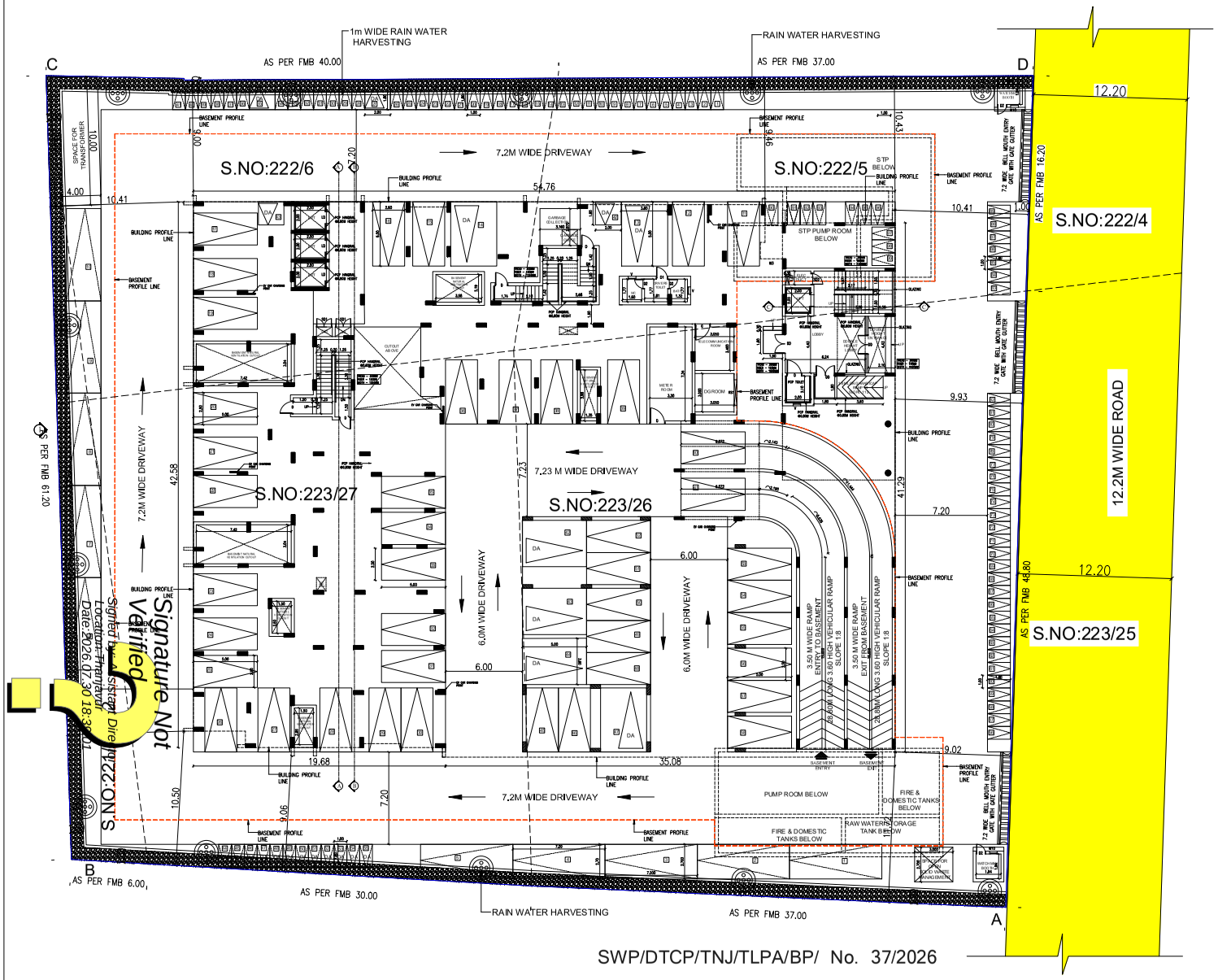

SWP/DTCP/TNJ/TLPA/BP/ No. 37/2026

Validity
unknownSignature valid

Signed by: Director
Location:null
Date: 2026.05.19 13:29:15

Signature Not Verified
Signed by: Sister Dire...
Location: Thanjavur
Date: 2026.07.30 18:38:01

SHEET NO: 02/13

PLAN SHOWING THE PROPOSED CONSTRUCTION OF HIGH RISE RESIDENTIAL BUILDING CONSISTS OF BASEMENT+ STILT FLOOR +12 FLOORS WITH 105 DWELLING UNITS & AMENITIES BLOCK AT SURVEY NO:222/5, 222/6 ,223/26,223/27,221/17A2 OF NEELAGIRI THERKKU THOTTAM VILLAGE,THANJAVUR TALUK,THANJAVUR DISTRICT

AREA STATEMENT

DESCRIPTION				SQM
AS PER DOCUMENT				4856.180
AS PER PATTA				4857.000
SITE AREA FOR FSI CALCULATION				4856.180

BLOCK 1 (STILT+12 FLOORS)

FLOOR	FSI AREA	NON FSI AREA	TOTAL BUILT UP AREA	DWELLING UNIT
	SQ.M	SQ.M	SQ.M	NO'S
BASEMENT	139.47	3115.96	3255.43	
STILT FLOOR	52.58	2217.42	2270.00	
1st FLOOR AREA	1120.94		1120.94	9
2nd FLOOR AREA	1087.92		1087.92	9
3RD FLOOR AREA	1087.92		1087.92	9
4th FLOOR AREA	1155.36		1155.36	9
5th FLOOR AREA	1087.92		1087.92	9
6th FLOOR AREA	1087.92		1087.92	9
7th FLOOR AREA	1155.36		1155.36	9
8th FLOOR AREA	1087.92		1087.92	9
9th FLOOR AREA	1087.92		1087.92	9
10th FLOOR AREA	1087.92		1087.92	9
11th FLOOR AREA	1087.92		1087.92	9
12th FLOOR AREA	895.82		895.82	6
TERRACE FLOOR AREA		37.69	37.69	
TOTAL	13222.89	5371.07	18593.96	105
BLOCK 2 - CLUB HOUSE				
STILT FLOOR AREA	60.59		60.59	
FIRST FLOOR AREA	172.69		172.69	
SECOND FLOOR AREA	126.89		126.89	
TERRACE FLOOR AREA		31.53	31.53	
TOTAL	360.17	31.53	391.70	
WATCHMAN BOOTH		11.52	11.52	
GRAND TOTAL	13583.06	5414.12	18997.18	105
FSI ACHIEVED - (13586.58/4856.18)	2.797			

GROUND COVERAGE	2270.00
SITE AREA FOR CALCULATION	4856.180
PLOT COVERAGE	47%

DWELLING AREA - BLOCK-01

FIRST FLOOR		SECOND FLOOR	
UNIT-101	102.68 Sq.m	UNIT-201	102.68 Sq.m
UNIT-102	102.337 Sq.m	UNIT-202	102.337 Sq.m
UNIT-103	102.685 Sq.m	UNIT-203	102.685 Sq.m
UNIT-104	101.068 Sq.m	UNIT-204	101.068 Sq.m
UNIT-105	112.18 Sq.m	UNIT-205	112.18 Sq.m
UNIT-106	89.81 Sq.m	UNIT-206	114.25 Sq.m
UNIT-107	86.01 Sq.m	UNIT-207	86.01 Sq.m
UNIT-108	82.1 Sq.m	UNIT-208	82.1 Sq.m
UNIT-109	111.09 Sq.m	UNIT-209	111.09 Sq.m

THIRD TO ELEVENTH FLOOR		TWELFTH FLOOR	
UNIT-301,401,501,601,701,801,901,1001,1101	102.68 Sq.m	UNIT-1201	166.19 Sq.m
UNIT-302,402,502,602,702,802,902,1002,1102	102.337 Sq.m	UNIT-1202	121.01 Sq.m
UNIT-303,403,503,603,703,803,903,1003,1103	102.685 Sq.m	UNIT-1203	101.068 Sq.m
UNIT-304,404,504,604,704,804,904,1004,1104	101.068 Sq.m	UNIT-1204	178.10 Sq.m
UNIT-305,405,505,605,705,805,905,1005,1105	112.18 Sq.m	UNIT-1205	86.01 Sq.m
UNIT-306,406,506,606,706,806,906,1006,1106	114.25 Sq.m	UNIT-1206	82.09 Sq.m
UNIT-307,407,507,607,707,807,907,1007,1107	86.01 Sq.m		
UNIT-308,408,508,608,708,808,908,1008,1108	82.1 Sq.m		
UNIT-309,409,509,609,709,809,909,1009,1109	111.09 Sq.m		

PARKING DETAILS

VEHICLE	PARKING AREA DESCRIPTION	REQUIRED	PROVIDED
CAR	1 CAR SPACE FOR EVERY 2 DWELLING UNITS 75-100 SQ.M (1/2) CAR X 24 UNITS	12 NOS	94 NOS(IN CLUDING 10 NOS DA PARKING)
	1 CAR SPACE FOR EVERY DWELLING UNITS ABOVE 100 SQ.M (1 CAR) X 81 UNITS	81 NOS	
	VISITOR'S CAR PARKING - 10%	10 NOS	10 NOS
	CLUB HOUSE CAR PARKING	6 NOS	6 NOS
	TOTAL	109 NOS	110 NOS
TWO WHEELER	1 TWO WHEELER SPACE FOR EVERY DWELLING UNITS 75 - 100 SQ.M (1 PARKING X 24)	24 NOS	95 NOS (INCLUDING 16 NOS OF DA PARKING)
	TWO WHEELER PARKING FOR VISITORS	03 NOS	04 NOS
	TOTAL	27 NOS	99 NOS

ALL DIMENSIONS ARE IN METER

SCHEDULE OF JOINERY

TYPE	DESCRIPTION	SIZE
MD	MAIN DOOR	1.05 x 2.10
DO	DOOR	1.20 x 2.40
D	DOOR	1.00 x 2.10
D1	DOOR	0.90 x 2.10
D2	DOOR	0.75 x 2.10
FD	FRENCH DOOR	3.00 x 2.10
FD1	FRENCH DOOR	2.60 x 2.10
FD2	FRENCH DOOR	2.55 x 2.10
FD3	FRENCH DOOR	2.40 x 2.10
FD4	FRENCH DOOR	2.20 x 2.10
FD5	FRENCH DOOR	2.15 x 2.10
FD6	FRENCH DOOR	1.60 x 2.10
FD7	FRENCH DOOR	1.62 x 2.10
SD1	SERVICE DOOR	1.20 x 1.80
SD2	SERVICE DOOR	0.90 x 1.80
W1	WINDOW	2.00 x 1.50
W2	WINDOW	1.80 x 1.50
W3	WINDOW	1.50 x 1.50
W4	WINDOW	1.39 x 1.80
W5	WINDOW	1.55 x 1.80
W6	WINDOW	1.21 x 1.80
W7	WINDOW	1.20 x 1.50
W8	WINDOW	1.05 x 1.50
W9	WINDOW	0.90 x 1.50
W10	WINDOW	0.60 x 1.50
KW1	KITCHEN WINDOW	1.26 x 1.05
KW2	KITCHEN WINDOW	1.20 x 1.05
KW3	KITCHEN WINDOW	1.10 x 1.05
KW4	KITCHEN WINDOW	1.00 x 1.05
KW5	KITCHEN WINDOW	0.98 x 1.05
KW6	KITCHEN WINDOW	0.95 x 1.05
SW1	STAIRCASE WINDOW	1.25 x 1.05
SW2	STAIRCASE WINDOW	1.25 x 1.05
V	VENTILATOR	0.40 x 0.40
OP	OPENING	1.50 x 2.10
OP1	OPENING	1.00 x 2.10
OP2	OPENING	1.05 x 2.10
OP3	OPENING	1.00 x 2.10
LD	LIFT DOOR	0.90 x 2.10
RS	ROLLING SHUTTER	1.60 x 2.40
RS1	ROLLING SHUTTER	2.00 x 2.40

SITE AREA DETAILS AS PER PATTA

SURVEY NO	EXTENT IN SQ.M
221/17A2	162
222/5	647
222/6	931
223/26	1781
223/27	1336
TOTAL AREA	4857

SPECIFICATIONS

1. P.C.C : CC1:4:8 IN ALL FOUNDATION
2. FOUNDATION: R.C.C ISOLATE FOUNDATION MIX CC 1:2:4
3. STRUCTURE: R.C.C. FRAMED COLUMNS MIX CC 1:2:4
4. ROOFS: REINFORCE CEMENT CONCRETE MIX CC 1:2:4
5. PLASTERING: WALL OUTER PLASTER MIX CM 1:5, WALL INNER PLASTER MIX CM 1:4, CEILING PLASTER MIX CM 1:3
6. WEATHERING COURSE IN BRICK JELLY LIME CONCRETE MORTAR WITH 2 COURSES OF PRESSED TILE TO SLOPE

NOTE :
ALL DIMENSIONS ARE IN METER

SCALE = 1: 100

COLOUR INDEX

PROPOSED
ROAD / STREET
BOUNDARY

W S N E

SITE CUM STILT FLOOR PLAN

OWNER'S SIGNATURE :

Dr. J. SURESH, M.E., MIE., PhD.
DTCP Chengalpattu
Reg. No. GSL/037/RE-I/Gr.I /2012-13 / 1855
Address: 1/1, Sri Ganesh Nagar, Vaigai Dam Road, Madurai, Tamil Nadu - 625 002. Ph: 0452-2530 037

STRUCTURAL ENGINEER SIGNATURE:

G.S. RAMESH, M.E.,
Regional Engineer Grade - I
DTCP Chengalpattu
GSL/037/RE-I/Gr.I /2012-13 / 1855
Address: 1/1, Sri Ganesh Nagar, Vaigai Dam Road, Madurai, Tamil Nadu - 625 002. Ph: 0452-2530 037

LICENSED SURVEYOR SIGNATURE:

SITE CUM STILT FLOOR PLAN