THE PLAN SHOWING THE PROPOSED CONSTRUCTION OF THE GROUND FLOOR RCC ROOF RESIDENTIAL BUILDING IN

PLOT NO : 44/East part & 45/ West part, SURVEY NO : 167/3,167/4, NEW SUBDIVISION SURVEY NO : 167/4B, "SRI MAHALAKSHMI NAGAR",

MELACHOKKANATHAPURAM VILLAGE, MELACHOKKANATHAPURAM TOWN PANCHAYAT, BODINAYAKANUR TALUK, THENI DISTRICT.

APPLICANT: D.CHANDRAN, S/o. A..DURAIRAJ ...

SCALE : 1:100

FRONT ELEVATION

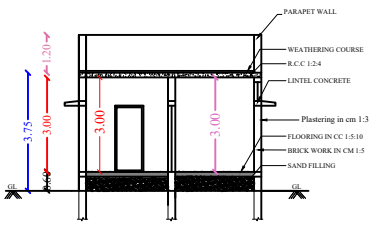

SECTION ON A-A'

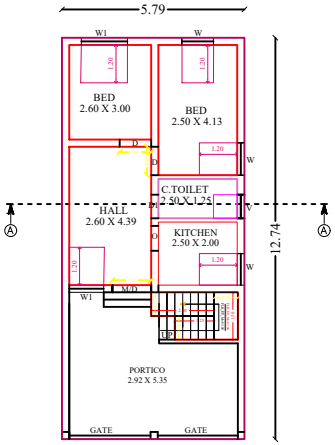

GROUND FLOOR PLAN

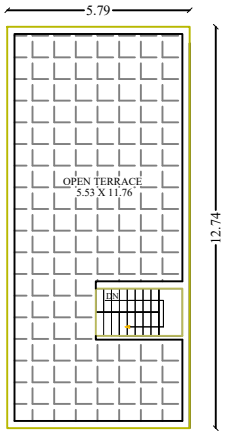

TERRACE FLOOR PLAN

SITE PLAN

SCALE : 1:100

FSI = 0.66 < 2.00

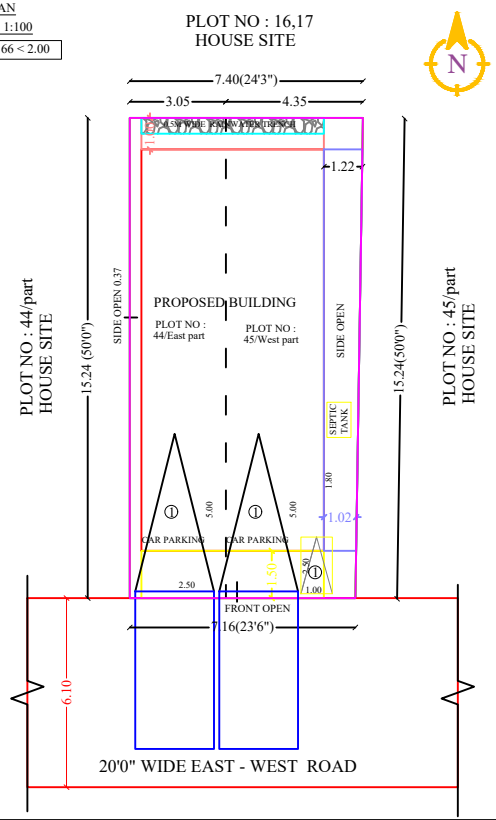

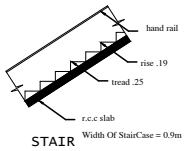

STAIR

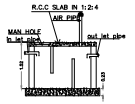

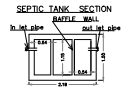

SEPTIC TANK SECTION

SEPTIC TANK PLAN

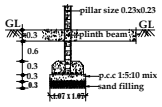

FOUNDATION DETAILS

COLUMN FOUNDATION

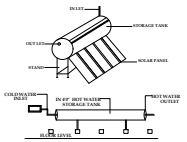

SOLAR HOT WATER SYSTEM DETAILS

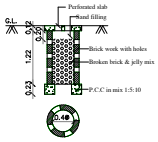

PERCOLATION PIT

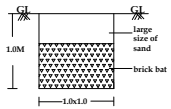

RAINWATER HARVESTING

JOINERY DETAILS:-

MD	- Main Door	0.90 x 2.10	3'0" x 7'0"
D	- Door	0.90 x 2.10	3'0" x 7'0"
O	- Open	0.90 x 2.10	3'0" x 7'0"
W	- Window	1.00 x 1.20	3'0" x 4'0"
V	- Ventilator	0.76 x 0.76	2'6" x 2'6"

SUNSHADE Width - 0.45m-1'6"

AREA DETAILS:-		Sq.Mt	Sq.Ft
Site Area	(As Per Document)	110.94	1194.00
Site Area	(As Per Patta)	110.94	1194.00
Site Area	(As Per site boundary area)	110.94	1194.00
Pro. Ground Floor (Plinth Area = FSI)		73.76	793.95
Total Builtup Area (G.F)		73.76	793.95
Carpet Area (G.F)		55.84	601.06
Open Area		37.18	400.05

LEGANDS:-

- Site Boundry
- Pro. Building
- Existing Road

NOTE :-

1. Rain water to be connected with RWH Tank
2. Bath ,Kitchen waste water to be used for Garden purpose.
3. Solar Water Heater to be provided.
4. W/C water to be connected with Septic Tank
5. RWH_CAPACITY_L = 2000LTRS
6. All Dimension are in meter

APPLICANT :

D. CHANDRAN

REGISTERED ENGINEER :

Er.S.RAVIKUMAR,
SHREE CONSTRUCTIONS,
PARAMASIVAN KOVIL STREET,
BODINAYAKANUR,
THENI (DT) -625 513,
CELL NO : 8248550185.

OFFICE USE :

TOPO PLAN

SCALE: 1:800

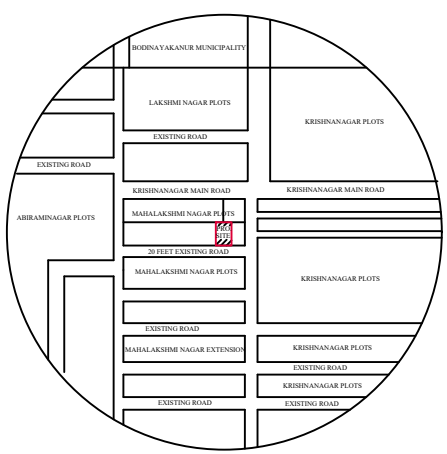

KEY PLAN

NOT TO SCALE

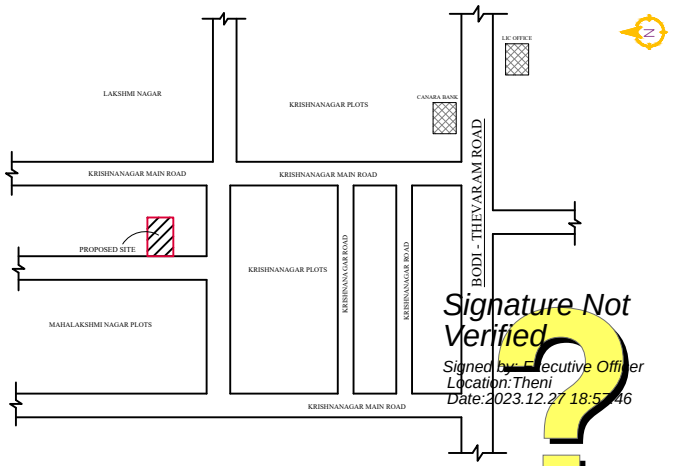

Signature Not Verified
Signed by: Executive Officer
Location:Theni
Date:2023.12.27 18:57:46