Verified RealEstate™

REFERENCE
01/2026-2027

ISSUED
15 April 2026

PP APPROVAL RECORD

Planning Permission

Theni district, Tamil Nadu

APPROVAL TYPE
Building Plan

ISSUING AUTHORITY
Rural Panchayat

The approval as the planning authority issued it, reproduced in full behind this page.

An approval speaks to what was sanctioned, not to what was built. Completion is a separate record.

Verified RealEstate™
3/350/2 Mettukuppam,
OMR Thoraipakkam,
Chennai 600 097, India

hello@verified.realestate
+91 9996 12 9996
verified.realestate

DIGITALLY VERIFIED RECORD

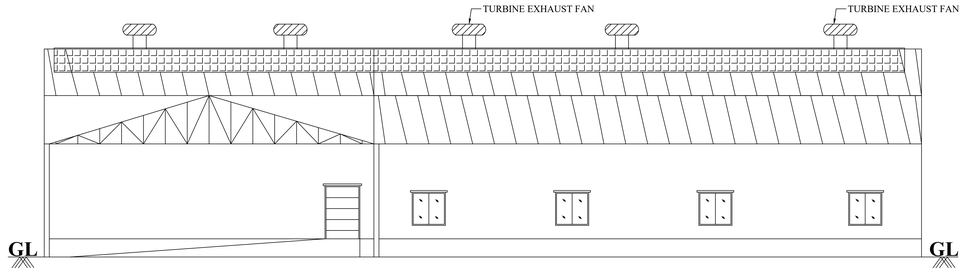

NORTH FACING ELEVATION

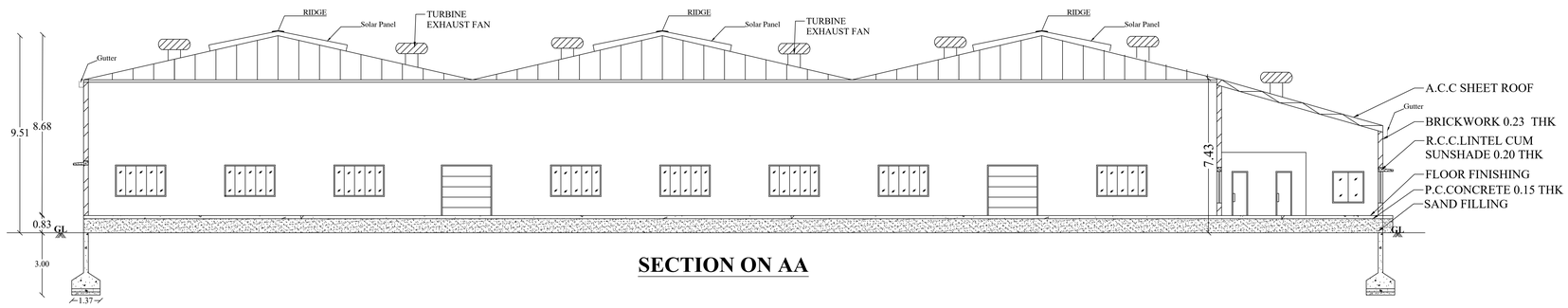

SECTION ON AA

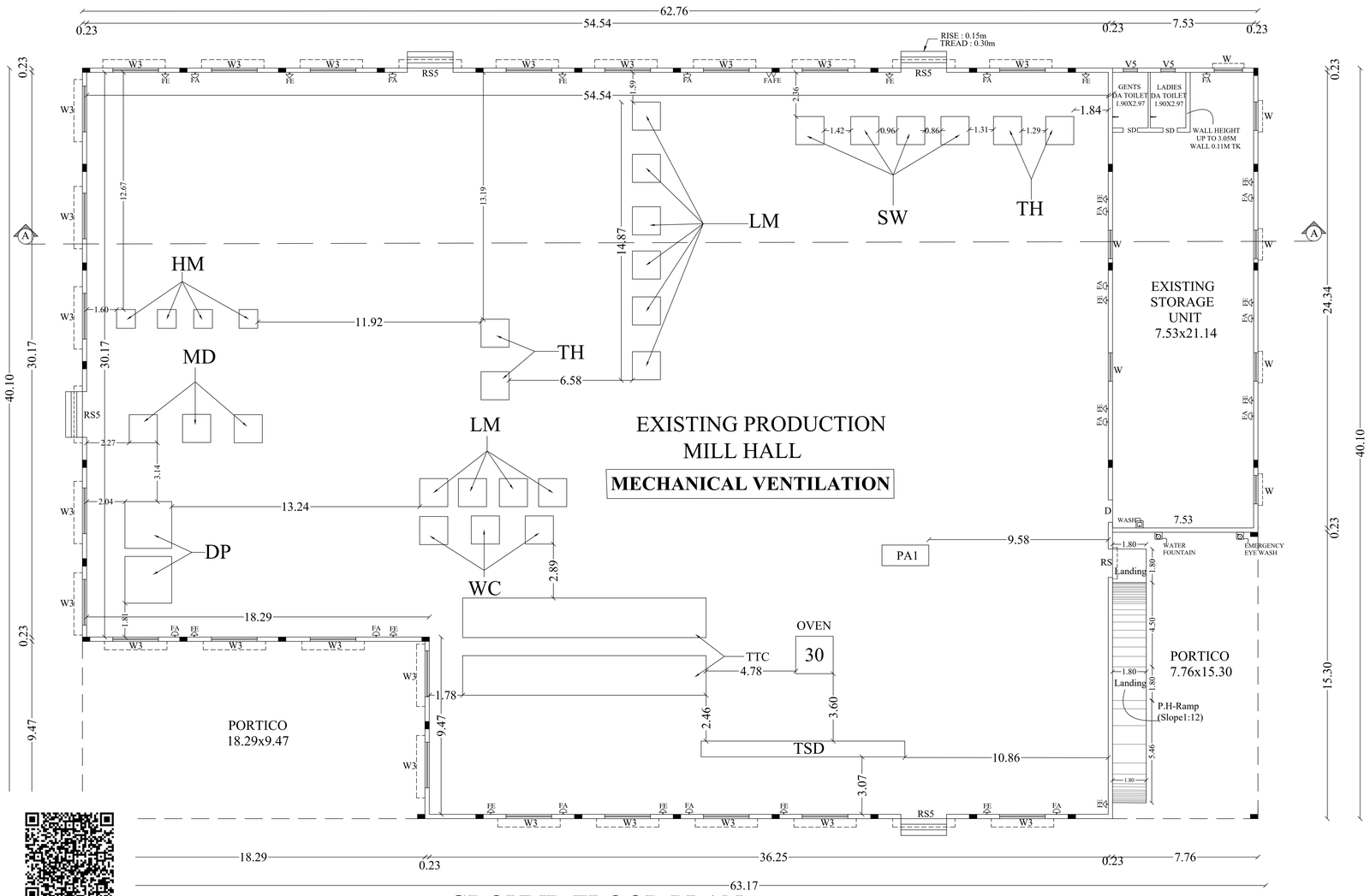

GROUND FLOOR PLAN

BLOCK NO : 2

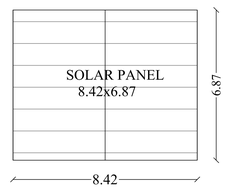

SHEET ROOF - TERRACE

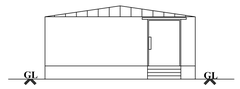

EAST FACING ELEVATION

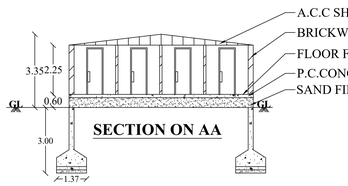

SECTION ON AA

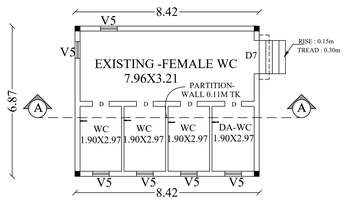

GROUND FLOOR PLAN

BLOCK NO : 2

Ar. R.KARTHIKEYAN, M.Arch.,AIIA.,
COA REGISTERED ARCHITECT
(Reg. No: CA/2017/85434)
KARTHIK CONSULTANTS
Cell No: 70945 55585
No: 5D, Ist Floor, Adithya Homes,
Duraisamy Nagar, By-Pass Road,
MADURAI-625 010.

ARCHITECT

Er. T.S. JANARTHANAN,
M.E.(Struc).,FACCE(I).,MICI.,
Registered Structural Engineer (LPA)
Reg. No: RSE/Gr.1/16/2026
7-A, Punthadi 8th Street
Near Thatchi Sandhai, Madurai-625 001
Mobile: 97877 03596

STRUCTURAL ENGINEER

Er. V.SUREYA PRAKASH B.E.,
REGISTERED ENGINEER GRADE-I
018/2024/RE-GR-I/DTCP/MADURAI
21B, First Floor, Kannadhasan Street,
S.S.Colony, Madurai-16. Ph: 7373969777

ENGINEER

APPLICANT

SHEET NO:2/10

DETAILED PLAN SHOWING THE APPROVED EXISTING AND PROPOSED ADDITIONAL CONSTRUCTION OF INDUSTRIAL BUILDING (GREEN CATEGORY- RUBBER GOODS INDUSTRY(WITH GAS OPERATED BABY BOILER)- MANUFACTURING OF TYRE REPAIR GUM COMPOUNDS AND TYRE REPAIR PATCHES) AT R.S.NO:2358A/2, 2362/1, 2363/3B, 2363/4, 2376/1A2, 2376/1B IN ANDIPATTI BIT - 2 VILLAGE, ANDIPATTI TALUK, THENI DISTRICT.

SCALE 1:100	ALL DIMENSIONS ARE IN METER

SITE AREA

Approved Site Area = 4564.00 Sq.M (1.12 ¼ac)
Proposed Area As Per Document = 29005.00 Sq.M (7.16 ¾ac)
Proposed Area As Per Patta = 28700.00 Sq.M (7.09 ¼ac)
Total Area As Per Fmb / Ground = 32579.80 Sq.M
(least area to be considered)

EXISTING BUILDING APPROVED DETAILS :

நகரமைப்பு(ம.ம)எண். 07அ/2015

AREA OF THE SITE = 4564.00 Sq.M
NO OF LABOURS = 14 Nos

S. NO	DESCRIPTION	F.S.I AREA (SQ.M)	NON F.S.I AREA (SQ.M)	TOTAL AREA (SQ.M)
1	EXISTING BLOCK -1 (PRODUCTION MILL) GROUND FLOOR	2205.50	-	2205.50

PROPOSED BUILDING DETAILS :

S. NO	DESCRIPTION	F.S.I AREA (SQ.M)	NON F.S.I AREA (SQ.M)	TOTAL AREA (SQ.M)
1	EXISTING BLOCK -1 (STORAGE UNIT) GROUND FLOOR	311.29	-	311.29
2	EXISTING BLOCK -2 (TOILET) GROUND FLOOR	57.85	-	57.85
3	EXISTING BLOCK -3 (STORAGE UNIT) GROUND FLOOR	168.32	-	168.32
4	PROPOSED BLOCK -4 (WORKSHOP) GROUND FLOOR	1987.60	-	1987.60
5	PROPOSED BLOCK -5 (STORAGE UNIT) GROUND FLOOR	584.00	-	584.00
6	PROPOSED BLOCK -6 (WORKSHOP) GROUND FLOOR	740.00	-	740.00
7	EXISTING BLOCK -7 (PRODUCTION HALL) GROUND FLOOR	1075.18	-	1075.18
8	PROPOSED BLOCK -8 (STORAGE UNIT) GROUND FLOOR	1752.00	-	1752.00
9	EXISTING BLOCK -9 (BABY STEAM BOILER) GROUND FLOOR	144.45	-	144.45
	TOTAL BUILT UP AREA	**6820.54**	-	**6820.54**

HP DETAILS BLOCK NO : 1

S. NO	MACHINE NAME	MACHINE CODE	NO.OF MACHINE	HP/PER MACHINE	TOTAL HP
1	DIAPHRAGM	DP	2	1	2HP
2	MOLDING MACHINE	MD	3	7	21HP
3	HYDRAULIC MACHINE	HM	4	7.3	29.2HP
4	WESTERN CLICKER	WC	3	1	3HP
5	TRAVELING HEAD CLICKER	TH	4	3	12HP
6	PATCH LAMINATION	LM	10	1	10HP
7	PACKING MACHINE	PA	1	3	3HP
8	SWING ARM CLICKER	SW	4	1.2	4.8HP
9	THREAD SOAKING &DRYING	TSD	1	3	3HP
10	THREAD TWISTING&CUTTING	TTC	2	2	4HP
11	OVEN	-	1	4	4HP
	TOTAL HP	=			96HP

JOINERY DETAILS

RS	ROLLING SHUTTER	1.52 x 2.43
RS1	ROLLING SHUTTER	1.67 x 2.40
RS2	ROLLING SHUTTER	2.28 x 2.40
RS3	ROLLING SHUTTER	2.43 x 2.43
RS4	ROLLING SHUTTER	3.27 x 2.43
RS5	ROLLING SHUTTER	2.44 x 2.44
RS6	ROLLING SHUTTER	3.65 x 2.13
RS7	ROLLING SHUTTER	3.73 x 2.13
D	DOOR	0.76 x 2.13
D1	DOOR	0.99 x 1.98
D2	DOOR	1.20 x 2.40
D3	DOOR	1.20 x 2.50
D4	DOOR	1.20 x 2.51
D5	DOOR	1.44 x 2.30
D6	DOOR	1.44 x 2.43
D7	DOOR	1.52 x 2.13
D8	DOOR	1.98 x 2.43
D9	DOOR	1.20 x 1.98
V1	VENTILATOR	1.20 x 0.60
O	OPENING	1.52 x 2.43
O1	OPENING	2.89 x 2.43
O2	OPENING	3.57 x 2.43
O3	OPENING	4.02 x 2.43
W	WINDOW	1.52 x 1.52
W1	WINDOW	1.20 x 1.52
W2	WINDOW	1.44 x 1.52
W3	WINDOW	2.44 x 1.52
W4	WINDOW	0.90 x 1.00
V2	VENTILATOR	0.90 x 0.60
W5	WINDOW	1.52 x 1.52
V3	VENTILATOR	1.52 x 0.60
W6	WINDOW	2.44 x 1.50
V4	VENTILATOR	2.44 x 0.71
V5	VENTILATOR	0.76 x 0.76

NOTES:-

1. Rain Water Harvesting System to be Provided.
2. Bath ,Kitchen waste water to be used for Garden Purpose.
3. Solar Energy System to be Provided.
4. W/C water to be connected with Septic Tank.
5. Fire Resistance to be Provided.
6. Emergency alarm to be provided.
7. Structure is Designed Safely For Earthquake Resistance.
8. First Aid Box with all Equipment to be provided.
9. Mechanical Ventilation provided.(whether it is used)
10. Drinking water provided DW

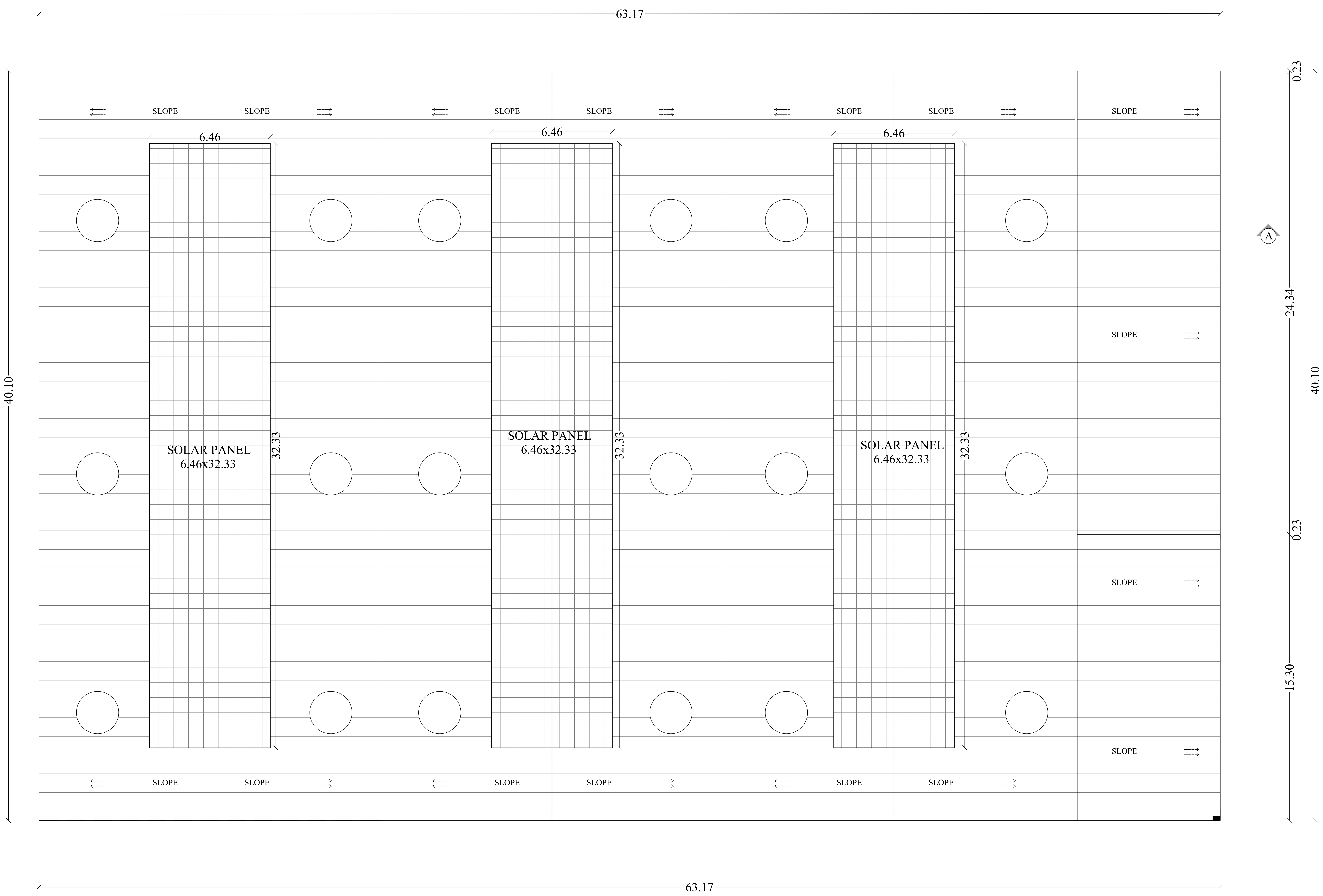



SHEET ROOF - TERRACE

BLOCK NO : 1

SHEET NO :3/10

DETAILED PLAN SHOWING THE APPROVED EXISTING AND PROPOSED ADDITIONAL CONSTRUCTION OF INDUSTRIAL BUILDING (GREEN CATEGORY- RUBBER GOODS INDUSTRY(WITH GAS OPERATED BABY BOILER)- MANUFACTURING OF TYRE REPAIR GUM COMPOUNDS AND TYRE REPAIR PATCHES) AT R.S.NO:2358A/2, 2362/1, 2363/3B, 2363/4, 2376/1A2, 2376/1B IN ANDIPATTI BIT - 2 VILLAGE, ANDIPATTI TALUK, THENI DISTRICT.

SCALE 1:100	ALL DIMENSIONS ARE IN METER

SITE AREA

Approved Site Area = 4564.00 Sq.M (1.12 ¾ac)
Proposed Area As Per Document = 29005.00 Sq.M (7.16 ¾ac)
Proposed Area As Per Patta = 28700.00 Sq.M (7.09 ¼ac)
Total Area As Per Fmb / Ground = 32579.80 Sq.M
(least area to be considered)

EXISTING BUILDING APPROVED DETAILS :

நஊதுஇ(ம.ம)எண். 07அ/2015

AREA OF THE SITE = 4564.00 Sq.M
NO OF LABOURS = 14 Nos

S. NO	DESCRIPTION	F.S.I AREA (SQ.M)	NON F.S.I AREA (SQ.M)	TOTAL AREA (SQ.M)
1	EXISTING BLOCK -1 (PRODUCTION MILL) GROUND FLOOR	2205.50	-	2205.50

PROPOSED BUILDING DETAILS

S. NO	DESCRIPTION	F.S.I AREA (SQ.M)	NON F.S.I AREA (SQ.M)	TOTAL AREA (SQ.M)
1	EXISTING BLOCK -1 (STORAGE UNIT) GROUND FLOOR	311.29	-	311.29
2	EXISTING BLOCK -2 (TOILET) GROUND FLOOR	57.85	-	57.85
3	EXISTING BLOCK -3 (STORAGE UNIT) GROUND FLOOR	168.32	-	168.32
4	PROPOSED BLOCK -4 (WORKSHOP) GROUND FLOOR	1987.53	-	1987.53
5	PROPOSED BLOCK -5 (STORAGE UNIT) GROUND FLOOR	584.00	-	584.00
6	PROPOSED BLOCK -6 (WORKSHOP) GROUND FLOOR	740.00	-	740.00
7	EXISTING BLOCK -7 (PRODUCTION HALL) GROUND FLOOR	1075.18	-	1075.18
8	PROPOSED BLOCK -8 (STORAGE UNIT) GROUND FLOOR	1751.92	-	1751.92
9	EXISTING BLOCK -9 (BABY STEAM BOILER) GROUND FLOOR	144.45	-	144.45
	TOTAL BUILT UP AREA	**6820.54**	-	**6820.54**

HP DETAILS BLOCK NO : 1

S. NO	MACHINE NAME	MACHINE CODE	NO.OF MACHINE	HP/PER MACHINE	TOTAL HP
1	DIAPHRAGM	DP	2	1	2HP
2	MOLDING MACHINE	MD	3	7	21HP
3	HYDRAULIC MACHINE	HM	4	7.3	29.2HP
4	WESTERN CLICKER	WC	3	1	3HP
5	TRAVELING HEAD CLICKER	TH	4	3	12HP
6	PATCH LAMINATION	LM	10	1	10HP
7	PACKING MACHINE	PA	1	3	3HP
8	SWING ARM CLICKER	SW	4	1.2	4.8HP
9	THREAD SOAKING &DRYING	TSD	1	3	3HP
10	THREAD TWISTING&CUTTING	TTC	2	2	4HP
11	OVEN	-	1	4	4HP
	TOTAL HP =				96HP

JOINERY DETAILS

RS	ROLLING SHUTTER	1.52 x 2.43
RS1	ROLLING SHUTTER	1.67 x 2.40
RS2	ROLLING SHUTTER	2.28 x 2.40
RS3	ROLLING SHUTTER	2.43 x 2.43
RS4	ROLLING SHUTTER	3.27 x 2.43
RS5	ROLLING SHUTTER	2.44 x 2.44
RS6	ROLLING SHUTTER	3.65 x 2.13
RS7	ROLLING SHUTTER	3.73 x 2.13
D	DOOR	0.76 x 2.13
D1	DOOR	0.99 x 1.98
D2	DOOR	1.20 x 2.40
D3	DOOR	1.20 x 2.50
D4	DOOR	1.20 x 2.51
D5	DOOR	1.44 x 2.30
D6	DOOR	1.44 x 2.43
D7	DOOR	1.52 x 2.13
D8	DOOR	1.98 x 2.43
D9	DOOR	1.20 x 1.98
V1	VENTILATOR	1.20 x 0.60
O	OPENING	1.52 x 2.43
O1	OPENING	2.89 x 2.43
O2	OPENING	3.57 x 2.43
O3	OPENING	4.02 x 2.43
W	WINDOW	1.52 x 1.52
W1	WINDOW	1.20 x 1.52
W2	WINDOW	1.44 x 1.52
W3	WINDOW	2.44 x 1.52
W4	WINDOW	0.90 x 1.00
V2	VENTILATOR	0.90 x 0.60
W5	WINDOW	1.52 x 1.52
V3	VENTILATOR	1.52 x 0.60
W6	WINDOW	2.44 x 1.50
V4	VENTILATOR	2.44 x 0.71
V5	VENTILATOR	0.76 x 0.76

Ar. R.KARTHIKEYAN, M.Arch.,AIIA.,
COA REGISTERED ARCHITECT
(Reg. No: CA/2017/85494)
KARTHIK CONSULTANTS
Cell No: 70945 55585
No: 5D, Ist Floor, Adithya Homes,
Duraisamy Nagar, By-Pass Road,
MADURAI-625 010.
ARCHITECT

Er. T.S. JANARTHANAN,
M.E.(Struc).,FACCE(I).,MICI.,
Registered Structural Engineer (LPA)
Reg. No: RSE/Gr.1/16/2026
7 A, Panthadi 8th Street
Near Thavittu Sandhai, Madurai-625 001
Mobile: 97877 03596
STRUCTURAL ENGINEER

Er. V.SUREYA PRAKASH B.E.,
REGISTERED ENGINEER GRADE-I
018/2024/RE-GR-I/DTCP/MADURAI
21B, First Floor, Kannadhasan Street,
S.S.Colony, Madurai-16. Ph: 7373969777
ENGINEER

APPLICANT

DETAILED PLAN SHOWING THE APPROVED EXISTING AND PROPOSED ADDITIONAL CONSTRUCTION OF INDUSTRIAL BUILDING (GREEN CATEGORY- RUBBER GOODS INDUSTRY- MANUFACTURING OF TYRE REPAIR GUM COMPOUNDS AND TYRE REPAIR PATCHES) AT R.S.NO:2358A/2, 2362/1, 2363/3B, 2363/4, 2376/1A2, 2376/1B IN ANDIPATTI BIT - 2 VILLAGE, ANDIPATTI TALUK, THENI DISTRICT.

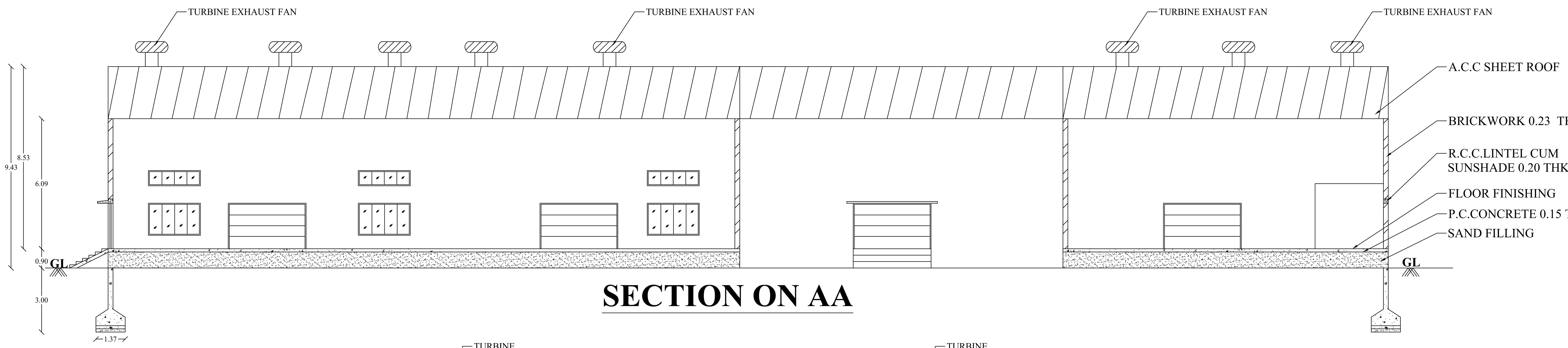

SECTION ON AA

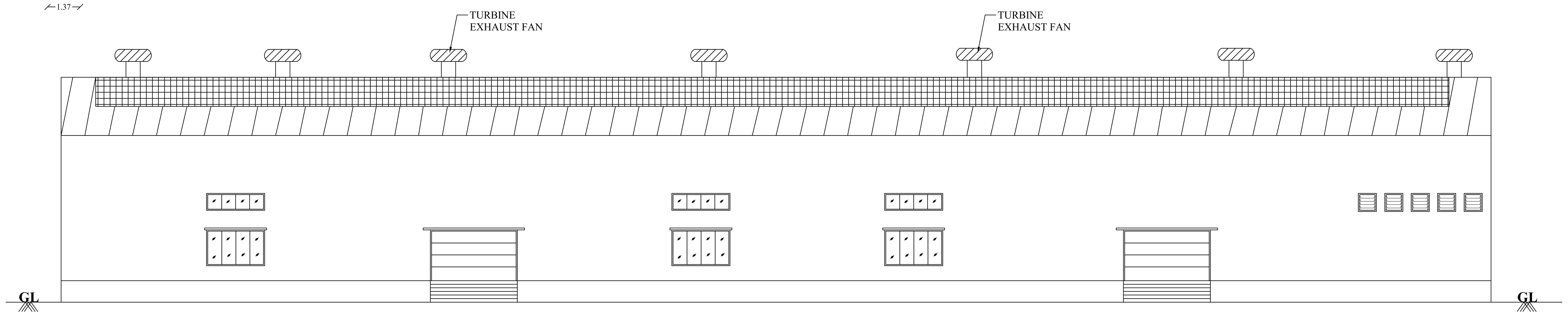

NORTH FACING ELEVATION

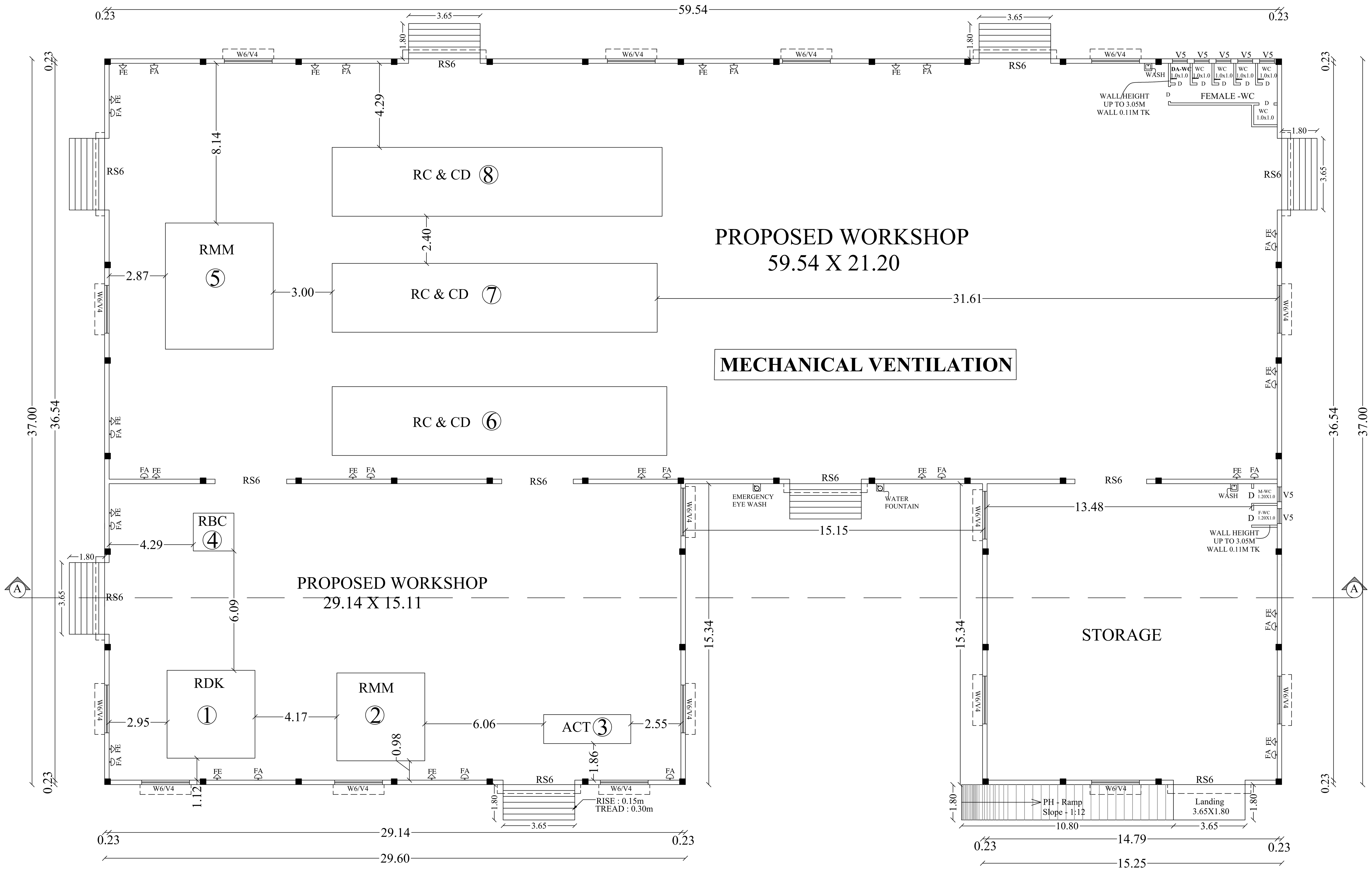

GROUND FLOOR PLAN

BLOCK NO : 4



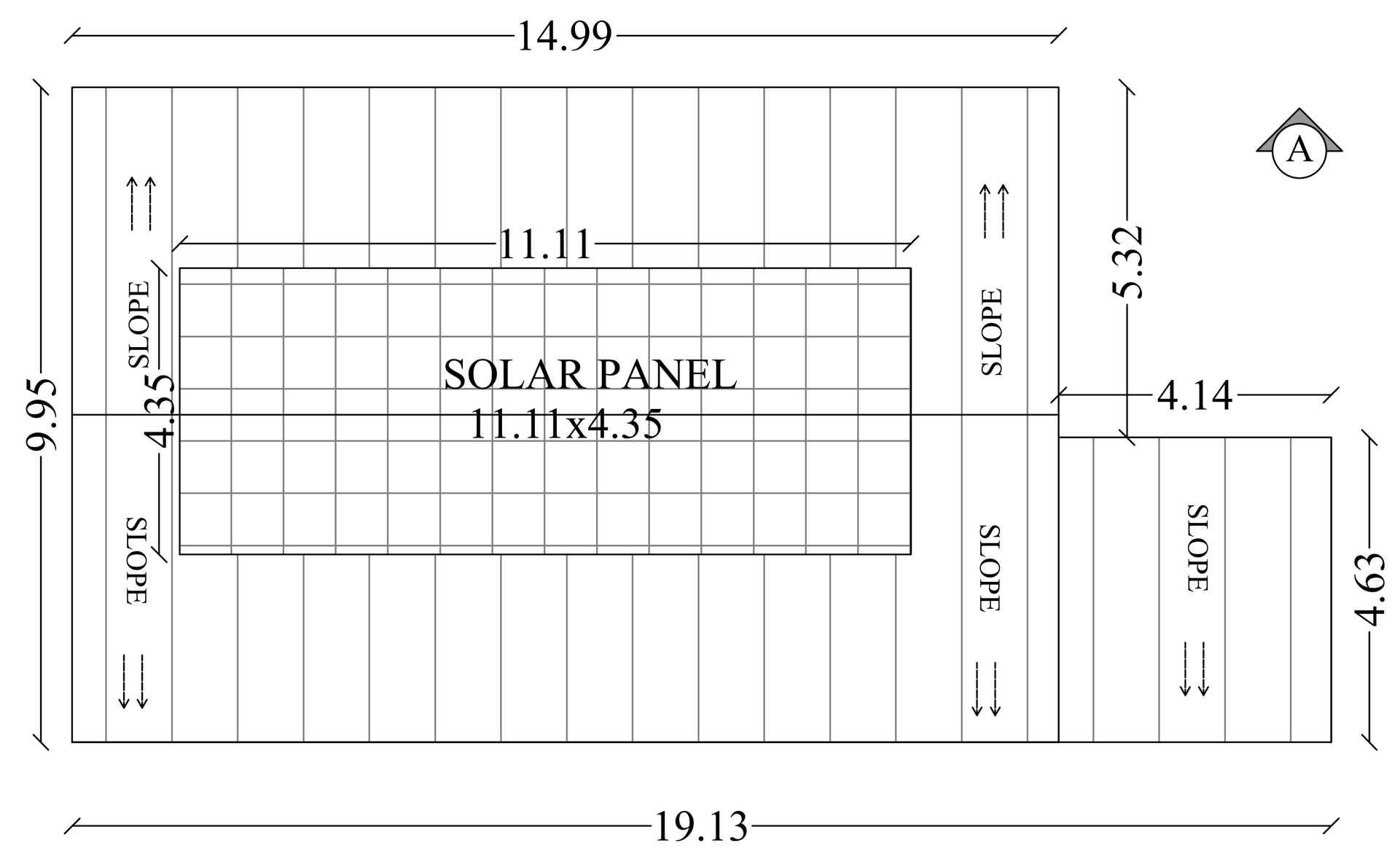

SHEET ROOF - TREEACE

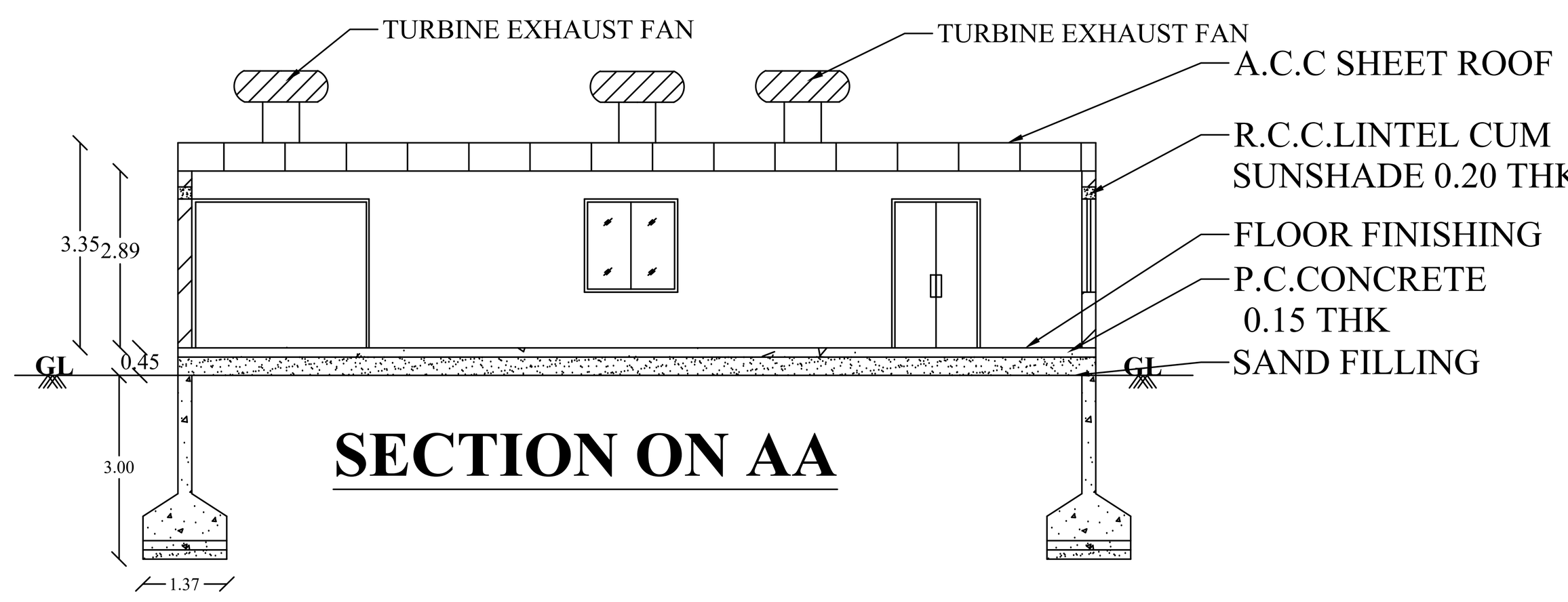

SECTION ON AA

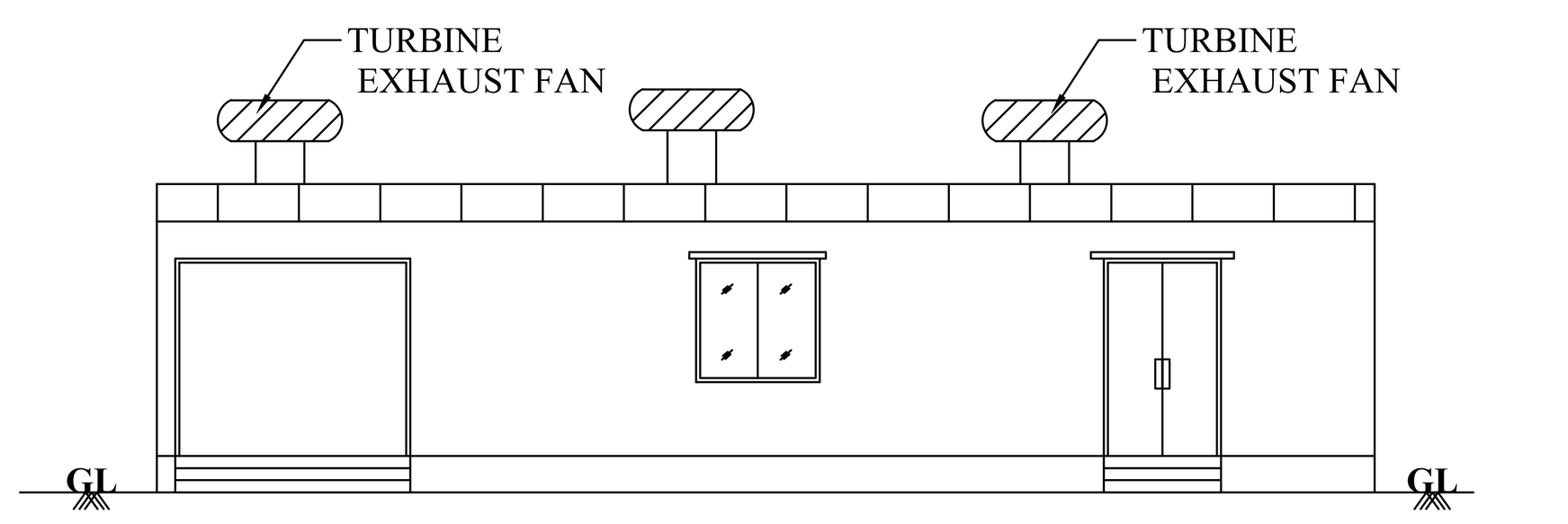

NORTH FACING ELEVATION

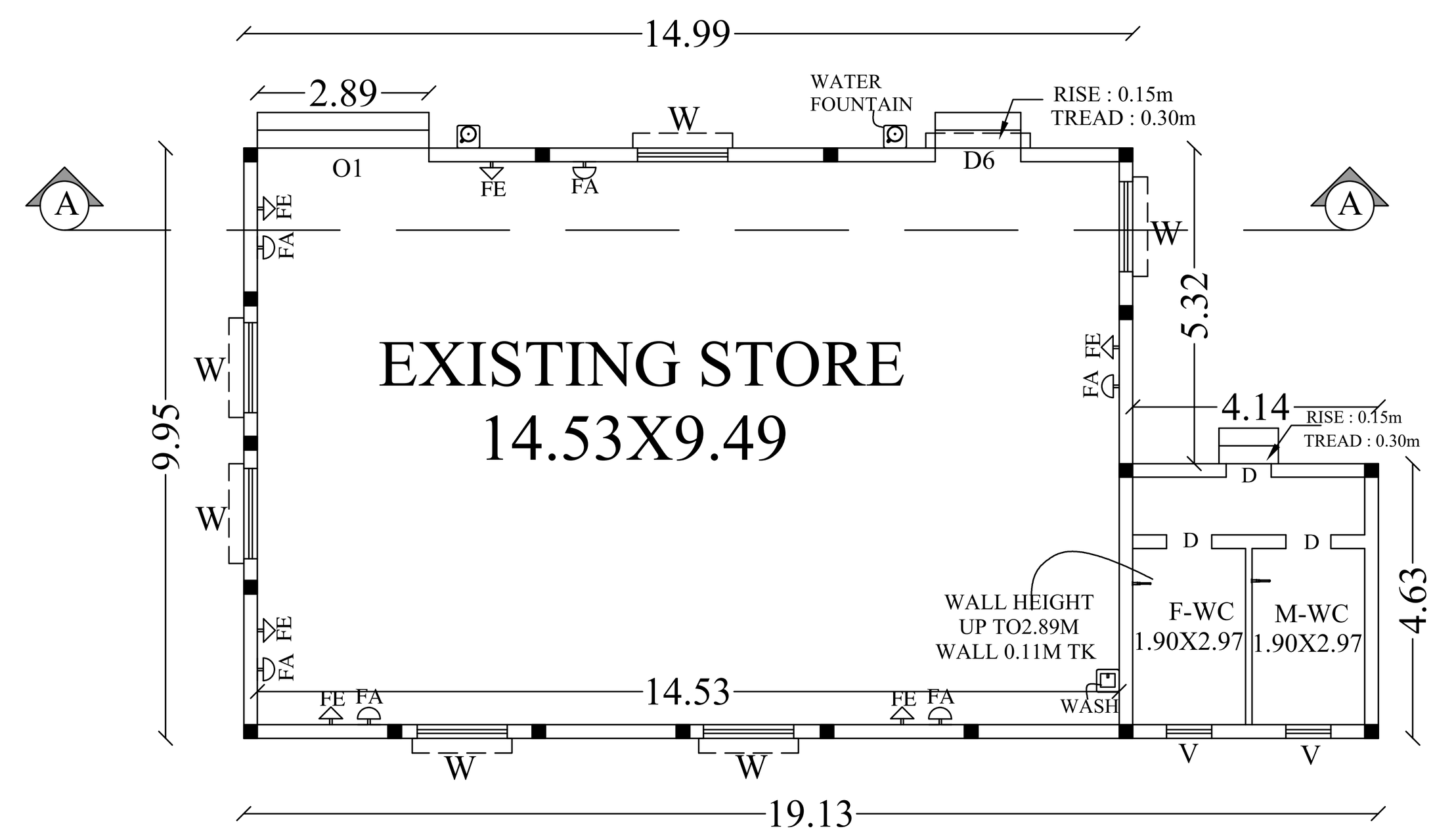

BLOCK NO : 3

SCALE 1:100	ALL DIMENSIONS ARE IN METER

SITE AREA

Approved Site Area = 4564.00 Sq.M (1.12 ¾ac)
Proposed Area As Per Document = 29005.00 Sq.M (7.16 ¾ac)
Proposed Area As Per Patta = 28700.00 Sq.M (7.09 ¼ac)
Total Area As Per Fmb / Ground = 32579.80 Sq.M
(least area to be considered)

EXISTING BUILDING APPROVED DETAILS :

நஊதுஇ(ம.ம)எண். 07அ/2015

AREA OF THE SITE = 4564.00 Sq.M
NO OF LABOURS = 14 Nos

S. NO	DESCRIPTION	F.S.I AREA (SQ.M)	NON F.S.I AREA (SQ.M)	TOTAL AREA (SQ.M)
1	EXISTING BLOCK -1 (PRODUCTION MILL) GROUND FLOOR	2205.50	-	2205.50

PROPOSED BUILDING DETAILS :

S. NO	DESCRIPTION	F.S.I AREA (SQ.M)	NON F.S.I AREA (SQ.M)	TOTAL AREA (SQ.M)
1	EXISTING BLOCK -1 (STORAGE UNIT) GROUND FLOOR	311.29	-	311.29
2	EXISTING BLOCK -2 (TOILET) GROUND FLOOR	57.85	-	57.85
3	EXISTING BLOCK -3 (STORAGE UNIT) GROUND FLOOR	168.32	-	168.32
4	PROPOSED BLOCK -4 (WORKSHOP) GROUND FLOOR	1987.53	-	1987.53
5	PROPOSED BLOCK -5 (STORAGE UNIT) GROUND FLOOR	584.00	-	584.00
6	PROPOSED BLOCK -6 (WORKSHOP) GROUND FLOOR	740.00	-	740.00
7	EXISTING BLOCK -7 (PRODUCTION HALL) GROUND FLOOR	1075.18	-	1075.18
8	PROPOSED BLOCK -8 (STORAGE UNIT) GROUND FLOOR	1751.92	-	1751.92
9	EXISTING BLOCK -9 (BABY STEAM BOILER) GROUND FLOOR	144.45	-	144.45
	TOTAL BUILT UP AREA	**6820.54**	-	**6820.54**

HP DETAILS BLOCK NO : 4

S. NO	MACHINE NAME	MACHINE CODE	NO.OF MACHINE	HP/PER MACHINE	TOTAL HP
1	Rubber Dispersion Kneader 75L	RDK	1	100	100HP
2	Rubber Mixing Mill	RMM	2	60	120HP
3	Air Compressor 350 L Tank	ACT	1	7.5	7.5HP
4	Rubber Ball Cutter	RB	1	5	5HP
5	Rubber Calendar	RC	3	5	15HP
6	Cooling Drum & Conveyor	CD	3	2	6HP
	TOTAL HP =				253.5HP

JOINERY DETAILS

RS	ROLLING SHUTTER	1.52 x 2.43
RS1	ROLLING SHUTTER	1.67 x 2.40
RS2	ROLLING SHUTTER	2.28 x 2.40
RS3	ROLLING SHUTTER	2.43 x 2.43
RS4	ROLLING SHUTTER	3.27 x 2.43
RS5	ROLLING SHUTTER	2.44 x 2.44
RS6	ROLLING SHUTTER	3.65 x 2.13
RS7	ROLLING SHUTTER	3.73 x 2.13
D	DOOR	0.76 x 2.13
D1	DOOR	0.99 x 1.98
D2	DOOR	1.20 x 2.40
D3	DOOR	1.20 x 2.50
D4	DOOR	1.20 x 2.51
D5	DOOR	1.44 x 2.30
D6	DOOR	1.44 x 2.43
D7	DOOR	1.52 x 2.13
D8	DOOR	1.98 x 2.43
D9	DOOR	1.20 x 1.98
V1	VENTILATOR	1.20 x 0.60
O	OPENING	1.52 x 2.43
O1	OPENING	2.89 x 2.43
O2	OPENING	3.57 x 2.43
O3	OPENING	4.02 x 2.43
W	WINDOW	1.52 x 1.52
W1	WINDOW	1.20 x 1.52
W2	WINDOW	1.44 x 1.52
W3	WINDOW	2.44 x 1.52
W4	WINDOW	0.90 x 1.00
V2	VENTILATOR	0.90 x 0.60
W5	WINDOW	1.52 x 1.52
V3	VENTILATOR	1.52 x 0.60
W6	WINDOW	2.44 x 1.50
V4	VENTILATOR	2.44 x 0.71
V5	VENTILATOR	0.76 x 0.76

NOTES:-

1. Rain Water Harvesting System to be Provided.
2. Bath ,Kitchen waste water to be used for Garden Purpose.
3.Solar Energy System to be Provided.
4. W/C water to be connected with Septic Tank.
5. Fire Resistance to be Provided.
6. Emergency alarm to be provided.
7. Structure is Designed Safely For Earthquake Resistance.
8.First Aid Box with all Equipment to be provided.
9.Mechanical Ventilation provided.(whether it is used)
10.Drinking water provided DW

Er. T.S. JANARTHANAN,
M.E.(Struc).,FACCE(I).,MICI.,
Registered Structural Engineer (LPA)
Reg. No: RSE/Gr.1/16/2026
7 A, Panthadi 8th Street
Near Thav... Sandhai, Madurai-625 001
Mobile: 97877 03596

STRUCTURAL ENGINEER

Ar. R.KARTHIKEYAN, M.Arch.,AIIA.,
COA REGISTERED ARCHITECT
(Reg. No: CA/2017/85494)
KARTHIK CONSULTANTS
Cell No: 70945 55585
No: 5D, Ist Floor, Adithya Homes,
Duraisamy Nagar, By-Pass Road,
MADURAI-625 010.

ARCHITECT

APPLICANT

Er. V.SUREYA PRAKASH B.E.,
REGISTERED ENGINEER GRADE-I
018/2024/RE-GR-I/DTCP/MADURAI
21B, First Floor, Kannadhasan Street,
S.S.Colony, Madurai-16. Ph: 7373969777

ENGINEER

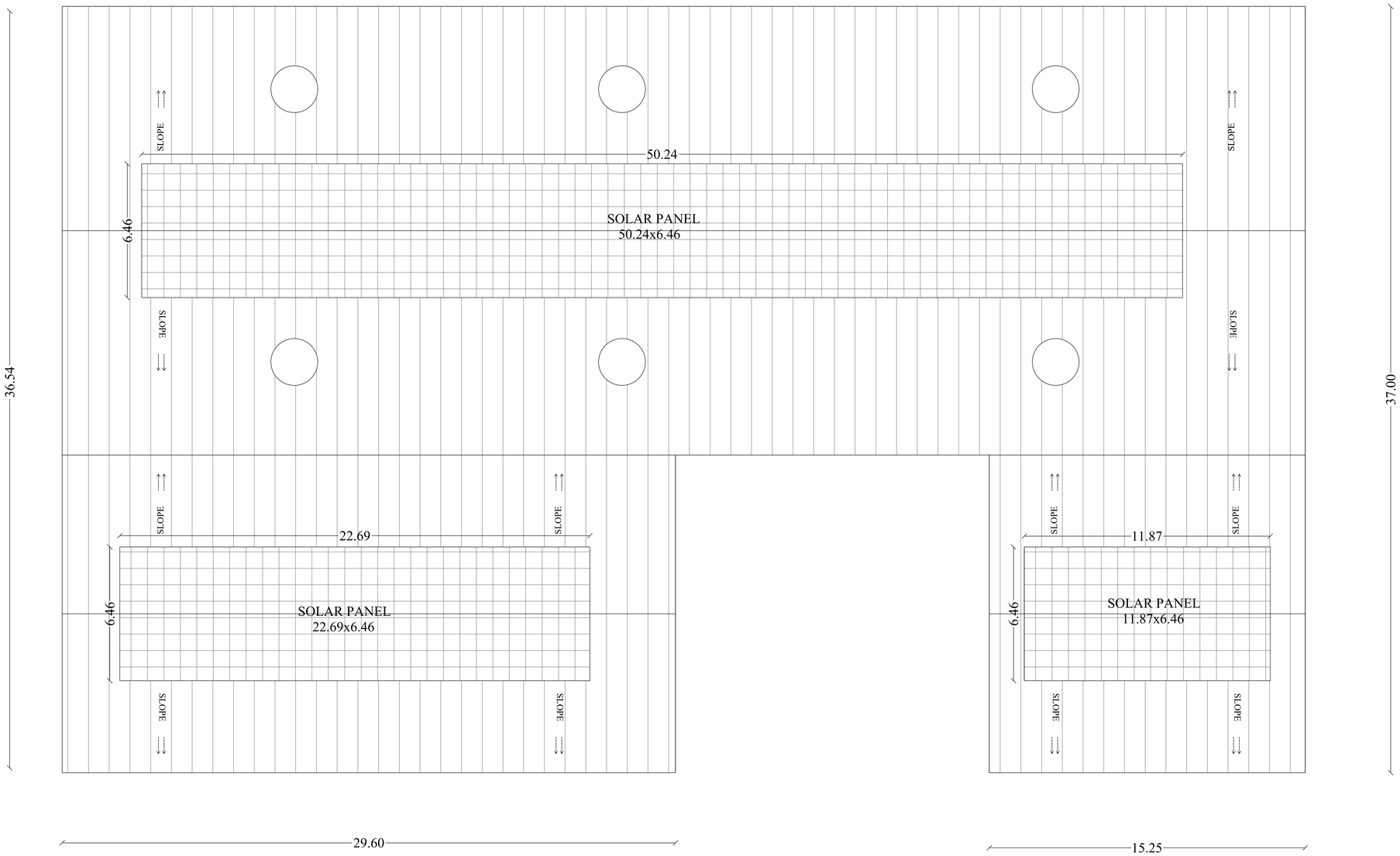

SHEET ROOF - TERRACE

BLOCK NO : 4

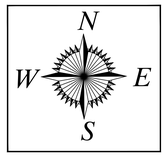

SHEET NO :5/10

DETAILED PLAN SHOWING THE APPROVED EXISTING AND PROPOSED ADDITIONAL CONSTRUCTION OF INDUSTRIAL BUILDING (GREEN CATEGORY- RUBBER GOODS INDUSTRY(WITH GAS OPERATED BABY BOILER)- MANUFACTURING OF TYRE REPAIR GUM COMPOUNDS AND TYRE REPAIR PATCHES) AT R.S.NO:2358A/2, 2362/1, 2363/3B, 2363/4, 2376/1A2, 2376/1B IN ANDIPATTI BIT - 2 VILLAGE, ANDIPATTI TALUK, THENI DISTRICT.

SCALE 1:100 | ALL DIMENSIONS ARE IN METER

SITE AREA

Approved Site Area = 4564.00 Sq.M (1.12 ¼ac)
Proposed Area As Per Document = 29005.00 Sq.M (7.16 ¾ac)
Proposed Area As Per Patta = 28700.00 Sq.M (7.09 ¼ac)
Total Area As Per Fmb / Ground = 32579.80 Sq.M
(least area to be considered)

EXISTING BUILDING APPROVED DETAILS :

நகரமதிப்பீட்டுஎண். 07அ/2015

AREA OF THE SITE = 4564.00 Sq.M
NO OF LABOURS = 14 Nos

S. NO	DESCRIPTION	F.S.I AREA (SQ.M)	NON F.S.I AREA (SQ.M)	TOTAL AREA (SQ.M)
1	EXISTING BLOCK -1 (PRODUCTION MILL) GROUND FLOOR	2205.50	-	2205.50

PROPOSED BUILDING DETAILS

S. NO	DESCRIPTION	F.S.I AREA (SQ.M)	NON F.S.I AREA (SQ.M)	TOTAL AREA (SQ.M)
1	EXISTING BLOCK -1 (STORAGE UNIT) GROUND FLOOR	311.29	-	311.29
2	EXISTING BLOCK -2 (TOILET) GROUND FLOOR	57.85	-	57.85
3	EXISTING BLOCK -3 (STORAGE UNIT) GROUND FLOOR	168.32	-	168.32
4	PROPOSED BLOCK -4 (WORKSHOP) GROUND FLOOR	1987.53	-	1987.53
5	PROPOSED BLOCK -5 (STORAGE UNIT) GROUND FLOOR	584.00	-	584.00
6	PROPOSED BLOCK -6 (WORKSHOP) GROUND FLOOR	740.00	-	740.00
7	EXISTING BLOCK -7 (PRODUCTION HALL) GROUND FLOOR	1075.18	-	1075.18
8	PROPOSED BLOCK -8 (STORAGE UNIT) GROUND FLOOR	1751.92	-	1751.92
9	EXISTING BLOCK -9 (BABY STEAM BOILER) GROUND FLOOR	144.45	-	144.45
	TOTAL BUILT UP AREA	**6820.54**	-	**6820.54**

HP DETAILS BLOCK NO : 4

S. NO	MACHINE NAME	MACHINE CODE	NO.OF MACHINE	HP/PER MACHINE	TOTAL HP
1	Rubber Dispersion Kneader 75L	RDK	1	100	100HP
2	Rubber Mixing Mill	RMM	2	60	120HP
3	Air Compressor 350 L Tank	ACT	1	7.5	7.5HP
4	Rubber Ball Cutter	RB	1	5	5HP
5	Rubber Calendar	RC	3	5	15HP
6	Cooling Drum & Conveyor	CD	3	2	6HP
	TOTAL HP =				253.5HP

JOINERY DETAILS

RS	ROLLING SHUTTER	1.52 x 2.43
RS1	ROLLING SHUTTER	1.67 x 2.40
RS2	ROLLING SHUTTER	2.28 x 2.40
RS3	ROLLING SHUTTER	2.43 x 2.43
RS4	ROLLING SHUTTER	3.27 x 2.43
RS5	ROLLING SHUTTER	2.44 x 2.44
RS6	ROLLING SHUTTER	3.65 x 2.13
RS7	ROLLING SHUTTER	3.73 x 2.13
D	DOOR	0.76 x 2.13
D1	DOOR	0.99 x 1.98
D2	DOOR	1.20 x 2.40
D3	DOOR	1.20 x 2.50
D4	DOOR	1.20 x 2.51
D5	DOOR	1.44 x 2.30
D6	DOOR	1.44 x 2.43
D7	DOOR	1.52 x 2.13
D8	DOOR	1.98 x 2.43
D9	DOOR	1.20 x 1.98
V1	VENTILATOR	1.20 x 0.60
O	OPENING	1.52 x 2.43
O1	OPENING	2.89 x 2.43
O2	OPENING	3.57 x 2.43
O3	OPENING	4.02 x 2.43
W	WINDOW	1.52 x 1.52
W1	WINDOW	1.20 x 1.52
W2	WINDOW	1.44 x 1.52
W3	WINDOW	2.44 x 1.52
W4	WINDOW	0.90 x 1.00
V2	VENTILATOR	0.90 x 0.60
W5	WINDOW	1.52 x 1.52
V3	VENTILATOR	1.52 x 0.60
W6	WINDOW	2.44 x 1.50
V4	VENTILATOR	2.44 x 0.71
V5	VENTILATOR	0.76 x 0.76

Ar. R.KARTHIKEYAN, M.Arch.,AIIA.,
COA REGISTERED ARCHITECT
(Reg. No: CA/2017/85434)
KARTHIK CONSULTANTS
Cell No: 70945 55585
No: 5D, Ist Floor, Adithya Homes,
Duraisamy Nagar, By-Pass Road,
MADURAI-625 010.

ARCHITECT

Er. T.S. JANARTHANAN,
M.E.(Struc).,FACCE(I).,MICI.,
Registered Structural Engineer (LPA)
Reg. No: RSE/Gr.1/16/2026
7-A, Panthadi 8th Street
Near Thasildar Sandhai, Madurai-625 001
Mobile: 97877 03596

STRUCTURAL ENGINEER

Er. V.SUREYA PRAKASH B.E.,
REGISTERED ENGINEER GRADE-I
018/2024/RE-GR-I/DTCP/MADURAI
21B, First Floor, Kannadhasan Street,
S.S.Colony, Madurai-16. Ph: 7373969777

ENGINEER

APPLICANT

NOTES:-

1. Rain Water Harvesting System to be Provided.
2. Bath ,Kitchen waste water to be used for Garden Purpose.
3.Solar Energy System to be Provided.
4. W/C water to be connected with Septic Tank.
5. Fire Resistance to be Provided.
6. Emergency alarm to be provided.
7. Structure is Designed Safely For Earthquake Resistance.
8.First Aid Box with all Equipment to be provided.
9.Mechanical Ventilation provided.(whether it is used)
10.Drinking water provided DW



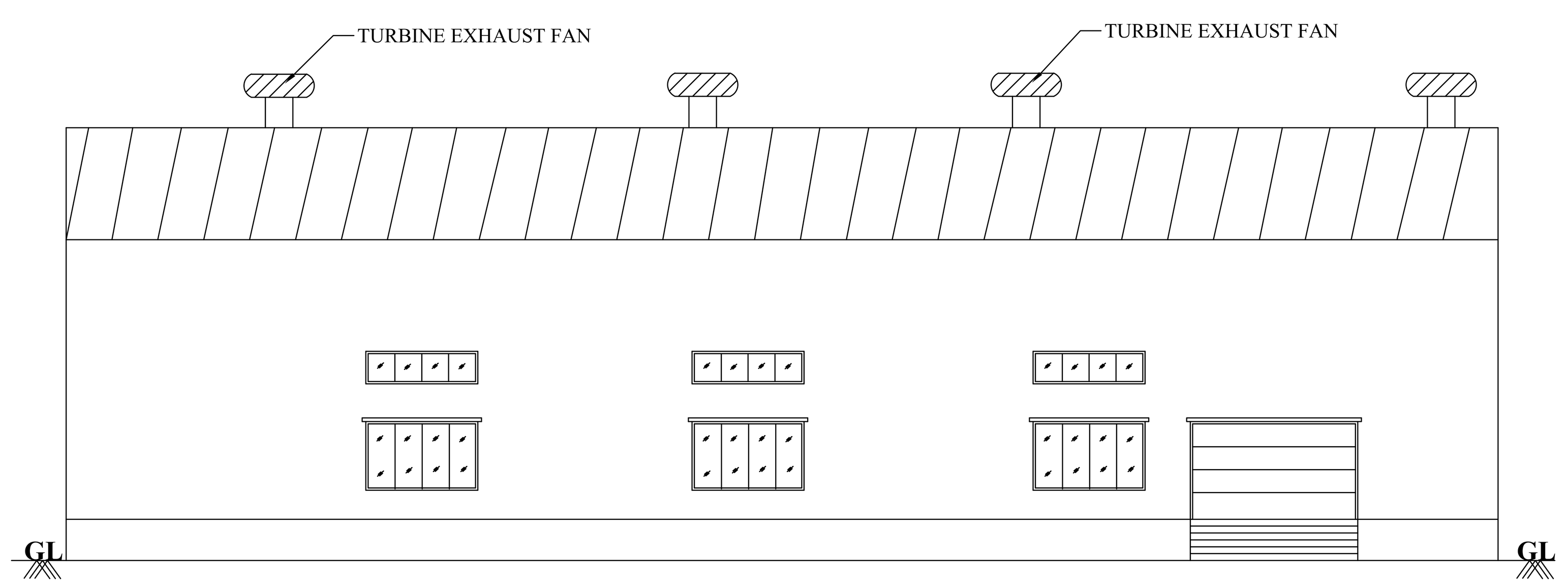

EAST FACING ELEVATION

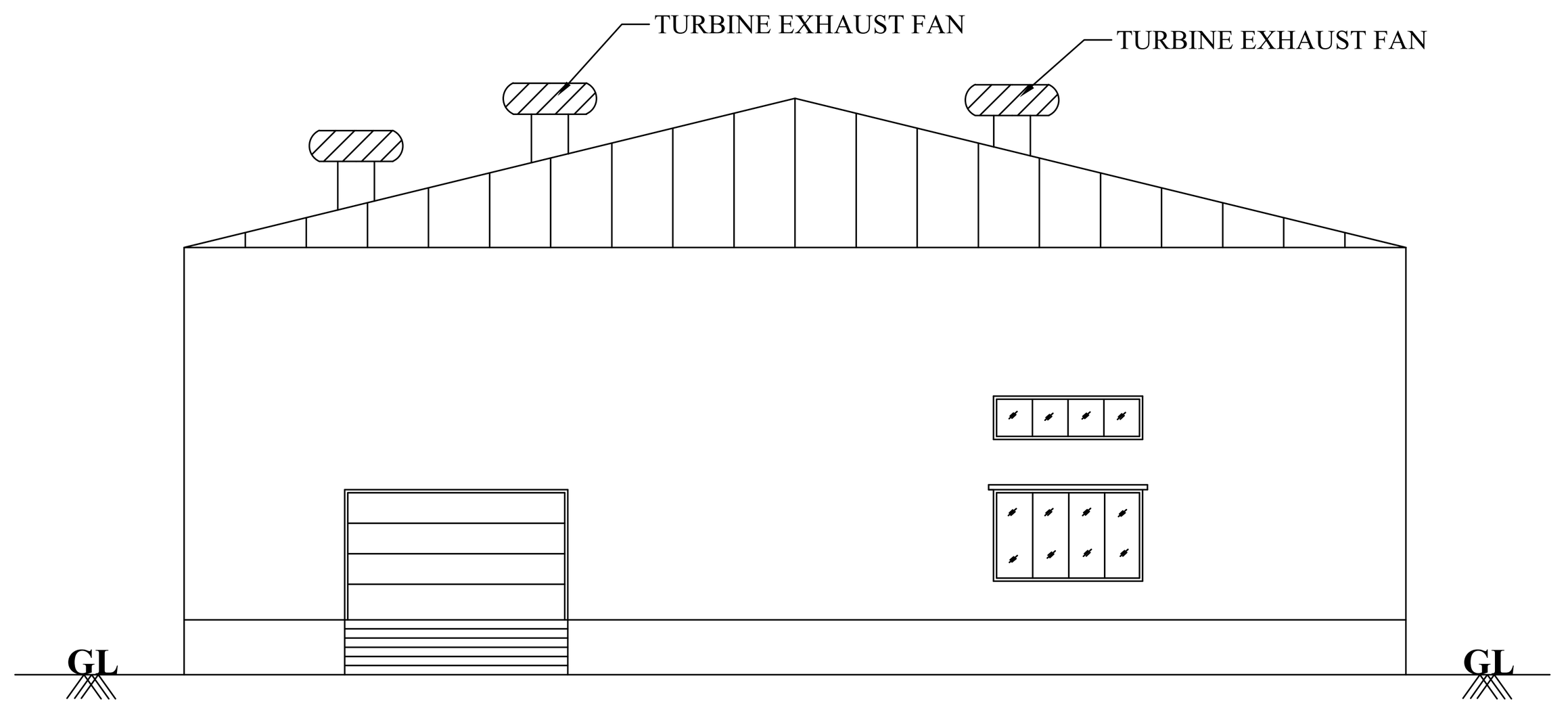

SOUTH FACING ELEVATION

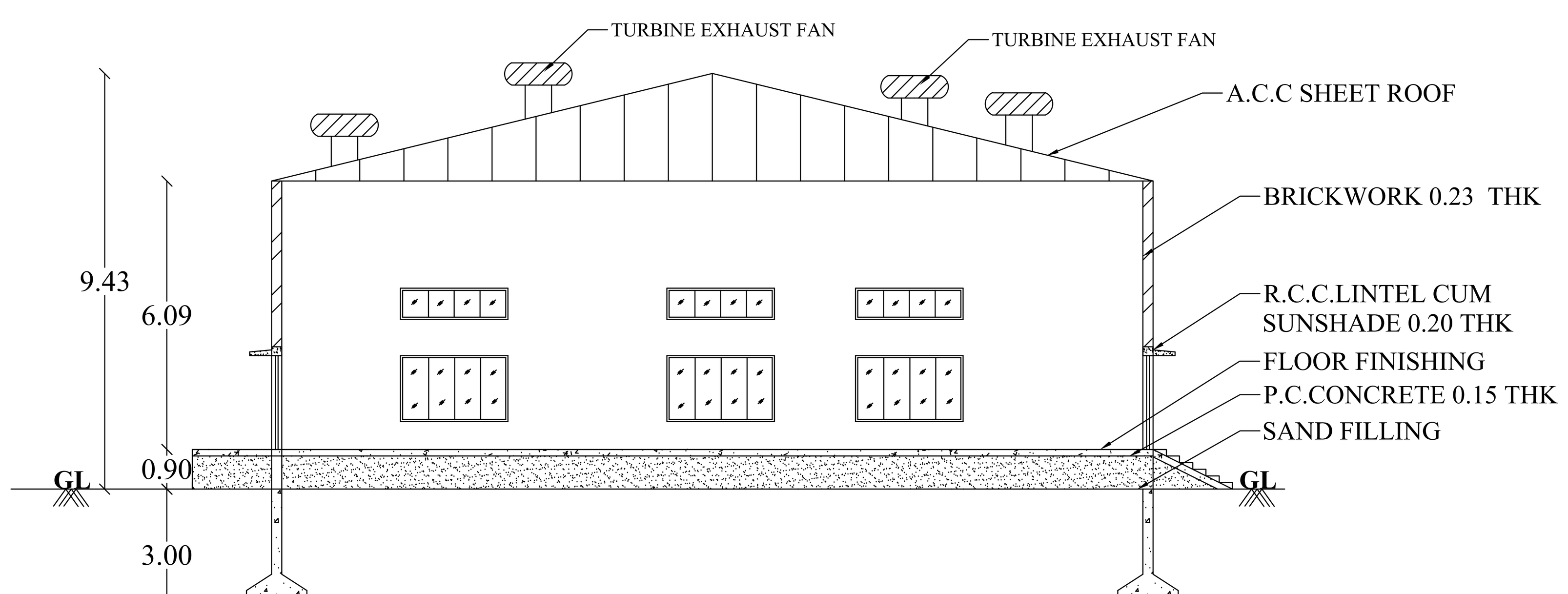

SECTION ON AA

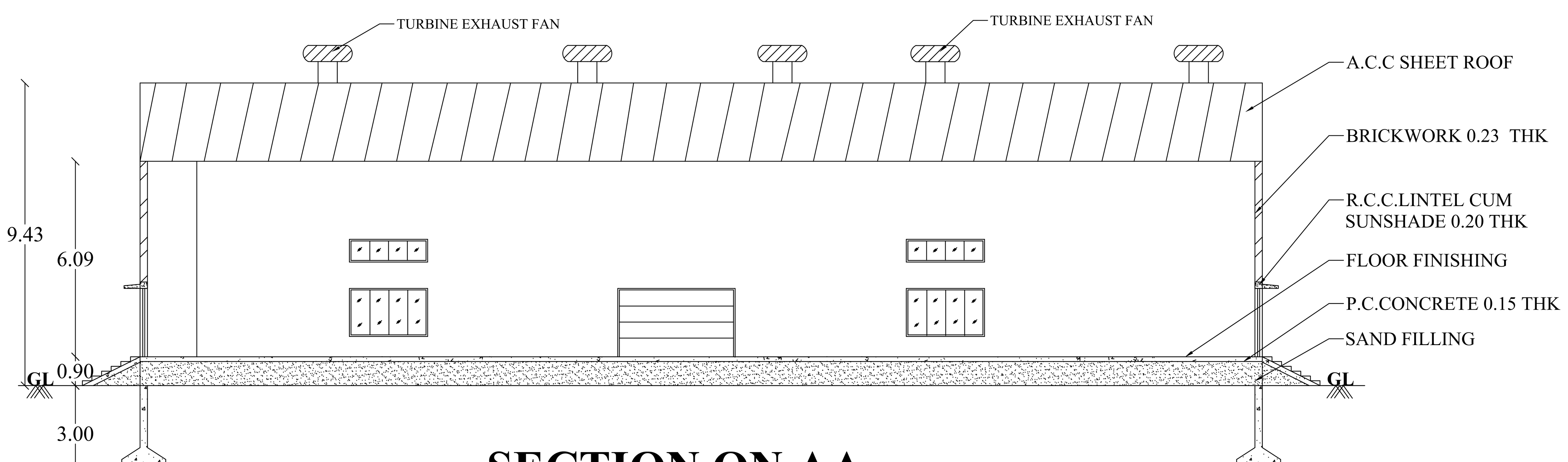

SECTION ON AA

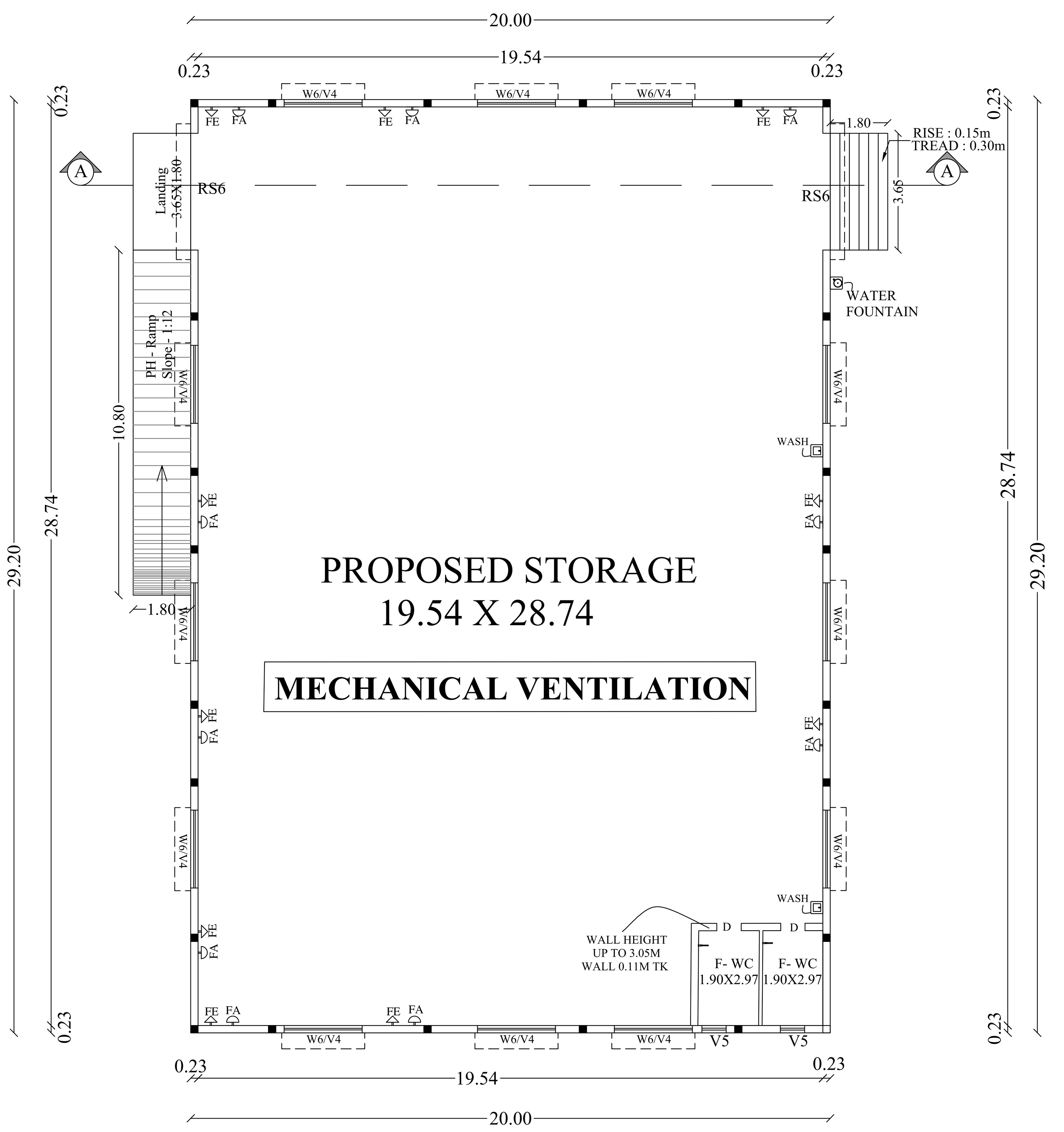

GROUND FLOOR PLAN

BLOCK NO : 5

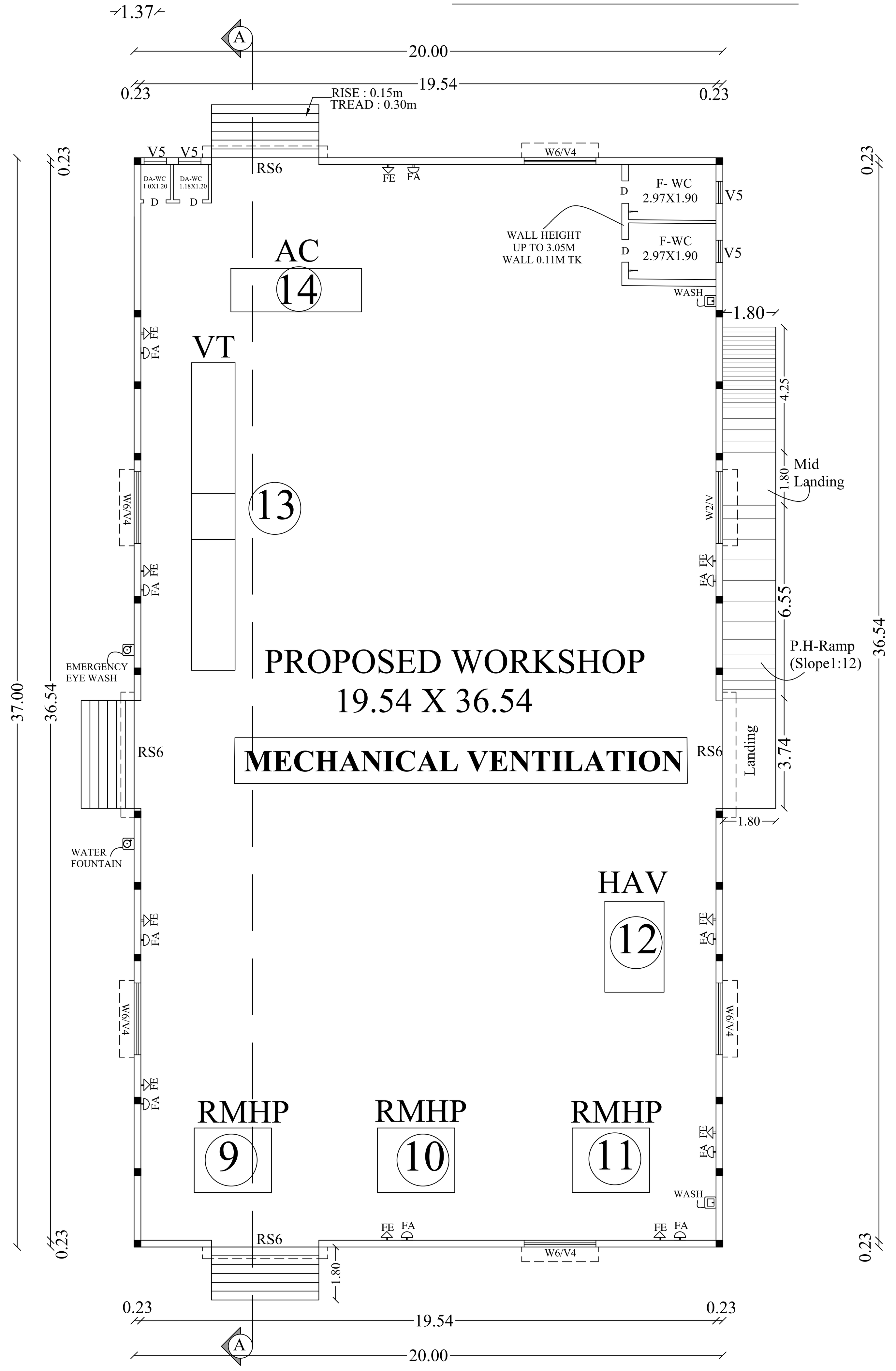

GROUND FLOOR PLAN

BLOCK NO : 6

SHEET NO :6/10

DETAILED PLAN SHOWING THE APPROVED EXISTING AND PROPOSED ADDITIONAL CONSTRUCTION OF INDUSTRIAL BUILDING (GREEN CATEGORY- RUBBER GOODS INDUSTRY(WITH GAS OPERATED BABY BOILER)- MANUFACTURING OF TYRE REPAIR GUM COMPOUNDS AND TYRE REPAIR PATCHES) AT R.S.NO:2358A/2, 2362/1, 2363/3B, 2363/4, 2376/1A2, 2376/1B IN ANDIPATTI BIT - 2 VILLAGE, ANDIPATTI TALUK, THENI DISTRICT.

SCALE 1:100 | ALL DIMENSIONS ARE IN METER

SITE AREA

Approved Site Area = 4564.00 Sq.M (1.12 ¾ac)
Proposed Area As Per Document = 29005.00 Sq.M (7.16 ¾ac)
Proposed Area As Per Patta = 28700.00 Sq.M (7.09 ¼ac)
Total Area As Per Fmb / Ground = 32579.80 Sq.M
(least area to be considered)

EXISTING BUILDING APPROVED DETAILS :

நஊதுஇ(ம.ம)எண். 07அ/2015

AREA OF THE SITE = 4564.00 Sq.M
NO OF LABOURS = 14 Nos

S. NO	DESCRIPTION	F.S.I AREA (SQ.M)	NON F.S.I AREA (SQ.M)	TOTAL AREA (SQ.M)
1	EXISTING BLOCK -1 (PRODUCTION MILL) GROUND FLOOR	2205.50	-	2205.50

PROPOSED BUILDING DETAILS :

S. NO	DESCRIPTION	F.S.I AREA (SQ.M)	NON F.S.I AREA (SQ.M)	TOTAL AREA (SQ.M)
1	EXISTING BLOCK -1 (STORAGE UNIT) GROUND FLOOR	311.29	-	311.29
2	EXISTING BLOCK -2 (TOILET) GROUND FLOOR	57.85	-	57.85
3	EXISTING BLOCK -3 (STORAGE UNIT) GROUND FLOOR	168.32	-	168.32
4	PROPOSED BLOCK -4 (WORKSHOP) GROUND FLOOR	1987.53	-	1987.53
5	PROPOSED BLOCK -5 (STORAGE UNIT) GROUND FLOOR	584.00	-	584.00
6	PROPOSED BLOCK -6 (WORKSHOP) GROUND FLOOR	740.00	-	740.00
7	EXISTING BLOCK -7 (PRODUCTION HALL) GROUND FLOOR	1075.18	-	1075.18
8	PROPOSED BLOCK -8 (STORAGE UNIT) GROUND FLOOR	1751.92	-	1751.92
9	EXISTING BLOCK -9 (BABY STEAM BOILER) GROUND FLOOR	144.45	-	144.45
	TOTAL BUILT UP AREA	**6820.54**	-	**6820.54**

HP DETAILS BLOCK NO : 6

S. NO	MACHINE NAME	MACHINE CODE	NO.OF MACHINE	HP/PER MACHINE	TOTAL HP
1	Rubber Molding Hydraulic Press 200T	RMHP	3	10	30HP
2	Hot Air Owen	ACT	1	2.68	2.68HP
3	Value Testing Machine	VCT	1	1	1HP
4	Air Compressor 250L	AC	1	5	5HP
	TOTAL HP =				38.68HP

JOINERY DETAILS

RS	ROLLING SHUTTER	1.52 x 2.43
RS1	ROLLING SHUTTER	1.67 x 2.40
RS2	ROLLING SHUTTER	2.28 x 2.40
RS3	ROLLING SHUTTER	2.43 x 2.43
RS4	ROLLING SHUTTER	3.27 x 2.43
RS5	ROLLING SHUTTER	2.44 x 2.44
RS6	ROLLING SHUTTER	3.65 x 2.13
RS7	ROLLING SHUTTER	3.73 x 2.13
D	DOOR	0.76 x 2.13
D1	DOOR	0.99 x 1.98
D2	DOOR	1.20 x 2.40
D3	DOOR	1.20 x 2.50
D4	DOOR	1.20 x 2.51
D5	DOOR	1.44 x 2.30
D6	DOOR	1.44 x 2.43
D7	DOOR	1.52 x 2.13
D8	DOOR	1.98 x 2.43
D9	DOOR	1.20 x 1.98
V1	VENTILATOR	1.20 x 0.60
O	OPENING	1.52 x 2.43
O1	OPENING	2.89 x 2.43
O2	OPENING	3.57 x 2.43
O3	OPENING	4.02 x 2.43
W	WINDOW	1.52 x 1.52
W1	WINDOW	1.20 x 1.52
W2	WINDOW	1.44 x 1.52
W3	WINDOW	2.44 x 1.52
W4	WINDOW	0.90 x 1.00
V2	VENTILATOR	0.90 x 0.60
W5	WINDOW	1.52 x 1.52
V3	VENTILATOR	1.52 x 0.60
W6	WINDOW	2.44 x 1.50
V4	VENTILATOR	2.44 x 0.71
V5	VENTILATOR	0.76 x 0.76

NOTES:-

1. Rain Water Harvesting System to be Provided.
2. Bath ,Kitchen waste water to be used for Garden Purpose.
3.Solar Energy System to be Provided.
4. W/C water to be connected with Septic Tank.
5. Fire Resistance to be Provided.
6. Emergency alarm to be provided.
7. Structure is Designed Safely For Earthquake Resistance.
8.First Aid Box with all Equipment to be provided.
9.Mechanical Ventilation provided.(whether it is used)
10.Drinking water provided DW

Ar. R.KARTHIKEYAN, M.Arch.,AIIA.,
COA REGISTERED ARCHITECT
(Reg. No: CA/2017/85434)
KARTHIK CONSULTANTS
Cell No: 70945 55585
No: 5D, Ist Floor, Adithya Homes,
Duraisamy Nagar, By-Pass Road,
MADURAI-625 010.
ARCHITECT

Er. T.S. JANARTHANAN,
M.E.(Struc).,FACCE(I).,MICI.,
Registered Structural Engineer (LPA)
Reg. No: RSE/Gr.1/16/2026
7 A, Panthadi 8th Street
Near Thavittu Sandhai, Madurai-625 001
Mobile: 97877 03596
STRUCTURAL ENGINEER

Er. V.SUREYA PRAKASH B.E.,
REGISTERED ENGINEER GRADE-I
018/2024/RE-GR-I/DTCP/MADURAI
21B, First Floor, Kannadhasan Street,
S.S.Colony, Madurai-16. Ph: 7373969777
ENGINEER

APPLICANT

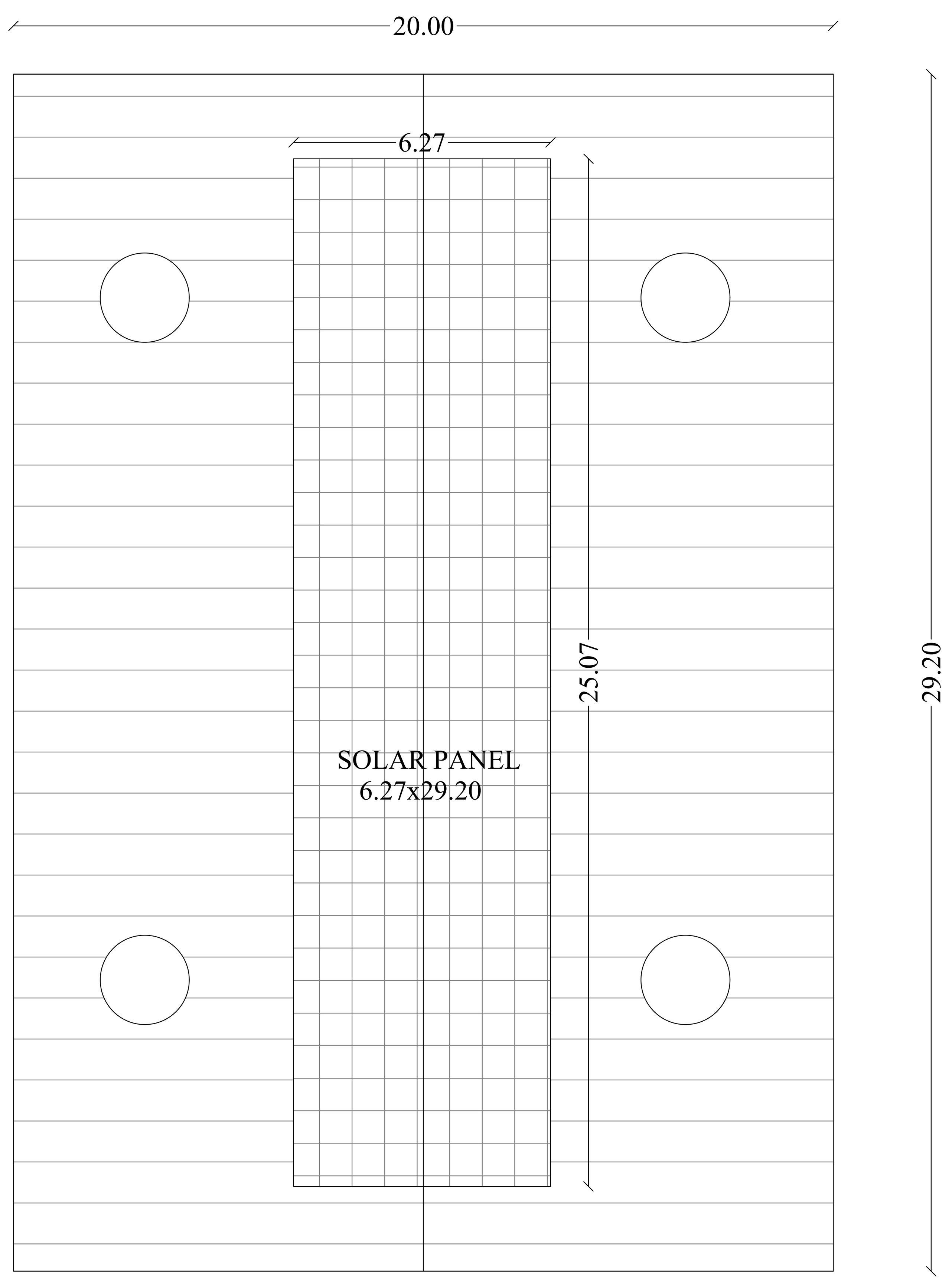

SHEET ROOF - TERRACE

BLOCK NO : 5

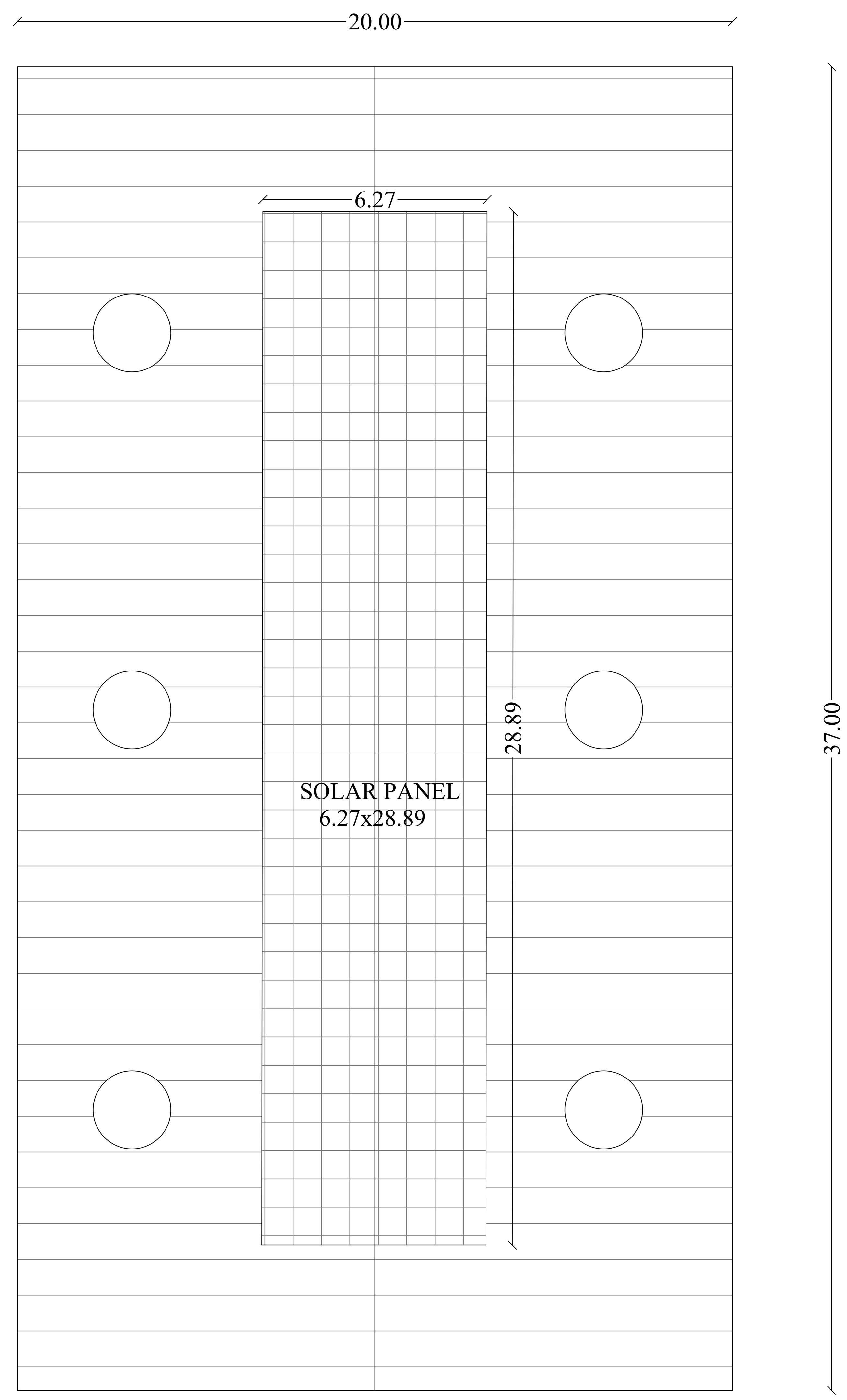

SHEET ROOF - TERRACE

BLOCK NO : 6



SHEET NO :7/10

DETAILED PLAN SHOWING THE APPROVED EXISTING AND PROPOSED ADDITIONAL CONSTRUCTION OF INDUSTRIAL BUILDING (GREEN CATEGORY- RUBBER GOODS INDUSTRY(WITH GAS OPERATED BABY BOILER)- MANUFACTURING OF TYRE REPAIR GUM COMPOUNDS AND TYRE REPAIR PATCHES) AT R.S.NO:2358A/2, 2362/1, 2363/3B, 2363/4, 2376/1A2, 2376/1B IN ANDIPATTI BIT - 2 VILLAGE, ANDIPATTI TALUK, THENI DISTRICT.

SCALE 1:100	ALL DIMENSIONS ARE IN METER

SITE AREA

Approved Site Area = 4564.00 Sq.M (1.12 ¾ac)
Proposed Area As Per Document = 29005.00 Sq.M (7.16 ¾ac)
Proposed Area As Per Patta = 28700.00 Sq.M (7.09 ¼ac)
Total Area As Per Fmb / Ground = 32579.80 Sq.M
(least area to be considered)

EXISTING BUILDING APPROVED DETAILS :

நஊதுஇ(ம.ம)எண். 07அ/2015

AREA OF THE SITE = 4564.00 Sq.M
NO OF LABOURS = 14 Nos

S. NO	DESCRIPTION	F.S.I AREA (SQ.M)	NON F.S.I AREA (SQ.M)	TOTAL AREA (SQ.M)
1	EXISTING BLOCK -1 (PRODUCTION MILL) GROUND FLOOR	2205.50	-	2205.50

PROPOSED BUILDING DETAILS

S. NO	DESCRIPTION	F.S.I AREA (SQ.M)	NON F.S.I AREA (SQ.M)	TOTAL AREA (SQ.M)
1	EXISTING BLOCK -1 (STORAGE UNIT) GROUND FLOOR	311.29	-	311.29
2	EXISTING BLOCK -2 (TOILET) GROUND FLOOR	57.85	-	57.85
3	EXISTING BLOCK -3 (STORAGE UNIT) GROUND FLOOR	168.32	-	168.32
4	PROPOSED BLOCK -4 (WORKSHOP) GROUND FLOOR	1987.53	-	1987.53
5	PROPOSED BLOCK -5 (STORAGE UNIT) GROUND FLOOR	584.00	-	584.00
6	PROPOSED BLOCK -6 (WORKSHOP) GROUND FLOOR	740.00	-	740.00
7	EXISTING BLOCK -7 (PRODUCTION HALL) GROUND FLOOR	1075.18	-	1075.18
8	PROPOSED BLOCK -8 (STORAGE UNIT) GROUND FLOOR	1751.92	-	1751.92
9	EXISTING BLOCK -9 (BABY STEAM BOILER) GROUND FLOOR	144.45	-	144.45
	TOTAL BUILT UP AREA	**6820.54**	-	**6820.54**

HP DETAILS BLOCK NO : 6

S. NO	MACHINE NAME	MACHINE CODE	NO.OF MACHINE	HP/PER MACHINE	TOTAL HP
1	Rubber Molding Hydraulic Press 200T	RMHP	3	10	30HP
2	Hot Air Owen	ACT	1	2.68	2.68HP
3	Value Testing Machine	VCT	1	1	1HP
4	Air Compressor 250L	AC	1	5	5HP
	TOTAL HP =				38.68HP

JOINERY DETAILS

RS	ROLLING SHUTTER	1.52 x 2.43
RS1	ROLLING SHUTTER	1.67 x 2.40
RS2	ROLLING SHUTTER	2.28 x 2.40
RS3	ROLLING SHUTTER	2.43 x 2.43
RS4	ROLLING SHUTTER	3.27 x 2.43
RS5	ROLLING SHUTTER	2.44 x 2.44
RS6	ROLLING SHUTTER	3.65 x 2.13
RS7	ROLLING SHUTTER	3.73 x 2.13
D	DOOR	0.76 x 2.13
D1	DOOR	0.99 x 1.98
D2	DOOR	1.20 x 2.40
D3	DOOR	1.20 x 2.50
D4	DOOR	1.20 x 2.51
D5	DOOR	1.44 x 2.30
D6	DOOR	1.44 x 2.43
D7	DOOR	1.52 x 2.13
D8	DOOR	1.98 x 2.43
D9	DOOR	1.20 x 1.98
V1	VENTILATOR	1.20 x 0.60
O	OPENING	1.52 x 2.43
O1	OPENING	2.89 x 2.43
O2	OPENING	3.57 x 2.43
O3	OPENING	4.02 x 2.43
W	WINDOW	1.52 x 1.52
W1	WINDOW	1.20 x 1.52
W2	WINDOW	1.44 x 1.52
W3	WINDOW	2.44 x 1.52
W4	WINDOW	0.90 x 1.00
V2	VENTILATOR	0.90 x 0.60
W5	WINDOW	1.52 x 1.52
V3	VENTILATOR	1.52 x 0.60
W6	WINDOW	2.44 x 1.50
V4	VENTILATOR	2.44 x 0.71
V5	VENTILATOR	0.76 x 0.76

Ar. R.KARTHIKEYAN, M.Arch., AIIA.,
COA REGISTERED ARCHITECT
(Reg. No: CA/2017/85494)
KARTHIK CONSULTANTS
Cell No: 70945 55585
No: 5D, Ist Floor, Adithya Homes,
Duraisamy Nagar, By-Pass Road,
MADURAI-625 010.
ARCHITECT

Er. T.S. JANARTHANAN,
M.E.(Struc).,FACCE(I).,MICI.,
Registered Structural Engineer (LPA)
Reg. No: RSE/Gr.1/16/2026
7 A, Panthadi 8th Street
Near Thav[illegible] Sandhai, Madurai-625 001
Mobile: 97877 03596
STRUCTURAL ENGINEER

Er. V.SUREYA PRAKASH B.E.,
REGISTERED ENGINEER GRADE-I
018/2024/RE-GR-I/DTCP/MADURAI
21B, First Floor, Kannadhasan Street,
S.S.Colony, Madurai-16. Ph: 7373969777
ENGINEER

APPLICANT

NOTES:-

1. Rain Water Harvesting System to be Provided.
2. Bath ,Kitchen waste water to be used for Garden Purpose.
3. Solar Energy System to be Provided.
4. W/C water to be connected with Septic Tank.
5. Fire Resistance to be Provided.
6. Emergency alarm to be provided.
7. Structure is Designed Safely For Earthquake Resistance.
8. First Aid Box with all Equipment to be provided.
9. Mechanical Ventilation provided.(whether it is used)
10. Drinking water provided DW



SHEET NO :8/10

DETAILED PLAN SHOWING THE APPROVED EXISTING AND PROPOSED ADDITIONAL CONSTRUCTION OF INDUSTRIAL BUILDING (GREEN CATEGORY- RUBBER GOODS INDUSTRY(WITH GAS OPERATED BABY BOILER)- MANUFACTURING OF TYRE REPAIR GUM COMPOUNDS AND TYRE REPAIR PATCHES) AT R.S.NO:2358A/2, 2362/1, 2363/3B, 2363/4, 2376/1A2, 2376/1B IN ANDIPATTI BIT - 2 VILLAGE, ANDIPATTI TALUK, THENI DISTRICT.

SCALE 1:100 | ALL DIMENSIONS ARE IN METER

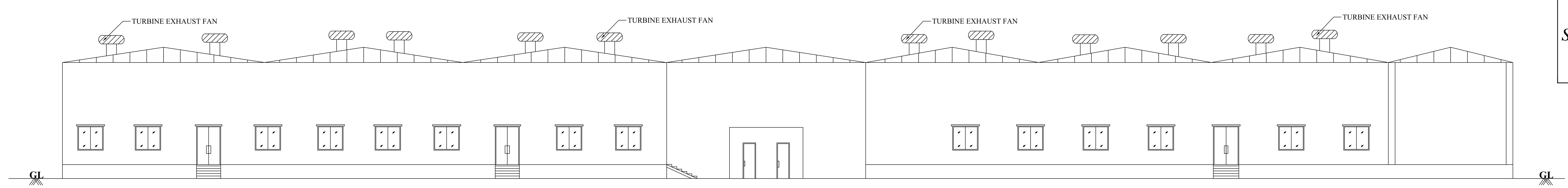

EAST FACING ELEVATION

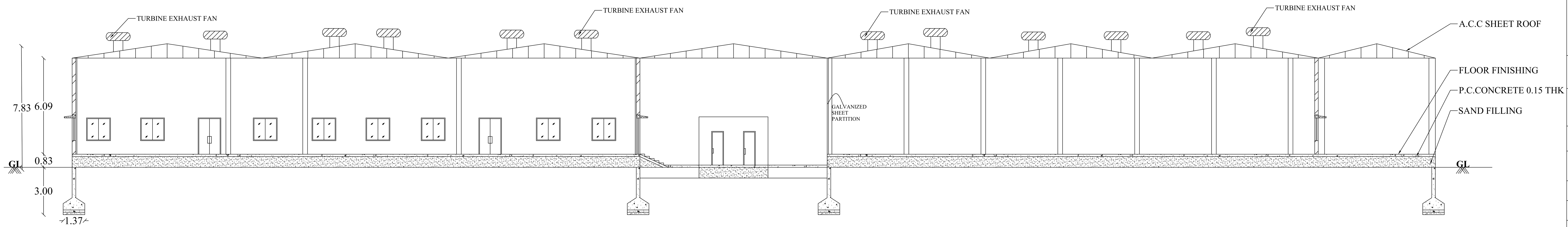

SECTION ON AA

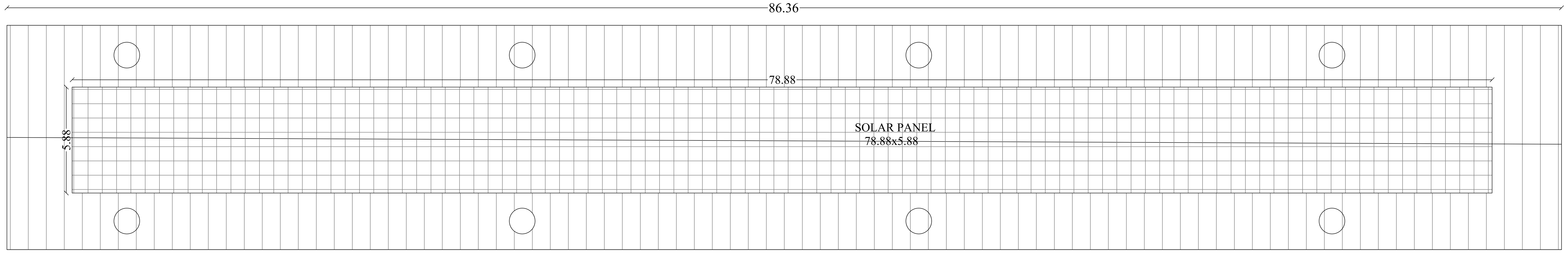

SHEET ROOF - TERRACE

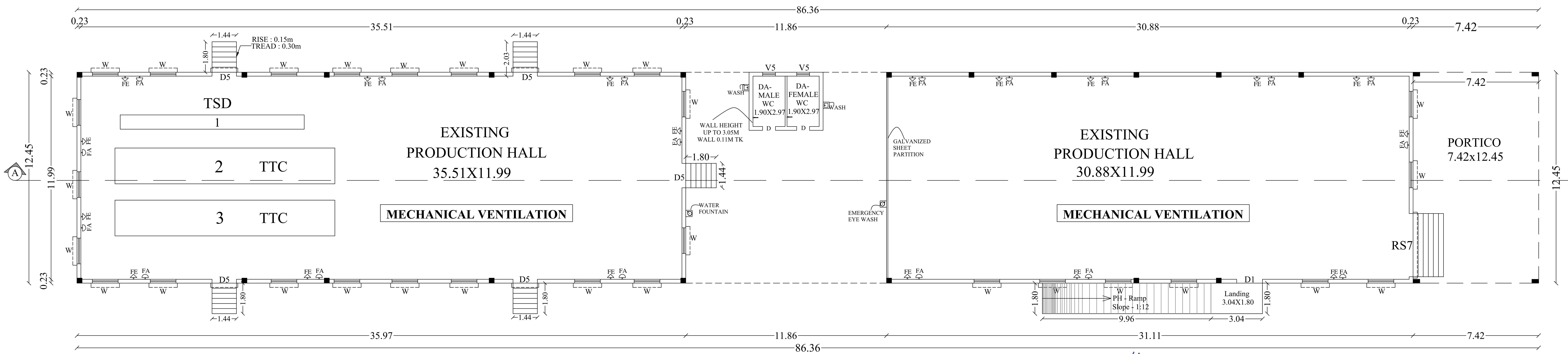

GROUND FLOOR PLAN

BLOCK NO - 7

SITE AREA

Approved Site Area = 4564.00 Sq.M (1.12 $\frac{3}{4}$ac)
Proposed Area As Per Document = 29005.00 Sq.M (7.16 $\frac{3}{4}$ac)
Proposed Area As Per Patta = 28700.00 Sq.M (7.09 $\frac{1}{4}$ac)
Total Area As Per Fmb / Ground = 32579.80 Sq.M
(least area to be considered)

EXISTING BUILDING APPROVED DETAILS :

நஊதுஇ(ம.ம)எண். 07அ/2015

AREA OF THE SITE = 4564.00 Sq.M
NO OF LABOURS = 14 Nos

S. NO	DESCRIPTION	F.S.I AREA (SQ.M)	NON F.S.I AREA (SQ.M)	TOTAL AREA (SQ.M)
1	EXISTING BLOCK -1 (PRODUCTION MILL) GROUND FLOOR	2205.50	-	2205.50

PROPOSED BUILDING DETAILS :

S. NO	DESCRIPTION	F.S.I AREA (SQ.M)	NON F.S.I AREA (SQ.M)	TOTAL AREA (SQ.M)
1	EXISTING BLOCK -1 (STORAGE UNIT) GROUND FLOOR	311.29	-	311.29
2	EXISTING BLOCK -2 (TOILET) GROUND FLOOR	57.85	-	57.85
3	EXISTING BLOCK -3 (STORAGE UNIT) GROUND FLOOR	168.32	-	168.32
4	PROPOSED BLOCK -4 (WORKSHOP) GROUND FLOOR	1987.53	-	1987.53
5	PROPOSED BLOCK -5 (STORAGE UNIT) GROUND FLOOR	584.00	-	584.00
6	PROPOSED BLOCK -6 (WORKSHOP) GROUND FLOOR	740.00	-	740.00
7	EXISTING BLOCK -7 (PRODUCTION HALL) GROUND FLOOR	1075.18	-	1075.18
8	PROPOSED BLOCK -8 (STORAGE UNIT) GROUND FLOOR	1751.92	-	1751.92
9	EXISTING BLOCK -9 (BABY STEAM BOILER) GROUND FLOOR	144.45	-	144.45
	TOTAL BUILT UP AREA	**6820.54**	-	**6820.54**

JOINERY DETAILS

RS	ROLLING SHUTTER	1.52 x 2.43
RS1	ROLLING SHUTTER	1.67 x 2.40
RS2	ROLLING SHUTTER	2.28 x 2.40
RS3	ROLLING SHUTTER	2.43 x 2.43
RS4	ROLLING SHUTTER	3.27 x 2.43
RS5	ROLLING SHUTTER	2.44 x 2.44
RS6	ROLLING SHUTTER	3.65 x 2.13
RS7	ROLLING SHUTTER	3.73 x 2.13
D	DOOR	0.76 x 2.13
D1	DOOR	0.99 x 1.98
D2	DOOR	1.20 x 2.40
D3	DOOR	1.20 x 2.50
D4	DOOR	1.20 x 2.51
D5	DOOR	1.44 x 2.30
D6	DOOR	1.44 x 2.43
D7	DOOR	1.52 x 2.13
D8	DOOR	1.98 x 2.43
D9	DOOR	1.20 x 1.98
V1	VENTILATOR	1.20 x 0.60
O	OPENING	1.52 x 2.43
O1	OPENING	2.89 x 2.43
O2	OPENING	3.57 x 2.43
O3	OPENING	4.02 x 2.43
W	WINDOW	1.52 x 1.52
W1	WINDOW	1.20 x 1.52
W2	WINDOW	1.44 x 1.52
W3	WINDOW	2.44 x 1.52
W4	WINDOW	0.90 x 1.00
V2	VENTILATOR	0.90 x 0.60
W5	WINDOW	1.52 x 1.52
V3	VENTILATOR	1.52 x 0.60
W6	WINDOW	2.44 x 1.50
V4	VENTILATOR	2.44 x 0.71
V5	VENTILATOR	0.76 x 0.76

NOTES:-

1. Rain Water Harvesting System to be Provided.
2. Bath ,Kitchen waste water to be used for Garden Purpose.
3. Solar Energy System to be Provided.
4. W/C water to be connected with Septic Tank.
5. Fire Resistance to be Provided.
6. Emergency alarm to be provided.
7. Structure is Designed Safely For Earthquake Resistance.
8. First Aid Box with all Equipment to be provided.
9. Mechanical Ventilation provided.(whether it is used)
10. Drinking water provided DW

Ar. R.KARTHIKEYAN, M.Arch., AIIA.,
COA REGISTERED ARCHITECT
(Reg. No: CA/2017/85494)
KARTHIK CONSULTANTS
Cell No: 70945 55585
No: 5D, Ist Floor, Adithya Homes,
Duraisamy Nagar, By-Pass Road,
MADURAI-625 010.
ARCHITECT

Er. T.S. JANARTHANAN,
M.E.(Struc).,FACCE(I).,MICI.,
Registered Structural Engineer (LPA)
Reg. No: RSE/Gr.1/16/2026
7 A. Panthadi 8th Street
Near Thavittu Sandhai, Madurai-625 001
Mobile: 97877 03596
STRUCTURAL ENGINEER

Er. V.SUREYA PRAKASH B.E.,
REGISTERED ENGINEER GRADE-I
018/2024/RE-GR-I/DTCP/MADURAI
21B, First Floor, Kannadhasan Street,
S.S.Colony, Madurai-16. Ph: 7373969777
ENGINEER

APPLICANT

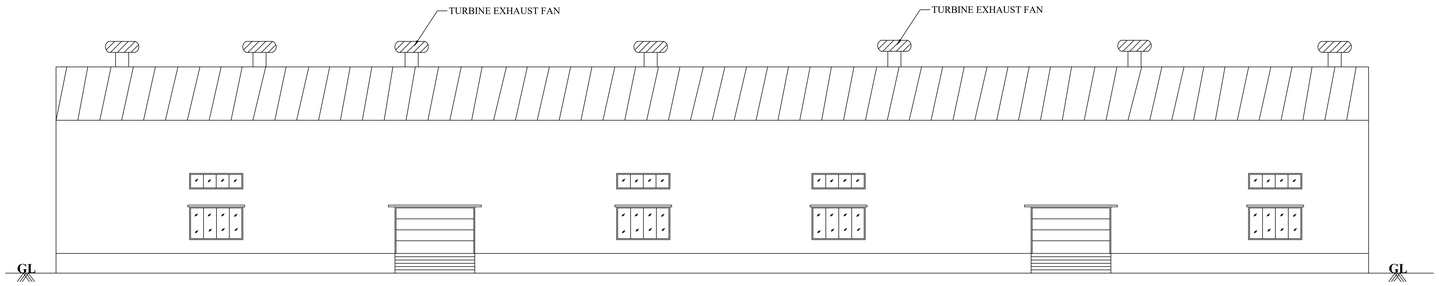

NORTH FACING ELEVATION

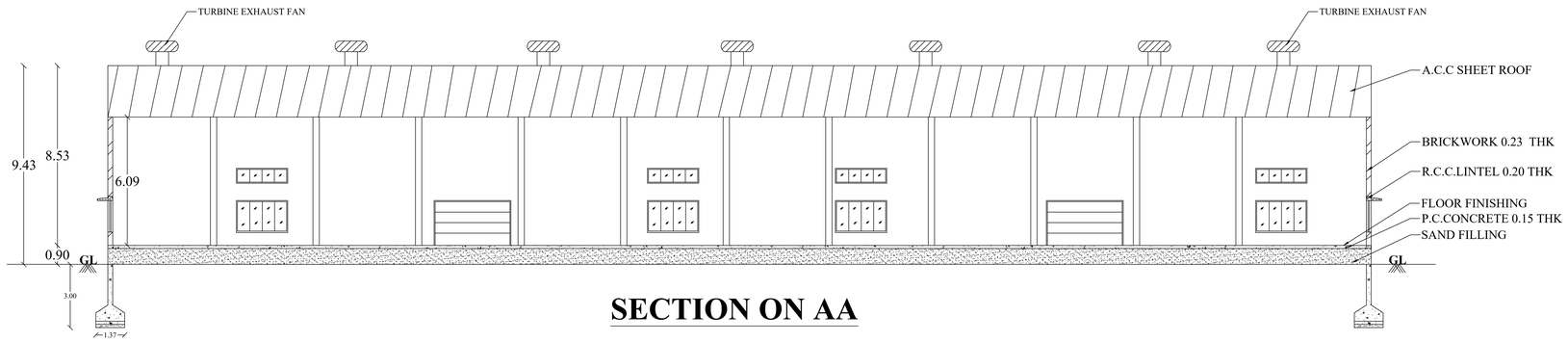

SECTION ON AA



GROUND FLOOR PLAN

BLOCK NO : 8

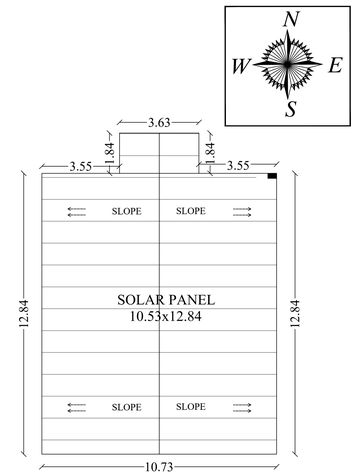

SHEET ROOF - TREEACE

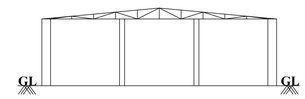

NORTH FACING ELEVATION

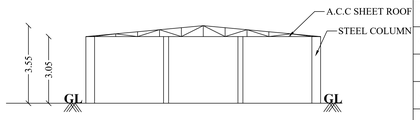

SECTION ON AA

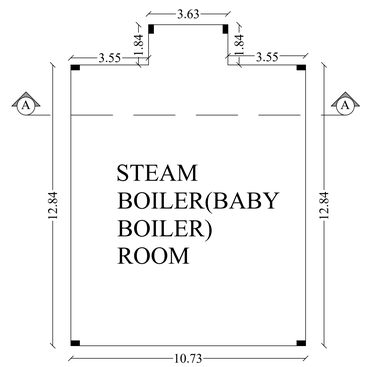

GROUND FLOOR PLAN

BLOCK NO : 9

DETAILED PLAN SHOWING THE APPROVED EXISTING AND PROPOSED ADDITIONAL CONSTRUCTION OF INDUSTRIAL BUILDING (GREEN CATEGORY- RUBBER GOODS INDUSTRY(WITH GAS OPERATED BABY BOILER)- MANUFACTURING OF TYRE REPAIR GUM COMPOUNDS AND TYRE REPAIR PATCHES) AT R.S.NO:2358A/2, 2362/1, 2363/3B, 2363/4, 2376/1A2, 2376/1B IN ANDIPATTI BIT - 2 VILLAGE, ANDIPATTI TALUK, THENI DISTRICT.

SCALE 1:100	ALL DIMENSIONS ARE IN METER

SITE AREA

Approved Site Area = 4564.00 Sq.M (1.12 $\frac{3}{4}$ac)
Proposed Area As Per Document = 29005.00 Sq.M (7.16 $\frac{3}{4}$ac)
Proposed Area As Per Patta = 28700.00 Sq.M (7.09 $\frac{1}{4}$ac)
Total Area As Per Fmb / Ground = 32579.80 Sq.M
(least area to be considered)

EXISTING BUILDING APPROVED DETAILS :

நஊதுஇ(ம.ம)எண். 07அ/2015

AREA OF THE SITE = 4564.00 Sq.M
NO OF LABOURS = 14 Nos

S. NO	DESCRIPTION	F.S.I AREA (SQ.M)	NON F.S.I AREA (SQ.M)	TOTAL AREA (SQ.M)
1	EXISTING BLOCK -1 (PRODUCTION MILL) GROUND FLOOR	2205.50	-	2205.50

PROPOSED BUILDING DETAILS :

S. NO	DESCRIPTION	F.S.I AREA (SQ.M)	NON F.S.I AREA (SQ.M)	TOTAL AREA (SQ.M)
1	EXISTING BLOCK -1 (STORAGE UNIT) GROUND FLOOR	311.29	-	311.29
2	EXISTING BLOCK -2 (TOILET) GROUND FLOOR	57.85	-	57.85
3	EXISTING BLOCK -3 (STORAGE UNIT) GROUND FLOOR	168.32	-	168.32
4	PROPOSED BLOCK -4 (WORKSHOP) GROUND FLOOR	1987.53	-	1987.53
5	PROPOSED BLOCK -5 (STORAGE UNIT) GROUND FLOOR	584.00	-	584.00
6	PROPOSED BLOCK -6 (WORKSHOP) GROUND FLOOR	740.00	-	740.00
7	EXISTING BLOCK -7 (PRODUCTION HALL) GROUND FLOOR	1075.18	-	1075.18
8	PROPOSED BLOCK -8 (STORAGE UNIT) GROUND FLOOR	1751.92	-	1751.92
9	EXISTING BLOCK -9 (BABY STEAM BOILER) GROUND FLOOR	144.45	-	144.45
	TOTAL BUILT UP AREA	**6820.54**	-	**6820.54**

JOINERY DETAILS

RS	ROLLING SHUTTER	1.52 x 2.43
RS1	ROLLING SHUTTER	1.67 x 2.40
RS2	ROLLING SHUTTER	2.28 x 2.40
RS3	ROLLING SHUTTER	2.43 x 2.43
RS4	ROLLING SHUTTER	3.27 x 2.43
RS5	ROLLING SHUTTER	2.44 x 2.44
RS6	ROLLING SHUTTER	3.65 x 2.13
RS7	ROLLING SHUTTER	3.73 x 2.13
D	DOOR	0.76 x 2.13
D1	DOOR	0.99 x 1.98
D2	DOOR	1.20 x 2.40
D3	DOOR	1.20 x 2.50
D4	DOOR	1.20 x 2.51
D5	DOOR	1.44 x 2.30
D6	DOOR	1.44 x 2.43
D7	DOOR	1.52 x 2.13
D8	DOOR	1.98 x 2.43
D9	DOOR	1.20 x 1.98
V1	VENTILATOR	1.20 x 0.60
O	OPENING	1.52 x 2.43
O1	OPENING	2.89 x 2.43
O2	OPENING	3.57 x 2.43
O3	OPENING	4.02 x 2.43
W	WINDOW	1.52 x 1.52
W1	WINDOW	1.20 x 1.52
W2	WINDOW	1.44 x 1.52
W3	WINDOW	2.44 x 1.52
W4	WINDOW	0.90 x 1.00
V2	VENTILATOR	0.90 x 0.60
W5	WINDOW	1.52 x 1.52
V3	VENTILATOR	1.52 x 0.60
W6	WINDOW	2.44 x 1.50
V4	VENTILATOR	2.44 x 0.71
V5	VENTILATOR	0.76 x 0.76

NOTES:-

1. Rain Water Harvesting System to be Provided.
2. Bath ,Kitchen waste water to be used for Garden Purpose.
3.Solar Energy System to be Provided.
4. W/C water to be connected with Septic Tank.
5. Fire Resistance to be Provided.
6. Emergency alarm to be provided.
7. Structure is Designed Safely For Earthquake Resistance.
8.First Aid Box with all Equipment to be provided.
9.Mechanical Ventilation provided.(whether it is used)
10.Drinking water provided DW

Er. T.S. JANARTHANAN,
M.E.(Struc).,FACCE(I).,MICI.,
Registered Structural Engineer (LPA)
Reg. No: RSE/Gr.1/16/2026
7 A, Panthadi 8th Street
Near Thaneer Pandhal, Madurai-625 001
Mobile: 97877 03596

STRUCTURAL ENGINEER

Ar. R.KARTHIKEYAN, M.Arch.,AIIA.,
COA REGISTERED ARCHITECT
(Reg. No: CA/2017/85434)
KARTHIK CONSULTANTS
Cell No: 70945 55585
No: 5D, ist Floor, Adithya Homes,
Duraisamy Nagar, By-Pass Road,
MADURAI-625 010.

ARCHITECT

APPLICANT

Er. V.SUREYA PRAKASH B.E.,
REGISTERED ENGINEER GRADE-I
018/2024/RE-GR-I/DTCP/MADURAI
21B, First Floor, Kannadhasan Street,
S.S.Colony, Madurai-16. Ph: 7373969777

ENGINEER

SHEET NO :10/10

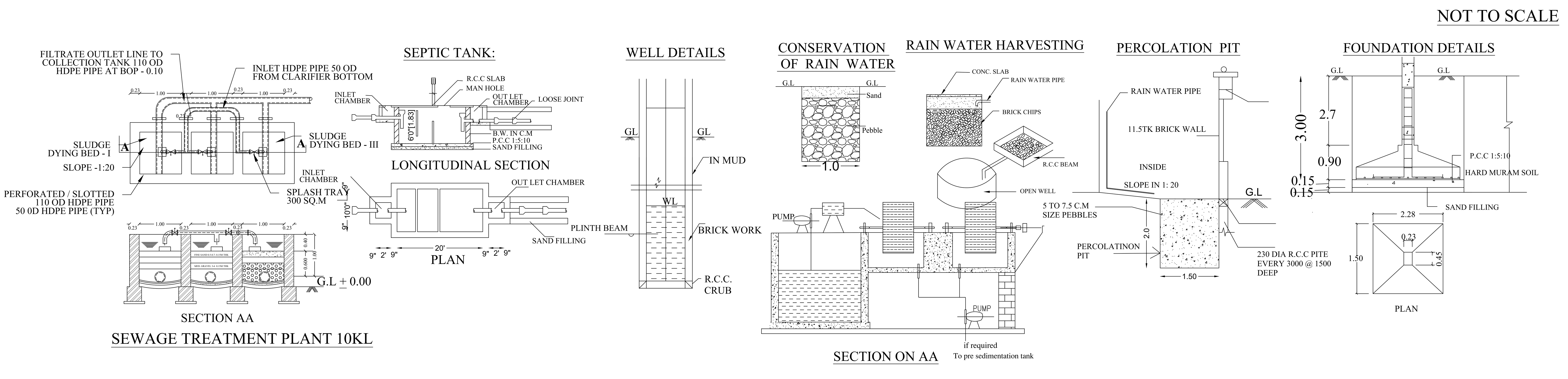



DETAILED PLAN SHOWING THE APPROVED EXISTING AND PROPOSED ADDITIONAL CONSTRUCTION OF INDUSTRIAL BUILDING (GREEN CATEGORY- RUBBER GOODS INDUSTRY(WITH GAS OPERATED BABY BOILER)- MANUFACTURING OF TYRE REPAIR GUM COMPOUNDS AND TYRE REPAIR PATCHES) AT R.S.NO:2358A/2, 2362/1, 2363/3B, 2363/4, 2376/1A2, 2376/1B IN ANDIPATTI BIT - 2 VILLAGE, ANDIPATTI TALUK, THENI DISTRICT.

SCALE 1:100	ALL DIMENSIONS ARE IN METER

SITE AREA

Approved Site Area = 4564.00 Sq.M (1.12 ¾ac)
Proposed Area As Per Document = 29005.00 Sq.M (7.16 ¾ac)
Proposed Area As Per Patta = 28700.00 Sq.M (7.09 ¼ac)
Total Area As Per Fmb / Ground = 32579.80 Sq.M
(least area to be considered)

EXISTING BUILDING APPROVED DETAILS :

நஊதுஇ(ம.ம)எண். 07அ/2015

AREA OF THE SITE = 4564.00 Sq.M
NO OF LABOURS = 14 Nos

S. NO	DESCRIPTION	F.S.I AREA (SQ.M)	NON F.S.I AREA (SQ.M)	TOTAL AREA (SQ.M)
1	EXISTING BLOCK -1 (PRODUCTION MILL) GROUND FLOOR	2205.50	-	2205.50

PROPOSED BUILDING DETAILS

S. NO	DESCRIPTION	F.S.I AREA (SQ.M)	NON F.S.I AREA (SQ.M)	TOTAL AREA (SQ.M)
1	EXISTING BLOCK -1 (STORAGE UNIT) GROUND FLOOR	311.29	-	311.29
2	EXISTING BLOCK -2 (TOILET) GROUND FLOOR	57.85	-	57.85
3	EXISTING BLOCK -3 (STORAGE UNIT) GROUND FLOOR	168.32	-	168.32
4	PROPOSED BLOCK -4 (WORKSHOP) GROUND FLOOR	1987.53	-	1987.53
5	PROPOSED BLOCK -5 (STORAGE UNIT) GROUND FLOOR	584.00	-	584.00
6	PROPOSED BLOCK -6 (WORKSHOP) GROUND FLOOR	740.00	-	740.00
7	EXISTING BLOCK -7 (PRODUCTION HALL) GROUND FLOOR	1075.18	-	1075.18
8	PROPOSED BLOCK -8 (STORAGE UNIT) GROUND FLOOR	1751.92	-	1751.92
9	EXISTING BLOCK -9 (BABY STEAM BOILER) GROUND FLOOR	144.45	-	144.45
TOTAL BUILT UP AREA		**6820.54**	-	**6820.54**

JOINERY DETAILS

RS	ROLLING SHUTTER	1.52 x 2.43
RS1	ROLLING SHUTTER	1.67 x 2.40
RS2	ROLLING SHUTTER	2.28 x 2.40
RS3	ROLLING SHUTTER	2.43 x 2.43
RS4	ROLLING SHUTTER	3.27 x 2.43
RS5	ROLLING SHUTTER	2.44 x 2.44
RS6	ROLLING SHUTTER	3.65 x 2.13
RS7	ROLLING SHUTTER	3.73 x 2.13
D	DOOR	0.76 x 2.13
D1	DOOR	0.99 x 1.98
D2	DOOR	1.20 x 2.40
D3	DOOR	1.20 x 2.50
D4	DOOR	1.20 x 2.51
D5	DOOR	1.44 x 2.30
D6	DOOR	1.44 x 2.43
D7	DOOR	1.52 x 2.13
D8	DOOR	1.98 x 2.43
D9	DOOR	1.20 x 1.98
V1	VENTILATOR	1.20 x 0.60
O	OPENING	1.52 x 2.43
O1	OPENING	2.89 x 2.43
O2	OPENING	3.57 x 2.43
O3	OPENING	4.02 x 2.43
W	WINDOW	1.52 x 1.52
W1	WINDOW	1.20 x 1.52
W2	WINDOW	1.44 x 1.52
W3	WINDOW	2.44 x 1.52
W4	WINDOW	0.90 x 1.00
V2	VENTILATOR	0.90 x 0.60
W5	WINDOW	1.52 x 1.52
V3	VENTILATOR	1.52 x 0.60
W6	WINDOW	2.44 x 1.50
V4	VENTILATOR	2.44 x 0.71
V5	VENTILATOR	0.76 x 0.76

NOTES:-

1. Rain Water Harvesting System to be Provided.
2. Bath ,Kitchen waste water to be used for Garden Purpose.
3.Solar Energy System to be Provided.
4. W/C water to be connected with Septic Tank.
5. Fire Resistance to be Provided.
6. Emergency alarm to be provided.
7. Structure is Designed Safely For Earthquake Resistance.
8.First Aid Box with all Equipment to be provided.
9.Mechanical Ventilation provided.(whether it is used)
10.Drinking water provided DW

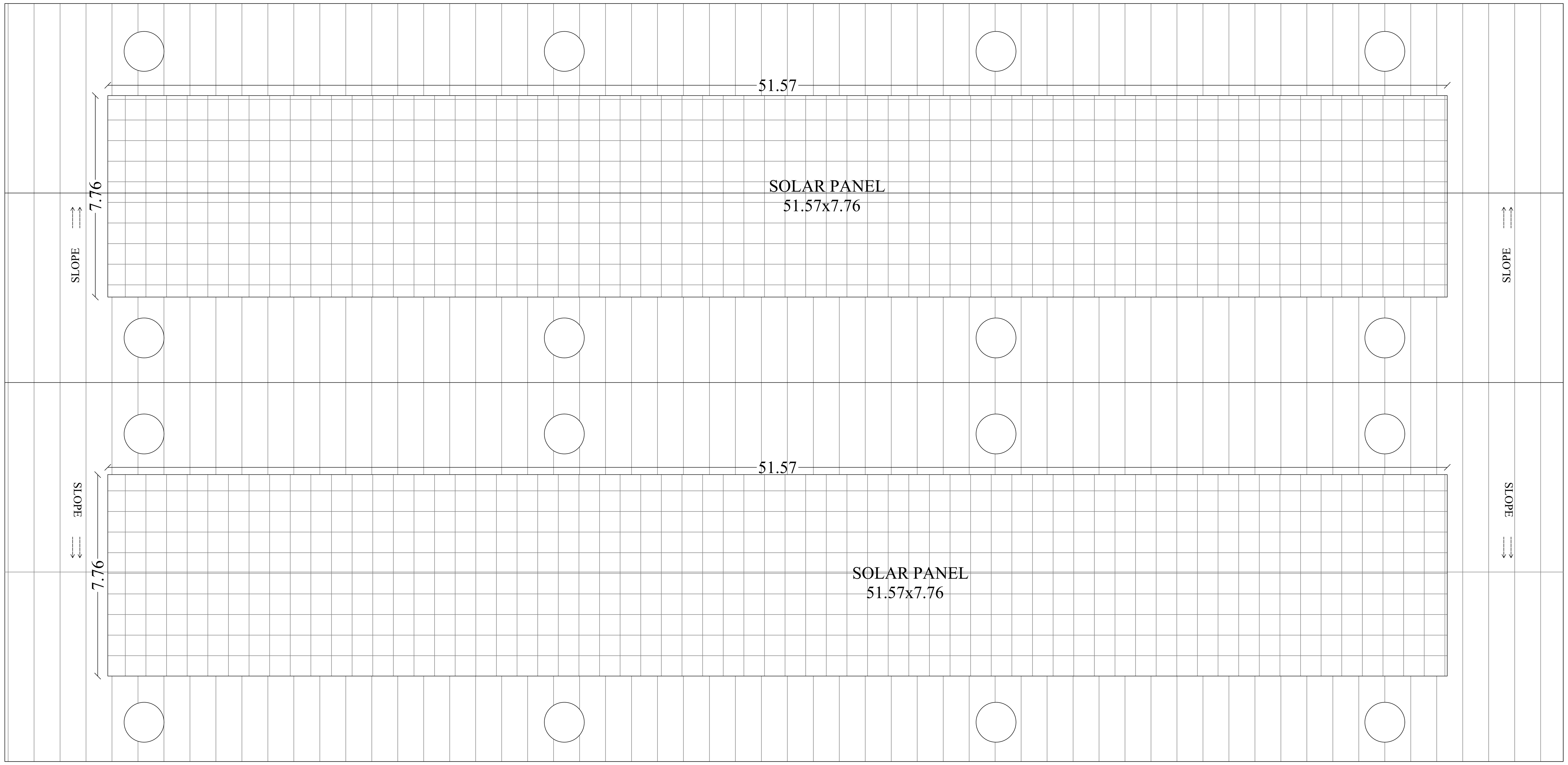

SHEET ROOF - TERRACE

BLOCK NO : 8

Ar. R.KARTHIKEYAN, M.Arch., AIIA.,
COA REGISTERED ARCHITECT
(Reg. No: CA/2017/85494)
KARTHIK CONSULTANTS
Cell No: 70945 55585
No: 5D, Ist Floor, Adithya Homes,
Duraisamy Nagar, By-Pass Road,
MADURAI-625 010.
ARCHITECT

Er. T.S. JANARTHANAN,
M.E.(Struc).,FACCE(I).,MICI.,
Registered Structural Engineer (LPA)
Reg. No: RSE/Gr.1/16/2026
7 A. Panthadi 8th Street
Near Thavittu Sandhai, Madurai-625 001
Mobile: 97877 03596
STRUCTURAL ENGINEER

Er. V.SUREYA PRAKASH B.E.,
REGISTERED ENGINEER GRADE-I
018/2024/RE-GR-I/DTCP/MADURAI
21B, First Floor, Kannadhasan Street,
S.S.Colony, Madurai-16. Ph: 7373969777
ENGINEER

APPLICANT

SITE PLAN SHOWING THE APPROVED EXISTING AND PROPOSED ADDITIONAL CONSTRUCTION OF INDUSTRIAL BUILDING (GREEN CATEGORY- RUBBER GOODS INDUSTRY(WITH GAS OPERATED BABY BOILER)- MANUFACTURING OF TYRE REPAIR GUM COMPOUNDS AND TYRE REPAIR PATCHES) AT R.S.NO:2358A/2, 2362/1, 2363/3B, 2363/4, 2376/1A2, 2376/1B IN ANDIPATTI BIT - 2 VILLAGE, ANDIPATTI TALUK, THENI DISTRICT.

SITE PLAN

LEGEND

- SITE BOUNDARY
- EXISTING APPROVED BUILDING
- EXISTING ROAD
- EXISTING BUILDING
- PROPOSED BUILDING
- PROPOSED DRIVEWAY
- OSR - OPEN SPACE RESERVATION
- EV - CHARGING POINT PARKING

ONLINE APPLICATION NO: **SWP/BPA/0738607/2025 (DATE-27.12.2025)**

SCALE 1:600

ALL DIMENSIONS ARE IN METER

SITE AREA

Approved Site Area = 4564.00 Sq.M (1.12 $\frac{3}{4}$ac)

Proposed Area As Per Document = 29005.00 Sq.M (7.16 $\frac{3}{4}$ac)

Proposed Area As Per Patta = 28700.00 Sq.M (7.09 $\frac{1}{4}$ac)

Total Area As Per Fmb / Ground = 32579.80 Sq.M

(least area to be considered)

APPROVED EXISTING BUILDING DETAILS :

நஊதுஇ(ம.ம)எண். 07அ/2015

AREA OF THE SITE = 4564.00 Sq.M

NO OF LABOURS = 14 Nos

FSI = TOTAL COVERD AREA / SITE AREA = $\frac{2205.50}{4564.00}$ = 0.48 < 2

S. NO	DESCRIPTION	F.S.I AREA (SQ.M)	NON F.S.I AREA (SQ.M)	TOTAL AREA (SQ.M)
1	EXISTING BLOCK -1 (PRODUCTION MILL) GROUND FLOOR	2205.50	-	2205.50

PROPOSED BUILDING DETAILS :

S. NO	DESCRIPTION	F.S.I AREA (SQ.M)	NON F.S.I AREA (SQ.M)	TOTAL AREA (SQ.M)
1	EXISTING BLOCK -1 (STORAGE UNIT) GROUND FLOOR	311.29	-	311.29
2	EXISTING BLOCK -2 (TOILET) GROUND FLOOR	57.85	-	57.85
3	EXISTING BLOCK -3 (STORAGE UNIT) GROUND FLOOR	168.32	-	168.32
4	PROPOSED BLOCK -4 (WORKSHOP) GROUND FLOOR	1987.60	-	1987.60
5	PROPOSED BLOCK -5 (STORAGE UNIT) GROUND FLOOR	584.00	-	584.00
6	PROPOSED BLOCK -6 (WORKSHOP) GROUND FLOOR	740.00	-	740.00
7	EXISTING BLOCK -7 (PRODUCTION HALL) GROUND FLOOR	1075.18	-	1075.18
8	PROPOSED BLOCK -8 (STORAGE UNIT) GROUND FLOOR	1752.00	-	1752.00
9	EXISTING BLOCK -9 (BABY STEAM BOILER) GROUND FLOOR	144.45	-	144.45
	TOTAL BUILT UP AREA	**6820.69**	-	**6820.69**

BUILT UP AREA = PROPOSED + EXISTING APPROVED AREA

BUILT UP AREA = 6820.69 + 2205.50 = **9026.19 SQ.M**

FLOOR SPACE INDEX:-

FSI = TOTAL COVERD AREA / SITE AREA = $\frac{9026.19}{32579.80}$ = 0.277 < 2

OPEN SPACE RESERVATION - OSR

OPEN SPACE RESERVATION - REQUIRED AREA(10%) = 3356.90 SQ.M

OPEN SPACE RESERVATION - PROVIDED AREA(10%) = 3374.32 SQ.M

EXISTING HP DETAILS

BLOCK NO	USAGE	NO.OF.MACHINE	TOTAL HP
BLOCK 1	PRODUCTION MILL HALL	30	96 HP
BLOCK 7	PRODUCTION MILL HALL	3	7 HP
		TOTAL HP	**103 HP**

PROPOSED HP DETAILS

BLOCK NO	USAGE	NO.OF.MACHINE	TOTAL HP
BLOCK 4	PROPOSED WORKSHOP	8	253.5 HP
BLOCK 6	PROPOSED WORKSHOP	6	38.68 HP
		TOTAL HP	**292.18 HP**

TOTAL PROPOSED AND EXISTING HP = 103+292.18 = 395.18 HP

NO.OF WORKERS

MALE	113
FEMALE	112
TOTAL	225 Workers

PARKING DETAILS:-

1Two Wheeler & 1Cycle space for every 50Sq.m of Workshop Floor area and 1 Lorry Space for every 500Sq.m or Workshop Floor area or part thereof

1) Work Shop Area - 6008.12 Sq.M
2) Storage Unit Area - 2705.06 Sq.M

Lorry Parking = $\frac{6008.12}{500}$ = 13 Nos + $\frac{2705.06}{300}$ = 10 Nos

Total Lorry Parking = 23 Nos

Cycle Parking = $\frac{6008.12}{50}$ = 121 Nos

Two Wheeler Parking = $\frac{6008.12}{50}$ = 121 Nos

S. NO	DESCRIPTION	REQUIRED (Nos)	PROVIDED (Nos)	TOTAL PARKING PROVIDED(Nos)
1.	CAR PARKING	1	2+1	3
2.	TWO WHEELER PARKING	121	135+8	143
3.	CYCLE PARKING	121	163	163
4.	LORRY PARKING	23	24	24

SANITARY CALCULATION

TOTAL NUMBER OF PERSONS -225 NOS

SANITARY UNIT	REQUIRED	PROVIDED
MALE WATER CLOSET -113	5	10
FEMALE WATER CLOSET-112	7	16
DRINKING WATER FOUNTAIN	3	3
WASHING TAB	8	8
URINALS	5	5
ABLUTION TABS	ONE IN EACH W.C	
EMERGENCY SHOWER AND EYE WASH FOUNTAIN	5	5

Ar. R.KARTHIKEYAN, M.Arch.,AIIA.,
COA REGISTERED ARCHITECT
(Reg. No: CA/2017/85434)
KARTHIK CONSULTANTS
Cell No: 70945 55585
No: 5D, Ist Floor, Adithya Homes,
Duraisamy Nagar, By-Pass Road,
MADURAI-625 010.

ARCHITECT

Er. T.S. JANARTHANAN,
M.E.(Struc).,FACCE(I).,MICI.,
Registered Structural Engineer (LPA)
Reg. No: RSE/Gr.1/16/2026
7 A, Panthadi 8th Street
Near Thatchu Sandhai, Madurai-625 001
Mobile: 97877 03596

STRUCTURAL ENGINEER

Er. V.SUREYA PRAKASH B.E.,
REGISTERED ENGINEER GRADE-I
018/2024/RE-GR-I/DTCP/MADURAI
21B, First Floor, Kannadhasan Street,
S.S.Colony, Madurai-16. Ph: 7373969777

ENGINEER

APPLICANT

THE LANDLENS SUITE

Eight ways to know a piece of land before you pay for it.

This report covers one part of the picture. These cover the rest, drawn from the same government records, for any property in Tamil Nadu.

LandLens One
Ask anything about a property and get an answer grounded in live government records, with the sources shown.
/landlens/one

Verify My Land
Every record check run on one property and returned as a single report.
/landlens/verify-my-land

Legal Opinion
An advocate's written opinion on the title, built on the records we pull for it.
/landlens

One Map
Every layer on one map: the parcel, its boundary, zoning, water bodies and what sits around it.
/landlens/one/map

PriceMap
What land actually changed hands for around this plot, taken from the registered deeds.
/landlens/pricemap

Build Scope
What you are allowed to build here: floor space, height, coverage and setbacks.
/landlens/build-scope

Property Tracker
Watch a property and hear about it when something new is registered against it.
/landlens/property-tracker

Deal Room
Run the transaction in one place: documents, stamping, signatures and the parties.
/landlens/deal-room

hello@verified.realestate · +91 9996 12 9996

FREE TOOLS · NO ACCOUNT NEEDED

Twenty-four checks you can run yourself, at no cost.

Records and verification

The registers themselves, read for you.

- Encumbrance Certificate
- Patta and Chitta
- Field Measurement Sketch
- EC Analyzer
- Bank charge check
- Court case search
- Seller background check
- Approval check by survey

Value and duty

What it is worth and what it costs to register.

- Guideline value by street
- Guideline value by survey
- Stamp duty and registration fees
- Capital gains
- Floor space index
- Area unit converter

Zoning and land use

What the plan says can happen on this land.

- Land use zone finder
- CMDA land use check
- Coastal regulation zone
- Master plan check
- Water bodies finder
- Airport height clearance

Registers and directories

Who holds it, and which office keeps the record.

- Find your registering office
- Temple property check
- Waqf property check
- RERA register

Every free tool
/tools

Services we run for you
/services

The LandLens suite
/landlens/one

Verified RealEstate™

Every claim in this document traces back to a government record.

- Legal opinions, due diligence and title verification
- Building plan, layout and sub-division approvals
- Completion and occupancy certificates, regularisation
- Escrow, negotiation and NRI property management
- Land survey, soil testing, architecture and construction

Verified RealEstate
3/350/2 Mettukuppam,
OMR Thoraipakkam,
Chennai 600 097, India
hello@verified.realestate
+91 9996 12 9996

Prepared from the registers named on the page each finding sits on. Where a register could not be read, this document says so in its place rather than leaving the gap to be read as a clean result.