PP APPROVAL RECORD

Planning Permission

Tiruchirappalli district, Tamil Nadu

APPROVAL TYPE
Building Plan

ISSUING AUTHORITY
Rural Panchayat

The approval as the planning authority issued it, reproduced in full behind this page.

An approval speaks to what was sanctioned, not to what was built. Completion is a separate record.

Verified RealEstate™
3/350/2 Mettukuppam,
OMR Thoraipakkam,
Chennai 600 097, India

hello@verified.realestate
+91 9996 12 9996
verified.realestate

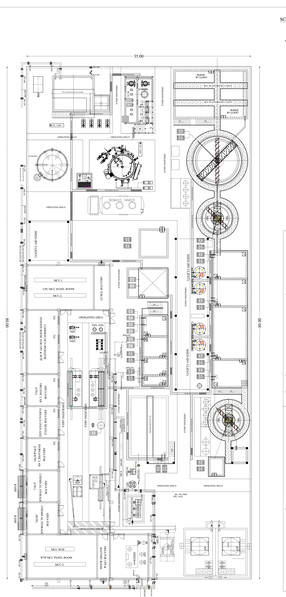

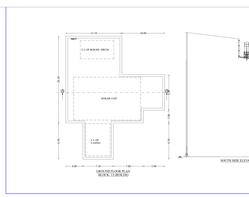

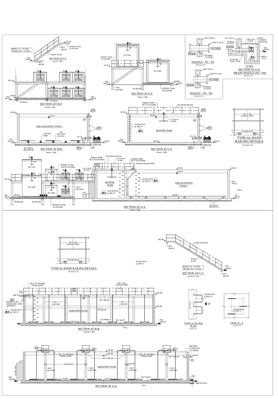

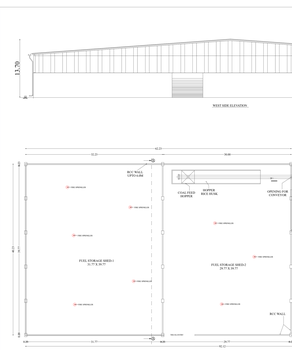





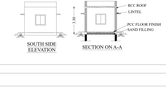

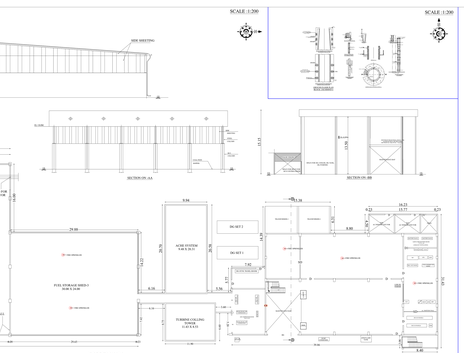

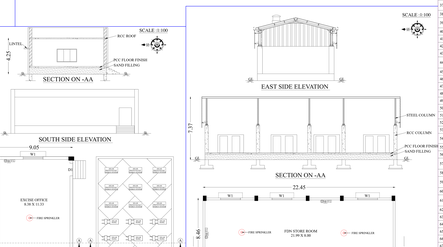

CONDENSATE POLISHING UNIT

S. No.	DESCRIPTION	TOTAL POWER IN KW
1	MOTOR FOR MIXER AT CAUSTIC PREPARATION & DOSING TANK	0.40
2	MOTOR FOR CAUSTIC DOSING PUMP	0.74
3	MOTOR FOR EMERGENCY LAGOON CONDENSATE TRANSFER PUMPS	18.60
4	MOTOR FOR EQUALISED EFFLUENT TRANSFER PUMPS	18.60
5	MOTOR FOR AIR BLOWERS (EQUALISATION TANK)	56.80
6	MOTOR FOR MIXER AT UREA PREPARATION & DOSING TANK	0.74
7	PRIMARY VIBRATING SCREEN (W)	0.74
8	MOTOR FOR SLUDGE TRANSFER PUMPS -S	18.60
9	MOTOR FOR MIXER AT MS BIO NUTRIENT PREPARATION & DOSING TANK	0.74
10	TANK MOTOR FOR SOLUTION DOSING PUMPS SET	0.74
11	VIBRATING FEEDER	1.50
12	DUST EXTRACTION-1	37.00
13	RAW-1	1.50
14	MOTOR FOR COMMON COLLECTION PUMPS	30.00
15	FLAP GATE (CBC-1)	1.50
16	MAGNETIC SEPARATOR-1	3.50
17	BELT WEIGHER (CBC-3)	1.00
18	RISE HUSK HANDING	7.50
19	BELT CONVEYOR-1	7.50
20	BELT CONVEYOR-2	11.00
21	BELT CONVEYOR-3	3.70
22	REVERSIBLE BELT CONVEYOR-1	15.00
23	VIBRATING SCREEN-1	11.00
24	VIBRATING SCREEN-2	7.20
25	SLIDING PRESH TWO WAY CHUTE (BC-1)	19.00
26	DUST EXTRACTION-2	37.00
27	RAW-2	3.50
28	MAGNETIC SEPARATOR-2	3.50
29	TOTAL	378.30
	WATER TREATMENT PLANT	
S.N	DESCRIPTION	TOTAL POWER IN KW
1	WATER TREATMENT PLANT	29.40
	TOTAL	29.40
	WISC ITEMS	
S.N	DESCRIPTION	TOTAL POWER IN KW
1	MISC ITEMS	10.00
2	MOTOR FOR DM WATER PUMPS TO BOILER	22.00
3	MOTOR FOR SEALING WATER PUMPS	37.00
	TOTAL	66.40
	AIR COOLED HEAT EXCHANGER	
S.N	DESCRIPTION	TOTAL POWER IN KW
1	MOTOR FOR FAN ACHE	240.00
2	CONDENSATE TRANSFER PUMP	22.00
	TOTAL	262.00
	COGEN COOLING TOWER	
S.N	DESCRIPTION	TOTAL POWER IN KW
1	MOTOR FOR COOLING WATER PUMP	180.00
2	MOTOR FOR COOLING TOWER FAN	22.00
	TOTAL	202.00
	COLLING TOWER SECTION	
S.N	DESCRIPTION	TOTAL POWER IN KW
1	MOTOR FOR COOLING TOWER PUMPS	396.00
2	TOR FOR FERMENTATION COOLING TOWER	37.00
3	TOR FOR COOLING TOWER PUMPS LIQUOR FOR DISTILLATION- 500Kl	800.00
4	TOR FOR COMMON COOLING TOWER FANS	90.00
5	TOR FOR COOLING TOWER PUMPS BOP FOR COOLING TOWER	110.00
6	TOR FOR BLOW DOWN SUMP PIT PUMPS	11.00
7	SPI CONDENSATE COOLING WATER	320.00
8	TOR FOR AIR COMPRESSOR	150.00
	TOTAL	1811.00

COAL HANDLING SYSTEM

S.N	DESCRIPTION	TOTAL POWER IN KW
1	COAL BELT CONVEYOR-1	15.00
2	COAL BELT CONVEYOR-2	11.00
3	COAL CLZ CONVEYOR-3	11.00
4	REVERSIBLE BELT CONVEYOR-1	7.70
5	CRUSHER (W)	37.00
6	CRUSHER (S)	37.00
7	PRIMARY VIBRATING SCREEN (W)	11.00
8	PRIMARY VIBRATING SCREEN (S)	11.00
9	FLIP FLOW SECONDRY SCREEN (W)	44.00
10	FLIP FLOW SECONDRY SCREEN (S)	22.00
11	VIBRATING FEEDER	1.50
12	DUST EXTRACTION-3	37.00
13	RAW-3	1.50
14	DUST EXTRACTION-4	30.00
15	RAW-4	1.50
16	FLAP GATE (CBC-1)	1.50
17	MAGNETIC SEPARATOR-1	3.50
18	BELT WEIGHER (CBC-3)	1.00
19	RISE HUSK HANDING	7.50
20	BELT CONVEYOR-1	7.50
21	BELT CONVEYOR-2	11.00
22	BELT CONVEYOR-3	3.70
23	REVERSIBLE BELT CONVEYOR-1	15.00
24	VIBRATING SCREEN-1	11.00
25	VIBRATING SCREEN-2	7.20
26	SLIDING PRESH TWO WAY CHUTE (BC-1)	19.00
27	DUST EXTRACTION-5	37.00
28	RAW-5	3.50
29	MAGNETIC SEPARATOR-2	3.50
30	TOTAL	378.30

DRIVER VANUS IN INTEGRATED SECTION

S.N	DESCRIPTION	TOTAL POWER IN KW
1	MOTOR FOR CIRCULATION PUMP FOR E VAP.-1	110.00
2	MOTOR FOR CIRCULATION PUMP FOR E VAP.-2	110.00
3	MOTOR FOR CIRCULATION PUMP FOR E VAP.-3	110.00
4	MOTOR FOR SEALING WATER VACUUM PUMPS	18.60
5	MOTOR FOR SEALING WATER PROCESS PUMPS	18.60
6	MOTOR FOR DRIVER CONDENSATE TRAN SFER PUMPS	11.00
7	MOTOR FOR FLOW WASHING TRANSFE R PUMPS	11.00
8	MOTOR FOR CONCENTRATED SPENT WA SH PUMPS	37.00
9	MOTOR FOR WASH WATER EVAPORATI ON SET PUMPS	90.00
10	MOTOR OF FAN FOR FINISHER	90.00
11	MOTOR FOR CONDENSATE COLLECTIN PUMPS	30.00
12	PROCESS CONDENSATE COLLECTION TR ANSFER PUMP	15.00
13	MAGNETIC SEPARATOR-1	3.50
14	BELT WEIGHER (CBC-3)	1.00
15	RISE HUSK HANDING	7.50
16	BELT CONVEYOR-1	7.50
17	BELT CONVEYOR-2	11.00
18	BELT CONVEYOR-3	3.70
19	PROCESS CONDENSATE TRANSFER PUM P	15.00
20	REVERSIBLE BELT CONVEYOR-1	15.00
21	VIBRATING SCREEN-1	11.00
22	VIBRATING SCREEN-2	7.20
23	SLIDING PRESH TWO WAY CHUTE (BC-1)	19.00
24	DUST EXTRACTION-6	37.00
25	RAW-6	3.50
26	MAGNETIC SEPARATOR-2	3.50
27	TOTAL	776.00

WATER TREATMENT PLANT

S.N	DESCRIPTION	TOTAL POWER IN KW
1	WATER TREATMENT PLANT	200.00
	TOTAL	200.00

TURBINE SECTION

S.N	DESCRIPTION	TOTAL POWER IN KW
1	AOP MOTOR/AOP MOTOR	11.00
2	BARRING GEAR MOTOR	15.00
3	OIL VAPOUR EXTRACTION MOTOR	22.00
4	GLAND STEAM CONDENSER MOTOR	0.37
5	CTDP (AOP) TANK TANK	0.40
6	MOT TANK HEATERS 5 5 KW)	4.40
	BATTERY CHARGER	
S.N	DESCRIPTION	TOTAL POWER IN KW
1	MOTOR FOR FAN ACHE	240.00
2	CONDENSATE TRANSFER PUMP	22.00
	TOTAL	262.00
	COGEN COOLING TOWER	
S.N	DESCRIPTION	TOTAL POWER IN KW
1	MOTOR FOR COOLING WATER PUMP	180.00
2	MOTOR FOR COOLING TOWER FAN	22.00
	TOTAL	202.00
	COLLING TOWER SECTION	
S.N	DESCRIPTION	TOTAL POWER IN KW
1	MOTOR FOR COOLING TOWER PUMPS	396.00
2	TOR FOR FERMENTATION COOLING TOWER	37.00
3	TOR FOR COOLING TOWER PUMPS LIQUOR FOR DISTILLATION- 500Kl	800.00
4	TOR FOR COMMON COOLING TOWER FANS	90.00
5	TOR FOR COOLING TOWER PUMPS BOP FOR COOLING TOWER	110.00
6	TOR FOR BLOW DOWN SUMP PIT PUMPS	11.00
7	SPI CONDENSATE COOLING WATER	320.00
8	TOR FOR AIR COMPRESSOR	150.00
	TOTAL	1811.00

S.N	DESCRIPTION	TOTAL POWER IN KW
1	MOTOR FOR MIXER AT CAUSTIC PREPARATION & DOSING TANK	0.40
2	MOTOR FOR CAUSTIC DOSING PUMP	0.74
3	MOTOR FOR EMERGENCY LAGOON CONDENSATE TRANSFER PUMPS	18.60
4	MOTOR FOR EQUALISED EFFLUENT TRANSFER PUMPS	18.60
5	MOTOR FOR AIR BLOWERS (EQUALISATION TANK)	56.80
6	MOTOR FOR MIXER AT UREA PREPARATION & DOSING TANK	0.74
7	PRIMARY VIBRATING SCREEN (W)	0.74
8	MOTOR FOR SLUDGE TRANSFER PUMPS -S	18.60
9	MOTOR FOR MIXER AT MS BIO NUTRIENT PREPARATION & DOSING TANK	0.74
10	TANK MOTOR FOR SOLUTION DOSING PUMPS SET	0.74
11	VIBRATING FEEDER	1.50
12	DUST EXTRACTION-3	37.00
13	RAW-3	1.50
14	DUST EXTRACTION-4	30.00
15	RAW-4	1.50
16	FLAP GATE (CBC-1)	1.50
17	MAGNETIC SEPARATOR-1	3.50
18	BELT WEIGHER (CBC-3)	1.00
19	RISE HUSK HANDING	7.50
20	BELT CONVEYOR-1	7.50
21	BELT CONVEYOR-2	11.00
22	BELT CONVEYOR-3	3.70
23	REVERSIBLE BELT CONVEYOR-1	15.00
24	VIBRATING SCREEN-1	11.00
25	VIBRATING SCREEN-2	7.20
26	SLIDING PRESH TWO WAY CHUTE (BC-1)	19.00
27	DUST EXTRACTION-5	37.00
28	RAW-5	3.50
29	MAGNETIC SEPARATOR-2	3.50
30	TOTAL	378.30

S.N	DESCRIPTION	TOTAL POWER IN KW
1	WATER TREATMENT PLANT	200.00
	TOTAL	200.00

S.N	DESCRIPTION	TOTAL POWER IN KW
1	MISC ITEMS	10.00
2	MOTOR FOR DM WATER PUMPS TO BOILER	22.00
3	MOTOR FOR SEALING WATER PUMPS	37.00
	TOTAL	66.40

S.N	DESCRIPTION	TOTAL POWER IN KW
1	MOTOR FOR FAN ACHE	240.00
2	CONDENSATE TRANSFER PUMP	22.00
	TOTAL	262.00

S.N	DESCRIPTION	TOTAL POWER IN KW
1	MOTOR FOR COOLING WATER PUMP	180.00
2	MOTOR FOR COOLING TOWER FAN	22.00
	TOTAL	202.00

S.N	DESCRIPTION	TOTAL POWER IN KW
1	MOTOR FOR COOLING TOWER PUMPS	396.00
2	TOR FOR FERMENTATION COOLING TOWER	37.00
3	TOR FOR COOLING TOWER PUMPS LIQUOR FOR DISTILLATION- 500Kl	800.00
4	TOR FOR COMMON COOLING TOWER FANS	90.00
5	TOR FOR COOLING TOWER PUMPS BOP FOR COOLING TOWER	110.00
6	TOR FOR BLOW DOWN SUMP PIT PUMPS	11.00
7	SPI CONDENSATE COOLING WATER	320.00
8	TOR FOR AIR COMPRESSOR	150.00
	TOTAL	1811.00

SHEET 2 / 2

SITE AND DETAILED PLAN SHOWING THE PROPOSED ARRANGEMENT OF SITE FOR PLOT NO.'S 729/4A, 730/1, 730/2, 730/3, 730/4, 731/1, 731/2, 731/3, 731/4 FOR THE CONSTRUCTION OF M/s RAK INDUSTRIAL AND LOGISTIC PARK PRIVATE LIMITED, UTHANDE PLANT (PROPOSED MOLASSES BASED DISTILLERY UNDER CATEGORY-C INDUSTRIAL BUILDING IN SIPCOT INDUSTRIAL PARK AT S.F.NO.- 19(PT), 13(PT), 18(PT), 20(PT), 21(PT), 22(PT), 23(PT), 24(PT), 25(PT), 26(PT), 27(PT) KANAMADANAPATTI VILLAGE, MANAPPARAI TALUK, TRICHY DISTRICT.

TOTAL PLOT AREA(SQ.ARE) IN METER : 150,000.00 SQ.METER

ONLINE APPLICATION NUMBER:TNIPB/411665/2025

NAME OF THE APPLICANT:

M/S. RAK INDUSTRIAL AND LOGISTIC PARK PRIVATE LIMITED BY ITS DIRECTOR

MR.VEERAVAHANAN MARIMUTHU

AREA DETAILS :

TOTAL BUILT UP AREA STATEMENT : 30.30 Acres (or) 123619.70 Sqm

S. No.	DESCRIPTION	FSI AREA (Sqm)	stilt/cr/1st/2nd FLOOR (Sqm)	TOTAL BUILT UP AREA (Sqm)
	BLOCK-1(CPU PLANT)			
1	GROUND FLOOR	540.00		540.00
	BLOCK-2(CANTEEN BLOCK)			
2	GROUND FLOOR	350.00		350.00
	BLOCK-3,4(SEDIMENTATION AND FERMENTATION), MOC PANEL ROOM AND GRAIN SILOS			
3	GROUND FLOOR	4576.01		4576.01
4	FIRST FLOOR	4576.01		4576.01
5	SECOND FLOOR	304.15		304.15
	BLOCK-4(BOILER, CHEMICAL STORAGE)			
6	GROUND FLOOR	36.70		36.70
	BLOCK-5(INSTILLATION AND EVAPORATION)			
7	GROUND FLOOR	616.97		616.97
	BLOCK-6(FERMENTATION COOLING TOWER)			
8	GROUND FLOOR	245.84		245.84
	BLOCK-7(DISTILLATION COOLING TOWER)			
9	GROUND FLOOR	339.56		339.56
	BLOCK-8(SEALING WATER)			
10	GROUND FLOOR	300.00		300.00
	BLOCK-9(ETHANOL STORAGE SECTION)			
11	GROUND FLOOR	4097.00		4097.00
	BLOCK-10(ALCOHOL STORAGE SECTION)			
12	GROUND FLOOR	351.51		351.51
	BLOCK-11(CPU AND WTP)			
13	GROUND FLOOR	2900.00		2900.00
	BLOCK-12(ECO SYSTEM DRIVER SECTION)			
14	GROUND FLOOR	926.56		926.56
	BLOCK-13(BOILER)			
15	GROUND FLOOR	424.29		424.29
	BLOCK-14(STORAGE SHED AND TURBINE AREA)			
16	GROUND FLOOR	4986.66		4986.66
	BLOCK-15(COOLING TOWER)			
17	GROUND FLOOR	296.56		296.56
	BLOCK-16(WEIGH BRIDGE ROOM-1)			
18	GROUND FLOOR	12.00		12.00
	BLOCK-17(WEIGH BRIDGE ROOM-2)			
19	GROUND FLOOR	12.00		12.00
	BLOCK-18(SECURITY CABIN AND TIME OFFICE)			
20	GROUND FLOOR	34.43		34.43
	BLOCK-19(ADMIN BLOCK)			
21	GROUND FLOOR	382.97		382.97
22	FIRST FLOOR	382.97		382.97
23	SECOND FLOOR	382.97		382.97
	BLOCK-20(CANTEEN BLOCK)			
24	GROUND FLOOR	180.03	3.87	180.03
25	FIRST FLOOR	190.03	3.87	190.03
26	SECOND FLOOR	180.03	3.87	180.03
	BLOCK-21(EXCISE OFFICE)			
27	GROUND FLOOR	154.93		154.93
	BLOCK-22(FDN STORAGE BUILDING)			
28	GROUND FLOOR	189.91		189.91
	BLOCK-23(TOILET BLOCK)			
29	GROUND FLOOR	19.16		19.16
30	ALTERNATOR SHALE WATER LEAKAGE DETEC TION	49.19		49.19
31	EOP MOTOR	3.70		3.70
22	DCMD-EOP MOTOR WITH API 281)	3.70		3.70
	TOTAL	22620.68	11.61	23631.00

	ADMIN BUILDING	1	1	2
	1 CAR SPACE FOR EVERY 100 SQ.M OF FLOOR AREA	3148.91	0	3 blocks(reg 2 nos)
	1 TWO WHEELER SPACE FOR EVERY 100 SQ.M	3148.91	0	3 blocks(reg 2 nos)
	WORKSHOP/TANK AREA			
	1 CAR SPACE FOR EVERY 750 SQ.M OF FLOOR AREA	22402.69	30	41
	1 TWO WHEELER SPACE FOR EVERY 750 SQ.M OF FLOOR AREA	22402.69	300	409
	TOTAL	73.27		

COLOR INDEX

SITE BOUNDARY

EXISTING ROAD

EXISTING BUILDING

DRIVE WAY

GEOTECHNICAL ENGINEER REFERENCE

FIRE ALARM SYSTEM

HOSE REEL

FIRE FIGHTING EQUIPMENT

DRINKING WATER

REGISTERED CONSTRUCTION ENGINEER

REGISTERED STRUCTURAL ENGINEER

REGISTERED ENGINEER

APPLICANT

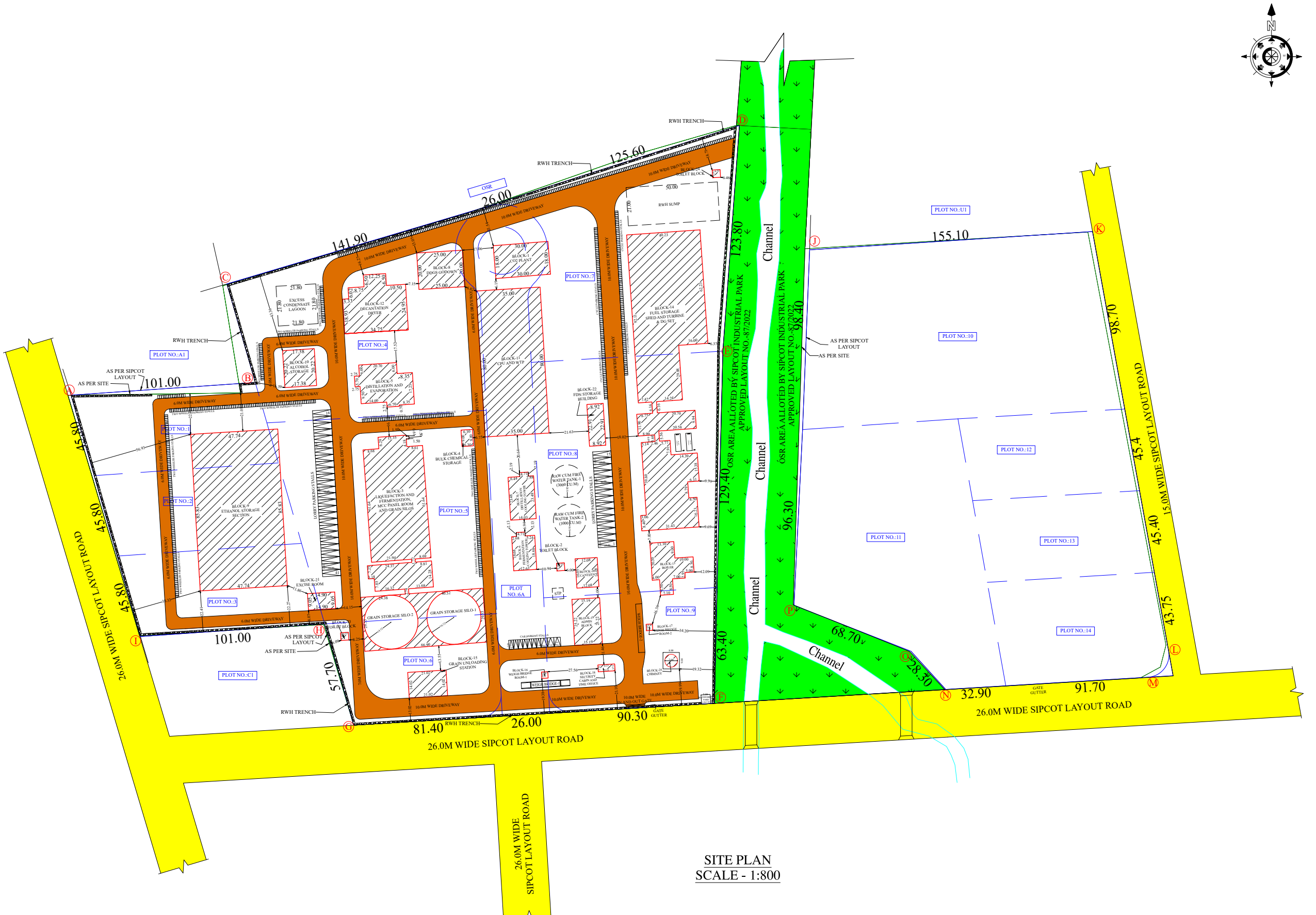
N
RWH TRENCH
125.60
OSR
26.00
141.90
10.0M WIDE DRIVEWAY
TOILET BLOCK
50.00
RWH SUMP
PLOT NO.:U1
155.10
Channel
123.80
98.40
BLOCK-1 CO2 PLANT
BLOCK-8 DDGS GODOWN
BLOCK-12 DECANTATION DRYER
EXCESS CONDENSATE LAGOON
PLOT NO.:7
BLOCK-14 FUEL STORAGE SHED AND TURBINE & DG SET
AS PER SIPCOT LAYOUT
AS PER SITE
PLOT NO.:10
98.70
OSR AREA ALLOTED BY SIPCOT INDUSTRIAL PARK APPROVED LAYOUT NO.-87/2022
BLOCK-10 ALCOHOL STORAGE
PLOT NO.:A1
PLOT NO.:4
BLOCK-9 DISTILLATION AND EVAPORATION
BLOCK-11 CPU AND WTP
BLOCK-22 FDN STORAGE BUILDING
101.00
6.0M WIDE DRIVEWAY
PLOT NO.:1
PLOT NO.:2
PLOT NO.:3
BLOCK-5 ETHANOL STORAGE SECTION
LORRY PARKING STALLS
BLOCK-3 LIQUEFACTION AND FERMENTATION, MCC PANEL ROOM AND GRAIN SILOS
BLOCK-4 BULK CHEMICAL STORAGE
PLOT NO.:5
PLOT NO.:8
RAW CUM FIRE WATER TANK-1 (3000 CU.M)
RAW CUM FIRE WATER TANK-2 (3000 CU.M)
BLOCK-2 TOILET BLOCK
BLOCK-20 CANTEEN
PLOT NO.:6A
STP
BLOCK-13 ADMIN BLOCK
BLOCK-17 BOILER
PLOT NO.:9
PLOT NO.:11
PLOT NO.:12
PLOT NO.:13
PLOT NO.:14
45.4
15.0M WIDE SIPCOT LAYOUT ROAD
45.40
43.75
45.80
45.80
45.80
26.0M WIDE SIPCOT LAYOUT ROAD
BLOCK-21 EXCISE ROOM
TOILET BLOCK
GRAIN STORAGE SILO-2
GRAIN STORAGE SILO-1
BLOCK-15 GRAIN UNLOADING STATION
PLOT NO.:6
BLOCK-16 WEIGH BRIDGE ROOM-1
BLOCK-18 SECURITY CABIN AND TIME OFFICE
BLOCK-19 CHIMNEY
PLOT NO.:C1
57.70
RWH TRENCH
81.40
26.00
90.30
GATE GUTTER
129.40
63.40
96.30
68.70
28.30
32.90
91.70
26.0M WIDE SIPCOT LAYOUT ROAD
26.0M WIDE SIPCOT LAYOUT ROAD
26.0M WIDE SIPCOT LAYOUT ROAD
A
B
C
D
E
F
G
H
I
J
K
L
M
N
O
P

SITE PLAN
SCALE - 1:800

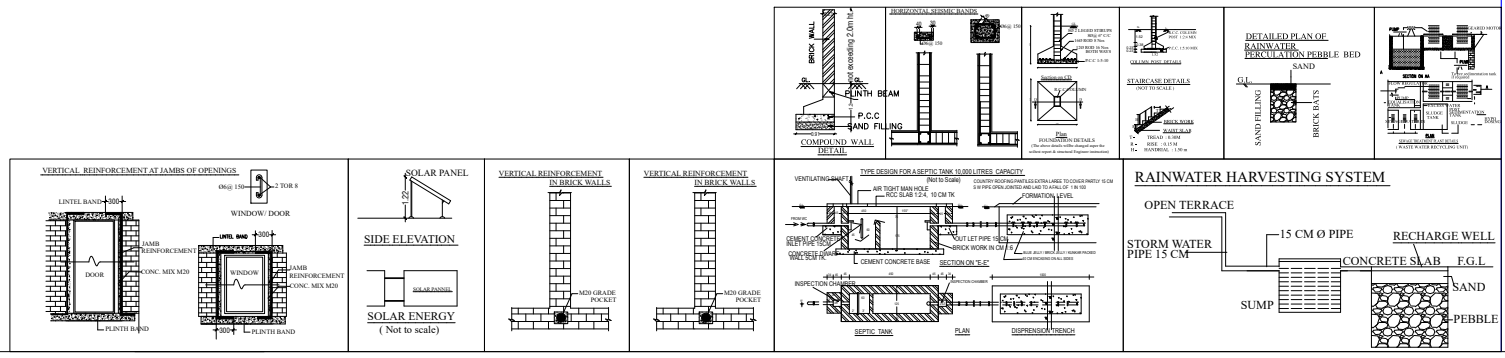
BRICK WALL
PLINTH BEAM
P.C.C
SAND FILLING
COMPOUND WALL DETAIL
HORIZONTAL SEISMIC BANDS
STAIRCASE DETAILS
DETAILED PLAN OF RAINWATER PERCULATION
PEBBLE BED
SAND
SAND FILLING
BRICK BATS
VERTICAL REINFORCEMENT AT JAMBS OF OPENINGS
LINTEL BAND
JAMB REINFORCEMENT
CONC. MIX M20
DOOR
WINDOW
WINDOW/ DOOR
PLINTH BAND
SOLAR PANEL
SIDE ELEVATION
SOLAR ENERGY
(Not to scale)
VERTICAL REINFORCEMENT IN BRICK WALLS
VERTICAL REINFORCEMENT IN BRICK WALLS
M20 GRADE POCKET
TYPE DESIGN FOR A SEPTIC TANK 10,000 LITRES CAPACITY
SEPTIC TANK
PLAN
DISPERSION TRENCH
RAINWATER HARVESTING SYSTEM
OPEN TERRACE
STORM WATER PIPE 15 CM
15 CM Ø PIPE
RECHARGE WELL
CONCRETE SLAB
F.G.L
SUMP
SAND
PEBBLE

SCALE :1:200

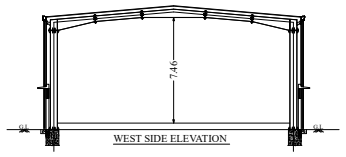

WEST SIDE ELEVATION

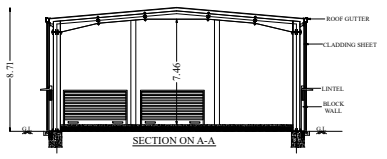
ROOF GUTTER
CLADDING SHEET
LINTEL
BLOCK WALL
8.71
7.46

SECTION ON A-A

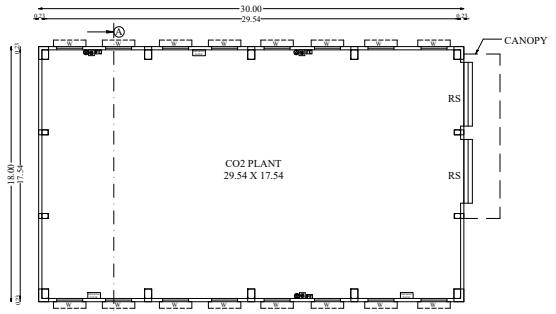
30.00
29.54
CANOPY
RS
RS
CO2 PLANT
29.54 X 17.54
18.00
17.54
A
A

GROUND FLOOR PLAN
BLOCK- 1 (CO2 PLANT)

SCALE :1:100

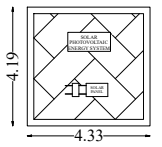

TERRACE FLOOR PLAN

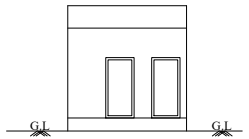

EAST SIDE ELEVATION

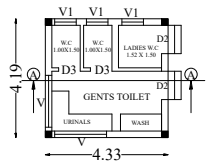
V1
V1
V1
W.C
W.C
LADIES W.C
D3
D3
D2
D2
GENTS TOILET
URINALS
WASH
V
V
4.19
4.33

GROUND FLOOR PLAN
TYPICAL BLOCK- 2,23 AND 24 (TOILET BLOCK)

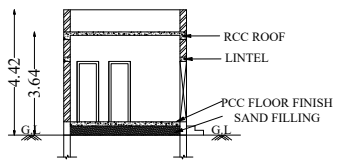
RCC ROOF
LINTEL
PCC FLOOR FINISH
SAND FILLING
4.42
3.64
G.L
G.L

SECTION ON A-A

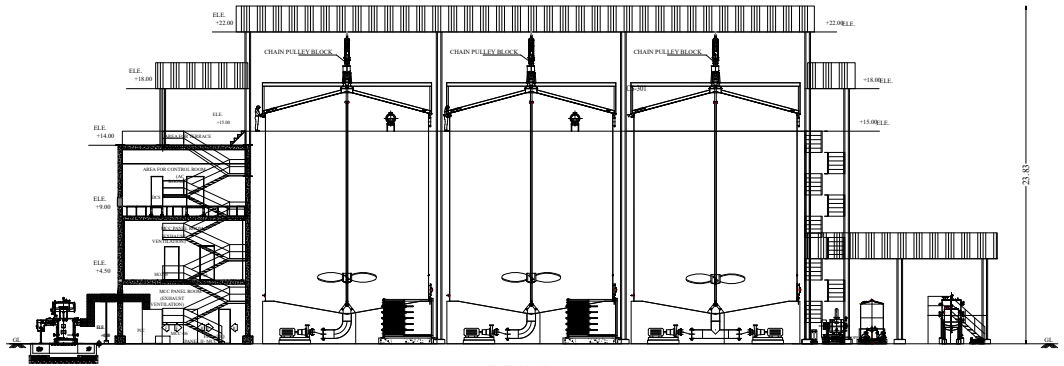
CHAIN PULLEY BLOCK
CHAIN PULLEY BLOCK
CHAIN PULLEY BLOCK
23.83
GL
GL

SECTION ON A-A

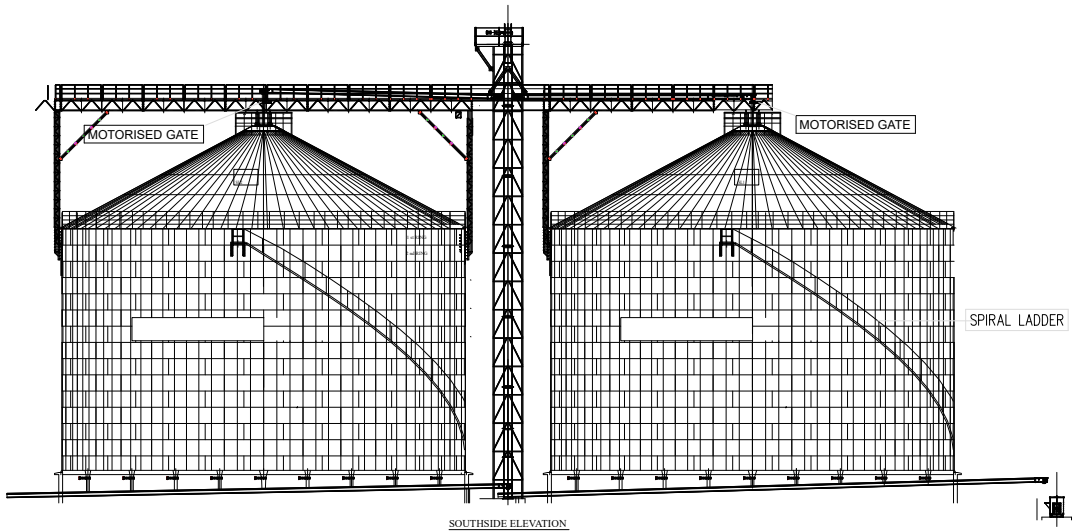
MOTORISED GATE
MOTORISED GATE
SPIRAL LADDER

SOUTHSIDE ELEVATION

SCALE :1:200

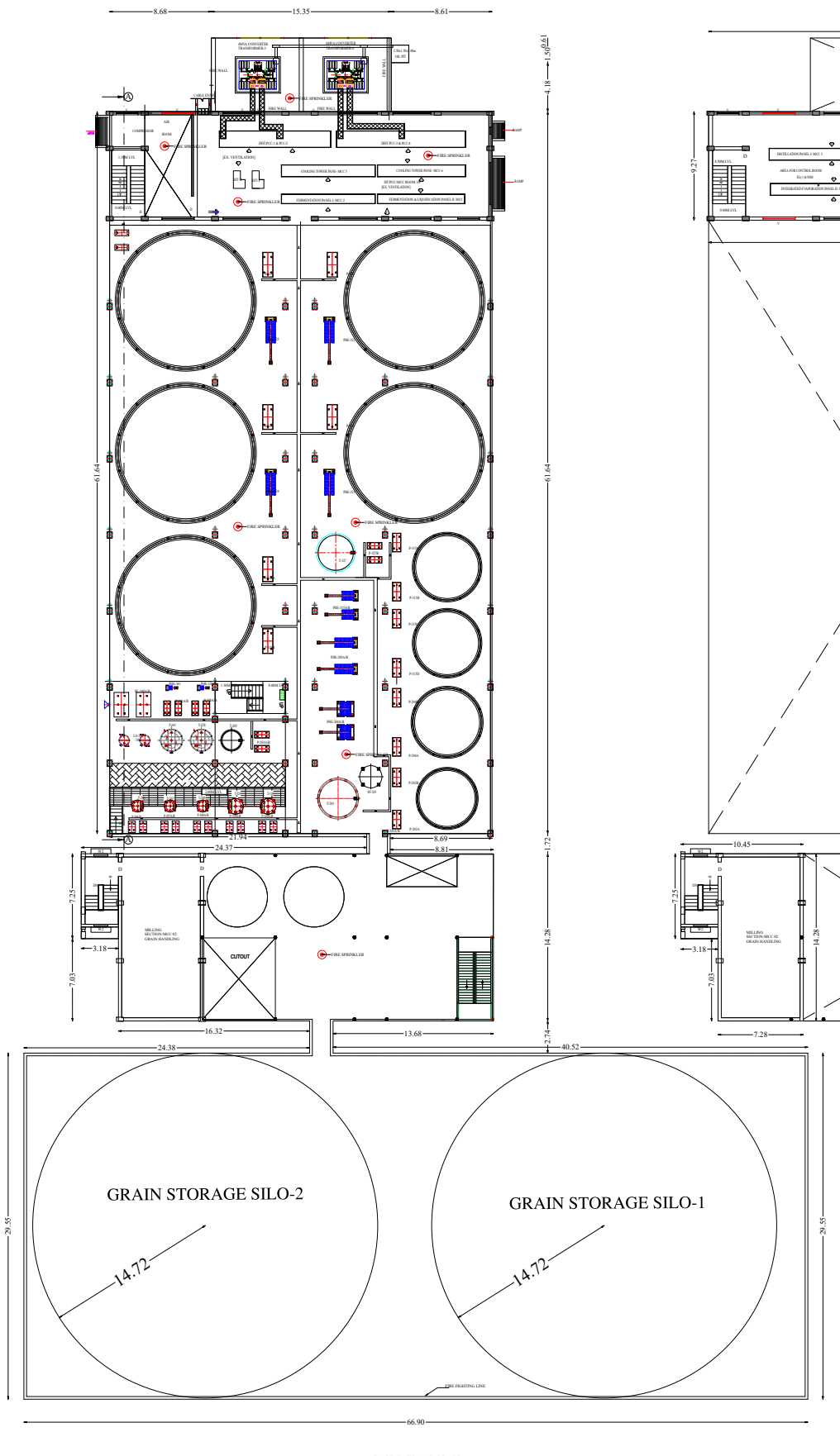
8.68
15.35
8.61
61.64
61.64
21.94
24.37
8.69
8.81
16.32
13.68
7.25
3.18
7.03
14.28
CUTOUT
24.38
40.52
GRAIN STORAGE SILO-2
GRAIN STORAGE SILO-1
14.72
14.72
29.55
29.55
66.90

GROUND FLOOR PLAN
BLOCK- 3 (LIQUEFACTION AND FERMENTATION, MCC PANEL ROOM AND GRAIN SILOS)

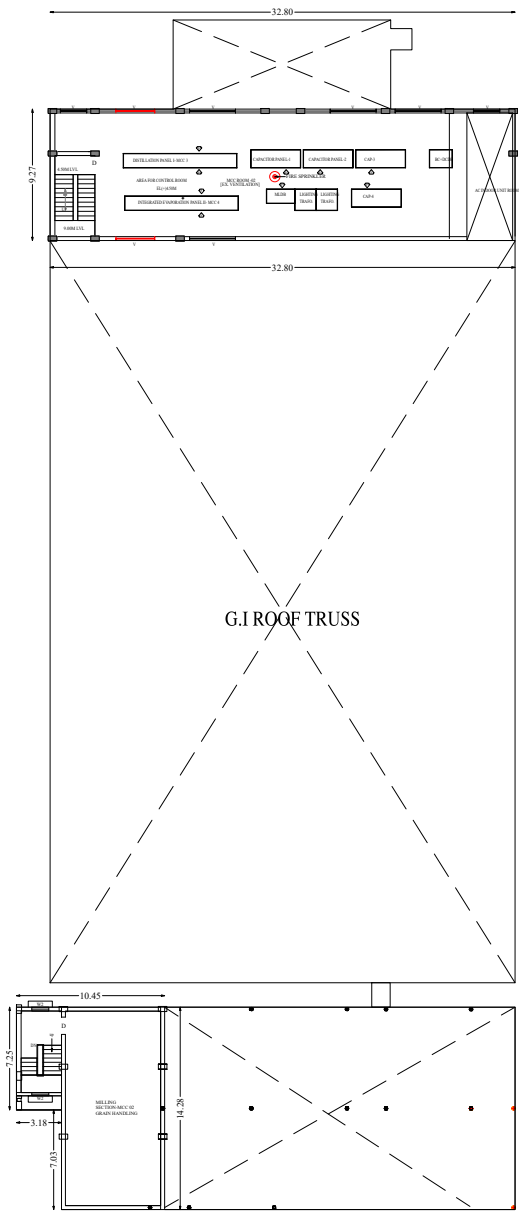
32.80
9.27
9.27
32.80
G.I ROOF TRUSS
10.45
7.25
3.18
7.03
14.28
7.28

FIRST FLOOR PLAN

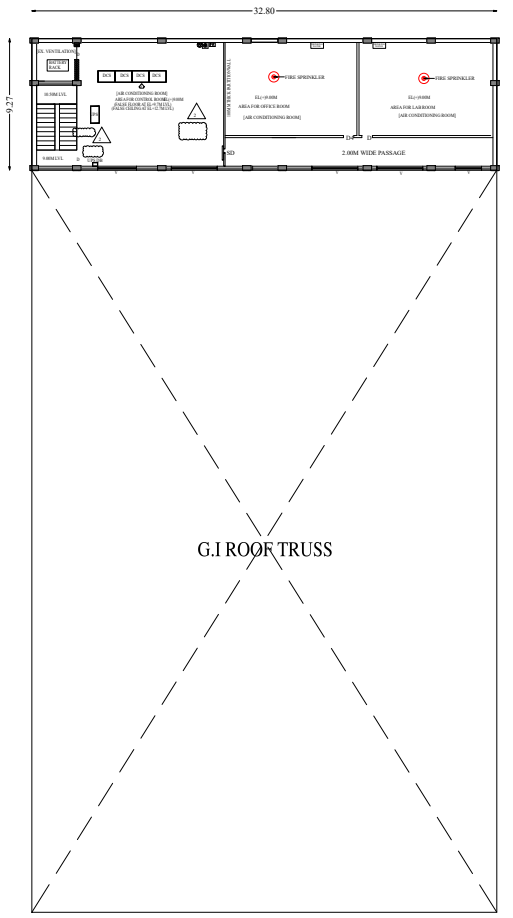
32.80
9.27
2.00M WIDE PASSAGE
G.I ROOF TRUSS

SECOND FLOOR PLAN

SCALE :1:100

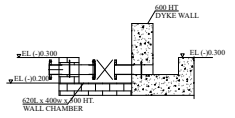

SECTION ON A-A

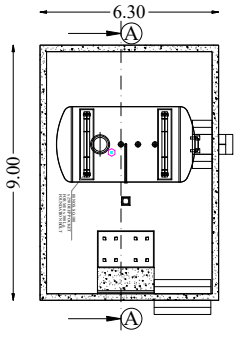

GROUND FLOOR PLAN
BLOCK- 4 (BULK CHEMICAL STORAGE)

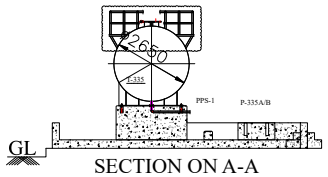

SECTION ON A-A

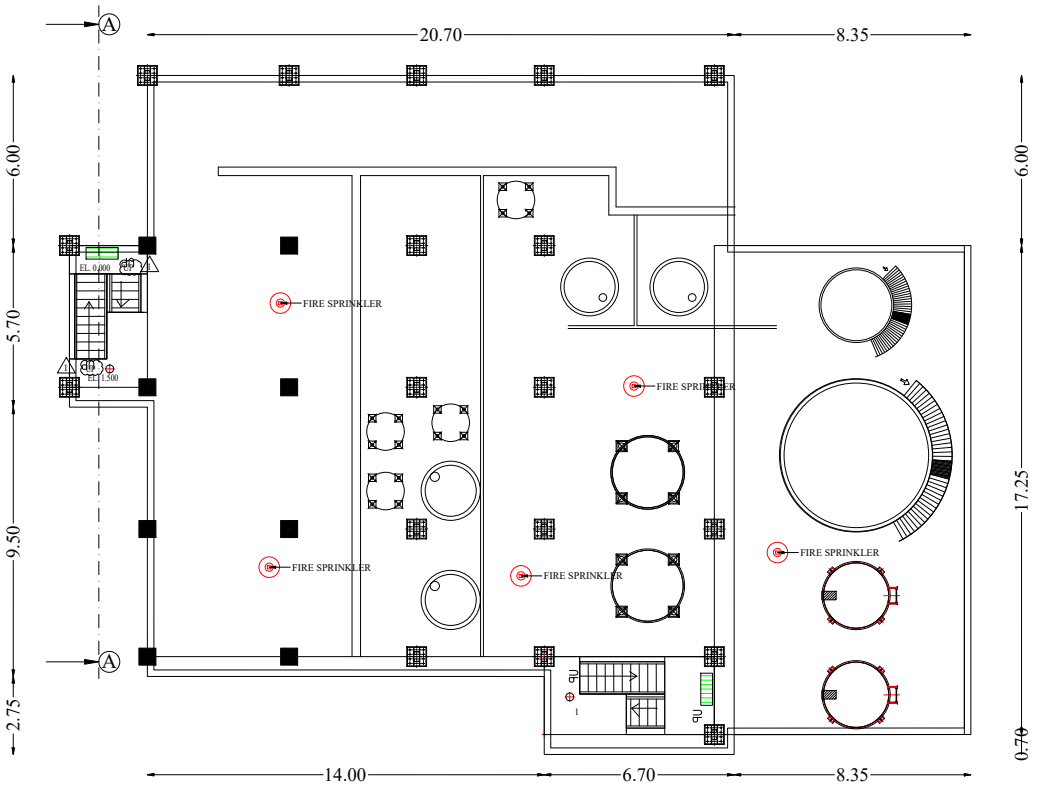
A
20.70
8.35
6.00
5.70
9.50
2.75
17.25
0.70
14.00
6.70
8.35
FIRE SPRINKLER
FIRE SPRINKLER
FIRE SPRINKLER
FIRE SPRINKLER
FIRE SPRINKLER
EL 0.000
A

GROUND FLOOR PLAN
BLOCK- 5 (DISTILLATION AND EVAPORATION)

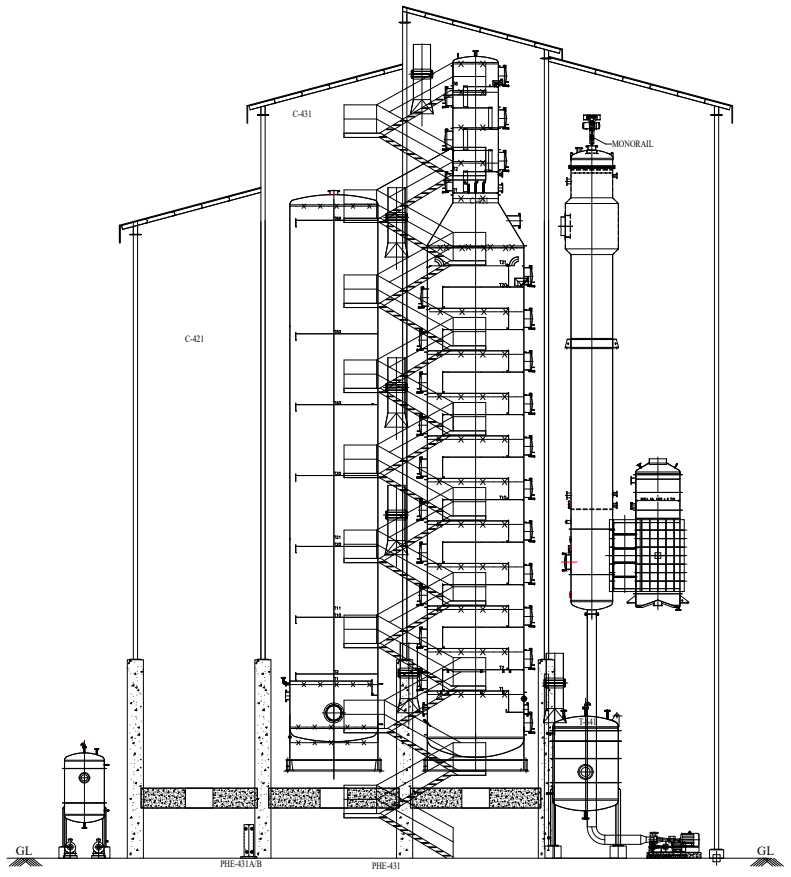
C-431
C-421
MONORAIL
GL
PHE-431A/B
PHE-431
GL

ELEVATION

SCALE :1:100

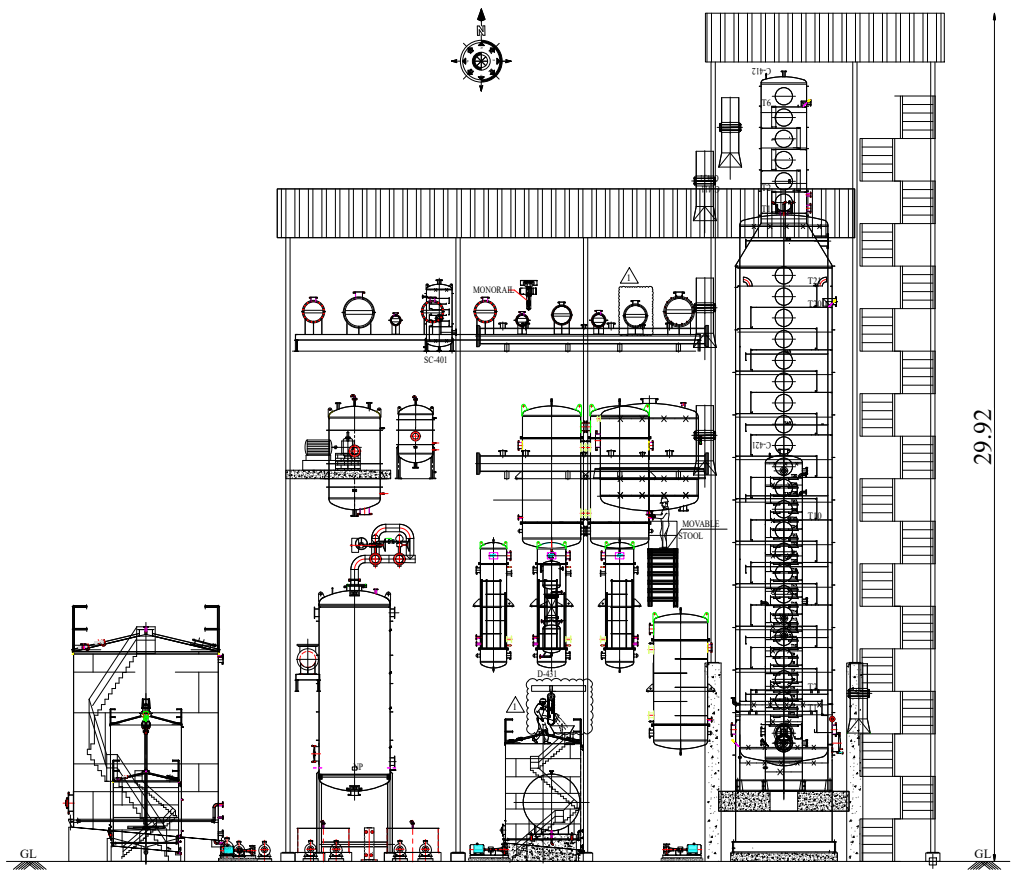
MONORAIL
SC-401
MOVABLE STOOL
29.92
GL
GL

SECTION ON A-A

SCALE :1:100

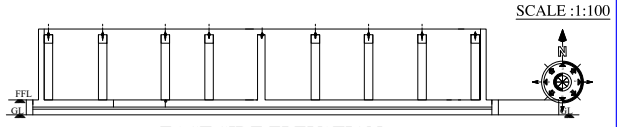

EAST SIDE ELEVATION

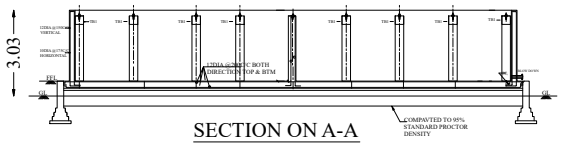
3.03
COMPACTED TO 95% STANDARD PROCTOR DENSITY

SECTION ON A-A

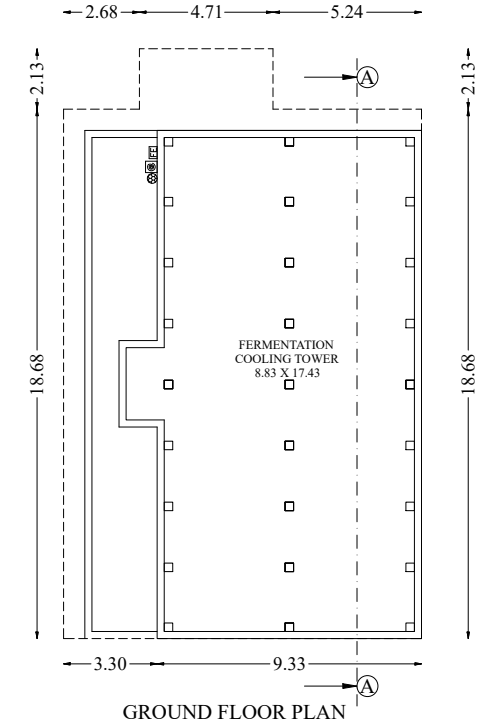
2.68
4.71
5.24
A
2.13
2.13
FERMENTATION COOLING TOWER 8.83 X 17.43
18.68
18.68
3.30
9.33
A

GROUND FLOOR PLAN
BLOCK- 6 (FERMENTATION COOLING TOWER)

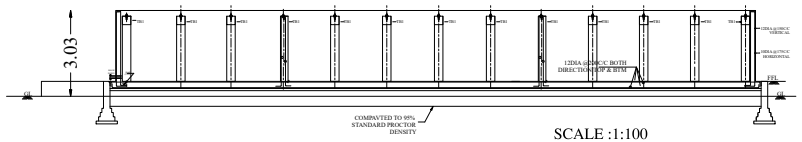
3.03
COMPACTED TO 95% STANDARD PROCTOR DENSITY

SECTION ON A-A

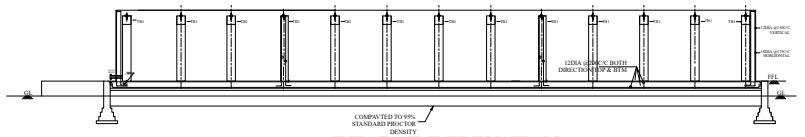
COMPACTED TO 95% STANDARD PROCTOR DENSITY

WEST SIDE ELEVATION

SCALE :1:100

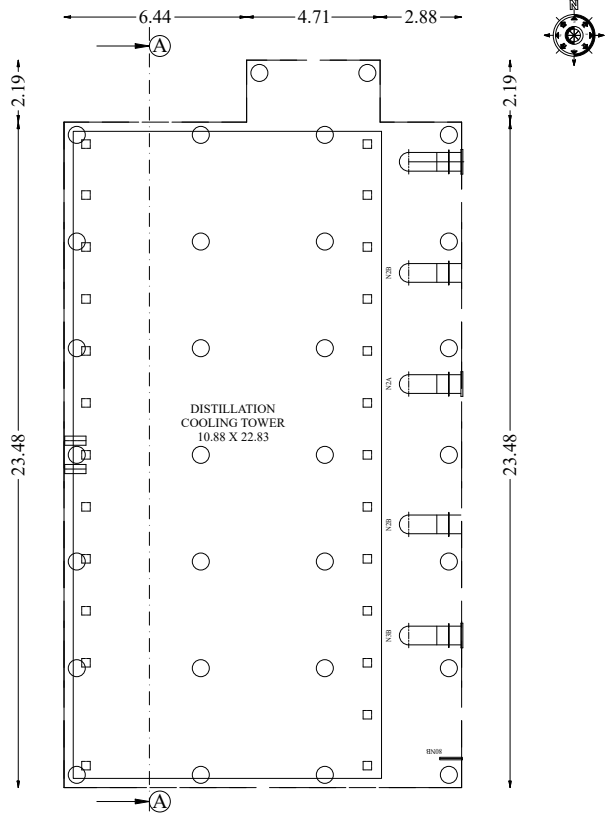
6.44
4.71
2.88
A
2.19
2.19
DISTILLATION COOLING TOWER 10.88 X 22.83
23.48
23.48
A
14.03

GROUND FLOOR PLAN
BLOCK- 7 (DISTILLATION COOLING TOWER)

SCALE :1:200

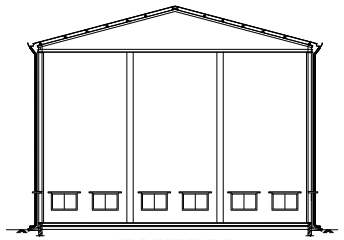

WEST SIDE ELEVATION

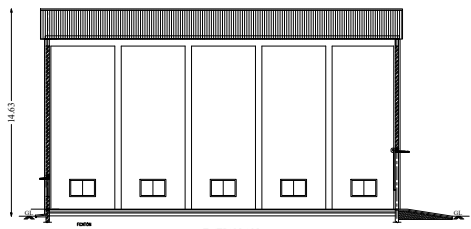

SECTION ON A-A

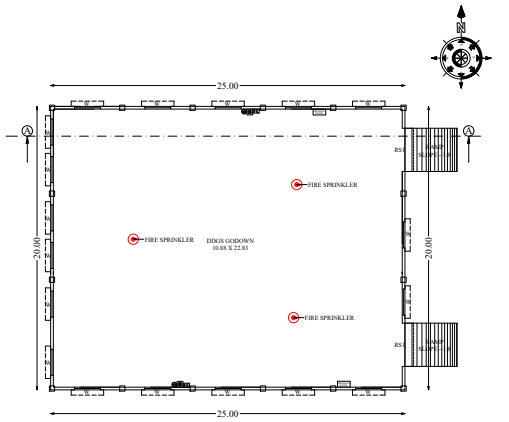
25.00
FIRE SPRINKLER
FIRE SPRINKLER
DDGS GODOWN 16.68 X 22.83
FIRE SPRINKLER
20.00
20.00
25.00

GROUND FLOOR PLAN
BLOCK- 8 (DDGS GODOWN)

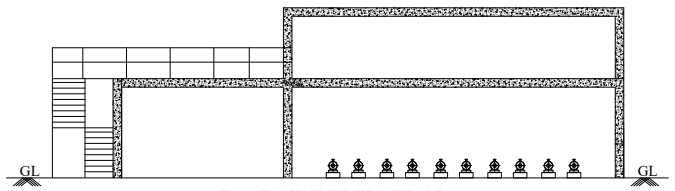

EAST SIDE ELEVATION

SCALE :1:100

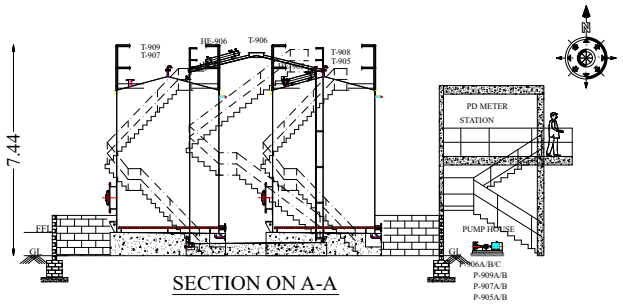
T-909
T-907
T-906
T-908
T-905
7.44
PD METER STATION
PUMP HOUSE
FFL
GL
P-906A/B/C
P-909A/B
P-907A/B
P-905A/B

SECTION ON A-A

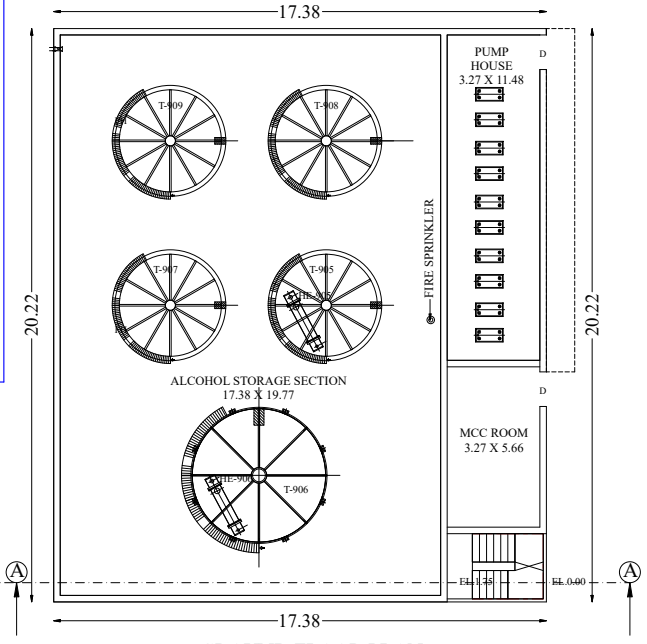
17.38
T-909
T-908
T-907
T-905
PUMP HOUSE 3.27 X 11.48
FIRE SPRINKLER
20.22
20.22
ALCOHOL STORAGE SECTION 17.38 X 19.77
MCC ROOM 3.27 X 5.66
T-906
A
EL 0.00
A
17.38

GROUND FLOOR PLAN
BLOCK- 10 (ALCOHOL STORAGE SECTION)

SCALE :1:200

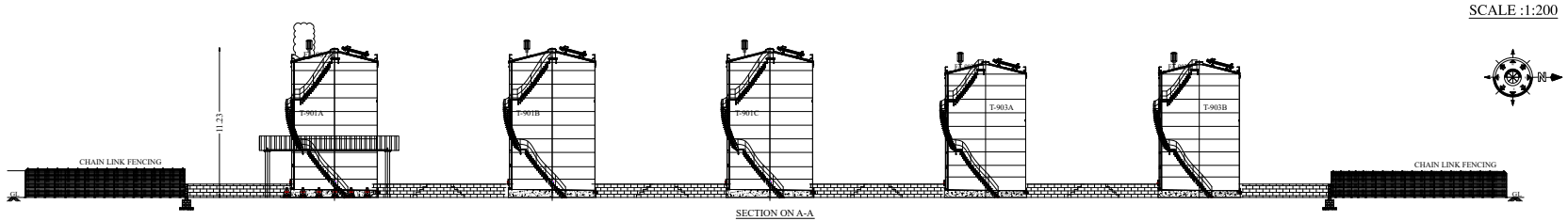
CHAIN LINK FENCING
CHAIN LINK FENCING
11.23
T-903A
T-903B

SECTION ON A-A

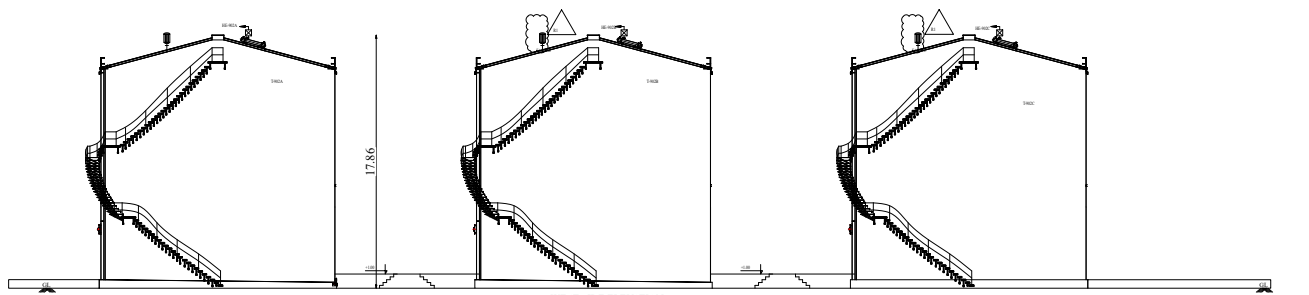

WEST SIDE ELEVATION

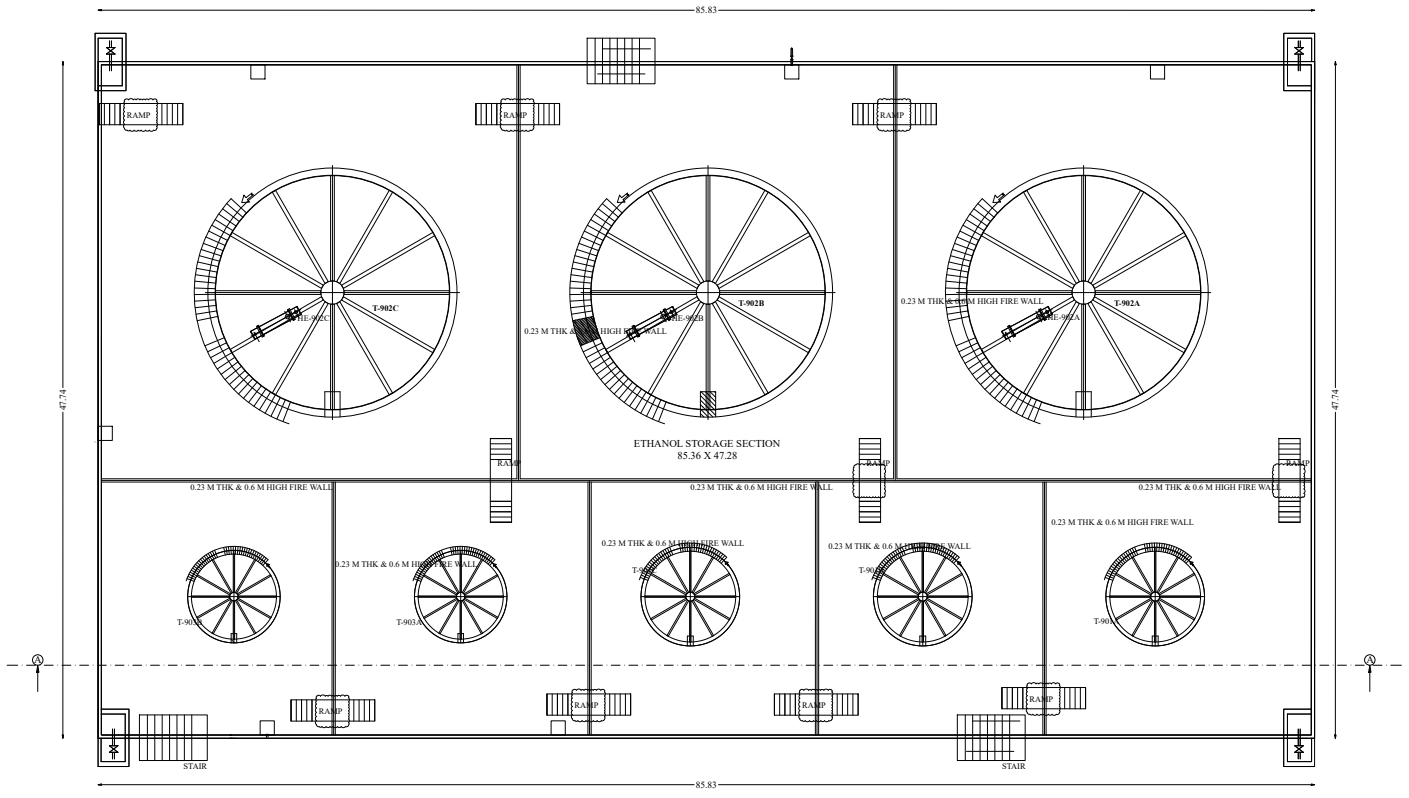
85.83
47.74
RAMP
STAIR
T-902A
T-902B
T-902C
0.23 M THK & 0.6 M HIGH FIRE WALL
ETHANOL STORAGE SECTION
85.36 X 47.28

GROUND FLOOR PLAN
BLOCK- 9 (ETHANOL STORAGE SECTION)

SCHEDULE OF JOINERIES	METER
SLIDING DOOR-SD	2.00 X 2.40
DOUBLE SHUTTER DOOR-D1	2.00 X 2.10
SINGLE SHUTTER DOOR-D2	1.20 X 2.10
DOOR-D4	1.00 X 2.10
DOOR-D5	0.90 X 2.10
WINDOW - W1	1.60 X 1.20
WINDOW - W2	1.00 X 0.90
VENTILATOR - V	0.60 X 0.60
SLIDING DOOR-SD	2.00 X 2.40
DOUBLE SHUTTER DOOR-D1	2.00 X 2.10
SINGLE SHUTTER DOOR-D2	1.20 X 2.10
DOOR-D4	1.00 X 2.10
DOOR-D5	0.90 X 2.10
WINDOW - W1	1.60 X 1.20
WINDOW - W2	1.00 X 0.90
VENTILATOR - V	0.60 X 0.60
DOUBLE SHUTTER DOOR	2.00 X 2.10
ROLLING SHUTTER (R.S)	5.00X 5.00
DOUBLE SHUTTER DOOR-DI	2.00 X 2.10
SINGLE SHUTTER DOOR-D2	1.20 X 2.10
DOOR-D4	1.00 X 2.10
DOOR-DS	0.90 X 2.10
WINDOW - WI	1.60 X 1.20
WINDOW - W2	1.00 X 0.90
VENTILATOR - V	0.60 X 0.60

S.N	DESCRIPTION	TOTAL POWER	
		IN KW	IN HP
1	GRAIN SILO AND HANDLING SECTION	204.65	274.44
2	GRAIN HANDLING AND MILLING SECTION	881.26	1181.79
3	LIQUIFACTION SECTION	295.40	396.14
4	FERMENTATION SECTION	1016.65	1363.35
5	DISTILLATION SECTION	308.80	414.11
6	ETHANOL SECTION	155.40	208.39
7	INTEGRATED EVAPORATION SECTION(DISTILLATION)	398.40	534.26
8	DRYER VAPOUR INTEGRATED SECTION	625.20	838.41
9	DECANTATION SECTION	256.20	343.57
10	DDGS DRYER SETION	900.10	1207.05
11	ALCOHOL STORAGE SECTION	96.30	129.14
12	UTILITY SECTION	47.75	64.03
13	COOLING TOWER SECTION	1811.00	2428.59
14	CONDENSATE POLISHING UNIT	1022.62	1371.35
15	BOILER SECTION	1715.84	2300.98
16	BOILER SECTION ESP	193.00	258.82
17	TURBINE SECTION	73.27	98.26
18	COGEN COOLING TOWER	202.00	270.89
19	AIR COOLED HEAT EXCHANGER	262.00	351.35
20	COOL HANDLING SYSTEM	370.30	496.58
21	FIRE FIGHTING SYSTEM	100.00	134.10
22	ASH HANDLING SYSTEM	125.30	168.03
23	CO2 PLANT	500.00	670.51
24	WATER TREATMENT PLANT	200.00	268.20
25	MISC ITEMS	44.40	59.54
26	PLANT AND YARD LIGHTING	75.30	100.98
	TOTAL - H.P	11676.49	15658.41

P. BALACHANDRU, D.C.E.,
REGISTERED CONSTRUCTION ENGINEER
RCE / DTCP /TRICHY / FEBRUARY-2025/09
12, SOUTH KANDI STREET, BEEMANAGAR
TRICHY - 1. MOB: 9443127970

REGISTERED
CONSTRUCTION ENGINEER

P.PRAGADESWARAN M.E.,(Stru.Engg.)
Regd. Structural Engineer (Grade-I,SE)
SE/Gr-I/DTCP/Trichy/Oct-2020/274
1/1-A, Narivan St., Srirangam, Trichy-6
..,8510106463

REGISTERED
STRUCTURAL ENGINEER

VASANTHI PADMANABAN, M.Tech.,
Registered Geotechnical Engineer
Reg. No: CGLDIST/RGTE/2019/08/011

REGISTERED
GEOTECHNICAL ENGINEER

S. RAMALINGAM M.E., M.S.C., M.B.A.,
Registered Engineer - Grade I
RE/GR.I/ DTCP/TRICHY/NOV-2024/70
12, SOURH KANDI STREET, BEEMA NAGAR
TRICHY - 1. MOB: 94431 27970.

REGISTERED ENGINEER

For RAR INDUSTRIAL AND
LOGISTIC PARK PVT. LTD.
Authorised Signatory

APPLICANT

LIQUIFACTION SECTION

S.N	DESCRIPTION	TOTAL POWER IN KW
1	MOTOR FOR PRE-MASHER	7.50
2	MOTOR FOR HOT WATER PUMP	18.60
3	MOTOR FOR SLURRY TRANSFER PUMPS	150.00
4	MOTOR FOR AGITATOR SLURRY TANK	9.30
5	LIQUIFICATION TANK SLURRY TRANSFER PUMPS	74.00
6	MOTOR FOR AGITATOR LIQUEFACTIONTANK	18.50
7	MOTOR FOR AGITATOR ENL TANK	0.55
8	MOTOR FOR AGITATOR ENS TANK	0.55
9	MOTOR FOR RECYCLE STREAM COLLECTION PUMP	7.40
10	MOTOR FOR ENL PUMPS	3.00
11	MOTOR FOR ENS PUMPS	3.00
12	MOTOR FOR CAUSTIC DOSING PUMPS	3.00
	TOTAL	**295.40**

GRAIN HANDLING AND MILLING SECTION

S.N	DESCRIPTION	TOTAL POWER IN KW
1	BUCKET ELEVATOR #01	7.50
2	CHAIN CONVEYOR #01	5.50
3	ROTARY VALVE BELOW CHAIN CONVEYOR	3.75
4	CLASSIFIER	11.00
5	CLASSIFIER ASPIRATION BLOWER	55.00
6	CLASSIFIER ROTARY AIRLOCK VALVE	3.75
7	DESTONER	7.50
8	DESTONER ASPIRATION BLOWER	37.50
9	DESTONER ROTARY AIRLOCK VALVE	3.75
10	CHAIN CONVEYOR #02	5.50
11	BUCKET ELEVATOR #02	7.50
12	CHAIN CONVEYOR #03	5.50
13	PNEUMATIC SLIDE GATE VALVE (PLC OPERATED)	0.00
14	HAMMER MILL ROTARY FEEDER	7.50
15	HAMMER MILL	550.00
16	SCREW CONVEYOR #01	5.50
17	BUCKET ELEVATOR #03	15.00
18	SCREW CONVEYOR #02	3.70
19	PNEUMATIC SLIDE GATE VALVE (PLC OPERATED)	0.00
20	ROTARY AIRLOCK VALVE	3.75
21	ROTORSHIFTER/FLOUR SHIFTER (2NO. MOTORS - 5.5KW EACH)	55.00
22	OVERSIZE SCREW CONVEYOR #03	2.20
23	SCREW CONVEYOR #04	3.70
24	SCREW CONVEYOR #05	3.70
25	PNEUMATIC SLIDE GATE VALVE (PLC OPERATED)	0.00
26	BIN ACTIVATOR FOR SILO	2.26
27	ROTARY FEEDER BELOW SILO	4.40
28	SCREW CONVEYOR #06	3.70
29	SCREW CONVEYOR #07	3.70
30	BUCKET ELEVATOR #04	11.0
31	ROTARY FEEDER BELOW BUFFER HOPPER	2.20
32	PNEUMATIC SLIDE GATE VALVE (PLC OPERATED)	0.00
33	ROTARY FEEDER BELOW DISCHARGE HOPPER	2.20
34	BUCKET ELEVATOR #05	11.00
35	SCREW CONVEYOR #08	3.70
36	DUST COLLECTOR BLOWER#1	15.00
37	DUST COLLECTOR BLOWER#2	7.50
38	ROTARY AIRLOCK VALVE FOR DUST COLLECTOR	2.20
39	HAMMER MILL BAG FILTER BLOWER	7.50
40	HAMMER MILL BAG FILTER ROTARY AIRLOCK VALVE	1.10
	TOTAL	881.26

FERMENTATION SECTION

S.N	DESCRIPTION	TOTAL POWER IN KW
1	MOTOR FOR PRE FERMENTOR TRANSFER PUMP	120.00
2	MOTORO FOR AGITATOR FOR PRE FERMENTOR - I& II - R315A/B	22.00
3	MOTOR FOR FERMENTED WASH RECIRCULATION PUMP FOR R321	110.00
4	MOTOR FOR FERMENTED WASH RECIRCULATION PUMP FOR R322	110.00
5	MOTOR FOR FERMENTED WASH RECIRCULATION PUMP FOR R323	110.00
6	MOTOR FOR FERMENTED WASH RECIRCULATION PUMP FOR R324	110.00
7	MOTOR FOR FERMENTED WASH RECIRCULATION PUMP FOR R325	110.00
8	MOTOR FOR WASH HOLDING TANK TANSFER PUMP	60.00
9	MOTOR FOR CIP TRANSFER PUMP	30.00
10	MOTOR FOR AIR BLOWERS - 1	90.00
11	MOTOR FOR SEALING WATER PUMPS FOR AIR BLOOWER	15.00
12	MOTOR FOR SEALING WATER PUMPS FOR PROCEES PUMPS	15.00
13	MOTOR FOR FLOOR WASHING TRANSFER PUMPS	11.00
14	MOTOR FOR ANTIFOAM DOSING PUMPS	3.00
15	MOTOR FOR NUTRIENT DOSING PUMPS	4.40
16	MOTOR FOR SOLDIUM HYDROXIDE PUMPS	3.00
17	MOTOR FOR AGITATOR OF FERMENTOR R321	18.50
18	MOTOR FOR AGITATOR OF FERMENTOR R322	18.50
19	MOTOR FOR AGITATOR OF FERMENTOR R323	18.50
20	MOTOR FOR AGITATOR OF FERMENTOR R324	18.50
21	MOTOR FOR AGITATOR OF WASH HOLDING TANK	18.50
22	MOTOR FOR AGITATOR OF NUTRIENT TANK	0.75
	TOTAL	1016.65

ALCOHOL STORAGE SECTION

S.N	DESCRIPTION	TOTAL POWER IN KW
1	MOTOR FOR ETHANOL DAILY TRANSFER PUMPS	30.00
2	MOTOR FOR ETHANOL BULK TRANSFER PUMPS	15.00
3	MOTOR FOR TA DAILY RECEIVER PUMPS	4.40
4	MOTOR FOR FO TRANSFER PUMPS	3.00
5	MOTOR FOR FO BULK TRANSFER PUMPS	3.00
6	MOTOR FOR TA BULK TRANSFER PUMPS	4.40
7	MOTOR FOR ETHNAOL ISSUE TRANSFER PUMPS	22.50
8	MOTOR FOR DENATURED TRANSFER PUMPS	3.00
9	MOTOR FOR FLOOR WASHING PUMPS	11.00
	TOTAL	96.30

BOILER SECTION

S.N	DESCRIPTION	TOTAL POWER IN KW
1	FEED PUMP-I MOTOR	450.00
2	FEED PUMP-II MOTOR	450.00
3	FD FAN MOTOR	450.00
4	PA FAN MOTOR	110.00
5	ID FAN MOTOR	200.00
6	GEARED MOTOR FOR LP DOSING AGITATOR	0.37
7	LP DOSING PUMP-I MOTOR	0.37
8	LP DOSING PUMP-II MOTOR	0.37
9	GEARED MOTOR FOR HP DOSING AGITATOR	0.37
10	HP DOSING PUMP-I MOTOR	0.37
11	HP DOSING PUMP-II MOTOR	0.37
12	MOT. MAIN STEAM STOP VALVE	2.20
13	MOT. BYPASS - MAIN STEAM STOP VALVE	0.06
14	MOTORISED LRSB-I AT RSH ZONE	1.10
15	MOTORISED LRSB-II AT RSH & CSH ZONE	1.10
16	POCKET FEEDER MOTOR - I (RSB-1)	0.37
17	POCKET FEEDER MOTOR - II (RSB-2)	0.37
18	POCKET FEEDER MOTOR - III (RSB-3)	0.37
19	POCKET FEEDER MOTOR - IV (RSB-4)	0.37
20	POCKET FEEDER MOTOR - V (RSB-5)	0.37
21	POCKET FEEDER MOTOR - VI (RSB-6)	0.37
22	POCKET FEEDER MOTOR - VII (RSB-7)	0.37
23	POCKET FEEDER MOTOR - VIII (RSB-8)	0.37
24	GEARED MOTOR-I COAL BUNKER DRAG CHAIN FEEDER	1.50
25	GEARED MOTOR-II COAL BUNKER DRAG CHAIN FEEDER	1.50
26	GEARED MOTOR-III COAL BUNKER DRAG CHAIN FEEDER	1.50
27	GEARED MOTOR-IV COAL BUNKER DRAG CHAIN FEEDER	1.50
28	GEARED MOTOR-I RICE/HUSK BUNKER DRAG CHAIN FEEDER	2.20
29	GEARED MOTOR-II RICE/HUSK BUNKER DRAG CHAIN FEEDER	2.20
30	GEARED MOTOR-III RICE/HUSK BUNKER DRAG CHAIN FEEDER	2.20
31	GEARED MOTOR-IV RICE/HUSK BUNKER DRAG CHAIN FEEDER	2.20
32	GEARED MOTOR-I LIMESTONE BUNKER ROTARY FEEDER	0.75
33	GEARED MOTOR-II LIMESTONE BUNKER ROTARY FEEDER	0.75
34	GEARED MOTOR-III LIMESTONE BUNKER ROTARY FEEDER	0.75
35	GEARED MOTOR-IV LIMESTONE BUNKER ROTARY FEEDER	0.75
36	GEARED MOTOR-I BED MATERIAL BUNKER ROTARY FEEDER	1.10
37	GEARED MOTOR-II BED MATERIAL BUNKER ROTARY FEEDER	1.10
38	GEARED MOTOR-I FUEL FEEDING DRAG CHAIN FEEDER	3.70
39	GEARED MOTOR-II FUEL FEEDING DRAG CHAIN FEEDER	3.70
40	GEARED MOTOR-III FUEL FEEDING DRAG CHAIN FEEDER	3.70
41	GEARED MOTOR-IV FUEL FEEDING DRAG CHAIN FEEDER	3.70
42	LDO PUMP-1	1.50
43	LDO PUMP-2	1.50
44	MOT. DISCHARGE FOR BFWP-1	1.10
45	MOT.DISCHARGE FOR BFWP-1 INTEGRAL BYPASS	0.60
46	MOT.DISCHARGE FOR BFWP-2	1.10
47	MOT. DISCHARGE FOR BFWP-2 INTEGRAL BYPASS	0.06
48	MOT. PEGGING STEAM TO DEAERATOR MOV	0.06
49	MOT. MAIN STEAM LINE DRAIN MOV	0.12
50	MOT. START-UP VENT ISOLATION MOV	1.10
51	MOT. START UP VENT ISOLATION INTEGRAL BY-PASS	0.06
52	MOT. CBD MOV	0.12
53	MOT. IBD MOV	0.12
54	MOT. SOOT-BLOWER PCV ISOLATION MOV	0.12
55	MOT. SOOT-BLOWER BYPASS PCV ISOLATION MOV	0.12
56	MOT. SOOT-BLOWER DRAIN-I	0.12
57	MOVMOT. SOOT-BLOWER DRAIN-II MOV	0.12
58	MOT. 100 % FWCV ISOLATION FOR FV-502	1.10
59	MOT. 100 % FWCV ISOLATION INTEGRAL BY-PASS FOR FV-502	0.06
60	MOT. 100 % FWCV ISOLATION FOR FV-503	1.10
61	MOT. 100 % FWCV ISOLATION INTEGRAL BY-PASS FOR FV-503	0.06
62	MOT. ECONOMISER INLET MOV	1.10
63	MOT. ECONOMISER INLET MOV INTEGRAL BY-PASS	0.06
	TOTAL	1715.84

GRAIN SILO AND HANDLING SECTION

S.N	DESCRIPTION	TOTAL POWER IN KW
1	AERATION FAN	60.00
2	EXHAUST FAN	3.00
3	FUMIGATION FAN	4.40
4	SWEEP AUGAR- 50TPH	15.00
5	TRACTION WHEEL MOTOR	0.74
6	MOTIRIZED GATE MCG	1.48
7	RH- MOTORIZED GATE MCG	1.48
8	TWO WAY DIVERTER	0.37
9	CC1	3.70
10	CC2	3.70
11	CC3	3.70
12	CC4	3.70
13	CC5	5.50
14	CC5A	5.50
15	EL1	11.00
16	EL2	15.00
17	LEVEL (INDICATOR) SWITCH	0.00
18	TMD -PANEL	0.00
19	BLOWER FOR BAG FILTER FOR GRAIN RECEIPT	15.00
20	ROTARY AIRLOCK VALVE FOR GRAIN RECEIPT	1.50
21	PNEUMATIC SLIDE GATE VALVE (PLC OPERATED)	0.00
22	MAGNETIC DRIUM SEPERATOR (VIBRO MOTOR)	1.50
23	MAGNETIC DRIUM SEPERATOR (MAIN MOTOR)	7.40
24	PRELIMNARY CLEANER	4.40
25	BLOWER FOR THE PRELIMINARY CLEANER	15.00
26	ROTARY AIRLOCK VALVE FOR PRLIMINARY CLEANER	1.50
27	BLOWER FOR BAG FILTER FOR PRELIMINARY CLEANER	18.60
28	MOTORISED SLIDE GATE ABOVE SILO1 & SILO-02	1.48
	TOTAL	204.65

DECANTATION SECTION

S.N	DESCRIPTION	TOTAL POWER IN KW
1	MOTOR FOR CENTRIFUGE DECANTER WITH V FD	180.00
2	MOTOR FOR RAW STILLAGE TANK	44.00
3	MOTOR FOR AGITATOR FOR RAW STILLAGE T ANKS	2.20
4	MOTOR FOR THIN SLOP TRANSFER PUMPS	30.00
	TOTAL	256.20

ETHANOL SECTION

S.N	DESCRIPTION	TOTAL POWER IN KW
1	MOTOR FOR OFF SPEC-AA TRASFER PUMPS	7.40
2	MOTOR FOR WEAK ALCOHOL RECIRCULTION PUMP	74.00
3	MOTOR FOR VACUUM PUMPS FOR ETHANOL P LANT	74.00
	TOTAL	155.40

DISTILLATION SECTION

S.N	DESCRIPTION	TOTAL POWER IN KW
1	MOTOR FOR MASH CONDENSATE PUMPS	15.00
2	MOTOR FOR MASH COLUMN BOTTOM PUMPS	37.00
3	MOTOR FOR FLASH TANK BOTTOM PUMPS	37.00
4	MOTOR FOR ALDEHYDE BOTTOM PUMPS	4.40
5	MOTOR FOR TA TRANSFER PUMPS	3.00
6	MOTORFOR RS RECTIFYING COLUMN REFLUX PUMPS	30.00
7	MOTOR FOR STEAM CONDENSATE PUMPS	22.00
8	MOTOR FOR VACUMM WATER RECYCLE PUM PS	15.00
9	MOTOR FOR SEALING WATER RECYCLE PUMP S	15.00
10	MOTOR FOR CIP TRANSFER PUMPS	22.00
11	MOTOR FOR COMMON COLLECTION PUMPS	7.40
12	MOTOR FOR FLOOR WASHING TRANSFER PUM PS IN DISTILLATION	11.00
13	MOTOR FOR VACUUM PUMP DISTILLATION	90.00
	TOTAL	308.80

DDGS DRYER SETION

S.N	DESCRIPTION	TOTAL POWER IN KW
1	WET CAKE CONVEYER BELOW DECANTER	9.30
2	WET CAKE CONVEYER TO HSM	9.30
3	RECYCLING CONVEYOR	37.00
4	HIGH SPEED MIXER	74.00
5	FEEDING CONVEYOR	15.00
6	DDGS DRYER	220.00
7	ROTARY VALVE FOR DRYER VAPUR CYCLON E	4.40
8	MOTOR FOR FAN OF DRYER	135.00
9	ROTARY VALVE FOR DISCHARGE CONVEYOR	4.40
10	DISCHARGING CONVEYER	15.00
11	MOTOR FOR RECIRCULATION PUMPS FOR WE T SCRUBBER	14.80
12	MOTOR OF FAN FOR PNEUMATIC CONVEYING	111.00
13	ROTARY VALVE OF CYCLONE - I FOR PNEUM ATIC CONVEYING	4.40
14	ROTARY VALVE OF CYCLONE - II FOR PNEU MATIC CONVEYING	4.40
15	MOTOR AIR COOLER	2.20
16	MOTOR FOR POWER OF DISTRIBUTOR	1.10
17	MOTOR FOR FAN OF BAG FILTER	110.00
18	MOTOR FOR STEAM CONDENSATE TRANSFER PUMP	11.00
19	MOTOR FOR DDGS CONVEYYOR FROM AIR CO OLER TO PULVERISER	5.50
20	PULVERISER	90.00
21	VIBRATING SCREEN FOR PULVERISER	3.00
22	MOTOR FOR DDGS CONVEYYOR FROM BUCKE T ELEVATOR TO DDGS SILOR	7.50
23	ROTARY VALVE FOR DD GS SILO	4.40
24	MOTOR FOR BUCKET ELEVATOR FOR DDGS	7.40
	TOTAL	**900.10**

SHEET-1

SITE AND DETAILED PLAN SHOWING THE PROPOSED AMALGAMATION OF SITE FOR PLOT NO: 1 TO 6, 6A, 7 TO 14 IN APPROVED LAYOUT NO: 87/2022 AND PROPOSED CONSTRUCTION OF M/s RAR INDUSTRIAL AND LOGISTIC PARK PRIVATE LIMITED., ETHANOL PLANT (PETROLEUM, STORAGE AND TRANSFER FACILITY - RED CATEGORY) INDUSTRIAL BUILDING IN SIPCOT INDUSTRIAL PARK AT S.F.NO - 16(PT), 17(PT), 18(PT), 21(PT), 30(PT), 35(PT), 36(PT), 38(PT), 41(PT), KANNUDAYANPATTI VILLAGE, MANAPARAI TALUK, TRICHY DISTRICT.

ALL DIMENSIONS ARE IN METER

ONLINE APPLICATION NUMBER:SWP/BPA/451665/2025

NAME OF THE APPLICANT :

M/S. RAR INDUSTRIAL AND LOGISTIC PARK PRIVATE LIMITED
BY ITS DIRECTOR
MR.VEERAMANI S/O MARIMUTHU

AREA DETAILS :

AS PER DOCUMENT - 30.30 Acre (or) 122619.70 Sqm

AREA DETAILS :

S. No	DESCRIPTION	FSI AREA (Sqm)	DEDUCTION AREA (Sqm)	TOTAL BUILT UP AREA (Sqm)
BLOCK-1(CO2 PLANT)				
1	GROUND FLOOR	540.00	-	540.00
BLOCK-2(TOILET BLOCK)				
1	GROUND FLOOR	18.14	-	18.14
BLOCK-3(LIQUEFACTION AND FERMENTATION, MCC PANEL ROOM AND GRAIN SILOS)				
1	GROUND FLOOR	4576.01	-	4576.01
2	FIRST FLOOR	431.17	-	431.17
3	SECOND FLOOR	304.15	-	304.15
BLOCK-4(BULK CHEMICAL STORAGE)				
1	GROUND FLOOR	56.70	-	56.70
BLOCK-5(DISTILLATION AND EVAPORATION)				
1	GROUND FLOOR	616.97	-	616.97
BLOCK-6(FERMENTATION COOLING TOWER)				
1	GROUND FLOOR	245.84	-	245.84
BLOCK-7(DISTILLATION COOLING TOWER)				
1	GROUND FLOOR	339.56	-	339.56
BLOCK-8(DDGS GODOWN)				
1	GROUND FLOOR	500.00	-	500.00
BLOCK-9(ETHANOL STORAGE SECTION)				
1	GROUND FLOOR	4097.86	-	4097.86
BLOCK-10(ALCOHOL STORAGE SECTION)				
1	GROUND FLOOR	351.51	-	351.51
BLOCK-11(CPU AND WTP)				
1	GROUND FLOOR	2800.00	-	2800.00
BLOCK-12(DECENTATION DRYER SECTION)				
1	GROUND FLOOR	928.56	-	928.56
BLOCK-13(BOILER)				
1	GROUND FLOOR	424.29	-	424.29
BLOCK-14(FUEL STORAGE SHED AND TURBINE AND DG SET)				
1	GROUND FLOOR	4886.66	-	4886.66
BLOCK-15(GRAIN UNLOADING STATION)				
1	GROUND FLOOR	294.70	-	294.70
BLOCK-16(WEIGH BRIDGE ROOM-1)				
1	GROUND FLOOR	12.04	-	12.04
BLOCK-17(WEIGH BRIDGE ROOM-2)				
1	GROUND FLOOR	12.04	-	12.04
BLOCK-18(SECURITY CABIN AND TIME OFFICE)				
1	GROUND FLOOR	34.43	-	34.43
BLOCK-19(ADMIN BLOCK)				
1	GROUND FLOOR	382.97	-	382.97
2	FIRST FLOOR	382.97	-	382.97
3	SECOND FLOOR	382.97	-	382.97
BLOCK-20(CANTEEN BLOCK)				
1	GROUND FLOOR	190.03	3.87	190.03
2	FIRST FLOOR	190.03	3.87	190.03
3	SECOND FLOOR	190.03	3.87	190.03
BLOCK-21(EXCISE OFFICE)				
1	GROUND FLOOR	134.83	-	134.83
BLOCK-22(FDN STORAGE BUILDING)				
1	GROUND FLOOR	189.91	-	189.91
BLOCK-23(TOILET BLOCK)				
1	GROUND FLOOR	18.14	-	18.14
BLOCK-24(TOILET BLOCK)				
1	GROUND FLOOR	18.14	-	18.14
BLOCK-25(CHIMNEY)				
1	GROUND FLOOR	80.95	-	80.95
TOTAL :		**23631.60**	**11.61**	23631.60

PARKING AREA DESCRIPTION	AREA	REQUIRED	PROVIDED
1 CAR SPACE FOR EVERY 150 SQ.M OF OFFICE FLOOR AREA	1148.91	8	10(Including 2 PH)
1 TWO WHEELER SPACE FOR EVERY 75 SQ.M OF WORKSHOP FLOOR AREA	22482.69	300	360
1 CYCLE SPACE FOR EVERY 75 SQ.M OF WORKSHOP FLOOR AREA	22482.69	300	409
1 LORRY SPACE FOR EVERY 750 SQ.M OF WORKSHOP FLOOR AREA	22482.69	30	41

COLOR INDEX	
SITE BOUNDARY	▭
EXISTING ROAD	🟨
EXISTING BUILDING	▨
DRIVE WAY	🟥

REFERENCE

⊛	FIRE ALARM SYSTEM
◎	HOSE REEL
FE	FIRE FIGHTING EQUIPMENT
DW	DRINKING WATER

THE LANDLENS SUITE

Eight ways to know a piece of land before you pay for it.

This report covers one part of the picture. These cover the rest, drawn from the same government records, for any property in Tamil Nadu.

LandLens One
Ask anything about a property and get an answer grounded in live government records, with the sources shown.
/landlens/one

Verify My Land
Every record check run on one property and returned as a single report.
/landlens/verify-my-land

Legal Opinion
An advocate's written opinion on the title, built on the records we pull for it.
/landlens

One Map
Every layer on one map: the parcel, its boundary, zoning, water bodies and what sits around it.
/landlens/one/map

PriceMap
What land actually changed hands for around this plot, taken from the registered deeds.
/landlens/pricemap

Build Scope
What you are allowed to build here: floor space, height, coverage and setbacks.
/landlens/build-scope

Property Tracker
Watch a property and hear about it when something new is registered against it.
/landlens/property-tracker

Deal Room
Run the transaction in one place: documents, stamping, signatures and the parties.
/landlens/deal-room

FREE TOOLS · NO ACCOUNT NEEDED

Twenty-four checks you can run yourself, at no cost.

Records and verification

The registers themselves, read for you.

- Encumbrance Certificate
- Patta and Chitta
- Field Measurement Sketch
- EC Analyzer
- Bank charge check
- Court case search
- Seller background check
- Approval check by survey

Value and duty

What it is worth and what it costs to register.

- Guideline value by street
- Guideline value by survey
- Stamp duty and registration fees
- Capital gains
- Floor space index
- Area unit converter

Zoning and land use

What the plan says can happen on this land.

- Land use zone finder
- CMDA land use check
- Coastal regulation zone
- Master plan check
- Water bodies finder
- Airport height clearance

Registers and directories

Who holds it, and which office keeps the record.

- Find your registering office
- Temple property check
- Waqf property check
- RERA register

Every free tool
/tools

Services we run for you
/services

The LandLens suite
/landlens/one

Verified RealEstate™

Every claim in this document traces back to a government record.

- Legal opinions, due diligence and title verification
- Building plan, layout and sub-division approvals
- Completion and occupancy certificates, regularisation
- Escrow, negotiation and NRI property management
- Land survey, soil testing, architecture and construction

Verified RealEstate
3/350/2 Mettukuppam,
OMR Thoraipakkam,
Chennai 600 097, India
hello@verified.realestate
+91 9996 12 9996

Prepared from the registers named on the page each finding sits on. Where a register could not be read, this document says so in its place rather than leaving the gap to be read as a clean result.