PP APPROVAL RECORD

Planning Permission

Tiruchirappalli district, Tamil Nadu

APPROVAL TYPE
Building Plan

ISSUING AUTHORITY
Rural Panchayat

The approval as the planning authority issued it, reproduced in full behind this page.

An approval speaks to what was sanctioned, not to what was built. Completion is a separate record.

Verified RealEstate™
3/350/2 Mettukuppam,
OMR Thoraipakkam,
Chennai 600 097, India

hello@verified.realestate
+91 9996 12 9996
verified.realestate

B.P / DTCP.NO.162/2025

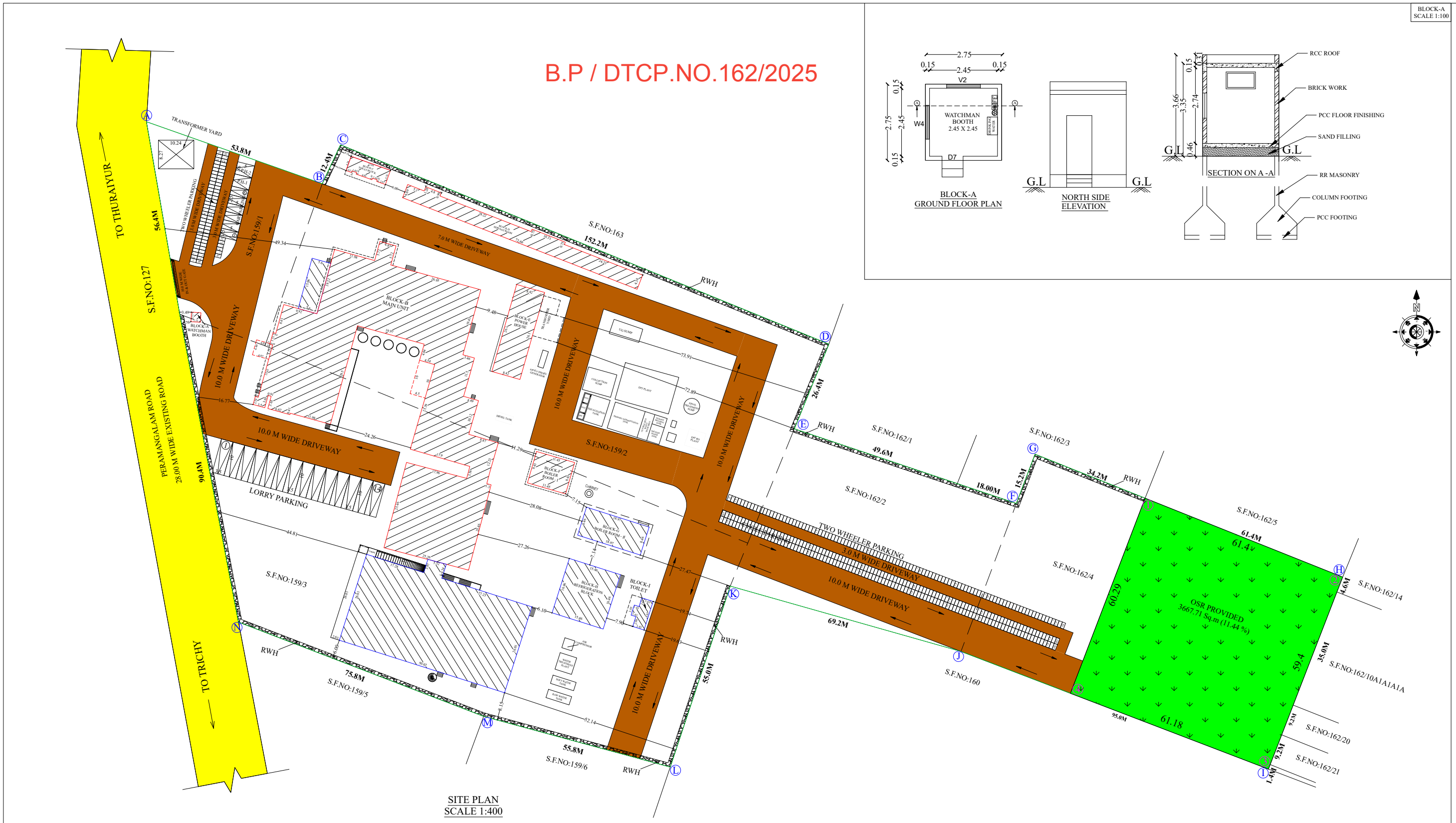
TO THURAIYUR
S.F.NO:127
PERAMANGALAM ROAD
28.00 M WIDE EXISTING ROAD
TO TRICHY
56.4M
90.4M
TRANSFORMER YARD
10.24
8.27
53.8M
12.4M
TWO WHEELER PARKING
3.0 M WIDE DRIVEWAY
3.0M WIDE DRIVEWAY
CAR PARKING
P.H-2
P.H-1
S.F.NO:159/1
10.0 M WIDE IN & OUT GATE
BLOCK-A WATCHMAN BOOTH
10.0 M WIDE DRIVEWAY
7.0 M WIDE DRIVEWAY
BLOCK-C TOILET BLOCK
BLOCK-D SERVANT ROOM
S.F.NO:163
152.2M
RWH
BLOCK-B MAIN UNIT
BLOCK-E POWER HOUSE
TRANSFORMER YARD
DIESEL TANK
UG SUMP
COLLECTION SUMP
EQUALIZATION TANK
EPT PLANT
PRIMARY SEDIMENTATION TANK
FINAL TREATMENT SUMP
EPT RO PLANT
S.F.NO:159/2
BLOCK-F BOILER ROOM - I
CHIMNEY
BLOCK-G BOILER ROOM - II
BLOCK-H REFRIGERATION BLOCK
BLOCK-I TOILET
AIR COMPRESSOR
WATER TREATMENT PLANT
SOFT WATER TANK
RAW WATER TANK
LORRY PARKING
S.F.NO:159/3
S.F.NO:159/5
S.F.NO:159/6
75.8M
55.8M
55.0M
26.4M
49.6M
18.00M
15.2M
34.2M
69.2M
S.F.NO:162/1
S.F.NO:162/2
S.F.NO:162/3
S.F.NO:162/4
S.F.NO:162/5
S.F.NO:160
S.F.NO:162/14
S.F.NO:162/10A1A1A1A
S.F.NO:162/20
S.F.NO:162/21
TWO WHEELER PARKING
3.0 M WIDE DRIVEWAY
10.0 M WIDE DRIVEWAY
OSR PROVIDED 3667.71 Sq.m (11.44 %)
61.4M
60.29
59.4
61.18
95.0M
35.0M
4.6M
9.2M
1.4M
A
B
C
D
E
F
G
H
I
J
K
L
M
N
49.34
24.26
16.77
44.81
28.08
27.26
27.47
19.74
19.63
73.91
72.89
11.29
9.48
52.14
BLOCK-A SCALE 1:100
WATCHMAN BOOTH 2.45 X 2.45
DRINKING WATER
2.75
2.45
0.15
V2
W4
D7
G.L
3.66
3.35
2.74
0.46
0.31
RCC ROOF
BRICK WORK
PCC FLOOR FINISHING
SAND FILLING
RR MASONRY
COLUMN FOOTING
PCC FOOTING
N

BLOCK-A
GROUND FLOOR PLAN

NORTH SIDE
ELEVATION

SECTION ON A -A

SITE PLAN
SCALE 1:400

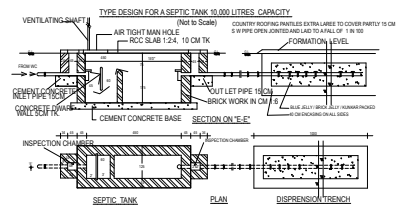
VENTILATING SHAFT
(Not to Scale)
AIR TIGHT MAN HOLE
RCC SLAB 1:2:4, 10 CM TK
COUNTRY ROOFING PANTILES EXTRA LAREE TO COVER PARTLY 15 CM
S W PIPE OPEN JOINTED AND LAID TO A FALL OF 1 IN 100
FORMATION LEVEL
FROM WC
CEMENT CONCRETE
INLET PIPE 15CM
CONCRETE DWARF WALL 5CM TK.
OUT LET PIPE 15 CM
BRICK WORK IN CM 1:6
BLUE JELLY / BRICK JELLY / KUNKAR PACKED
40 CM ENCASING ON ALL SIDES
CEMENT CONCRETE BASE
INSPECTION CHAMBER

TYPE DESIGN FOR A SEPTIC TANK 10,000 LITRES CAPACITY

SECTION ON "E-E"

SEPTIC TANK

PLAN

DISPRENSION TRENCH

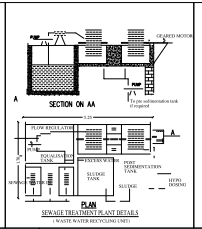
PUMP
GEARED MOTOR
To pre sedimentation tank if required
FLOW REGULATOR
EQUALISATION TANK
EXCESS WATER
POST SEDIMENTATION TANK
SLUDGE TANK
SLUDGE
HYPO DOSING
A

SECTION ON AA

PLAN

SEWAGE TREATMENT PLANT DETAILS
(WASTE WATER RECYCLING UNIT)

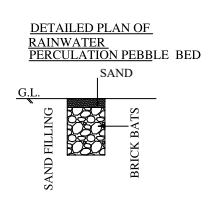
SAND
G.L.
SAND FILLING
BRICK BATS

DETAILED PLAN OF
RAINWATER
PERCULATION PEBBLE BED

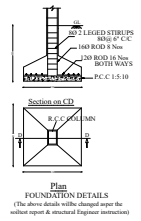
GL
8Ø 2 LEGED STIRUPS
8Ø@ 6" C/C
16Ø ROD 8 Nos
12Ø ROD 16 Nos
BOTH WAYS
P.C.C 1:5:10
R.C.C COLUMN
D

Section on CD

Plan
FOUNDATION DETAILS
(The above details willbe changed asper the soiltest report & structural Engineer instruction)

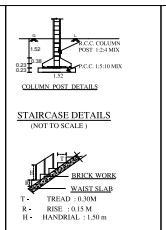
R.C.C. COLUMN POST 1:2:4 MIX
P.C.C. 1:5:10 MIX
1.52
0.38
0.23
BRICK WORK
WAIST SLAB

COLUMN POST DETAILS

STAIRCASE DETAILS
(NOT TO SCALE)

T - TREAD : 0.30M
R - RISE : 0.15 M
H - HANDRIAL : 1.50 m

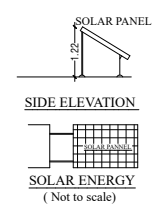
SOLAR PANEL
1.22
SOLAR PANNEL

SIDE ELEVATION

SOLAR ENERGY
(Not to scale)

COLOR INDEX:

SITE BOUNDARY	▭
EXISTING ROAD	🟨
EXISTING BUILDING	▨
DRIVE WAY	🟥
OSR	🟩

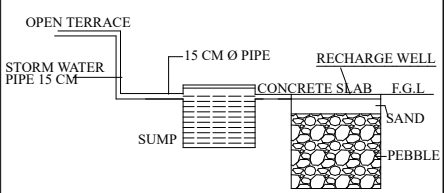
OPEN TERRACE
STORM WATER PIPE 15 CM
15 CM Ø PIPE
RECHARGE WELL
CONCRETE SLAB
F.G.L
SAND
SUMP
PEBBLE

RAINWATER HARVESTING SYSTEM

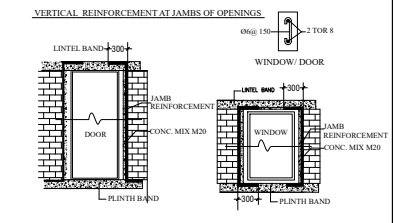
Ø6@ 150
2 TOR 8
WINDOW/ DOOR
LINTEL BAND
300
JAMB REINFORCEMENT
CONC. MIX M20
DOOR
WINDOW
PLINTH BAND

VERTICAL REINFORCEMENT AT JAMBS OF OPENINGS

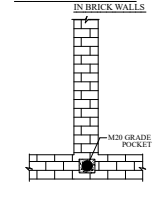
M20 GRADE POCKET

VERTICAL REINFORCEMENT
IN BRICK WALLS

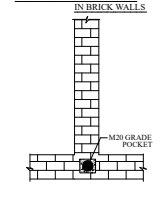
M20 GRADE POCKET

VERTICAL REINFORCEMENT
IN BRICK WALLS

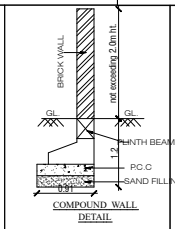
BRICK WALL
not exceeding 2.0m ht.
GL.
PLINTH BEAM
1.2
P.C.C
SAND FILLING
0.91

COMPOUND WALL
DETAIL

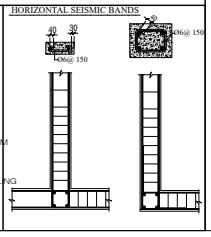

HORIZONTAL SEISMIC BANDS

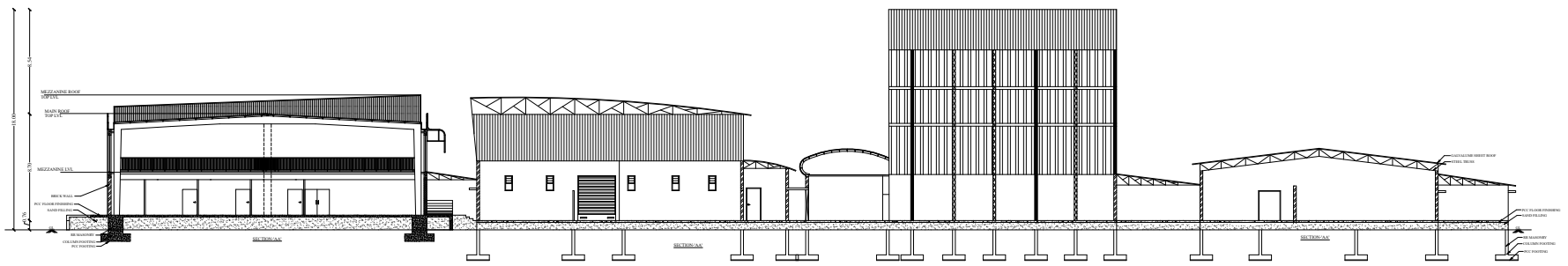
MEZZANINE ROOF TOP LVL
MAIN ROOF TOP LVL
MEZZANINE LVL
BRICK WALL
PCC FLOOR FINISHING
SAND FILLING
RR MASONRY
COLUMN FOOTING
PCC FOOTING
18.00
8.54
8.70
0.76
GALVALUME SHEET ROOF
STEEL TRUSS

SECTION-'AA'

SECTION-'AA'

SECTION-'AA'

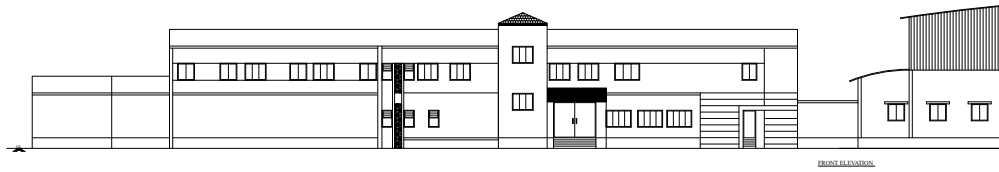

FRONT ELEVATION

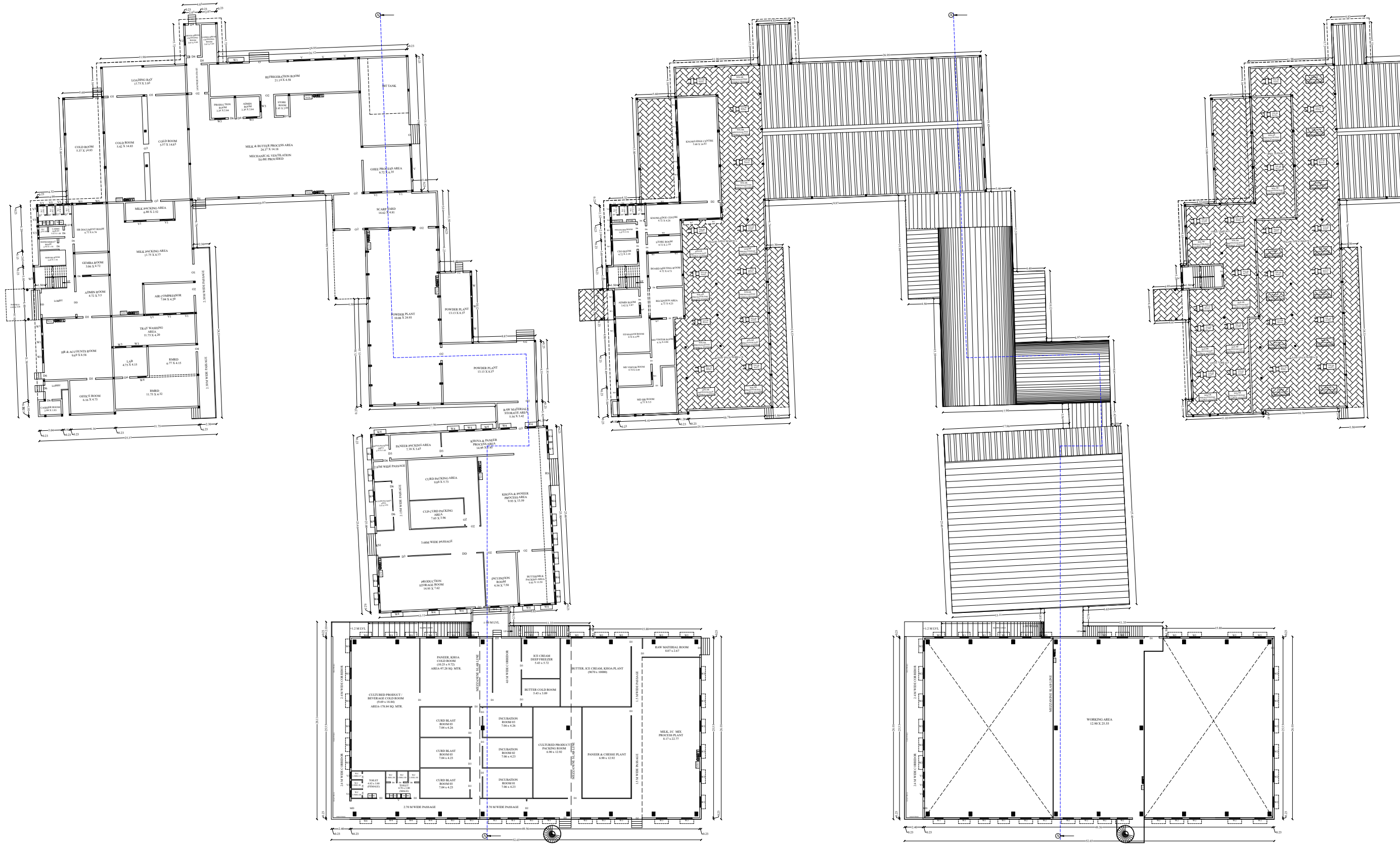
GENTS DRESS CHANGING ROOM 2.07 X 4.60
LADIES DRESS CHANGING ROOM 2.07 X 3.49
LOADING BAY 11.75 X 3.93
REFRIGERATION ROOM 21.14 X 4.58
BT TANK
PRODUCTION ROOM 3.38 X 2.84
ADMIN ROOM 3.36 X 2.84
STORE ROOM 1.85 X 2.84
3.0 M WIDE PASSAGE
COLD ROOM 5.37 X 14.83
COLD ROOM 5.42 X 14.83
COLD ROOM 5.57 X 14.83
MILK & BUTTER PROCESS AREA 24.37 X 14.18
MECHANICAL VENTILATION TO BE PROVIDED
GHEE PROCESS AREA 6.72 X 6.35
MILK PACKING AREA 6.80 X 2.52
SCARP YARD 14.62 X 4.81
LADIES TOILET 3.42 X 1.48
HR DOCUMENT ROOM 4.72 X 6.74
REFRESHMENT ROOM 2.94 X 1.94
SERVER ROOM 2.94 X 1.94
MILK PACKING AREA 11.75 X 8.73
GEMBA ROOM 3.06 X 4.72
ADMIN ROOM 4.72 X 5.5
LOBBY
PORTICO
AIR COMPRESSOR 7.04 X 4.20
2.30M WIDE PASSAGE
POWDER PLANT 10.08 X 24.93
POWDER PLANT 13.13 X 8.35
TRAY WASHING AREA 11.75 X 4.20
HR & ACCOUNTS ROOM 9.69 X 8.58
LAB 4.75 X 4.15
RMRD 6.77 X 4.15
RMRD 11.75 X 4.32
OFFICE ROOM 6.16 X 4.73
CASHIER ROOM 3.04 X 1.93
RAW MATERIALS STORAGE AREA 5.54 X 3.42
KHOVA PACKING AREA 2.32 X 3.48
PANEER PACKING AREA 7.18 X 3.45
KHOVA & PANEER PROCESS AREA 14.96 X 3.45
2.83M WIDE PASSAGE
CURD PACKING AREA 9.88 X 5.73
BUTTER PACKING AREA 2.43 X 9.90
2.15M WIDE PASSAGE
CUP CURD PACKING AREA 7.65 X 3.96
KHOVA & PANEER PROCESS AREA 9.93 X 13.59
3.68M WIDE PASSAGE
PRODUCTION STORAGE ROOM 14.95 X 7.62
INCUPATION ROOM 4.54 X 7.50
BUTTERMILK PACKING AREA 9.85 X 13.59
+1.2 M LVL
± 0.00 M LVL
2.4 M WIDE CORRIDOR
CULTURED PRODUCT / BEVERAGE COLD ROOM (9.69 x 18.84) AREA-178.84 SQ. MTR.
PANEER, KHOA COLD ROOM (10.25 x 9.72) AREA-97.28 SQ. MTR.
MEZZANINE SLAB LINE
4.0 M WIDE CORRIDOR
ICE CREAM DEEP FREEZER 5.43 x 5.72
BUTTER COLD ROOM 5.43 x 3.89
BUTTER, ICE CREAM, KHOA PLANT (9670 x 10000)
RAW MATERIAL ROOM 8.07 x 2.67
1.5 M WIDE PASSAGE
CURD BLAST ROOM 03 7.04 x 4.26
CURD BLAST ROOM 03 7.04 x 4.23
CURD BLAST ROOM 03 7.04 x 4.23
INCUBATION ROOM 03 7.06 x 4.26
INCUBATION ROOM 02 7.06 x 4.23
INCUBATION ROOM 01 7.06 x 4.23
CULTURED PRODUCT PACKING ROOM 6.90 x 12.92
PANEER & CHESSE PLANT 6.90 x 12.92
MILK, I/C MIX PROCESS PLANT 8.17 x 22.77
TOILET 4.82 x 3.80 (FEMALE)
TOILET 4.78 x 3.80 (MALE)
2.70 M WIDE PASSAGE
52.65
49.56
KNOWLEDGE CENTRE 5.60 X 14.83
KNOWLEDGE CENTRE 4.72 X 4.26
FINANCIER ROOM 3.42 X 2.34
CEO ROOM 4.72 X 2.19
STORE ROOM 4.72 X 2.19
BOARD MEETING ROOM 4.72 X 4.73
ADMIN ROOM 3.42 X 3.87
RECEPTION AREA 4.72 X 4.23
ED MADAM ROOM 4.74 X 4.90
MD VISITOR ROOM 4.34 X 4.90
MD VISITOR ROOM 4.74 X 4.49
MD SIR ROOM 4.72 X 5.5
BELOW OPEN TERRACE
SOLAR PANEL
SOLAR PHOTOVOLTAIC ENERGY SYSTEM
WORKING AREA 12.90 X 25.55
25.31

BLOCK-B
GROUND FLOOR PLAN

BLOCK-B
MAIN UNIT
FIRST FLOOR PLAN & MEZZANINE FLOOR

BLOCK-B
SCALE 1:200

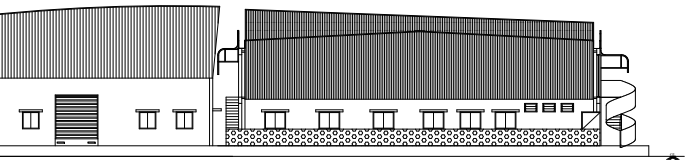

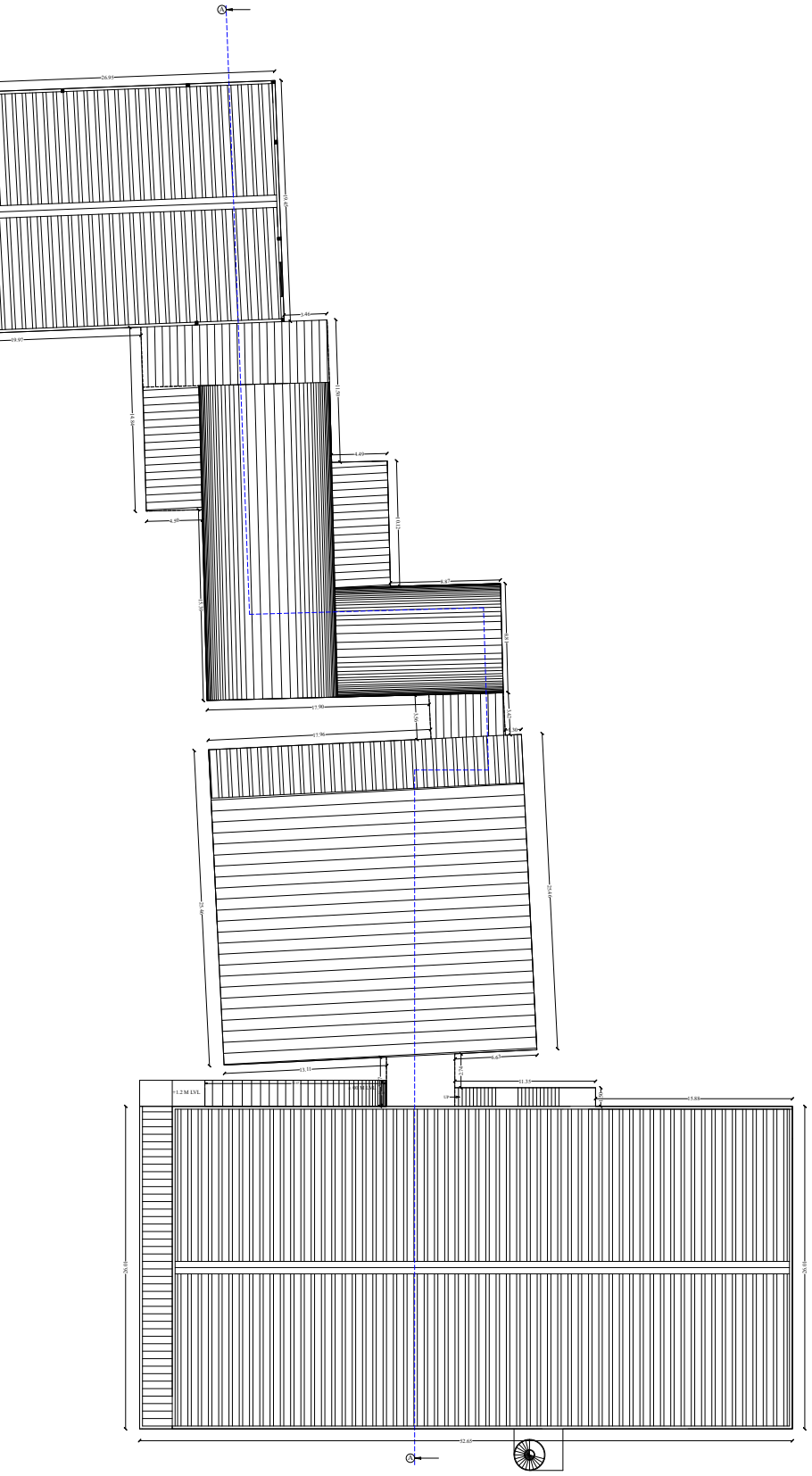

BLOCK-B
MAIN UNIT
TERRACE FLOOR PLAN

BLOCK-D
SCALE 1:100

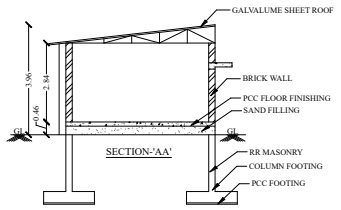
GALVALUME SHEET ROOF
BRICK WALL
PCC FLOOR FINISHING
SAND FILLING
3.96
2.84
0.46
GL
GL
RR MASONRY
COLUMN FOOTING
PCC FOOTING

SECTION-'AA'

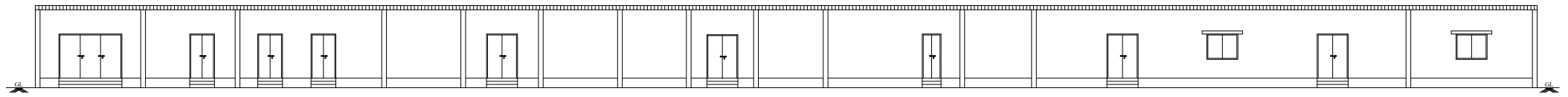

SOUTH SIDE ELEVATION

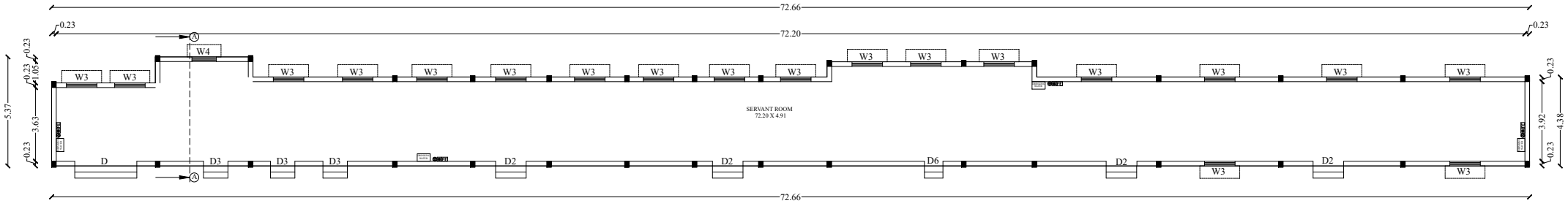
72.66
72.20
0.23
0.23
A
W4
W3
W3
W3
W3
W3
W3
W3
W3
W3
W3
W3
W3
W3
W3
W3
W3
W3
SERVANT ROOM
72.20 X 4.91
D
D3
D3
D3
D2
D2
D6
D2
D2
W3
W3
A
5.37
3.63
1.05
0.23
0.23
0.23
3.92
4.38
0.23
0.23
72.66

BLOCK-D
GROUND FLOOR PLAN

BLOCK-C
SCALE 1:100

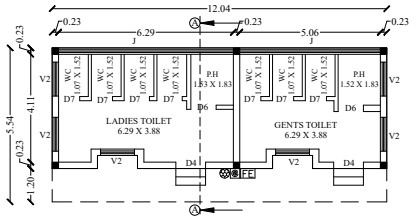
12.04
0.23
6.29
A
0.23
5.06
0.23
WC
1.07 X 1.52
P.H
1.53 X 1.83
P.H
1.52 X 1.83
D7
D6
LADIES TOILET
6.29 X 3.88
GENTS TOILET
6.29 X 3.88
V2
D4
FE
A
5.54
4.11
0.23
0.23
1.20

BLOCK-C
GROUND FLOOR PLAN

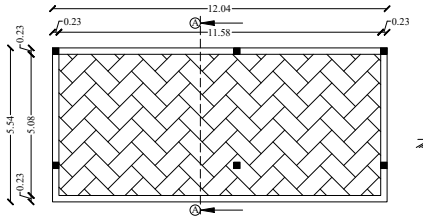
12.04
0.23
11.58
0.23
A
A
5.54
5.08
0.23
0.23

BLOCK-C
TERRACE FLOOR PLAN

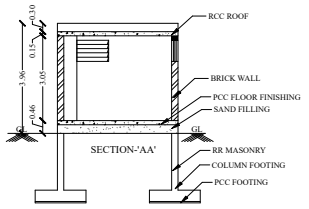
RCC ROOF
BRICK WALL
PCC FLOOR FINISHING
SAND FILLING
GL
RR MASONRY
COLUMN FOOTING
PCC FOOTING

SECTION-'AA'

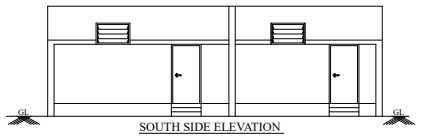

SOUTH SIDE ELEVATION

BLOCK-E
SCALE 1:100

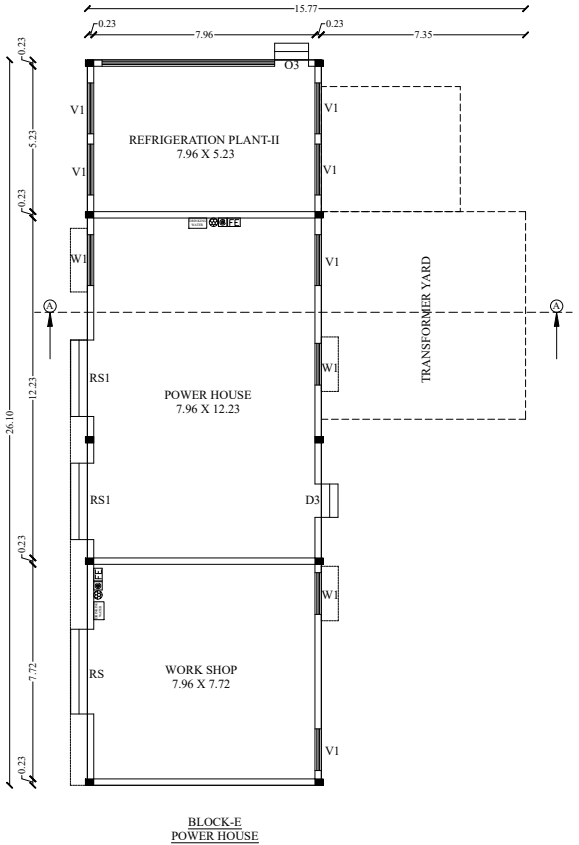
15.77
0.23
7.96
0.23
7.35
O3
REFRIGERATION PLANT-II
7.96 X 5.23
V1
V1
V1
V1
W1
V1
TRANSFORMER YARD
A
A
POWER HOUSE
7.96 X 12.23
RS1
W1
RS1
D3
W1
WORK SHOP
7.96 X 7.72
RS
V1
26.10
5.23
12.23
7.72
0.23
0.23
0.23
0.23

BLOCK-E
POWER HOUSE
GROUND FLOOR PLAN

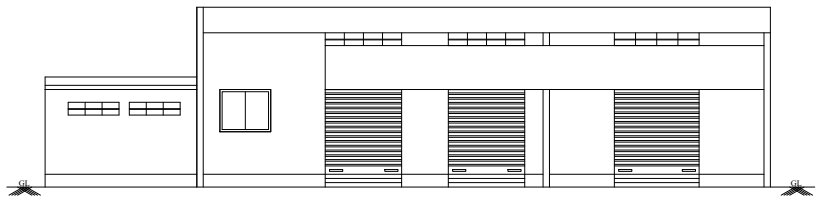

WEST SIDE ELEVATION

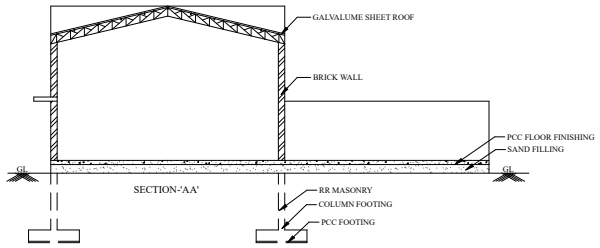
GALVALUME SHEET ROOF
BRICK WALL
PCC FLOOR FINISHING
SAND FILLING
GL
RR MASONRY
COLUMN FOOTING
PCC FOOTING

SECTION-'AA'

BLOCK-F
SCALE 1:100

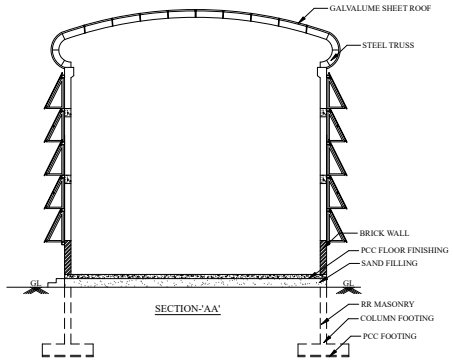
GALVALUME SHEET ROOF
STEEL TRUSS
BRICK WALL
PCC FLOOR FINISHING
SAND FILLING
GL
GL
RR MASONRY
COLUMN FOOTING
PCC FOOTING

SECTION-'AA'

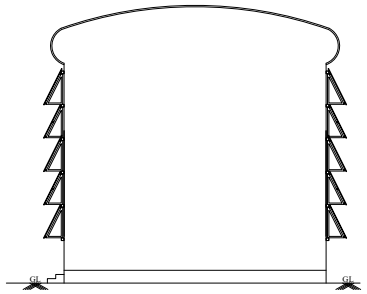

SOUTH SIDE ELEVATION

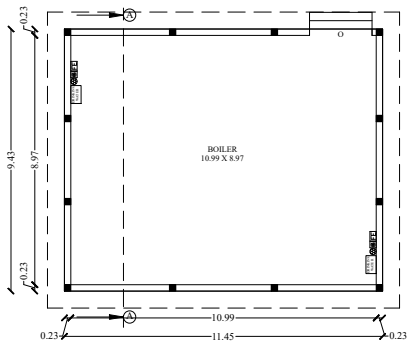
A
BOILER
10.99 X 8.97
9.43
8.97
0.23
0.23
A
10.99
11.45
0.23
0.23

BLOCK-F
GROUND FLOOR PLAN

BLOCK-G
SCALE 1:100

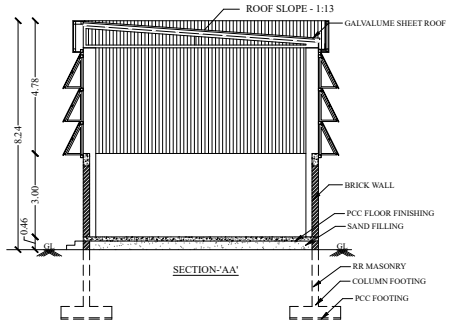
ROOF SLOPE - 1:13
GALVALUME SHEET ROOF
BRICK WALL
PCC FLOOR FINISHING
SAND FILLING
RR MASONRY
COLUMN FOOTING
PCC FOOTING
8.24
4.78
3.00
0.46
GL
GL

SECTION-'AA'

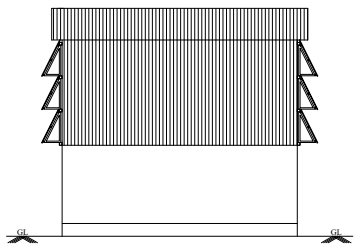

WEST SIDE ELEVATION

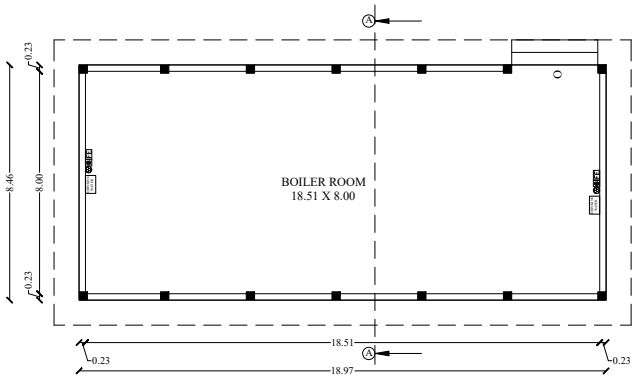
A
A
BOILER ROOM
18.51 X 8.00
O
8.46
8.00
0.23
0.23
18.51
18.97
0.23
0.23

BLOCK-G
GROUND FLOOR PLAN

BLOCK-H
SCALE 1:100

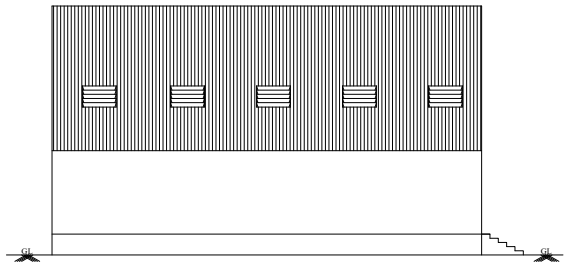

SOUTH SIDE ELEVATION

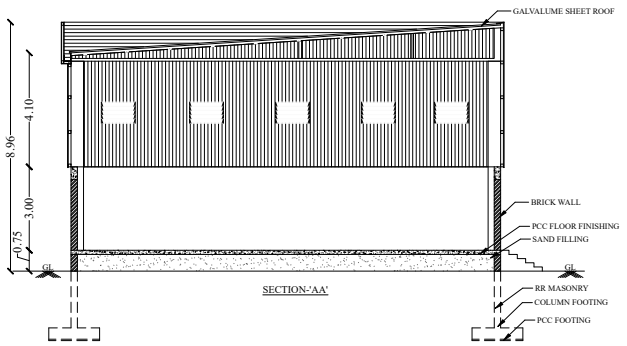
GALVALUME SHEET ROOF
BRICK WALL
PCC FLOOR FINISHING
SAND FILLING
RR MASONRY
COLUMN FOOTING
PCC FOOTING
8.96
4.10
3.00
0.75
GL

SECTION-'AA'

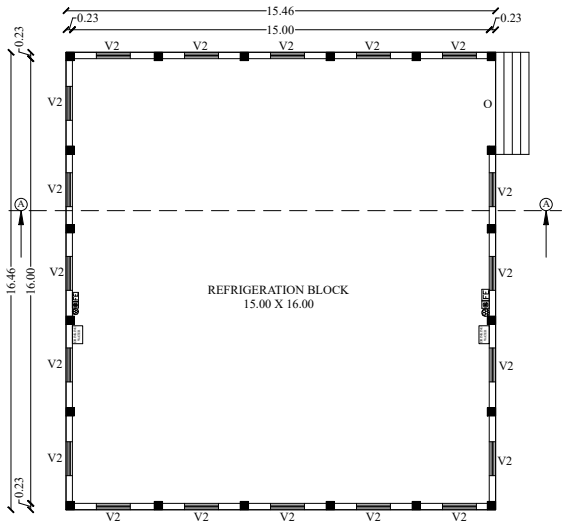
15.46
15.00
0.23
0.23
V2
V2
V2
V2
V2
V2
V2
V2
V2
V2
V2
V2
V2
V2
V2
V2
O
A
A
REFRIGERATION BLOCK
15.00 X 16.00
16.46
16.00
0.23
0.23

BLOCK-H
GROUND FLOOR PLAN

BLOCK-I
SCALE 1:100

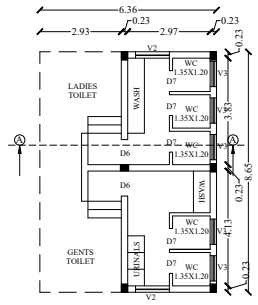
6.36
2.93
0.23
2.97
0.23
0.23
V2
LADIES TOILET
WASH
WC 1.35X1.20
WC 1.35X1.20
WC 1.35X1.20
D7
D7
D7
D6
D6
V3
V3
V3
A
A
3.83
8.65
0.23
WASH
WC 1.35X1.20
WC 1.35X1.20
D7
D7
V3
V3
4.13
GENTS TOILET
URINALS
0.23
V2

BLOCK-I
GROUND FLOOR PLAN

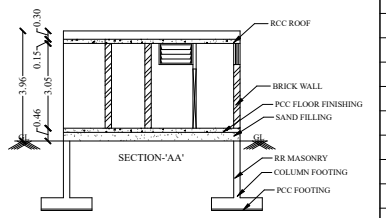
RCC ROOF
BRICK WALL
PCC FLOOR FINISHING
SAND FILLING
RR MASONRY
COLUMN FOOTING
PCC FOOTING
0.30
0.15
3.96
3.05
0.46
GL
GL
SECTION-'AA'

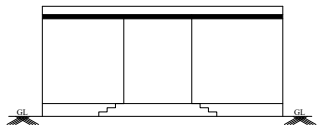

WEST SIDE ELEVATION

JOINERY DETAILS

SYMBOL	DESCRIPTION	IN METER
RS	ROLLING SHUTTER	3.05 X 3.05
RS1	ROLLING SHUTTER	2.75 X 3.05
O	OPEN	2.80 X 2.13
O1	OPEN-1	2.40 X 2.13
O2	OPEN-2	1.83 X 2.13
O3	OPEN-3	1.83 X 2.13
O4	OPEN-4	1.20 X 2.13
O5	OPEN-5	0.96 X 2.13
DD	DOUBLE DOOR	3.05 X 3.05
D	DOOR	3.05 X 2.13
D1	DOOR-1	1.80 X 2.13
D2	DOOR-2	1.53 X 2.13
D3	DOOR-3	1.20 X 2.13
D4	DOOR-4	1.07 X 2.13
D5	DOOR-5	0.96 X 2.13
D6	DOOR-6	0.91 X 2.13
D7	DOOR-7	0.76 X 2.13
W	WINDOW	2.75 X 1.22
W1	WINDOW-1	1.83 X 1.22
W2	WINDOW-2	1.70 X 1.22
W3	WINDOW-3	1.50 X 1.22
W4	WINDOW-4	1.20 X 1.22
W5	WINDOW-5	1.07 X 1.22
V	VENTILATOR	2.35 X 0.76
V1	VENTILATOR-1	1.83 X 0.61
V2	VENTILATOR-2	1.22 X 0.61
V3	VENTILATOR-3	0.91 X 0.61
V4	VENTILATOR-4	0.76 X 1.22

MACHINERY DETAILS

SL. NO	DESCRIPTION	CAPACITY
1	INCOMING CAN CONVEYOR	5HP
2	CAN LID OPENOR	2HP
3	RAW MILK PUMP	5HP
4	CAN SCRUBBER-1	1HP
5	CAN SCRUBBER-2	1HP
6	AIR DRIVER	0.93 HP
7	SOUR MILK SEPARATOR	0.5 HP
8	CREATE EASHER - CONVEYOR	3HP
9	PUMP MOTOR	1 HP
10	PACKING MACHINE-1 THRO'10 KVA STABILISER	2.6 HP
11	PACKING MACHINE-2 THRO'10 KVA STABILISER	2.6 HP
12	PACKING MACHINE-3 THRO'10 KVA STABILISER	2.3 HP
13	PACKING MACHINE-4 THRO'10 KVA STABILISER	2.6 HP
14	PACKING MACHINE-5 THRO'10 KVA STABILISER	2.3 HP
15	AIR COMPRESSOR 1	15 HP
16	AIR COMPRESSOR 2	15 HP
17	CHAIN CONVEYOR FOR FILLED CRATES	3 HP
18	HMST AGITATOR-1	1HP
19	HMST AGITATOR-2	1HP
20	HMST AGITATOR-3	2HP
21	UN WINDING	1.5 HP
22	CUT OPEN MILK STSTEM PUMP	3.50 HP
23	RMRD PLC CONTROL PUMP	1.5 HP
24	TRI PURPOSE CENTRIFUGE-1	7.5HP
25	HOMOGENISER-1 APV	40HP
26	MILK PUNP	3HP
27	MILK SILO(10KL) AGITATOR	2HP
28	MILK SILO(10KL) AGITATOR	2HP
29	MILK SILO(30KL) AGITATOR	3HP
30	MILK SILO(30KL) AGITATOR	3HP
31	MILK SILO(30KL) AGITATOR	3HP
32	MILK SILO(20KL) AGITATOR	1HP
33	DESPATCH PUMP	3.5HP
34	RE-CONSTITUTION PUMP	3.5HP
35	CREAM PUMP[POWDER PLANT]	2HP
36	CIP SUPPLY PUMP	5HP
37	CIP RETURN PUMP-1 (30 KL)	3.5HP
38	CIP RETURN PUMP-2 (10 KL)	3.5HP
39	CIP RETURN PUMP-3 (FIRST FLOOR)	3.5HP
40	TRI PURPOSE CENTRIFUGE-2	10.0HP
41	MILK TRANSFER PUMP II	7.5HP
42	HOT WATER PUMP PASTURIZER II	3.0HP
43	PROCESS WATER PUMP	2HP
44	GHEE SECTION	7 HP
45	MILK TRANSFER PUMP	1 HP
46	CIPCP	1 HP
47	HOMOGENISER-2	50HP
48	RIPPING PUMP	2HP
49	RAW MILK AGITATOR	2HP
50	RAW MILK PUMP	2HP
51	CHILL WATER PUMP	1HP
52	RIPPENING AGITATOR	3HP
53	HOT WATER PUMP	1HP
54	FEED PUMP	2HP
55	CHURNER	15HP
56	REFRIGRATION CONTAINER	10HP
57	ICE MAKING MACHINE	10.5 HP
58	VENTILATOR FAN	2HP
59	AMMONIA COMPRESSOR- 5	60HP
60	I B T AGITATOR - 1	7.5HP
61	I B T AGITATOR - 2	7.5HP
62	CHILLED WATER PUMP - 1	15HP
63	CHILLED WATER PUMP - 2	15HP
64	COLD STORAGE DIFFUSER-1 BOLWER-1	1HP
65	COLD STORAGE DIFFUSER-1 BOLWER-2	1HP
66	COLD STORAGE DIFFUSER-2 BOLWER-1	3HP
67	COLD STORAGE DIFFUSER-2 BOLWER-2	3HP
68	COLD STORAGE DIFFUSER-2 BOLWER-3	3HP
69	WELDING TRASFORMER	5.36HP
70	GLYCOL SYSTEM	15 HP
71	CONDENSER PLANT	12 HP
72	SOFTNER PUMP-1	5 HP
73	RAW WATER PUMP-2	5 HP
74	BOILER-1 (3+2+.5)	5.5 HP
75	HOT WATER BOILER	5 HP
76	BOREWELL PUMP-1	10 HP
77	WATER TANK UNLOADING PUMP	5 HP
78	WOOD CUTTING MACHINE	7.5 HP
79	RAW WATER PUMP-1	5 HP
80	AIR BLOWER-1	5 HP
81	AIR BLOWER-2	5 HP
82	AERATOR-1	5 HP
83	AERATOR-2	5 HP
84	AERATOR-3	7.5 HP
85	AERATOR-4	7.5 HP
86	CLARIFIER	0.5 HP
87	RAW EFFLUENT PUMP- 1	3 HP
88	RAW EFFLUENT PUMP- 2	3 HP
89	RETURN SLUDGE PUMP- 1	1 HP
90	RETURN SLUDGE PUMP- 2	1 HP
91	FEED PUMP MOTOR	5 HP
92	TRANSFER PIMPCL-I	2 HP
93	TRANSFER PIMPCL-II	2 HP
94	TRANSFER PIMPCL-III	2 HP
95	CIRCULATION PUMP- CL-III	2 HP
96	PRODUCT PUMP	2 HP
97	COOLING TOWER SUPPLY PUMP	5 HP
98	COOLING TOWER FAN MOTOR	5 HP
99	COOLING TOWER RETURN PUMP MOTOR	5 HP
100	VACUUM PUMP	10 HP
101	CONDENSATE PUMP MOTOR	3 HP
102	CONDENSATE FEED PUMP	2 HP
103	SPARE PUMP	2 HP
104	ROTARY VALVE CYCLONE MOTOR	1.5 HP
105	CONDENSATER WATER PUMP	2 HP
106	ID FAN MOTOR	40 HP
107	FD FAN (COLD)	3 HP
108	FD FAN (HOT)	3 HP
109	FD FAN (DRYER)	20 HP
110	ROTARY BLOWER MOTOR	3 HP
111	FEED PUMP SPARY DRYER MOTOR	10 HP
112	VIBRATORY MOTOR	1 HP
113	VIBRATORY MOTOR	1 HP
114	FEED WATER PUMP- 1	5.5 HP
115	FEED WATER PUMP- 2	5.5 HP
116	ID FAN	5 HP
117	FD FAN	10 HP
118	COMPRESSOR - 1	100 HP
119	COMPRESSOR - 2	100 HP
120	CONDENSER WATER PUMP 1	3 HP
121	CONDENSER WATER PUMP 2	3 HP
122	EVP CONDENSER FAN1	2 HP
123	EVP CONDENSER FAN2	2 HP
124	EVP CONDENSER FAN3	2 HP
125	CONTROL FOR RECHILLER	2 HP
126	POUCH CURD MACHINE	4.5 HP
127	POUCH CURD MACHINE	1 HP
128	CURD CUP PACKING MACHINE	3.5 HP
129	BOTTLE PACKING MACHINE	5 HP
130	COLD ROOM	7.5 HP
131	PANEER PACKING MACHINE	2 HP
132	PANEER PACKING MACHINE	2 HP
133	SILO AGITATOR 1	0.5 HP
134	SILO AGITATOR 2	0.5 HP
135	SILO AGITATOR 3	0.5 HP
136	SILO AGITATOR 4	0.5 HP
137	SILO AGITATOR 5	0.5 HP
138	SILO AGITATOR 6	0.5 HP
139	HOT WATER PUMP	5 HP
140	MILK PUMP	5 HP
141	SHRINK WRAPPING MACHINE	4 HP
142	TRANSFER PUMP	2 HP
143	TRANSFER PUMP	2 HP
144	TRANSFER PUMP	2 HP
145	SLEEVE MACHINE	5 HP
146	TRANSFER PUMP	2 HP
147	PASTURIZER CP	1 HP
148	COLD ROOM	7.5 HP
149	CAPACITOR	75 HP
150	PANEER PACKING MACHINE	15.1 HP
151	CHILLER	0.5 HP
152	SILO AGITATOR 7	1 HP
153	SILO AGITATOR 8	1 HP
154	TRANSFER PUMP	1 HP
155	TRANSFER PUMP	1 HP
156	HEATER ROOM	14.9 HP
157	BLAST COLD STORAGE	28.5 HP
158	KHOVA VAT	1HP
159	SERVER ROOM A/C	2.70 HP
160	SERVER ROOM A/C	2.70 HP
161	MD ROOM A/C UNIT	2.70 HP
162	UPS	2.0 HP
163	PR ROOM	2.70 HP
164	CONFERENCE HALL A?C UNIT 1&2	2.70 HP
165	GM A/C	2.70 HP
166	SM A/C	1.65 HP
167	AM A/C	2.70 HP
168	OFFICE A/C 1,2,3	8.0 HP
169	UPS	2.70 HP
170	OFFICE A/C 1,2,3	8.0 HP
171	UPS	2.70 HP
172	TRAINING HALL A/C1,2,3	8.0 HP
173	HOT WATER BATH	0.26 HP
174	INCUBATOR	0.26 HP
175	AUTO CLAVE	0.53 HP
176	HOT AIR OVEN	1.61 HP
177	LAMINAR FLOW	1.35 HP
178	HERBER MACHINE	0.4 HP
179	CENTRIFUGE	2.0 HP
180	FRIDGE FREEZER	0.94 HP
181	WATER BATH	2.70 HP
182	CYCLE MIXER	0.13 HP
183	MUFFLE FURNANCE	2.0 HP
184	HOT AIR OVEN	2.70 HP
185	INDUCION STOVE	2.70 HP
186	PROTIEN ANALYZER	0.13 HP
187	INSOLUBILITY INDEX MIXER	0.13 HP
188	DIGITAL PH METER	0.13 HP
189	MICRO OVEN	2.0 HP
190	SCROTCHED PARTICLE APPARATUS	0.13 HP
191	MOISTURE BALANCE	0.13 HP
192	BULK DENSITY APPARATUS	0.70 HP
193	REFRENCE DRYER	1.35 HP
194	A/C 1.0 T	1.35 HP
195	FAN	0.16 HP
196	COMPUTER	0.27 HP
197	LIGHTING LOAD PLANT	56 HP
	TOTAL HP	1184.70 HP

SITE AND DETAILED PLAN SHOWING THE EXISTING AND PROPOSED CONSTRUCTION OF GALVALUME SHEET ROOF AND RCC ROOF OF DAIRY & FARM PRODUCTS INDUSTRIAL (RED CATEGORY) BUILDING WITH 1184.70 HP IN S.F.No:159/1, 159/2, 159/3, 162/2 AND 162/4 AT PERAMANGALAM VILLAGE PANCHAYAT, MUSIRI TALUK, TIRUCHIRAPPALLI DISTRICT.

ALL DIMENSIONS ARE IN METER

ONLINE APPLICATION NO:SWP/BPA/475826/2025

NAME OF THE APPLICANT :
M/s.VIJAY DAIRY & FARM PRODUCTS PVT LTD ,
Rep By Its Managing Director Mr.J.Madhan Mohan S/o Mr.Jayaraman,

AREA DETAILS :

AS PER PATTA	-	32050.00 Sq.m
AS PER DOCUMENT	-	7.91 Acre (OR) 32010.63 Sq.m
AS PER SUPER IMPOSED	-	31804.64 Sq.m

DESCRIPTION	EXISTING BUILDING IN Sq.M			PROPOSED BUILDING IN Sq.M				TOTAL AREA IN Sq.M			
	FSI	NON FSI	TOTAL	FSI	NON FSI	DEDUCTION	TOTAL	FSI	NON FSI	DEDUCTION	TOTAL
BLOCK- A (WATCHMAN BOOTH)											
GROUND FLOOR	7.56	-	7.56	-	-	-	-	7.56	-	-	7.56
BLOCK- B (MAIN UNIT)											
GROUND FLOOR	2856.35	-	2856.35	1470.69	-	-	1470.69	4327.04	-	-	4327.04
MEZZANINE FLOOR	-	-	-	343.89	-	1042.46	343.89	343.89	-	1042.46	343.89
FIRST FLOOR	395.17	-	395.17	-	-	-	-	395.17	-	-	395.17
HEAD ROOM	-	21.20	21.20	-	-		-	-	21.20	-	21.20
BLOCK- C (TOILET BLOCK)											
GROUND FLOOR	66.70	-	66.70	-	-	-	-	66.70	-	-	66.70
BLOCK- D (SERVANT BLOCK)											
GROUND FLOOR	329.26	-	329.26	-	-	-	-	329.26	-	-	329.26
BLOCK- E (POWER HOUSE)											
GROUND FLOOR	219.76	-	219.76	-	-	-	-	219.76	-	-	219.76
BLOCK- F (BOILER ROOM - I)											
GROUND FLOOR	107.97	-	107.97	-	-	-	-	107.97	-	-	107.97
BLOCK- G (BOILER ROOM - II)											
GROUND FLOOR	-	-	-	160.51	-	-	160.51	160.51	-	-	160.51
BLOCK- H (REFRIGERATION BLOCK)											
GROUND FLOOR	-	-	-	254.47	-	-	254.47	254.47	-	-	254.47
BLOCK- I (TOILET BLOCK)											
GROUND FLOOR	-	-	-	55.01	-	-	55.01	55.01	-	-	55.01
TOTAL	3982.77	21.20	4003.97	2284.57	-	1042.46	2284.57	6267.34	21.20	1042.46	6288.54

HEIGHT OF THE BUILDING:18.00M

$$\text{FLOOR SPACE INDEX} = \frac{\text{FSI AREA}}{\text{SITE AREA}} = \frac{6267.34}{31804.64} = 0.197 < 2.00$$

OSR REQUIRED	OSR PROVIDED
3201.06 Sqm (10.00%)	3667.71 Sqm (11.44%)

PARKING AREA DESCRIPTION	AREA	REQUIRED	PROVIDED
1 CAR SPACE FOR EVERY 150 SQ.M OF OFFICE AREA	702.87/150	5	8(P.H Included)
1 TWO WHEELER SPACE FOR EVERY 75 SQ.M OF WORKSHOP AREA	5564.47/75	75	176
1 CYCLE SPACE FOR EVERY 75 SQ.M OF WORKSHOP AREA	5564.47/75	75	204
1 LORRY SPACE FOR EVERY 750 SQ.M OF WORKSHOP AREA	5564.47/750	8	14

Er.T.THILAK RANJITH,
B.E(Civil), M.E(Str),MIE,AIV,FICC,C.Engg, P.E(ECI)
Registered Construction Engineer
CLPA/CE/007/2024
Thilakranjith19@gmail.com, 9486112301

REGISTERED
CONSTRUCTION ENGINEER

Er. K.PRAKASH, M.E., (Geo-Technical Engg)., MIGS.
Registered Geo-Technical Engineer (GTE).
Regn. No: Coimbatore LPA/GTE/004/2024
prakash.civil157@gmail.com
Contact: 9894713236, 86376 27705

REGISTERED
GEOTECHNICAL ENGINEER

Er.T.THILAK RANJITH,
B.E(Civil), M.E(Str),MIE,AIV,FICC,C.Engg, P.E(ECI)
Registered Structural Engineer /Grade -I
CLPA/SE/GR-I/024/2024
Thilakranjith19@gmail.com, 9486112301

REGISTERED
STRUCTURAL ENGINEER

Er.T.THILAK RANJITH,
B.E(Civil), M.E(Str),MIE,AIV,FICC,C.Engg, P.E(ECI)
Registered Engineer /Grade -I
CMDA-RE/GRI/2022/08/392
Thilakranjith19@gmail.com, 9486112301

REGISTERED ENGINEER

For Vijay Dairy & Farm Products (P) Ltd.
Managing Director.

APPLICANT

THE LANDLENS SUITE

Eight ways to know a piece of land before you pay for it.

This report covers one part of the picture. These cover the rest, drawn from the same government records, for any property in Tamil Nadu.

LandLens One
Ask anything about a property and get an answer grounded in live government records, with the sources shown.
/landlens/one

Verify My Land
Every record check run on one property and returned as a single report.
/landlens/verify-my-land

Legal Opinion
An advocate's written opinion on the title, built on the records we pull for it.
/landlens

One Map
Every layer on one map: the parcel, its boundary, zoning, water bodies and what sits around it.
/landlens/one/map

PriceMap
What land actually changed hands for around this plot, taken from the registered deeds.
/landlens/pricemap

Build Scope
What you are allowed to build here: floor space, height, coverage and setbacks.
/landlens/build-scope

Property Tracker
Watch a property and hear about it when something new is registered against it.
/landlens/property-tracker

Deal Room
Run the transaction in one place: documents, stamping, signatures and the parties.
/landlens/deal-room

FREE TOOLS · NO ACCOUNT NEEDED

Twenty-four checks you can run yourself, at no cost.

Records and verification

The registers themselves, read for you.

- Encumbrance Certificate
- Patta and Chitta
- Field Measurement Sketch
- EC Analyzer
- Bank charge check
- Court case search
- Seller background check
- Approval check by survey

Value and duty

What it is worth and what it costs to register.

- Guideline value by street
- Guideline value by survey
- Stamp duty and registration fees
- Capital gains
- Floor space index
- Area unit converter

Zoning and land use

What the plan says can happen on this land.

- Land use zone finder
- CMDA land use check
- Coastal regulation zone
- Master plan check
- Water bodies finder
- Airport height clearance

Registers and directories

Who holds it, and which office keeps the record.

- Find your registering office
- Temple property check
- Waqf property check
- RERA register

Every free tool
/tools

Services we run for you
/services

The LandLens suite
/landlens/one

Verified RealEstate™

Every claim in this document traces back to a government record.

- Legal opinions, due diligence and title verification
- Building plan, layout and sub-division approvals
- Completion and occupancy certificates, regularisation
- Escrow, negotiation and NRI property management
- Land survey, soil testing, architecture and construction

Verified RealEstate
3/350/2 Mettukuppam,
OMR Thoraipakkam,
Chennai 600 097, India
hello@verified.realestate
+91 9996 12 9996

Prepared from the registers named on the page each finding sits on. Where a register could not be read, this document says so in its place rather than leaving the gap to be read as a clean result.