PP APPROVAL RECORD

Planning Permission

Tiruchirappalli district, Tamil Nadu

APPROVAL TYPE
Building Plan

ISSUING AUTHORITY
DTCP

The approval as the planning authority issued it, reproduced in full behind this page.

An approval speaks to what was sanctioned, not to what was built. Completion is a separate record.

Plan Showing The Proposed Construction of High Rise Residential Building Consisting of 4 Blocks with Combined extended Basement Floor, Block 1-Stilt Floor to 13 Floors , Block 2 & Block 4 Combined stilt floor,
Block 2- 1st Floor to 13 Floors,
Block 3-Stilt Floor to 13 Floors and
Block 4-1st Floor to 17 Floors, Total Dwelling units = 395 Nos, Amenities and Swimming pool) At T.S.No.2/5 & 2/6, Block -23,Ward-AM ,Pirattiyur Village,Tiruchirapalli West Taluk -Tiruchirapalli District / LPA / Corporation.

TO TRICHY

TRICHY - DINDIGUL MAIN ROAD (NH-45)

40.00 [131'-4"]

40.61 [133'-3"]

TO DINDIGUL

BLOCK - 2
COMBINED BASEMENT FLOOR + STILT FLOOR + 13 FLOORS
HEIGHT OF THE BUILDING FROM FGL: 48.95M
(INCLUDING LIGHTNING ARRESTER)

BLOCK - 4
COMBINED BASEMENT FLOOR + STILT FLOOR + 17 FLOORS
HEIGHT OF THE BUILDING FROM FGL : 60.95M
(INCLUDING LIGHTNING ARRESTER)

BLOCK - 1
COMBINED BASEMENT FLOOR + STILT FLOOR + 13 FLOORS
HEIGHT OF THE BUILDING FROM FGL : 48.95M
(INCLUDING LIGHTNING ARRESTER)

BLOCK - 3
COMBINED BASEMENT FLOOR + STILT FLOOR + 13 FLOORS
HEIGHT OF THE BUILDING FROM FGL : 48.95M
(INCLUDING LIGHTNING ARRESTER)

115.50 as per FMB
129.08 as per site
12.70 as per FMB
71.20 as per FMB
71.87 as per site
72.20 as per FMB
72.17 as per site
9.80 as per FMB
38.73 as per FMB
79.55 as per site
4.26
31.00 as per FMB
24.36
23.76
SUB-STATION
401.77 Sq.m.
O.S.R.2
898.98 Sq.m.
To be handed over to local body
37.93 as per site
37.90 as per FMB
MILL COLONY ROAD
KOTHAMANGALAM ROAD
64.55 as per site
64.60 as per FMB
FUTURE EXPANSION
FUTURE EXPANSION
86.50 as per FMB
83.61 as per site
25.03 as per FMB
25.25 as per site
18.43
65.19
42.80 as per FMB
42.78 as per site
7.20 as per FMB
7.20 as per site
33.94
ROAD TO BE HANDED OVER
257.76 Sq.m.
To be handed over to local body
O.S.R.1
2486.88 Sq.m.
To be handed over to local body
37.11
37.71
75.28
11.16
113.92 as per site
113.00 as per FMB
54.00
64.24 as per site
66.00 as per FMB
75.39 as per site
76.60 as per FMB
98.50 as per site
58.10 as per FMB
39.00 as per FMB
ARAVAKUDI ROAD
TO ARAVAKUDI
N
W
E
S

SITE CUM STILT FLOOR PLAN

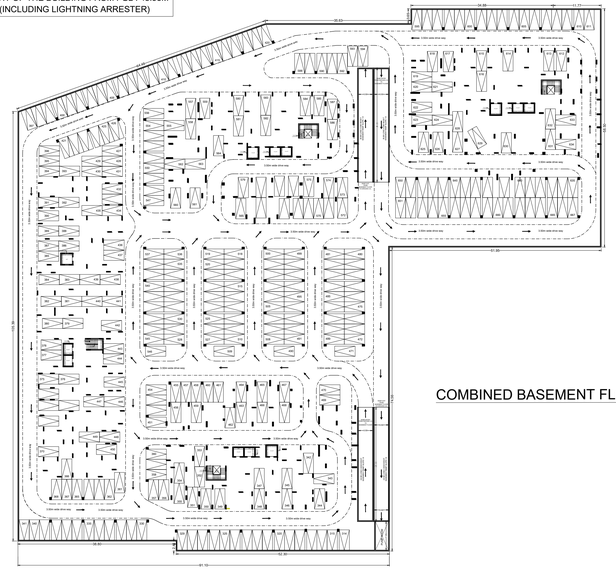

COMBINED BASEMENT FLOOR PLAN

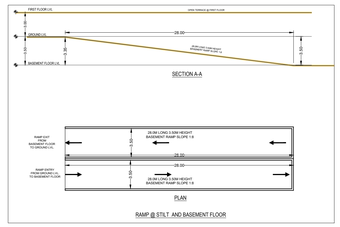

N
W
E
S

OUTLINE SPECIFICATIONS :

1. P.C.C 1:4:8 FOR FOUNDATION AND P.C.C 1:5:10 FOR BASEMENT
2. BRICK WORK FOR SUPER STRUCTURE IN CM 1:5
3. PLASTERING IN CM 1:3 FOR CEILING AND CM 1:5 FOR WALL PLASTERING
4. R.C.C 1:2:4 FOR COLUMN, BEAM, SLAB,LINTEL AND SUB STRUCTURE
5. TEAK WOOD FRAME FOR DOORS AND WINDOWS WITH GLASS PANELS
6. BRICK JELLY LIME CONCRETE FOR WEATHERING COURSE WITH ONE COURSE OF PRESS TILES OR MANGALORE TILES OVER
7. THE WEATHERING COURSE
8. MOSAIC OR GRANITE FLOORING

DRAWING TITLE :

FLOOR PLANS

ALL DIMENSION ARE IN METRIC

SCALE 1 : 1000

COLOR INDEX

- SITE BOUNDARY
- PROPOSED BLDG.
- DRIVEWAY
- EXISTING ROAD

SIGNATURE OF OWNER / GPA.

For SOUTH INDIA BUILDERS PVT. LTD.

Authorised Signatory

SIGNATURE OF STRUCTURAL ENGINEER.

Dr. J. SURESH, M.E., MIE., Ph.D.
Structural Engineer
Plot No. 555, VOP Layout, Mullai Street,
Urapakkam, Chennai - 603 210.
Ref. No. 9444019554 / 9444019554
Reg. No. KA2100150228
Reg. No. KA2007/07/0011/2017/07001

SIGNATURE OF ARCHITECT.

VARSHA PARSAI (D. ARCH)
ARCHITECT & LANDSCAPE DESIGNER
REGD NO: CA/95/18499
COUNCIL OF ARCHITECTURE
A.R. COMPLEX, FIRST FLOOR,
100, SYL. KUNDU, COIMBATORE 641 001.

SHEET NO : 02 / 22

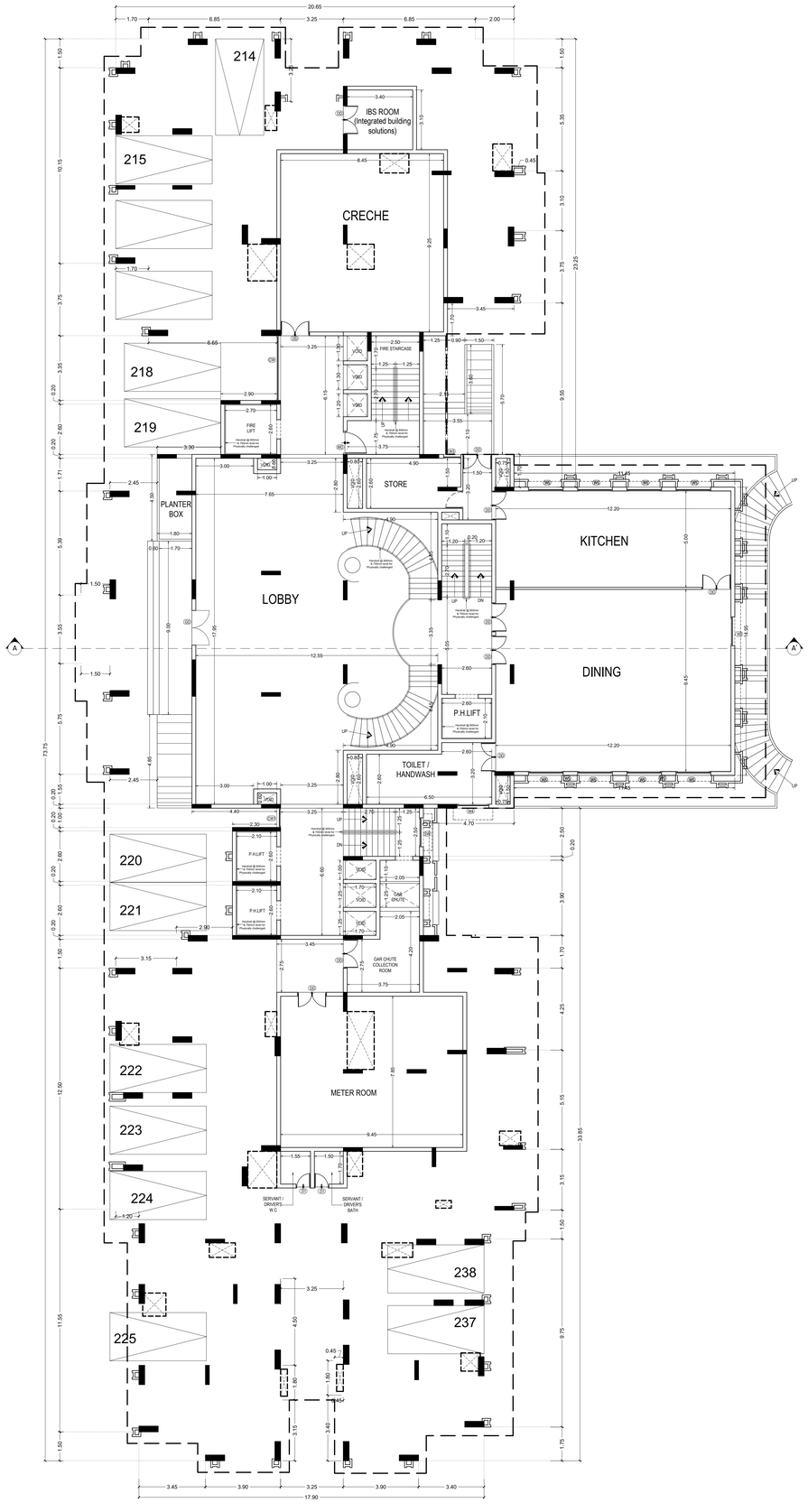

STILT FLOOR PLAN

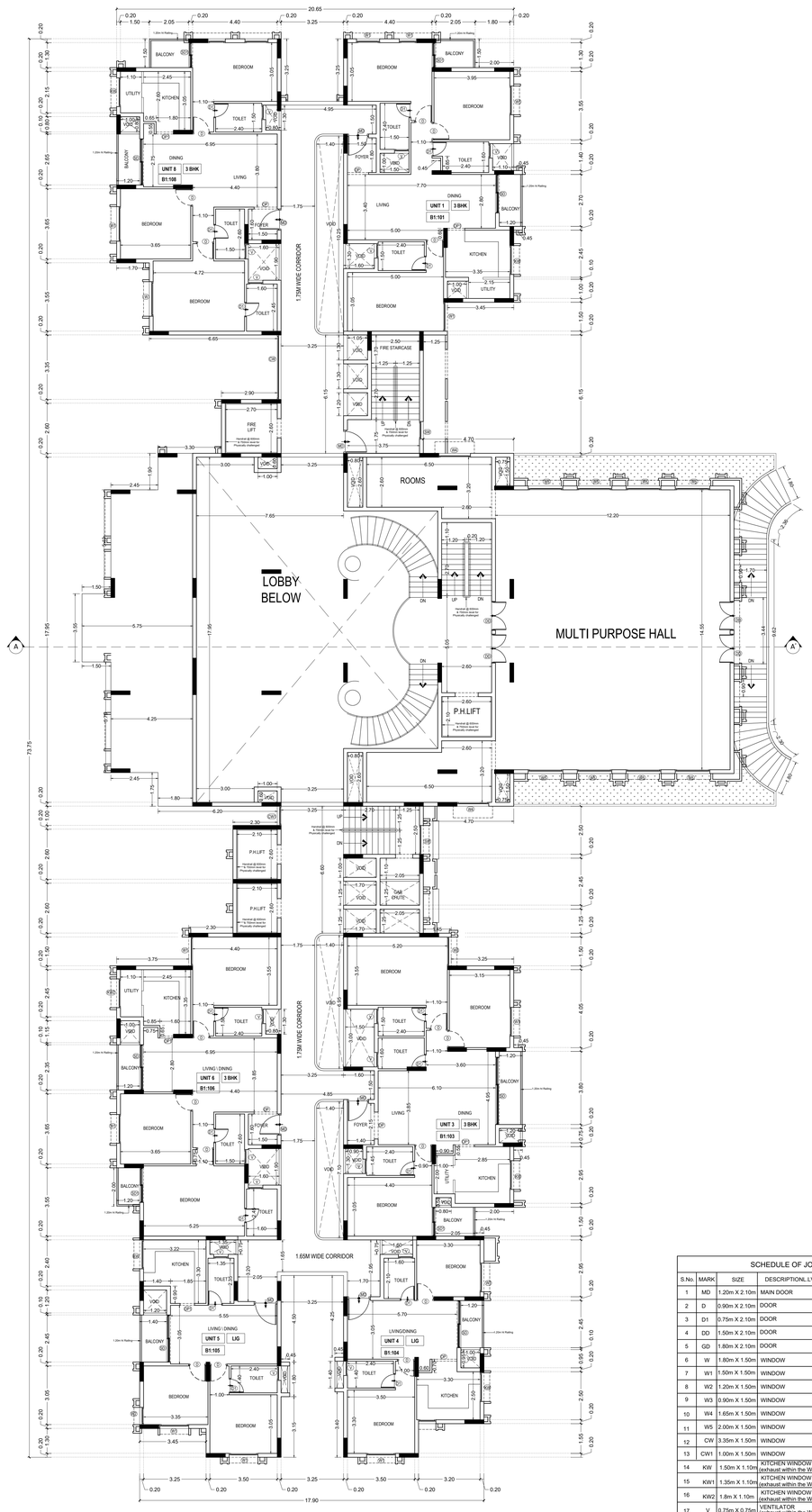

FIRST FLOOR PLAN

BLOCK : 1

Plan Showing The Proposed Construction of High Rise Residential Building Consisting of 4 Blocks with Combined extended Basement Floor, Block 1-Stilt Floor to 13 Floors , Block 2 & Block 4 Combined stilt floor, Block 2- 1st Floor to 13 Floors, Block 3-Stilt Floor to 13 Floors and Block 4-1st Floor to 17 Floors, Total Dwelling units = 395 Nos, Amenities and Swimming pool) At T.S.No.2/5 & 2/6, Block -23,Ward-AM ,Pirattiyur Village,Tiruchirapalli West Taluk -Tiruchirapalli District / LPA / Corporation.

N
W E
S

OUTLINE SPECIFICATIONS :

1. P.C.C 1:4:8 FOR FOUNDATION AND P.C.C.1:5:10 FOR BASEMENT
2. BRICK WORK FOR SUPER STRUCTURE IN CM 1:5
3. PLASTERING IN CM 1:3 FOR CEILING AND CM 1:5 FOR WALL PLASTERING
4. R.C.C 1:2:4 FOR COLUMN, BEAM, SLAB,LINTEL AND SUB STRUCTURE
5. TEAK WOOD FRAME FOR DOORS AND WINDOWS WITH GLASS PANELS
6. BRICK ,JELLY LIME CONCRETE FOR WEATHERING COURSE WITH ONE COURSE OF PRESS TILES OR MANGALORE TILES OVER
7. THE WEATHERING COURSE
8. MOSAIC OR GRANITE FLOORING

DRAWING TITLE :

FLOOR PLANS

ALL DIMENSION ARE IN METRIC | SCALE 1 : 100

COLOR INDEX

- SITE BOUNDARY
- PROPOSED BLDG.
- DRIVEWAY
- EXISTING ROAD

SCHEDULE OF JOINERY

S.No	MARK	SIZE	DESCRIPTION	L.VL	L.LVL
1	MD	1.20m X 2.10m	MAIN DOOR	0.0m	2.10m
2	D	0.90m X 2.10m	DOOR	0.0m	2.10m
3	D1	0.75m X 2.10m	DOOR	0.0m	2.10m
4	DD	1.50m X 2.10m	DOOR	0.0m	2.10m
5	GD	1.80m X 2.10m	DOOR	0.0m	2.10m
6	W	1.80m X 1.50m	WINDOW	0.9m	2.10m
7	W1	1.50m X 1.50m	WINDOW	0.9m	2.10m
8	W2	1.20m X 1.50m	WINDOW	0.9m	2.10m
9	W3	0.90m X 1.50m	WINDOW	0.9m	2.10m
10	W4	1.65m X 1.50m	WINDOW	0.9m	2.10m
11	W5	2.00m X 1.50m	WINDOW	0.9m	2.10m
12	CW	3.35m X 1.50m	WINDOW	0.9m	2.10m
13	CW1	1.00m X 1.50m	WINDOW	0.9m	2.10m
14	KW	1.50m X 1.10m	KITCHEN WINDOW (exhaust within the Window)	1.0m	2.10m
15	KW1	1.35m X 1.10m	KITCHEN WINDOW (exhaust within the Window)	1.0m	2.10m
16	KW2	1.8m X 1.10m	KITCHEN WINDOW (exhaust within the Window)	1.0m	2.10m
17	V	0.75m X 0.75m	VENTILATOR (exhaust within the Window)	1.35m	2.10m
18	TD	0.90m X 2.10m	TERRACE DOOR	0.15m	2.25m
19	SW	1.50m X 1.65m	STAIRCASE WINDOW	0.60m	2.25m

SIGNATURE OF OWNER / GPA.

For SOUTH INDIA SHUTTERS PVT. LTD.,

Authorised Signatory

SIGNATURE OF STRUCTURAL ENGINEER.

Dr. J. SURESH, M.E., M.S., Ph.D.
STRUCTURAL ENGINEER
Plot No. 555, VGP Layout, Pallikaranai, Chennai - 600 100.
Reg. No. TN/11/2874/2010/CA
Reg. No. KA/13/2010/29
Reg. No. KA/2021/10/SW/1/2021/001005

SIGNATURE OF ARCHITECT.

VARSHA VIJAYAN (D. ARCH)
ARCHITECT & SUPERVISOR DESIGNER
NSDD No. CA/2019/41815
COUNCIL OF ARCHITECTURE
A.K. COMPLEX, I FIRST FLOOR,
ARNI, P.H. ROAD, CHENNAI 600 084

SHEET NO : 03 / 22

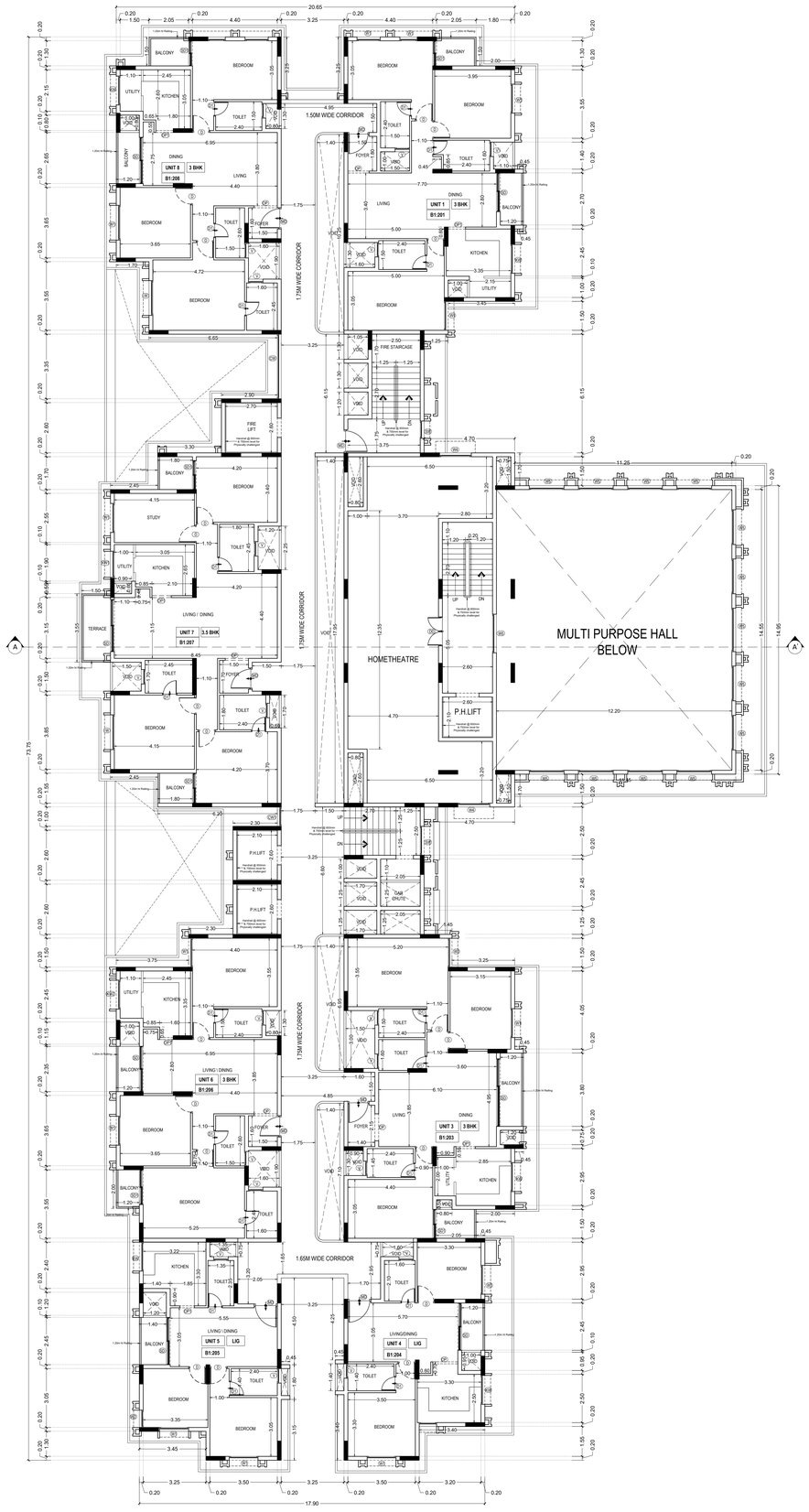

SECOND FLOOR PLAN

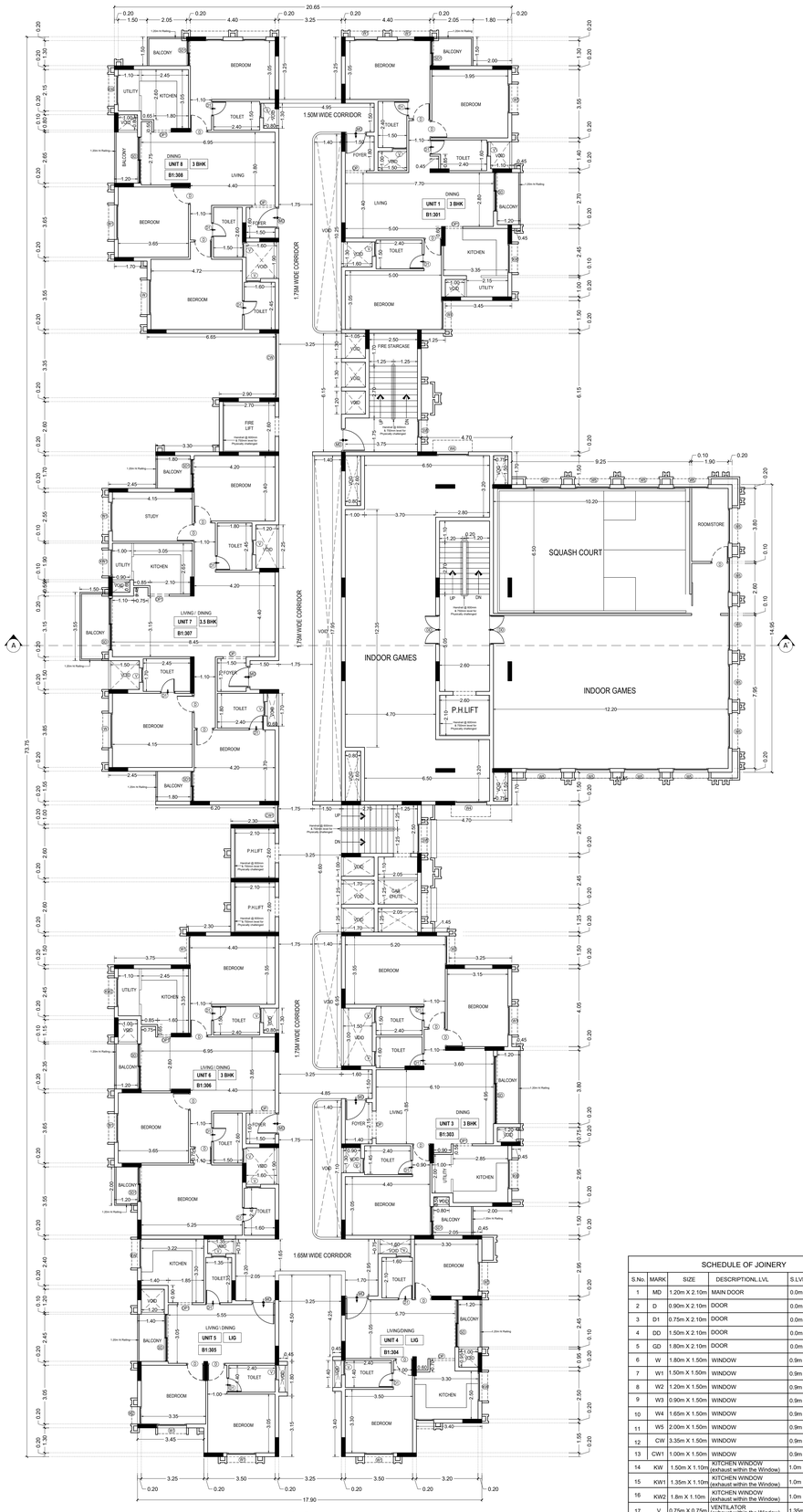

THIRD FLOOR PLAN

SCHEDULE OF JOINERY					
S.No.	MARK	SIZE	DESCRIPTION	L.VL	S.LVL
1	MD	1.20m X 2.10m	MAIN DOOR	0.0m	2.10m
2	D	0.90m X 2.10m	DOOR	0.0m	2.10m
3	D1	0.75m X 2.10m	DOOR	0.0m	2.10m
4	DD	1.50m X 2.10m	DOOR	0.0m	2.10m
5	GD	1.80m X 2.10m	DOOR	0.0m	2.10m
6	W	1.80m X 1.50m	WINDOW	0.9m	2.10m
7	W1	1.50m X 1.50m	WINDOW	0.9m	2.10m
8	W2	1.20m X 1.50m	WINDOW	0.9m	2.10m
9	W3	0.90m X 1.50m	WINDOW	0.9m	2.10m
10	W4	1.65m X 1.50m	WINDOW	0.9m	2.10m
11	W5	2.00m X 1.50m	WINDOW	0.9m	2.10m
12	CW	3.35m X 1.50m	WINDOW	0.9m	2.10m
13	CW1	1.00m X 1.50m	WINDOW	0.9m	2.10m
14	KW	1.50m X 1.10m	KITCHEN WINDOW (exhaust within the Window)	1.0m	2.10m
15	KW1	1.35m X 1.10m	KITCHEN WINDOW (exhaust within the Window)	1.0m	2.10m
16	KW2	1.8m X 1.10m	KITCHEN WINDOW (exhaust within the Window)	1.0m	2.10m
17	V	0.75m X 0.75m	VENTILATOR (exhaust within the Window)	1.35m	2.10m
18	TD	0.90m X 2.10m	TERRACE DOOR	0.15m	2.25m
19	SW	1.50m X 1.65m	STAIRCASE WINDOW	0.60m	2.25m

BLOCK : 1

Plan Showing The Proposed Construction of High Rise Residential Building Consisting of 4 Blocks with Combined extended Basement Floor, Block 1-Stilt Floor to 13 Floors , Block 2 & Block 4 Combined stilt floor, Block 2- 1st Floor to 13 Floors, Block 3-Stilt Floor to 13 Floors and Block 4-1st Floor to 17 Floors, Total Dwelling units = 395 Nos, Amenities and Swimming pool) At T.S.No.2/5 & 2/6, Block -23,Ward-AM ,Pirattiyur Village,Tiruchirapalli West Taluk -Tiruchirapalli District / LPA / Corporation.

N W E S

OUTLINE SPECIFICATIONS :

1. P.C.C 1:4:8 FOR FOUNDATION AND P.C.C.1:5:10 FOR BASEMENT
2. BRICK WORK FOR SUPER STRUCTURE IN CM 1:5
3. PLASTERING IN CM 1:3 FOR CEILING AND CM 1:5 FOR WALL PLASTERING
4. R.C.C 1:2:4 FOR COLUMN, BEAM, SLAB,LINTEL AND SUB STRUCTURE
5. TEAK WOOD FRAME FOR DOORS AND WINDOWS WITH GLASS PANELS
6. BRICK JELLY LIME CONCRETE FOR WEATHERING COURSE WITH ONE COURSE OF PRESS TILES OR MANGALORE TILES OVER
7. THE WEATHERING COURSE
8. MOSAIC OR GRANITE FLOORING

DRAWING TITLE :

FLOOR PLANS

ALL DIMENSION ARE IN METRIC | SCALE 1 : 100

COLOR INDEX

- SITE BOUNDARY
- PROPOSED BLDG.
- DRIVEWAY
- EXISTING ROAD

SIGNATURE OF OWNER / GPA.

For SOUTH INDIA ESTATES PVT. LTD.,

Authorised Signatory

SIGNATURE OF STRUCTURAL ENGINEER.

Dr. J. SURESH, M.E., MIE., Ph.D.
Structural Engineer
Plot No. 355, VGP Kaveri, Pallavaram,
Chennai - 600 117.
Reg. No. 562/2024/2/2024
Reg. No. MEP/10/2023/11
Reg. No. GDL/2021/01-01/1209/11/001

SIGNATURE OF ARCHITECT.

VARSHA [illegible] (B. ARCH)
ARCHITECT & SUSTAINABLE DESIGNER
REGD NO. CA/2013/61810
COUNCIL OF ARCHITECTURE
A.R. COMPLEX, FIRST FLOOR,
109, EVK. KAMA, CHENNAI 600 086.

SHEET NO : 04 / 22

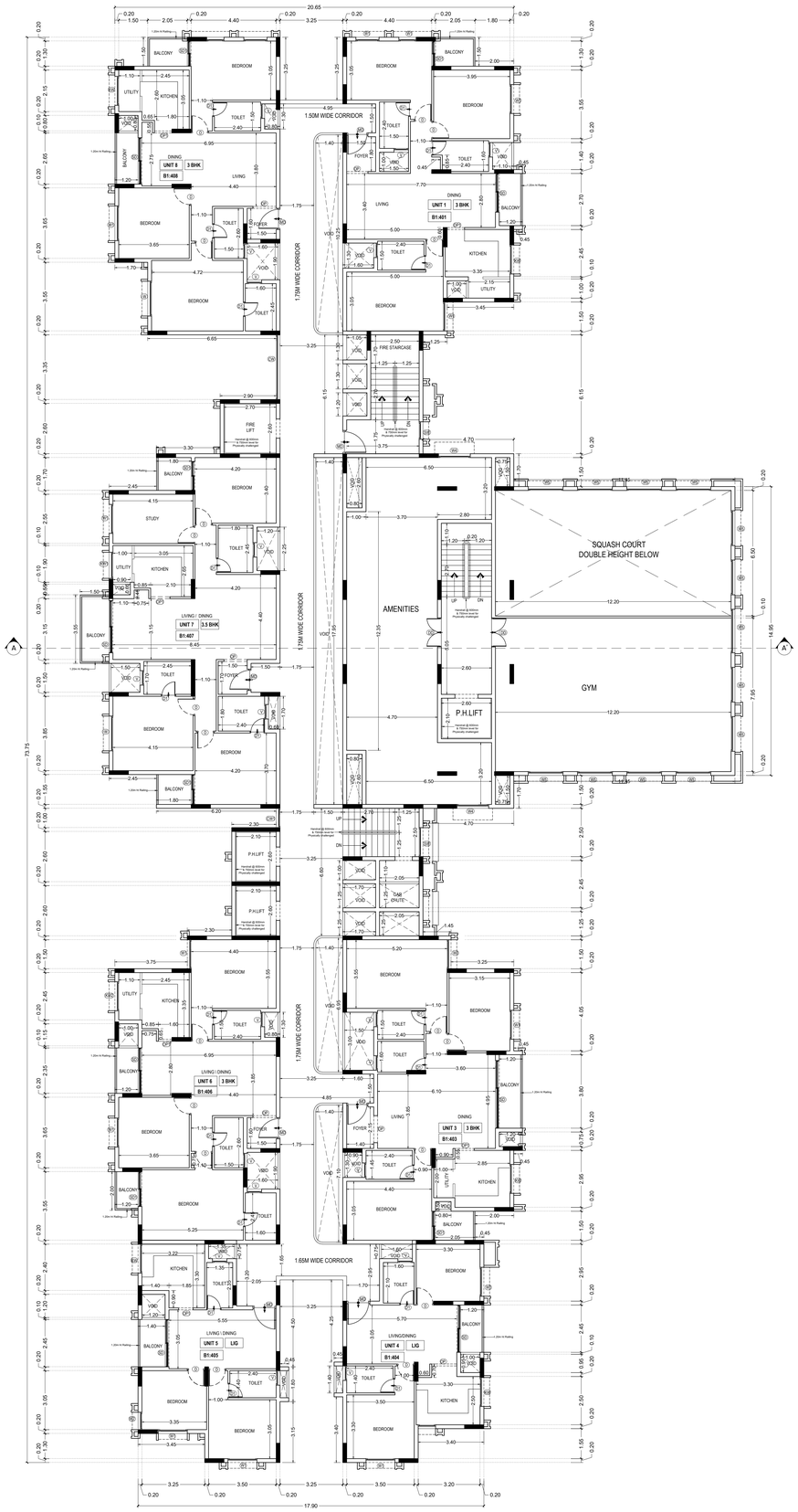

FOURTH FLOOR PLAN

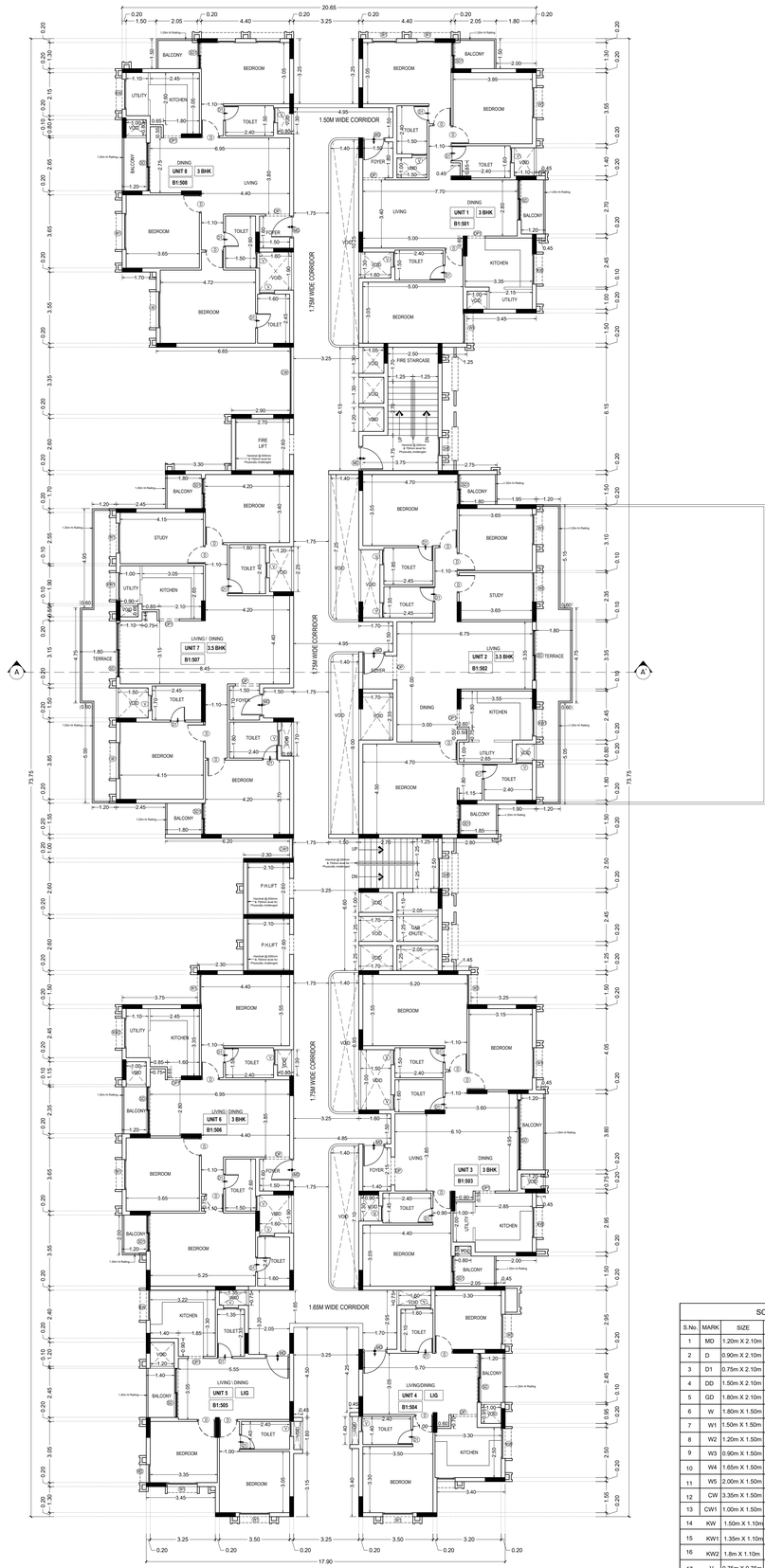

FIFTH FLOOR PLAN

BLOCK : 1

Plan Showing The Proposed Construction of High Rise Residential Building Consisting of 4 Blocks with Combined extended Basement Floor, Block 1-Stilt Floor to 13 Floors , Block 2 & Block 4 Combined stilt floor, Block 2- 1st Floor to 13 Floors, Block 3-Stilt Floor to 13 Floors and Block 4-1st Floor to 17 Floors, Total Dwelling units = 395 Nos, Amenities and Swimming pool) At T.S.No.2/5 & 2/6, Block -23,Ward-AM ,Pirattiyur Village,Tiruchirapalli West Taluk -Tiruchirapalli District / LPA / Corporation.

N
W E
S

OUTLINE SPECIFICATIONS :

1. P.C.C 1:4:8 FOR FOUNDATION AND P.C.C 1:5:10 FOR BASEMENT
2. BRICK WORK FOR SUPER STRUCTURE IN CM 1:5
3. PLASTERING IN CM 1:3 FOR CEILING AND CM 1:5 FOR WALL PLASTERING
4. R.C.C 1:2:4 FOR COLUMN, BEAM, SLAB,LINTEL AND SUB STRUCTURE
5. TEAK WOOD FRAME FOR DOORS AND WINDOWS WITH GLASS PANELS
6. BRICK JELLY LIME CONCRETE FOR WEATHERING COURSE WITH ONE COURSE OF PRESS TILES OR MANGALORE TILES OVER
7. THE WEATHERING COURSE
8. MOSAIC OR GRANITE FLOORING

DRAWING TITLE :

FLOOR PLANS

ALL DIMENSION ARE IN METRIC | SCALE 1 : 100

COLOR INDEX

- SITE BOUNDARY
- PROPOSED BLDG.
- DRIVEWAY
- EXISTING ROAD

SCHEDULE OF JOINERY

S.No.	MARK	SIZE	DESCRIPTION/L.VL	S.LVL	L.LVL
1	MD	1.20m X 2.10m	MAIN DOOR	0.0m	2.10m
2	D	0.90m X 2.10m	DOOR	0.0m	2.10m
3	D1	0.75m X 2.10m	DOOR	0.0m	2.10m
4	DD	1.50m X 2.10m	DOOR	0.0m	2.10m
5	GD	1.80m X 2.10m	DOOR	0.0m	2.10m
6	W	1.80m X 1.50m	WINDOW	0.9m	2.10m
7	W1	1.50m X 1.50m	WINDOW	0.9m	2.10m
8	W2	1.20m X 1.50m	WINDOW	0.9m	2.10m
9	W3	0.90m X 1.50m	WINDOW	0.9m	2.10m
10	W4	1.65m X 1.50m	WINDOW	0.9m	2.10m
11	W5	2.00m X 1.50m	WINDOW	0.9m	2.10m
12	CW	3.35m X 1.50m	WINDOW	0.9m	2.10m
13	CW1	1.00m X 1.50m	WINDOW	0.9m	2.10m
14	KW	1.50m X 1.10m	KITCHEN WINDOW (exhaust within the Window)	1.0m	2.10m
15	KW1	1.35m X 1.10m	KITCHEN WINDOW (exhaust within the Window)	1.0m	2.10m
16	KW2	1.8m X 1.10m	KITCHEN WINDOW (exhaust within the Window)	1.0m	2.10m
17	V	0.75m X 0.75m	VENTILATOR (exhaust within the Window)	1.35m	2.10m
18	TD	0.90m X 2.10m	TERRACE DOOR	0.15m	2.25m
19	SW	1.50m X 1.65m	STAIRCASE WINDOW	0.60m	2.25m

SIGNATURE OF OWNER / GPA.

For SOUTH INDIA BUILDERS PVT.LTD.

Authorised Signatory

SIGNATURE OF STRUCTURAL ENGINEER.

Dr. J. SURESH, M.E., MIE., Ph.D
Chartered Engineer
Flat No. 103, VGP Laxmi, Mylai Street,
Uthandi, Chennai - 600 119
Reg. No. INE/12/2014/12004
Reg. No. ASE/12/2012/13
Reg. No. GDS/2012/30/41/1239/11/005

SIGNATURE OF ARCHITECT.

VARSHA (B. ARCH)
ARCHITECT & SUPERVISOR DESIGNER
REGD NO: CA/2013/69108
COUNCIL OF ARCHITECTURE
A.R. COMPLEX, FIRST FLOOR,
109, P.H. ROAD, CHENNAI 600 084

SHEET NO : 05 / 22

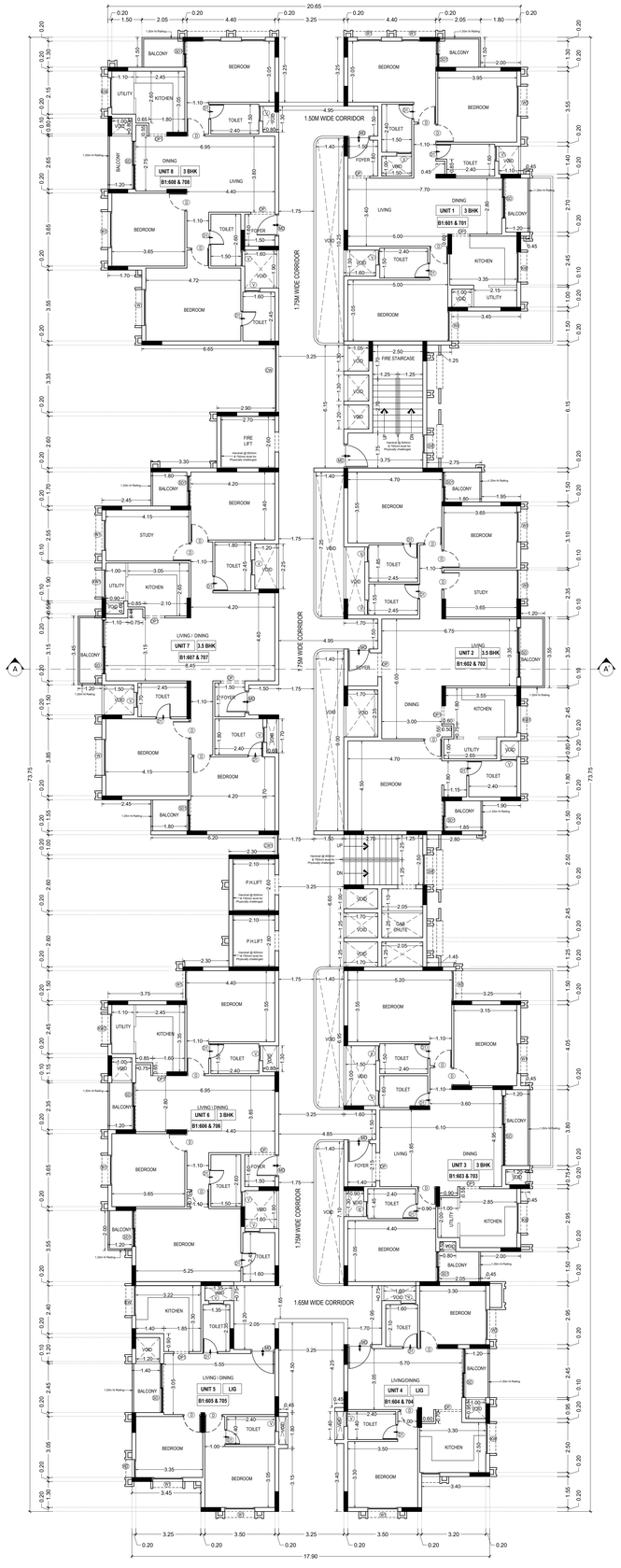

(6TH & 7TH FLOOR PLANS)

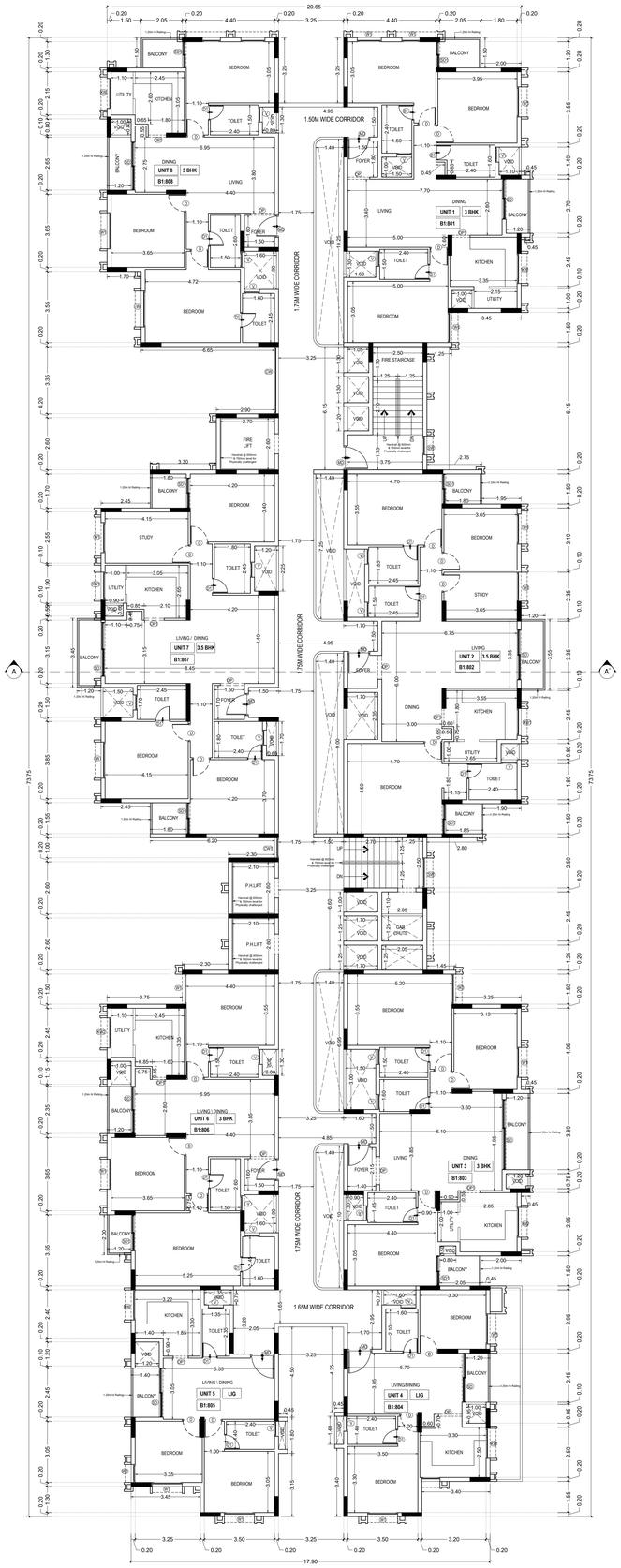

(8TH FLOOR PLANS)

SCHEDULE OF JOINERY					
S.No.	MARK	SIZE	DESCRIPTION/L.VL	S.LVL	L.LVL
1	MD	1.20m X 2.10m	MAIN DOOR	0.0m	2.10m
2	D	0.90m X 2.10m	DOOR	0.0m	2.10m
3	D1	0.75m X 2.10m	DOOR	0.0m	2.10m
4	DD	1.50m X 2.10m	DOOR	0.0m	2.10m
5	GD	1.80m X 2.10m	DOOR	0.0m	2.10m
6	W	1.80m X 1.50m	WINDOW	0.9m	2.10m
7	W1	1.50m X 1.50m	WINDOW	0.9m	2.10m
8	W2	1.20m X 1.50m	WINDOW	0.9m	2.10m
9	W3	0.90m X 1.50m	WINDOW	0.9m	2.10m
10	W4	1.65m X 1.50m	WINDOW	0.9m	2.10m
11	W5	2.00m X 1.50m	WINDOW	0.9m	2.10m
12	CW	3.35m X 1.50m	WINDOW	0.9m	2.10m
13	CW1	1.00m X 1.50m	WINDOW	0.9m	2.10m
14	KW	1.50m X 1.10m	KITCHEN WINDOW (exhaust within the Window)	1.0m	2.10m
15	KW1	1.35m X 1.10m	KITCHEN WINDOW (exhaust within the Window)	1.0m	2.10m
16	KW2	1.8m X 1.10m	KITCHEN WINDOW (exhaust within the Window)	1.0m	2.10m
17	V	0.75m X 0.75m	VENTILATOR (exhaust within the Window)	1.35m	2.10m
18	TD	0.90m X 2.10m	TERRACE DOOR	0.15m	2.25m
19	SW	1.50m X 1.65m	STAIRCASE WINDOW	0.60m	2.25m

BLOCK : 1

Plan Showing The Proposed Construction of High Rise Residential Building Consisting of 4 Blocks with Combined extended Basement Floor, Block 1-Stilt Floor to 13 Floors , Block 2 & Block 4 Combined stilt floor, Block 2- 1st Floor to 13 Floors, Block 3-Stilt Floor to 13 Floors and Block 4-1st Floor to 17 Floors, Total Dwelling units = 395 Nos, Amenities and Swimming pool) At T.S.No.2/5 & 2/6, Block -23,Ward-AM ,Pirattiyur Village,Tiruchirapalli West Taluk -Tiruchirapalli District / LPA / Corporation.

N W E S

OUTLINE SPECIFICATIONS :

1. P.C.C 1:4:8 FOR FOUNDATION AND P.C.C.1:5:10 FOR BASEMENT
2. BRICK WORK FOR SUPER STRUCTURE IN CM 1:5
3. PLASTERING IN CM 1:3 FOR CEILING AND CM 1:5 FOR WALL PLASTERING
4. R.C.C 1:2:4 FOR COLUMN, BEAM, SLAB,LINTEL AND SUB STRUCTURE
5. TEAK WOOD FRAME FOR DOORS AND WINDOWS WITH GLASS PANELS
6. BRICK JELLY LIME CONCRETE FOR WEATHERING COURSE WITH ONE COURSE OF PRESS TILES OR MANGALORE TILES OVER
7. THE WEATHERING COURSE
8. MOSAIC OR GRANITE FLOORING

DRAWING TITLE :

FLOOR PLANS

ALL DIMENSION ARE IN METRIC | SCALE 1 : 100

COLOR INDEX

- SITE BOUNDARY
- PROPOSED BLDG.
- DRIVEWAY
- EXISTING ROAD

SIGNATURE OF OWNER / GPA.

For SOUTH INDIA PROMOTERS PVT LTD.

Authorised Signatory

SIGNATURE OF STRUCTURAL ENGINEER.

Dr. J. SURESH, M.E., MSI., Ph.D.
STRUCTURAL ENGINEER
Plot No. 105, VGP Layout, Muttal Bhoothi, Uthandi, Chennai - 600 119.
Reg. No. IN/JJ/2624/210504
Reg. No. KSE/10150/19
Reg. No. GA/2017/01/01/4/2017/01/005

SIGNATURE OF ARCHITECT.

VARSHA PRASAD (D. ARCH)
ARCHITECT & CONSULTANT
INDIA - COA/2019/58720
CONSULTANT - ENVIRONMENTAL ARCHITECTURE
A.G. COMPLEX, FIRST FLOOR,
SOUTH MAIN ROAD, CANTONMENT,
TRICHY, TAMIL NADU, INDIA - 620 001

SHEET NO : 06 / 22

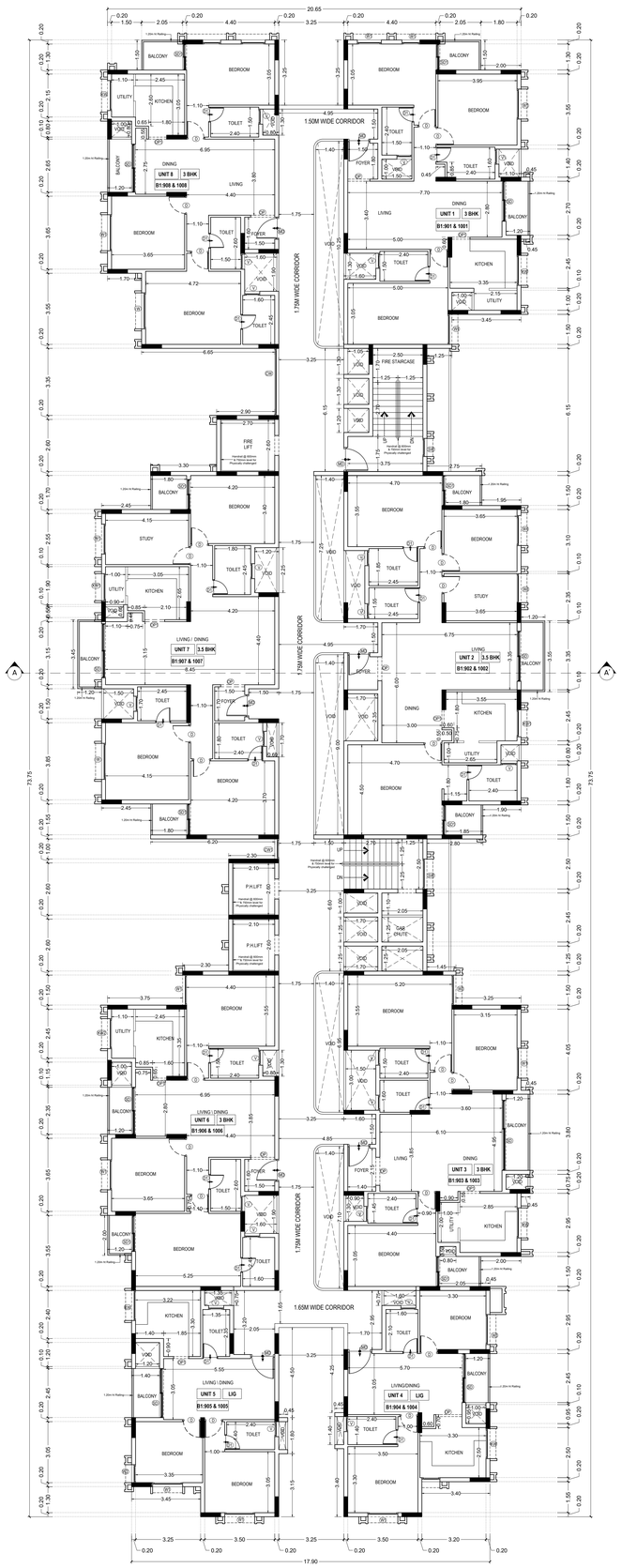

(9TH & 10TH FLOOR PLANS)

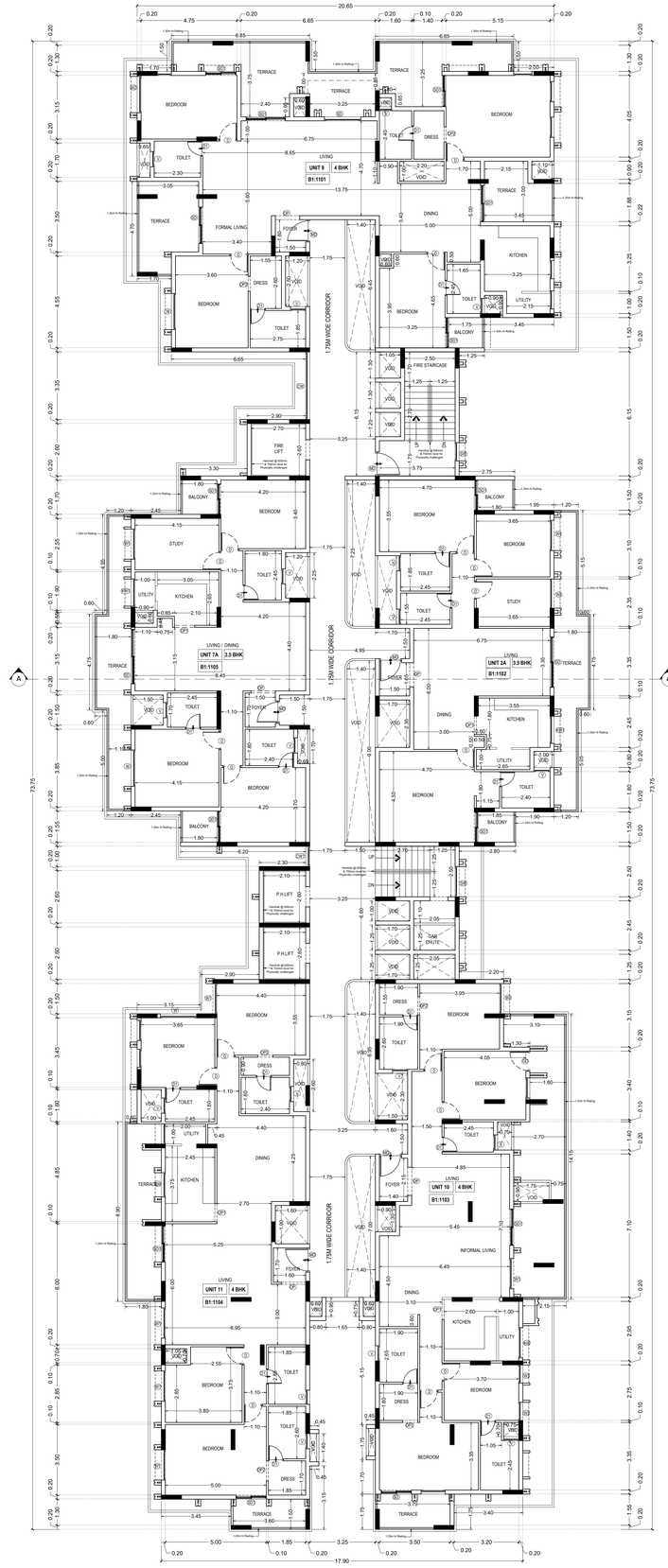

11th FLOOR PLAN

SCHEDULE OF JOINERY

S.No.	MARK	SIZE	DESCRIPTION	L.VL	L.VL
1	MD	1.20m X 2.10m	MAIN DOOR	0.0m	2.10m
2	D	0.90m X 2.10m	DOOR	0.0m	2.10m
3	D1	0.75m X 2.10m	DOOR	0.0m	2.10m
4	DD	1.50m X 2.10m	DOOR	0.0m	2.10m
5	GD	1.80m X 2.10m	DOOR	0.0m	2.10m
6	W	1.80m X 1.50m	WINDOW	0.9m	2.10m
7	W1	1.50m X 1.50m	WINDOW	0.9m	2.10m
8	W2	1.20m X 1.50m	WINDOW	0.9m	2.10m
9	W3	0.90m X 1.50m	WINDOW	0.9m	2.10m
10	W4	1.65m X 1.50m	WINDOW	0.9m	2.10m
11	W5	2.00m X 1.50m	WINDOW	0.9m	2.10m
12	CW	3.35m X 1.50m	WINDOW	0.9m	2.10m
13	CW1	1.00m X 1.50m	WINDOW	0.9m	2.10m
14	KW	1.50m X 1.10m	KITCHEN WINDOW (exhaust within the Window)	1.0m	2.10m
15	KW1	1.35m X 1.10m	KITCHEN WINDOW (exhaust within the Window)	1.0m	2.10m
16	KW2	1.8m X 1.10m	KITCHEN WINDOW (exhaust within the Window)	1.0m	2.10m
17	V	0.75m X 0.75m	VENTILATOR (exhaust within the Window)	1.35m	2.10m
18	TD	0.90m X 2.10m	TERRACE DOOR	0.15m	2.25m
19	SW	1.50m X 1.65m	STAIRCASE WINDOW	0.60m	2.25m

BLOCK : 1

Plan Showing The Proposed Construction of High Rise Residential Building Consisting of 4 Blocks with Combined extended Basement Floor, Block 1-Stilt Floor to 13 Floors , Block 2 & Block 4 Combined stilt floor, Block 2- 1st Floor to 13 Floors, Block 3-Stilt Floor to 13 Floors and Block 4-1st Floor to 17 Floors, Total Dwelling units = 395 Nos, Amenities and Swimming pool) At T.S.No.2/5 & 2/6, Block -23,Ward-AM ,Pirattiyur Village,Tiruchirapalli West Taluk -Tiruchirapalli District / LPA / Corporation.

N W E S

OUTLINE SPECIFICATIONS :

1. P.C.C 1:4:8 FOR FOUNDATION AND P.C.C.1:5:10 FOR BASEMENT
2. BRICK WORK FOR SUPER STRUCTURE IN CM 1:5
3. PLASTERING IN CM 1:3 FOR CEILING AND CM 1:5 FOR WALL PLASTERING
4. R.C.C 1:2:4 FOR COLUMN, BEAM, SLAB,LINTEL AND SUB STRUCTURE
5. TEAK WOOD FRAME FOR DOORS AND WINDOWS WITH GLASS PANELS
6. BRICK JELLY LIME CONCRETE FOR WEATHERING COURSE WITH ONE COURSE OF PRESS TILES OR MANGALORE TILES OVER THE WEATHERING COURSE
7. MOSAIC OR GRANITE FLOORING

DRAWING TITLE :

FLOOR PLANS

ALL DIMENSION ARE IN METRIC | SCALE 1 : 100

COLOR INDEX

- SITE BOUNDARY
- PROPOSED BLDG.
- DRIVEWAY
- EXISTING ROAD

SIGNATURE OF OWNER / GPA.

For SOUTH INDIA DEVELOPERS PVT. LTD.,

Authorised Signatory

SIGNATURE OF STRUCTURAL ENGINEER.

Dr. J. SURESH, M.E., MIE., PH.D
Structural Engineer
Plot No. 59, Ramalinga Nagar, Kavalai Street, Urapakkam, Chennai - 603 210.
Reg. No. 59/1/2014/(J)/0014
Reg. No. KGE/107/2019
Reg. No. GSLD/2017/(J)/(NC)/229/197/001

SIGNATURE OF ARCHITECT.

VARSHA [illegible] (D. ARCH)
ARCHITECT & INTERIOR DESIGNER
REGD NO: CA/2015/81439
COUNCIL OF ARCHITECTURE
A.K. COMPLEX, I FLOOR, FLOORS, 100, PUH, KOMOA, CHENNAI 600 095

SHEET NO : 07 / 22

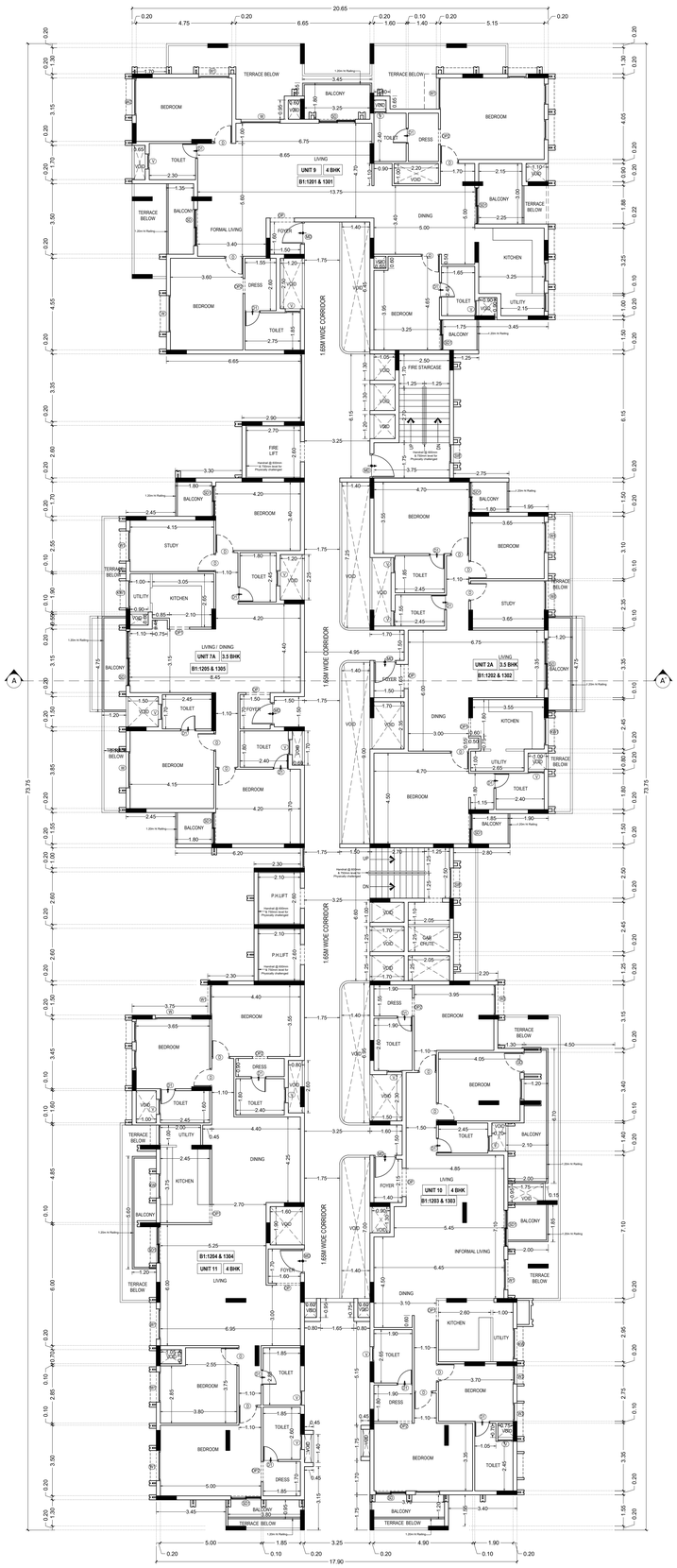

12TH & 13TH FLOOR PLAN

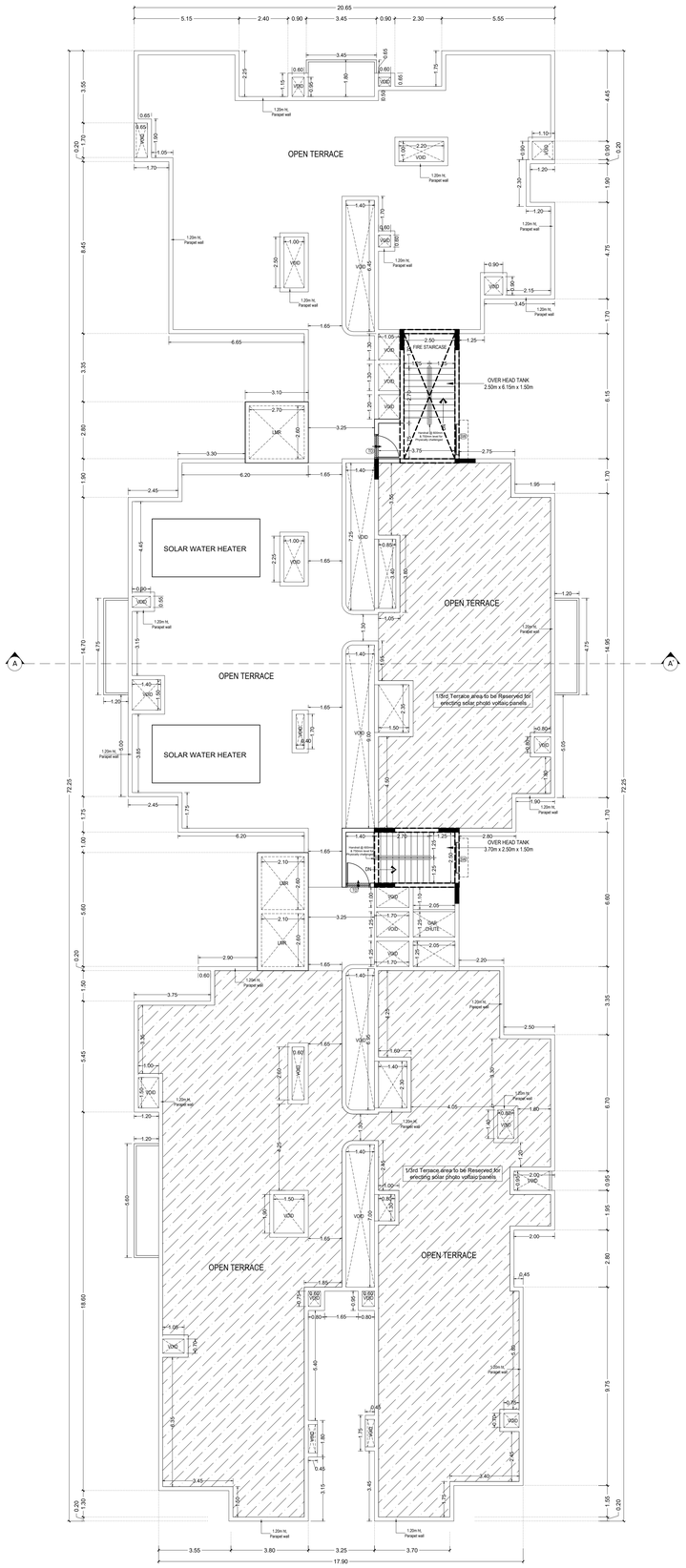

TERRACE FLOOR PLAN

BLOCK : 1

Plan Showing The Proposed Construction of High Rise Residential Building Consisting of 4 Blocks with Combined extended Basement Floor, Block 1-Stilt Floor to 13 Floors , Block 2 & Block 4 Combined stilt floor, Block 2- 1st Floor to 13 Floors, Block 3-Stilt Floor to 13 Floors and Block 4-1st Floor to 17 Floors, Total Dwelling units = 395 Nos, Amenities and Swimming pool) At T.S.No.2/5 & 2/6, Block -23,Ward-AM ,Pirattiyur Village,Tiruchirapalli West Taluk -Tiruchirapalli District / LPA / Corporation.

N
W E
S

OUTLINE SPECIFICATIONS :

1. P.C.C 1:4:8 FOR FOUNDATION AND P.C.C 1:5:10 FOR BASEMENT
2. BRICK WORK FOR SUPER STRUCTURE IN CM 1:5
3. PLASTERING IN CM 1:3 FOR CEILING AND CM 1:5 FOR WALL PLASTERING
4. R.C.C 1:2:4 FOR COLUMN, BEAM, SLAB,LINTEL AND SUB STRUCTURE
5. TEAK WOOD FRAME FOR DOORS AND WINDOWS WITH GLASS PANELS
6. BRICK JELLY LIME CONCRETE FOR WEATHERING COURSE WITH ONE COURSE OF PRESS TILES OR MANGALORE TILES OVER
7. THE WEATHERING COURSE
8. MOSAIC OR GRANITE FLOORING

DRAWING TITLE :

FLOOR PLANS

ALL DIMENSION ARE IN METRIC

SCALE 1 : 100

COLOR INDEX

- SITE BOUNDARY
- PROPOSED BLDG.
- DRIVEWAY
- EXISTING ROAD

SCHEDULE OF JOINERY

S.No.	MARK	SIZE	DESCRIPTION..LVL	S.LVL	L.LVL
1	MD	1.20m X 2.10m	MAIN DOOR	0.0m	2.10m
2	D	0.90m X 2.10m	DOOR	0.0m	2.10m
3	D1	0.75m X 2.10m	DOOR	0.0m	2.10m
4	DD	1.50m X 2.10m	DOOR	0.0m	2.10m
5	GD	1.80m X 2.10m	DOOR	0.0m	2.10m
6	W	1.80m X 1.50m	WINDOW	0.9m	2.10m
7	W1	1.50m X 1.50m	WINDOW	0.9m	2.10m
8	W2	1.20m X 1.50m	WINDOW	0.9m	2.10m
9	W3	0.90m X 1.50m	WINDOW	0.9m	2.10m
10	W4	1.65m X 1.50m	WINDOW	0.9m	2.10m
11	W5	2.00m X 1.50m	WINDOW	0.9m	2.10m
12	CW	3.35m X 1.50m	WINDOW	0.9m	2.10m
13	CW1	1.00m X 1.50m	WINDOW	0.9m	2.10m
14	KW	1.50m X 1.10m	KITCHEN WINDOW (exhaust within the Window)	1.0m	2.10m
15	KW1	1.35m X 1.10m	KITCHEN WINDOW (exhaust within the Window)	1.0m	2.10m
16	KW2	1.8m X 1.10m	KITCHEN WINDOW (exhaust within the Window)	1.0m	2.10m
17	V	0.75m X 0.75m	VENTILATOR (exhaust within the Window)	1.35m	2.10m
18	TD	0.90m X 2.10m	TERRACE DOOR	0.15m	2.25m
19	SW	1.50m X 1.65m	STAIRCASE WINDOW	0.60m	2.25m

SIGNATURE OF OWNER / GPA.

For SOUTH INDIA PROMOTERS PVT. LTD.

Authorised Signatory

SIGNATURE OF STRUCTURAL ENGINEER.

Dr. J. SURESH, M.E., M.S., PH.D.
STRUCTURAL ENGINEER
Plot No.355, VGP Kalaivel Nagar Street, Uthandi, Chennai - 600 119.
Regn. No. SE/1/2024/21014
Regn. No. MSE/2010/2019
Regn. No. GCC/2017/57/DIST/2017/57/165

SIGNATURE OF ARCHITECT.

VARSHA THOMAS (D. ARCH)
ARCHITECT & TOWN & DESIGNER
REGD No. CA/95/18439
COUNCIL OF ARCHITECTURE
A.R. COMPLEX, I FIRST FLOOR,
100, S.H. ROAD, CHENNAI 600 067

SHEET NO : 08 / 22

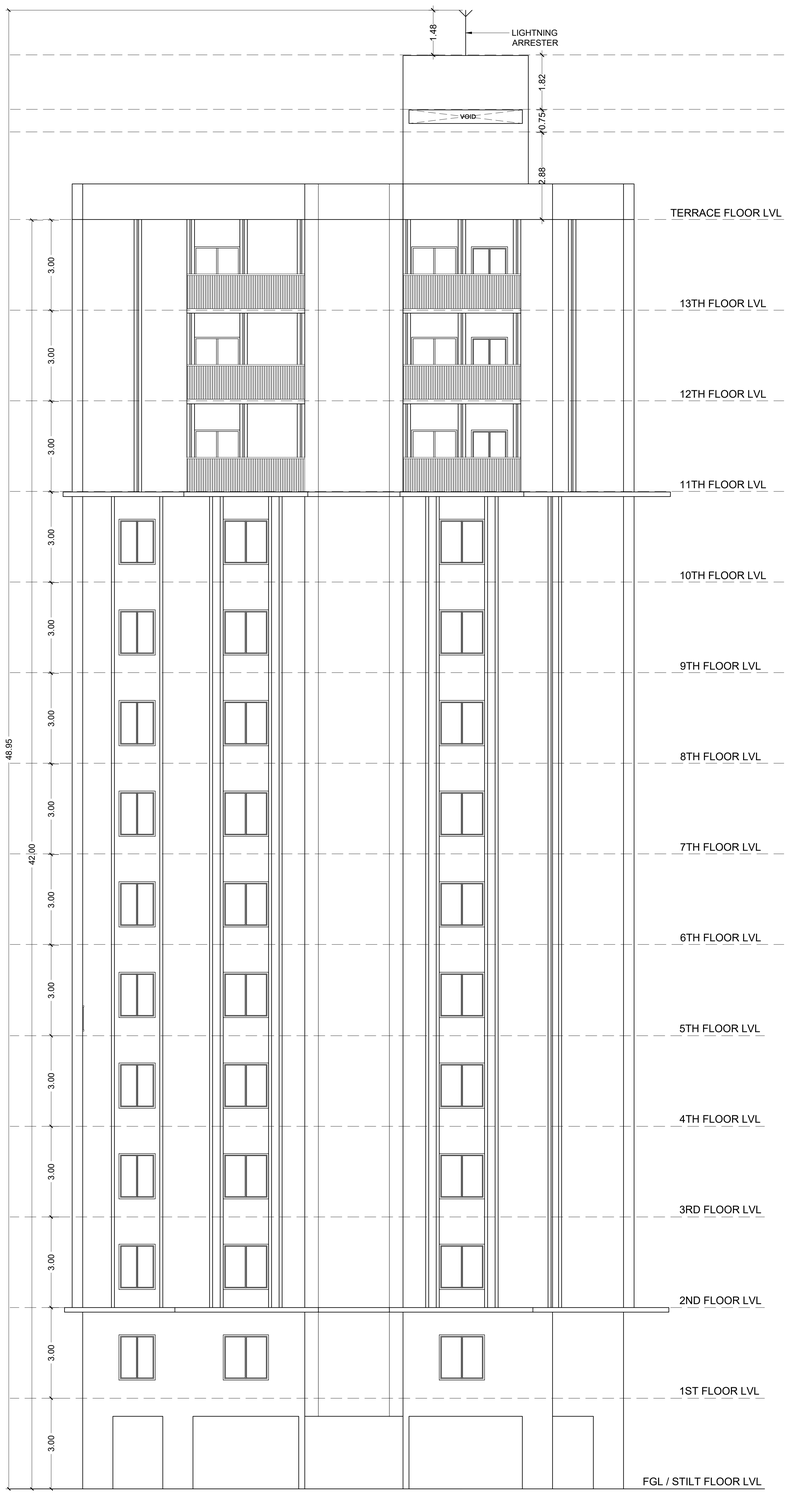

ELEVATION



SECTION A-A

BLOCK : 1

Plan Showing The Proposed Construction of High Rise Residential Building Consisting of 4 Blocks with Combined extended Basement Floor, Block 1-Stilt Floor to 13 Floors , Block 2 & Block 4 Combined stilt floor, Block 2- 1st Floor to 13 Floors, Block 3-Stilt Floor to 13 Floors and Block 4-1st Floor to 17 Floors, Total Dwelling units = 395 Nos, Amenities and Swimming pool) At T.S.No.2/5 & 2/6, Block -23,Ward-AM ,Pirattiyur Village,Tiruchirapalli West Taluk -Tiruchirapalli District / LPA / Corporation.

SCHEDULE OF JOINERY

S.No.	MARK	SIZE	DESCRIPTION	L.VL	L.LVL
1	MD	1.20m X 2.10m	MAIN DOOR	0.0m	2.10m
2	D	0.90m X 2.10m	DOOR	0.0m	2.10m
3	D1	0.75m X 2.10m	DOOR	0.0m	2.10m
4	DD	1.50m X 2.10m	DOOR	0.0m	2.10m
5	GD	1.80m X 2.10m	DOOR	0.0m	2.10m
6	W	1.50m X 1.50m	WINDOW	0.9m	2.10m
7	W1	1.80m X 1.50m	WINDOW	0.9m	2.10m
8	W3	1.20m X 1.50m	WINDOW	0.9m	2.10m
9	W4	0.75m X 1.50m	WINDOW	0.9m	2.10m
10	W5	2.00m X 1.50m	WINDOW	0.9m	2.10m
11	CW	3.35m X 1.50m	WINDOW	0.9m	2.10m
12	CW1	1.00m X 1.50m	WINDOW	0.9m	2.10m
13	KW	1.50m X 1.10m	KITCHEN WINDOW (exhaust within the Window)	1.0m	2.10m
14	KW1	1.35m X 1.10m	KITCHEN WINDOW (exhaust within the Window)	1.0m	2.10m
15	KW2	1.8m X 1.10m	KITCHEN WINDOW (exhaust within the Window)	1.0m	2.10m
16	V	0.75m X 0.75m	VENTILATOR (exhaust within the Window)	1.35m	2.10m
17	TD	0.90m X 2.10m	TERRACE DOOR	0.15m	2.25m
18	TW	1.50m X 1.65m	TERRACE WINDOW	0.60m	2.25m
19	SW	1.35m X 1.65m	STAIRCASE WINDOW	0.60m	2.25m

OUTLINE SPECIFICATIONS :

1. P.C.C 1:4:8 FOR FOUNDATION AND P.C.C.1:5:10 FOR BASEMENT
2. BRICK WORK FOR SUPER STRUCTURE IN CM 1:5
3. PLASTERING IN CM 1:3 FOR CEILING AND CM 1:5 FOR WALL PLASTERING
4. R.C.C 1:2:4 FOR COLUMN, BEAM, SLAB,LINTEL AND SUB STRUCTURE
5. TEAK WOOD FRAME FOR DOORS AND WINDOWS WITH GLASS PANELS
6. BRICK JELLY LIME CONCRETE FOR WEATHERING COURSE WITH ONE COURSE OF PRESS TILES OR MANGALORE TILES OVER
7. THE WEATHERING COURSE
8. MOSAIC OR GRANITE FLOORING

DRAWING TITLE :

SECTION & ELEVATION

ALL DIMENSION ARE IN METRIC | SCALE 1 : 100

SIGNATURE OF OWNER / GPA.

For SOUTH INDIA BUILDERS PVT LTD.,

Authorised Signatory

COLOR INDEX

SITE BOUNDARY	
PROPOSED BLDG.	
DRIVEWAY	
EXISTING ROAD	

SIGNATURE OF STRUCTURAL ENGINEER.

Dr. J. SURESH, M.E., MIE., PH.D.
Structural Engineer
Plot No. 555, VGP Layout, Mullai Street,
Uthandi, Chennai - 600 119.
Reg. No. TN.21.33249/2.1.0524
Cell : 9444 55 1234 / 9840 55 1234
Reg. No. ESA/2017/07/1/0017/17-001

SIGNATURE OF ARCHITECT.

VARSHA [illegible] I.D. ARCHI
ARCHITECT & INTERIOR DESIGNER
REGD. NO. CA/2001/34930
COUNCIL OF ARCHITECTURE
A.K. COMPLEX, THIRD FLOOR,
109D, 90ft. ROAD, CHENNAI 600 095.

SHEET NO : 09 / 22

BLOCK : 2 & BLOCK : 4

Plan Showing The Proposed Construction of High Rise Residential Building Consisting of 4 Blocks with Combined extended Basement Floor, Block 1-Stilt Floor to 13 Floors , Block 2 & Block 4 Combined stilt floor, Block 2- 1st Floor to 13 Floors, Block 3-Stilt Floor to 13 Floors and Block 4-1st Floor to 17 Floors, Total Dwelling units = 395 Nos, Amenities and Swimming pool) At T.S.No.2/5 & 2/6, Block -23,Ward-AM ,Pirattiyur Village,Tiruchirapalli West Taluk -Tiruchirapalli District / LPA / Corporation.

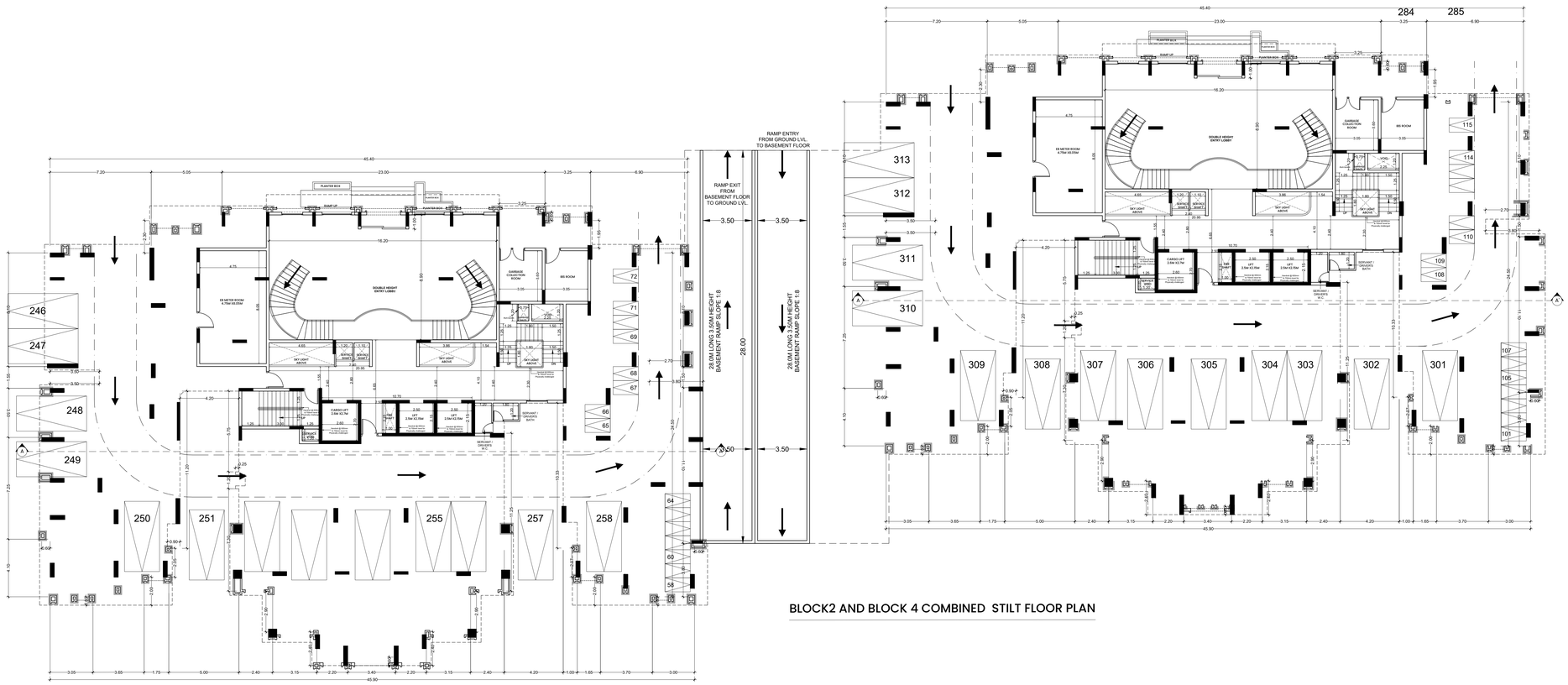

BLOCK2 AND BLOCK 4 COMBINED STILT FLOOR PLAN

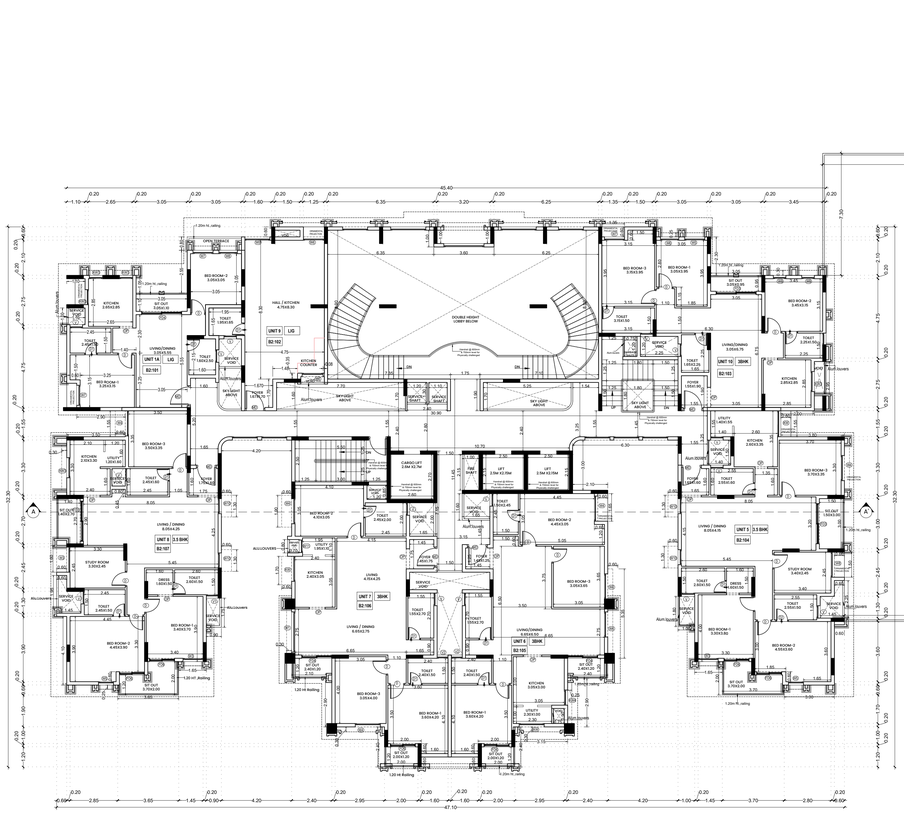

BLOCK2 AND BLOCK 4 COMBINED FIRST FLOOR PLAN

SCHEDULE OF JOINERY

S.No.	MARK	SIZE	DESCRIPTION	L.LVL	U.LVL
1	MD	1.20m X 2.10m	MAIN DOOR	0.0m	2.10m
2	D	0.90m X 2.10m	DOOR	0.0m	2.10m
3	D1	0.75m X 2.10m	DOOR	0.0m	2.10m
4	DD	1.50m X 2.10m	DOOR	0.0m	2.10m
5	GD	1.80m X 2.10m	DOOR	0.0m	2.10m
6	W	1.50m X 1.50m	WINDOW	0.9m	2.10m
7	W1	1.80m X 1.50m	WINDOW	0.9m	2.10m
8	W3	1.20m X 1.50m	WINDOW	0.9m	2.10m
9	W4	0.75m X 1.50m	WINDOW	0.9m	2.10m
10	W5	2.00m X 1.50m	WINDOW	0.9m	2.10m
11	CW	3.35m X 1.50m	WINDOW	0.9m	2.10m
12	CW1	1.00m X 1.50m	WINDOW	0.9m	2.10m
13	KW	1.50m X 1.10m	KITCHEN WINDOW (exhaust within the Window)	1.0m	2.10m
14	KW1	1.35m X 1.10m	KITCHEN WINDOW (exhaust within the Window)	1.0m	2.10m
15	KW2	1.8m X 1.10m	KITCHEN WINDOW (exhaust within the Window)	1.0m	2.10m
16	V	0.75m X 0.75m	VENTILATOR (exhaust within the Window)	1.35m	2.10m
17	TD	0.90m X 2.10m	TERRACE DOOR	0.15m	2.25m
18	TW	1.50m X 1.65m	TERRACE WINDOW	0.60m	2.25m
19	SW	1.35m X 1.65m	STAIRCASE WINDOW	0.60m	2.25m

OUTLINE SPECIFICATIONS :

1. P.C.C 1:4:8 FOR FOUNDATION AND P.C.C.1:5:10 FOR BASEMENT
2. BRICK WORK FOR SUPER STRUCTURE IN CM 1:5
3. PLASTERING IN CM 1:3 FOR CEILING AND CM 1:5 FOR WALL PLASTERING
4. R.C.C 1:2:4 FOR COLUMN, BEAM, SLAB,LINTEL AND SUB STRUCTURE
5. TEAK WOOD FRAME FOR DOORS AND WINDOWS WITH GLASS PANELS
6. BRICK JELLY LIME CONCRETE FOR WEATHERING COURSE WITH ONE COURSE OF PRESS TILES OR MANGALORE TILES OVER
7. THE WEATHERING COURSE
8. MOSAIC OR GRANITE FLOORING

SIGNATURE OF OWNER / GPA.

For SOUTH INDIA BUILDINGS PVT. LTD.

Authorised Signatory

SIGNATURE OF STRUCTURAL ENGINEER.

Dr. J. SURESH, M.E., MSc., Ph.D.
Structural Engineer
Plot No. 555, VGP Layout, Murai Street,
Ullagaram, Chennai - 600 091.
Mobile : 98402 66554, 98844 66554
Reg. No. KE/2007/32255
Regd. No. 600/2007/32 / Civil / 2231/07/1991

SIGNATURE OF ARCHITECT.

VARSHA PRAKASH, B. ARCH
ARCHITECT & INTERIOR DESIGNER
COUNCIL OF ARCHITECTS REG. NO. CA/95/18439
COUNCIL OF ARCHITECTURE
A.R. COMPLEX, I FIRST FLOOR,
100, P.H. ROAD, CHENNAI 600 007

DRAWING TITLE :

FLOOR PLAN

ALL DIMENSION ARE IN METRIC | SCALE 1 : 100

COLOR INDEX

- SITE BOUNDARY
- PROPOSED BLDG.
- DRIVEWAY
- EXISTING ROAD

N
W E
S

SHEET NO : 10 / 22

BLOCK : 2

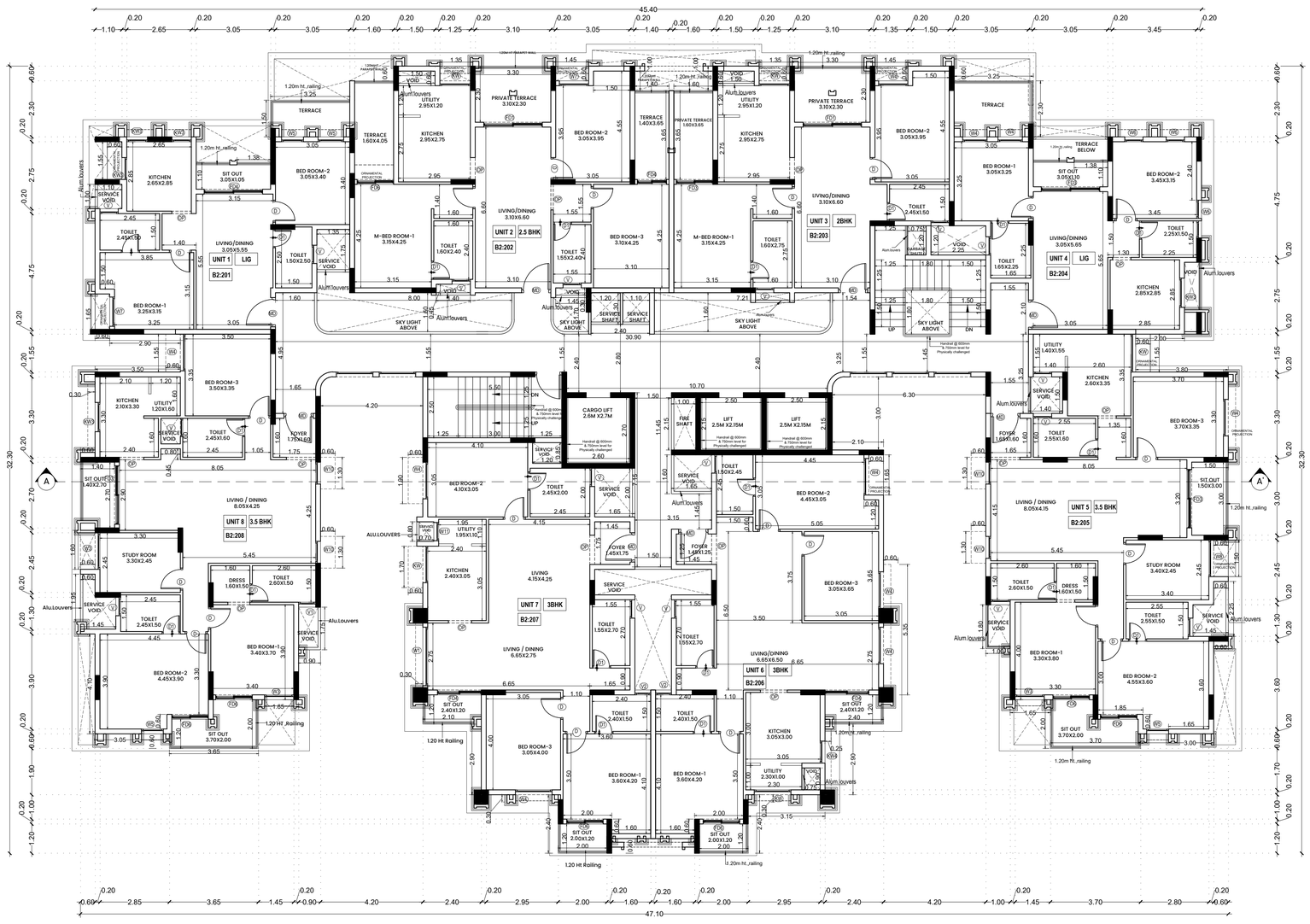

2ND FLOOR PLAN

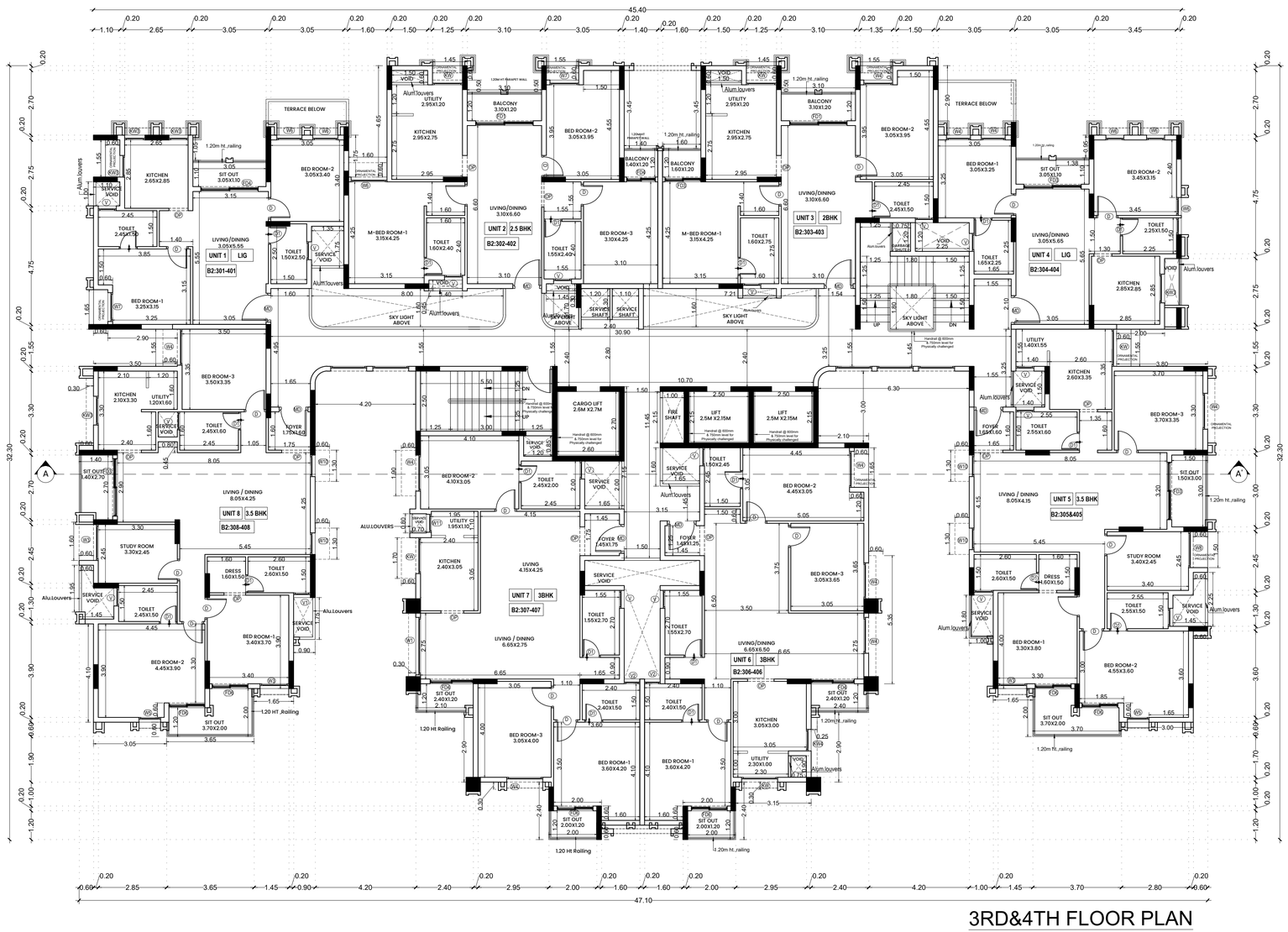

3RD&4TH FLOOR PLAN

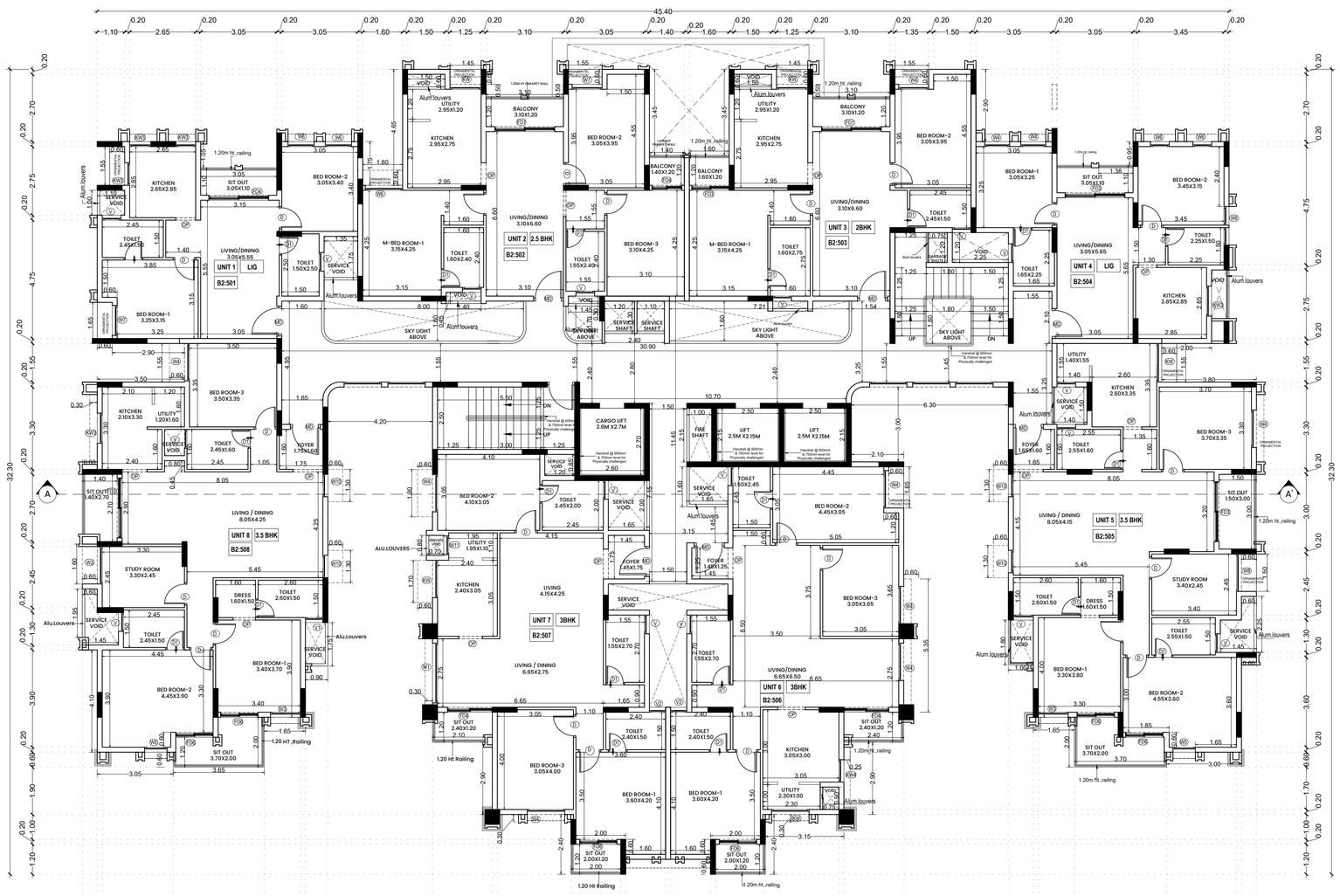

5TH FLOOR PLAN

Plan Showing The Proposed Construction of High Rise Residential Building Consisting of 4 Blocks with Combined extended Basement Floor, Block 1-Stilt Floor to 13 Floors , Block 2 & Block 4 Combined stilt floor,
Block 2- 1st Floor to 13 Floors,
Block 3-Stilt Floor to 13 Floors and Block 4-1st Floor to 17 Floors, Total Dwelling units = 395 Nos, Amenities and Swimming pool) At T.S.No.2/5 & 2/6, Block -23,Ward-AM ,Pirattiyur Village,Tiruchirapalli West Taluk -Tiruchirapalli District / LPA / Corporation.

SCHEDULE OF JOINERY

S.No.	MARK	SIZE	DESCRIPTIONL.VL	S.LVL	L.LVL
1	MD	1.20m X 2.10m	MAIN DOOR	0.0m	2.10m
2	D	0.90m X 2.10m	DOOR	0.0m	2.10m
3	D1	0.75m X 2.10m	DOOR	0.0m	2.10m
4	DD	1.50m X 2.10m	DOOR	0.0m	2.10m
5	GD	1.80m X 2.10m	DOOR	0.0m	2.10m
6	W	1.50m X 1.50m	WINDOW	0.9m	2.10m
7	W1	1.80m X 1.50m	WINDOW	0.9m	2.10m
8	W3	1.20m X 1.50m	WINDOW	0.9m	2.10m
9	W4	0.75m X 1.50m	WINDOW	0.9m	2.10m
10	W5	2.00m X 1.50m	WINDOW	0.9m	2.10m
11	CW	3.35m X 1.50m	WINDOW	0.9m	2.10m
12	CW1	1.00m X 1.50m	WINDOW	0.9m	2.10m
13	KW	1.50m X 1.10m	KITCHEN WINDOW (exhaust within the Window)	1.0m	2.10m
14	KW1	1.35m X 1.10m	KITCHEN WINDOW (exhaust within the Window)	1.0m	2.10m
15	KW2	1.8m X 1.10m	KITCHEN WINDOW (exhaust within the Window)	1.0m	2.10m
16	V	0.75m X 0.75m	VENTILATOR (exhaust within the Window)	1.35m	2.10m
17	TD	0.90m X 2.10m	TERRACE DOOR	0.15m	2.25m
18	TW	1.50m X 1.65m	TERRACE WINDOW	0.60m	2.25m
19	SW	1.35m X 1.65m	STAIRCASE WINDOW	0.60m	2.25m

OUTLINE SPECIFICATIONS :

1. P.C.C 1:4:8 FOR FOUNDATION AND P.C.C.1:5:10 FOR BASEMENT
2. BRICK WORK FOR SUPER STRUCTURE IN CM 1:5
3. PLASTERING IN CM 1:3 FOR CEILING AND CM 1:5 FOR WALL PLASTERING
4. R.C.C 1:2:4 FOR COLUMN, BEAM, SLAB,LINTEL AND SUB STRUCTURE
5. TEAK WOOD FRAME FOR DOORS AND WINDOWS WITH GLASS PANELS
6. BRICK JELLY LIME CONCRETE FOR WEATHERING COURSE WITH ONE COURSE OF PRESS TILES OR MANGALORE TILES OVER
7. THE WEATHERING COURSE
8. MOSAIC OR GRANITE FLOORING

N
W E
S

DRAWING TITLE :

FLOOR PLANS

ALL DIMENSION ARE IN METRIC | SCALE 1 : 100

COLOR INDEX

- SITE BOUNDARY
- PROPOSED BLDG.
- DRIVEWAY
- EXISTING ROAD

SIGNATURE OF OWNER / GPA.

For SOUTH INDIA SHELTERS PVT. LTD.,

Authorised Signatory

SIGNATURE OF STRUCTURAL ENGINEER.

Dr. J. SURESH, M.E., M.E., Ph.D.
Structural Engineer
Plot No. 555, VGP Layout, Mullai Street,
Uthandi, Chennai - 600 119.
Reg. No. SE/1/2024/2/0014
Reg. No. KSE/100782019
Reg. No. CGL/DIST/SE/Gr-I/2024/07/005

SIGNATURE OF ARCHITECT.

VARSHA PAVAN (B. ARCH)
ARCHITECT & INTERIOR DESIGNER
REGD No: CA/95/18436
COUNCIL OF ARCHITECTURE
A.R. COMPLEX, FIRST FLOOR,
109D, P.H. ROAD, CHENNAI 600 081

SHEET NO : 11 / 22

BLOCK : 2



Plan Showing The Proposed Construction of High Rise Residential Building Consisting of 4 Blocks with Combined extended Basement Floor, Block 1-Stilt Floor to 13 Floors , Block 2 & Block 4 Combined stilt floor, Block 2- 1st Floor to 13 Floors, Block 3-Stilt Floor to 13 Floors and Block 4-1st Floor to 17 Floors, Total Dwelling units = 395 Nos, Amenities and Swimming pool) At T.S.No.2/5 & 2/6, Block -23,Ward-AM ,Pirattiyur Village,Tiruchirapalli West Taluk -Tiruchirapalli District / LPA / Corporation.

6TH,7TH,9TH&10th FLOOR PLAN

8TH FLOOR PLAN

SCHEDULE OF JOINERY					
S.No.	MARK	SIZE	DESCRIPTIONL.LVL	S.LVL	L.LVL
1	MD	1.20m X 2.10m	MAIN DOOR	0.0m	2.10m
2	D	0.90m X 2.10m	DOOR	0.0m	2.10m
3	D1	0.75m X 2.10m	DOOR	0.0m	2.10m
4	DD	1.50m X 2.10m	DOOR	0.0m	2.10m
5	GD	1.80m X 2.10m	DOOR	0.0m	2.10m
6	W	1.50m X 1.50m	WINDOW	0.9m	2.10m
7	W1	1.80m X 1.50m	WINDOW	0.9m	2.10m
8	W3	1.20m X 1.50m	WINDOW	0.9m	2.10m
9	W4	0.75m X 1.50m	WINDOW	0.9m	2.10m
10	W5	2.00m X 1.50m	WINDOW	0.9m	2.10m
11	CW	3.35m X 1.50m	WINDOW	0.9m	2.10m
12	CW1	1.00m X 1.50m	WINDOW	0.9m	2.10m
13	KW	1.50m X 1.10m	KITCHEN WINDOW (exhaust within the Window)	1.0m	2.10m
14	KW1	1.35m X 1.10m	KITCHEN WINDOW (exhaust within the Window)	1.0m	2.10m
15	KW2	1.8m X 1.10m	KITCHEN WINDOW (exhaust within the Window)	1.0m	2.10m
16	V	0.75m X 0.75m	VENTILATOR (exhaust within the Window)	1.35m	2.10m
17	TD	0.90m X 2.10m	TERRACE DOOR	0.15m	2.25m
18	TW	1.50m X 1.65m	TERRACE WINDOW	0.60m	2.25m
19	SW	1.35m X 1.65m	STAIRCASE WINDOW	0.60m	2.25m

OUTLINE SPECIFICATIONS :

1. P.C.C 1:4:8 FOR FOUNDATION AND P.C.C.1:5:10 FOR BASEMENT
2. BRICK WORK FOR SUPER STRUCTURE IN CM 1:5
3. PLASTERING IN CM 1:3 FOR CEILING AND CM 1:5 FOR WALL PLASTERING
4. R.C.C 1:2:4 FOR COLUMN, BEAM, SLAB,LINTEL AND SUB STRUCTURE
5. TEAK WOOD FRAME FOR DOORS AND WINDOWS WITH GLASS PANELS
6. BRICK JELLY LIME CONCRETE FOR WEATHERING COURSE WITH ONE COURSE OF PRESS TILES OR MANGALORE TILES OVER
7. THE WEATHERING COURSE
8. MOSAIC OR GRANITE FLOORING

N
W E
S

DRAWING TITLE :

FLOOR PLANS

ALL DIMENSION ARE IN METRIC

SCALE 1 : 100

COLOR INDEX

SITE BOUNDARY

PROPOSED BLDG.

DRIVEWAY

EXISTING ROAD

11TH FLOOR PLAN

SIGNATURE OF OWNER / GPA.

For SOUTH INDIA SHUTTERS PVT. LTD.,

Authorised Signatory

SIGNATURE OF STRUCTURAL ENGINEER.

Dr. J. SURESH, M.E., MIE., Ph.D.
Structural Engineer
Plot No. 555, VGP Layout, Mullai Street,
Uthandi, Chennai - 600 119.
Reg. No. SE/1/2024/2/6014
Reg. No. RSE100782019
Reg. No. CGLDES/SE/GEN/2019/07/005

SIGNATURE OF ARCHITECT.

VARSHA PRADEEP (B. ARCH)
ARCHITECT & INTERIOR DESIGNER
REGD No. CA/95/18498
COUNCIL OF ARCHITECTURE
A.R. COMPLEX, FIRST FLOOR,
1096, P.H. ROAD, CHENNAI 600 084

SHEET NO : 12 / 22

BLOCK : 2

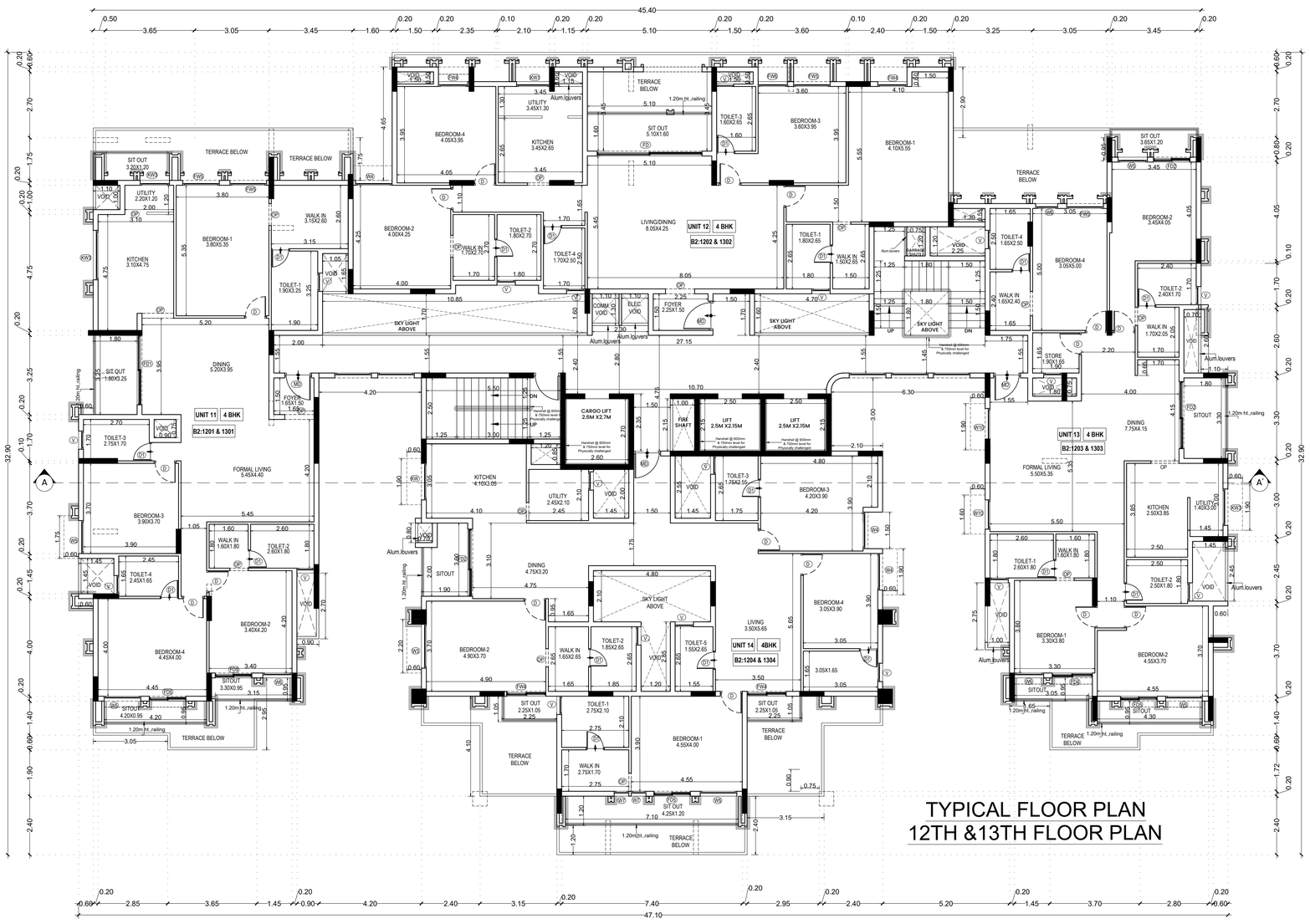

Plan Showing The Proposed Construction of High Rise Residential Building Consisting of 4 Blocks with Combined extended Basement Floor, Block 1-Stilt Floor to 13 Floors , Block 2 & Block 4 Combined stilt floor,
Block 2- 1st Floor to 13 Floors, Block 3-Stilt Floor to 13 Floors and Block 4-1st Floor to 17 Floors, Total Dwelling units = 395 Nos, Amenities and Swimming pool) At T.S.No.2/5 & 2/6, Block -23,Ward-AM ,Pirattiyur Village,Tiruchirapalli West Taluk -Tiruchirapalli District / LPA / Corporation.

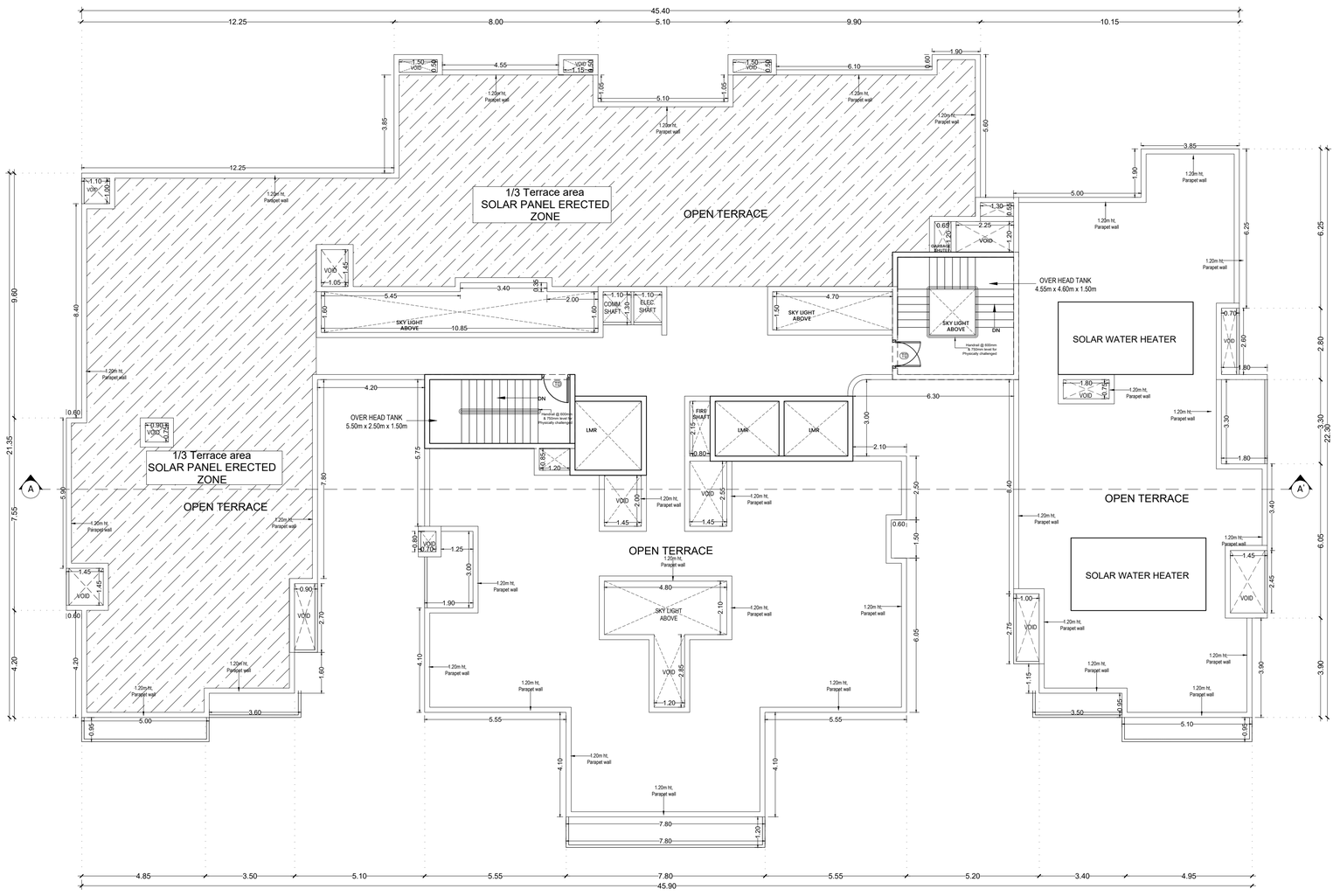

SCHEDULE OF JOINERY

S.No.	MARK	SIZE	DESCRIPTIONL.LVL	S.LVL	L.LVL
1	MD	1.20m X 2.10m	MAIN DOOR	0.0m	2.10m
2	D	0.90m X 2.10m	DOOR	0.0m	2.10m
3	D1	0.75m X 2.10m	DOOR	0.0m	2.10m
4	DD	1.50m X 2.10m	DOOR	0.0m	2.10m
5	GD	1.80m X 2.10m	DOOR	0.0m	2.10m
6	W	1.50m X 1.50m	WINDOW	0.9m	2.10m
7	W1	1.80m X 1.50m	WINDOW	0.9m	2.10m
8	W3	1.20m X 1.50m	WINDOW	0.9m	2.10m
9	W4	0.75m X 1.50m	WINDOW	0.9m	2.10m
10	W5	2.00m X 1.50m	WINDOW	0.9m	2.10m
11	CW	3.35m X 1.50m	WINDOW	0.9m	2.10m
12	CW1	1.00m X 1.50m	WINDOW	0.9m	2.10m
13	KW	1.50m X 1.10m	KITCHEN WINDOW (exhaust within the Window)	1.0m	2.10m
14	KW1	1.35m X 1.10m	KITCHEN WINDOW (exhaust within the Window)	1.0m	2.10m
15	KW2	1.8m X 1.10m	KITCHEN WINDOW (exhaust within the Window)	1.0m	2.10m
16	V	0.75m X 0.75m	VENTILATOR (exhaust within the Window)	1.35m	2.10m
17	TD	0.90m X 2.10m	TERRACE DOOR	0.15m	2.25m
18	TW	1.50m X 1.65m	TERRACE WINDOW	0.60m	2.25m
19	SW	1.35m X 1.65m	STAIRCASE WINDOW	0.60m	2.25m

N
W E
S

OUTLINE SPECIFICATIONS :

1. P.C.C 1:4:8 FOR FOUNDATION AND P.C.C.1:5:10 FOR BASEMENT
2. BRICK WORK FOR SUPER STRUCTURE IN CM 1:5
3. PLASTERING IN CM 1:3 FOR CEILING AND CM 1:5 FOR WALL PLASTERING
4. R.C.C 1:2:4 FOR COLUMN, BEAM, SLAB,LINTEL AND SUB STRUCTURE
5. TEAK WOOD FRAME FOR DOORS AND WINDOWS WITH GLASS PANELS
6. BRICK JELLY LIME CONCRETE FOR WEATHERING COURSE WITH ONE COURSE OF PRESS TILES OR MANGALORE TILES OVER
7. THE WEATHERING COURSE
8. MOSAIC OR GRANITE FLOORING

DRAWING TITLE :

FLOOR PLANS

ALL DIMENSION ARE IN METRIC | SCALE 1 : 100

COLOR INDEX

- SITE BOUNDARY
- PROPOSED BLDG.
- DRIVEWAY
- EXISTING ROAD

SIGNATURE OF OWNER / GPA.

For SOUTH INDIA SHELTERS PVT. LTD.,

Authorised Signatory

SIGNATURE OF STRUCTURAL ENGINEER.

Dr. J. SURESH, M.E., MIE., Ph.D.
Structural Engineer
Plot No. 555, VGP Layout, Nolial Street,
Uthandi, Chennai - 600 119.
Reg. No. SE/1/2024/2/0014
Reg. No. KSE/10032019
Reg. No. CGLDIST/SE/GNT/2019/07/005

SIGNATURE OF ARCHITECT.

VARSHA PUSHAN (B. ARCH)
ARCHITECT & INTERIOR DESIGNER
REGD No. CA/95/18498
COUNCIL OF ARCHITECTURE
A.R. COMPLEX, FIRST FLOOR,
1090, P.H. ROAD, CHENNAI 600 084

SHEET NO : 13 / 22

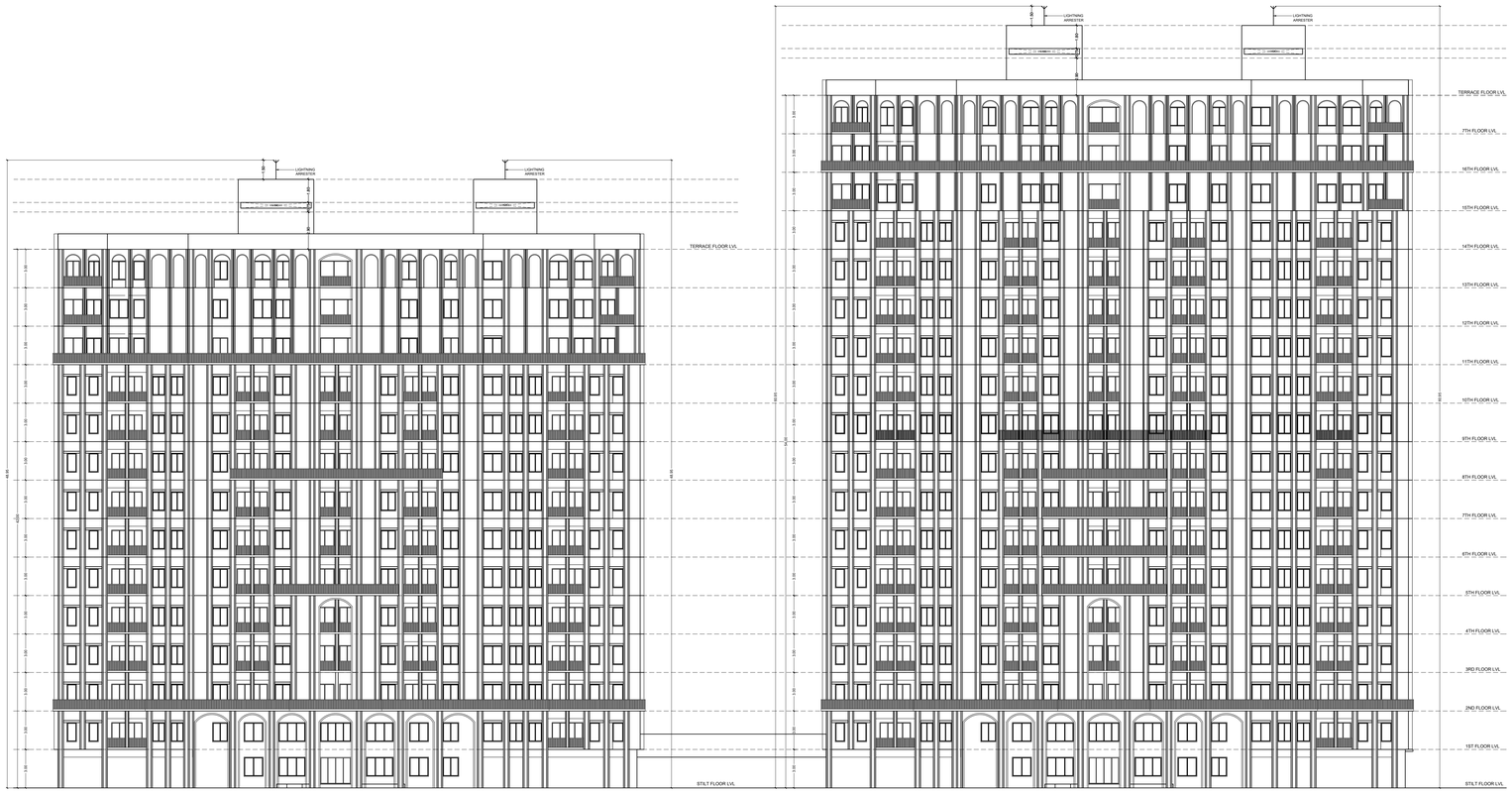

BLOCK : 2 ELEVATION BLOCK : 4



BLOCK : 2 SECTION - A-A BLOCK : 4

BLOCK : 2 & BLOCK : 4

Plan Showing The Proposed Construction of High Rise Residential Building Consisting of 4 Blocks with Combined extended Basement Floor, Block 1-Stilt Floor to 13 Floors , Block 2 & Block 4 Combined stilt floor, Block 2- 1st Floor to 13 Floors, Block 3-Stilt Floor to 13 Floors and Block 4-1st Floor to 17 Floors, Total Dwelling units = 395 Nos, Amenities and Swimming pool) At T.S.No.2/5 & 2/6, Block -23,Ward-AM ,Pirattiyur Village,Tiruchirapalli West Taluk -Tiruchirapalli District / LPA / Corporation.

N
W E
S

OUTLINE SPECIFICATIONS :

1. P.C.C 1:4:8 FOR FOUNDATION AND P.C.C.1:5:10 FOR BASEMENT
2. BRICK WORK FOR SUPER STRUCTURE IN CM 1:5
3. PLASTERING IN CM 1:3 FOR CEILING AND CM 1:5 FOR WALL PLASTERING
4. R.C.C 1:2:4 FOR COLUMN, BEAM, SLAB,LINTEL AND SUB STRUCTURE
5. TEAK WOOD FRAME FOR DOORS AND WINDOWS WITH GLASS PANELS
6. BRICK JELLY LIME CONCRETE FOR WEATHERING COURSE WITH ONE COURSE OF PRESS TILES OR MANGALORE TILES OVER
7. THE WEATHERING COURSE
8. MOSAIC OR GRANITE FLOORING

DRAWING TITLE :

SECTION & ELEVATION

ALL DIMENSION ARE IN METRIC | SCALE 1 : 1000

COLOR INDEX

SITE BOUNDARY	
PROPOSED BLDG.	
DRIVEWAY	
EXISTING ROAD	

SIGNATURE OF OWNER / GPA.

For SOUTH INDIA BUILDERS PVT. LTD.,

Authorised Signatory

SIGNATURE OF STRUCTURAL ENGINEER.

Dr. J. SURESH, M.E., MIE., Ph.D.
Structural Engineer
Plot No. 155, VGP Laxmi, Nutan Street,
Kovilambakkam, Chennai - 600 117.
Reg. No. KE/2/12574 /2/2014
Reg. No. KE/2/20782/2019
Reg. No. GA2021/01/001/12/2021/001/001

SIGNATURE OF ARCHITECT.

VARSHA BHUVAN RD, ARCHI
ARCHITECT & TOWNSHIP DESIGNER
NO.01 M. CA/2014/01/01
COUNCIL OF ARCHITECTURE
A.R. COMPLEX, FIRST FLOOR,
1090, 91st, NUMG, CHENNAI 600 091

SHEET NO : 14 / 22

BLOCK : 3

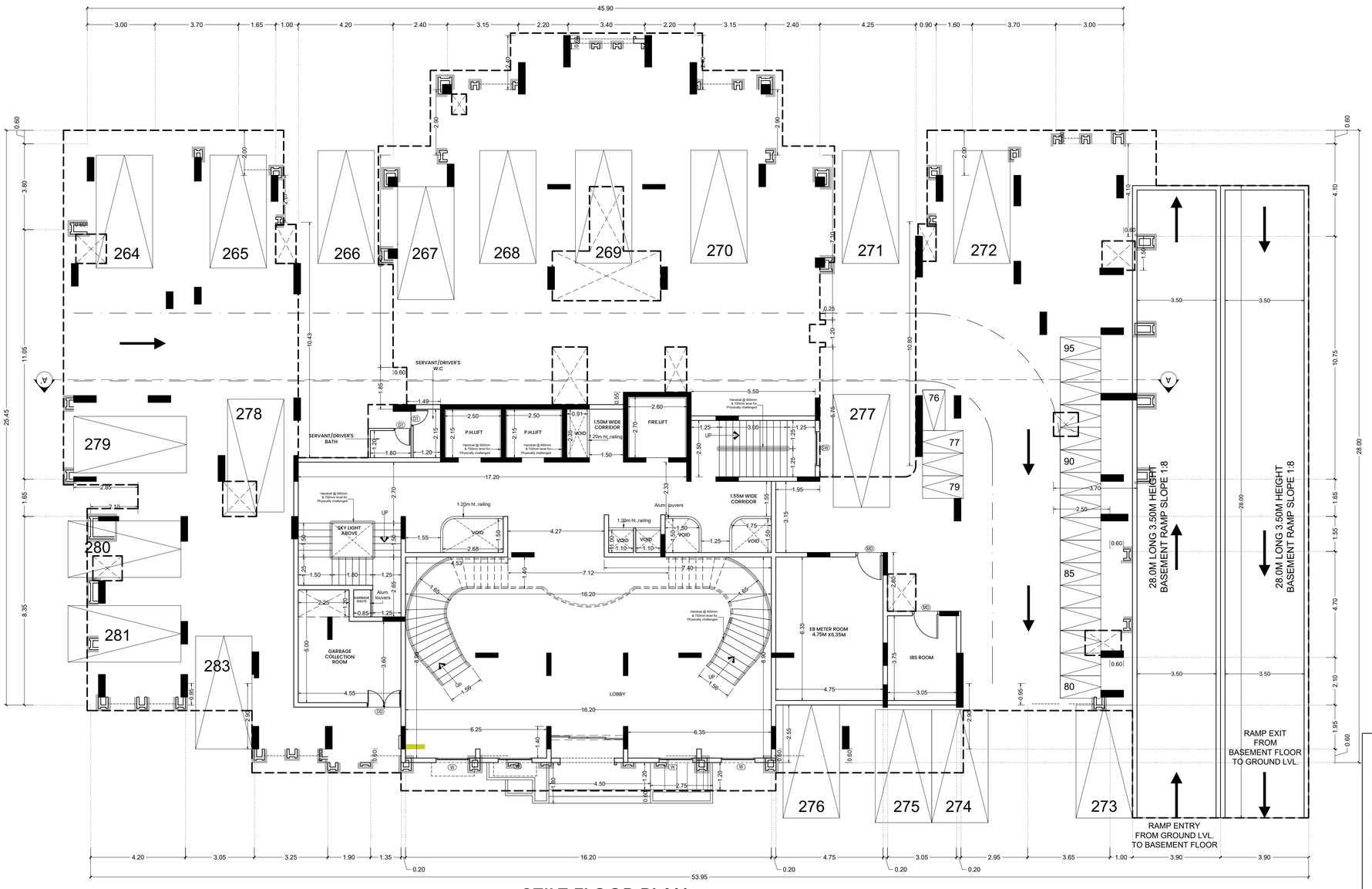

STILT FLOOR PLAN

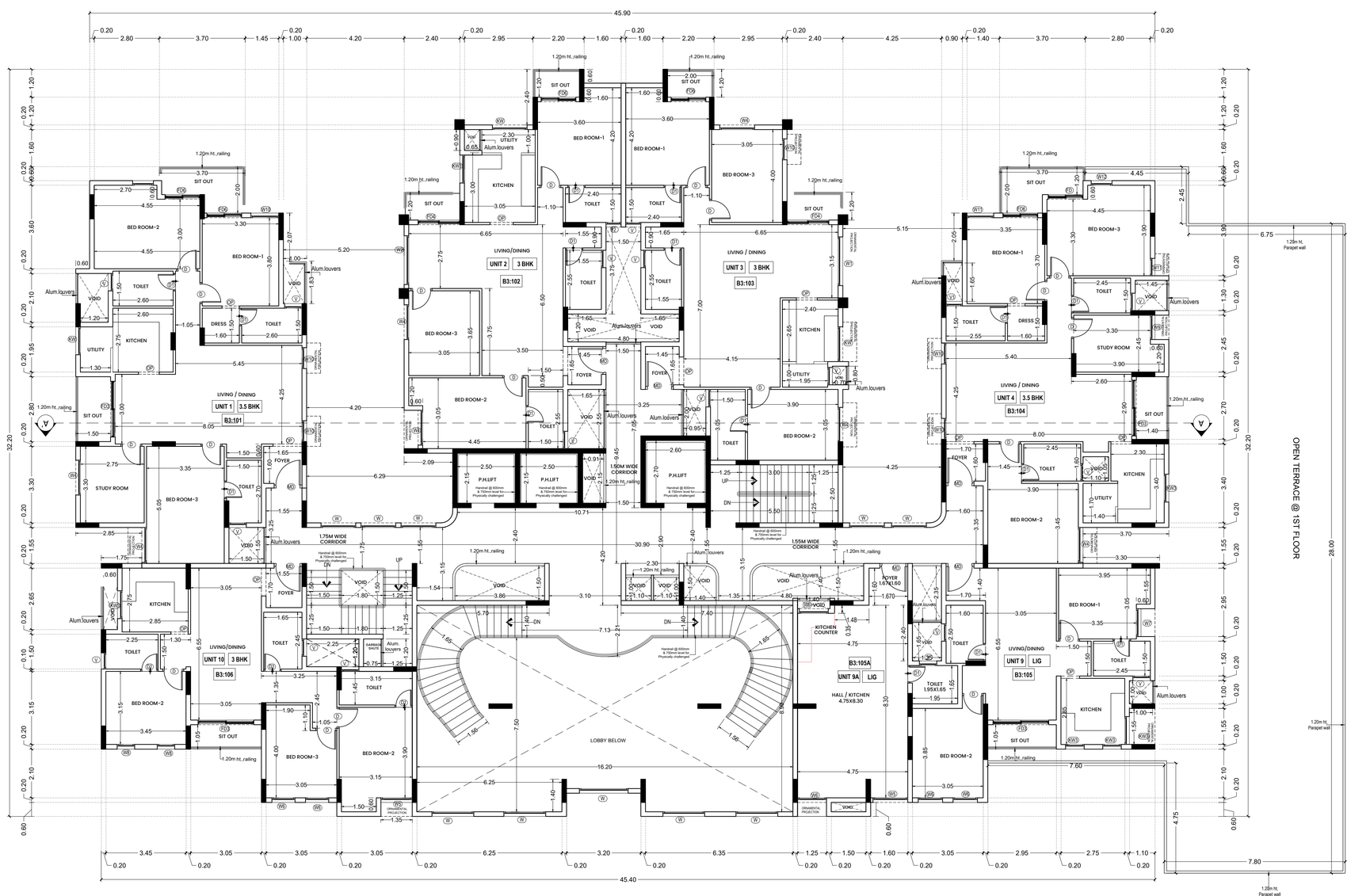

1ST FLOOR PLAN

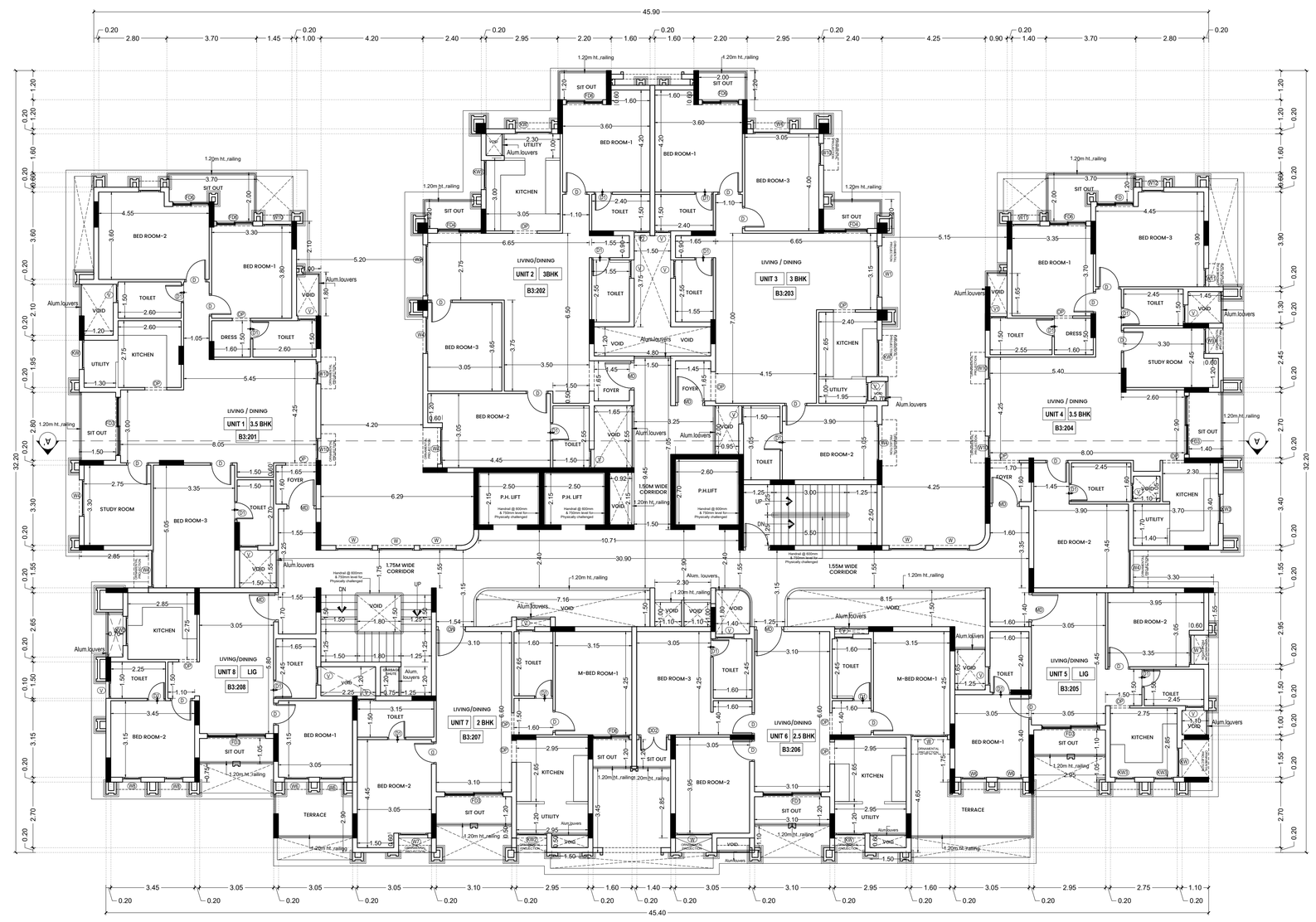

2ND FLOOR PLAN

Plan Showing The Proposed Construction of High Rise Residential Building Consisting of 4 Blocks with Combined extended Basement Floor, Block 1-Stilt Floor to 13 Floors , Block 2 & Block 4 Combined stilt floor, Block 2- 1st Floor to 13 Floors, Block 3-Stilt Floor to 13 Floors and Block 4-1st Floor to 17 Floors, Total Dwelling units = 395 Nos, Amenities and Swimming pool) At T.S.No.2/5 & 2/6, Block -23,Ward-AM ,Pirattiyur Village,Tiruchirapalli West Taluk -Tiruchirapalli District / LPA / Corporation.

SCHEDULE OF JOINERY

S.No.	MARK	SIZE	DESCRIPTIONL.LVL	S.LVL	L.LVL
1	MD	1.20m X 2.10m	MAIN DOOR	0.0m	2.10m
2	D	0.90m X 2.10m	DOOR	0.0m	2.10m
3	D1	0.75m X 2.10m	DOOR	0.0m	2.10m
4	DD	1.50m X 2.10m	DOOR	0.0m	2.10m
5	GD	1.80m X 2.10m	DOOR	0.0m	2.10m
6	W	1.50m X 1.50m	WINDOW	0.9m	2.10m
7	W1	1.80m X 1.50m	WINDOW	0.9m	2.10m
8	W3	1.20m X 1.50m	WINDOW	0.9m	2.10m
9	W4	0.75m X 1.50m	WINDOW	0.9m	2.10m
10	W5	2.00m X 1.50m	WINDOW	0.9m	2.10m
11	CW	3.35m X 1.50m	WINDOW	0.9m	2.10m
12	CW1	1.00m X 1.50m	WINDOW	0.9m	2.10m
13	KW	1.50m X 1.10m	KITCHEN WINDOW (exhaust within the Window)	1.0m	2.10m
14	KW1	1.35m X 1.10m	KITCHEN WINDOW (exhaust within the Window)	1.0m	2.10m
15	KW2	1.8m X 1.10m	KITCHEN WINDOW (exhaust within the Window)	1.0m	2.10m
16	V	0.75m X 0.75m	VENTILATOR (exhaust within the Window)	1.35m	2.10m
17	TD	0.90m X 2.10m	TERRACE DOOR	0.15m	2.25m
18	TW	1.50m X 1.65m	TERRACE WINDOW	0.60m	2.25m
19	SW	1.35m X 1.65m	STAIRCASE WINDOW	0.60m	2.25m

N
W E
S

OUTLINE SPECIFICATIONS :

1. P.C.C 1:4:8 FOR FOUNDATION AND P.C.C.1:5:10 FOR BASEMENT
2. BRICK WORK FOR SUPER STRUCTURE IN CM 1:5
3. PLASTERING IN CM 1:3 FOR CEILING AND CM 1:5 FOR WALL PLASTERING
4. R.C.C 1:2:4 FOR COLUMN, BEAM, SLAB,LINTEL AND SUB STRUCTURE
5. TEAK WOOD FRAME FOR DOORS AND WINDOWS WITH GLASS PANELS
6. BRICK JELLY LIME CONCRETE FOR WEATHERING COURSE WITH ONE COURSE OF PRESS TILES OR MANGALORE TILES OVER
7. THE WEATHERING COURSE
8. MOSAIC OR GRANITE FLOORING

DRAWING TITLE :

FLOOR PLANS

ALL DIMENSION ARE IN METRIC | SCALE 1 : 100

COLOR INDEX

- SITE BOUNDARY
- PROPOSED BLDG.
- DRIVEWAY
- EXISTING ROAD

SIGNATURE OF OWNER / GPA.

For SOUTH INDIA SHUTTERS PVT. LTD.,

Authorised Signatory

SIGNATURE OF STRUCTURAL ENGINEER.

Dr. J. SURESH, M.E., M.I.E., Ph.D.
Structural Engineer
Plot No. 555, VGP Layout, Nulai Street,
Uthandi, Chennai - 600 119.
Reg. No. SE/1/2324/12/2014
Reg. No. RSE/160382019
Reg. No. GCC/DIST/SE/GH1/2021/07/005

SIGNATURE OF ARCHITECT.

VARSHA RAJAN (B. ARCH)
ARCHITECT & INTERIOR DESIGNER
REGD No: CA/95/18498
COUNCIL OF ARCHITECTURE
A.R. COMPLEX, FIRST FLOOR,
1090, P.H. ROAD, CHENNAI 600 084

SHEET NO : 15 / 22

BLOCK : 3

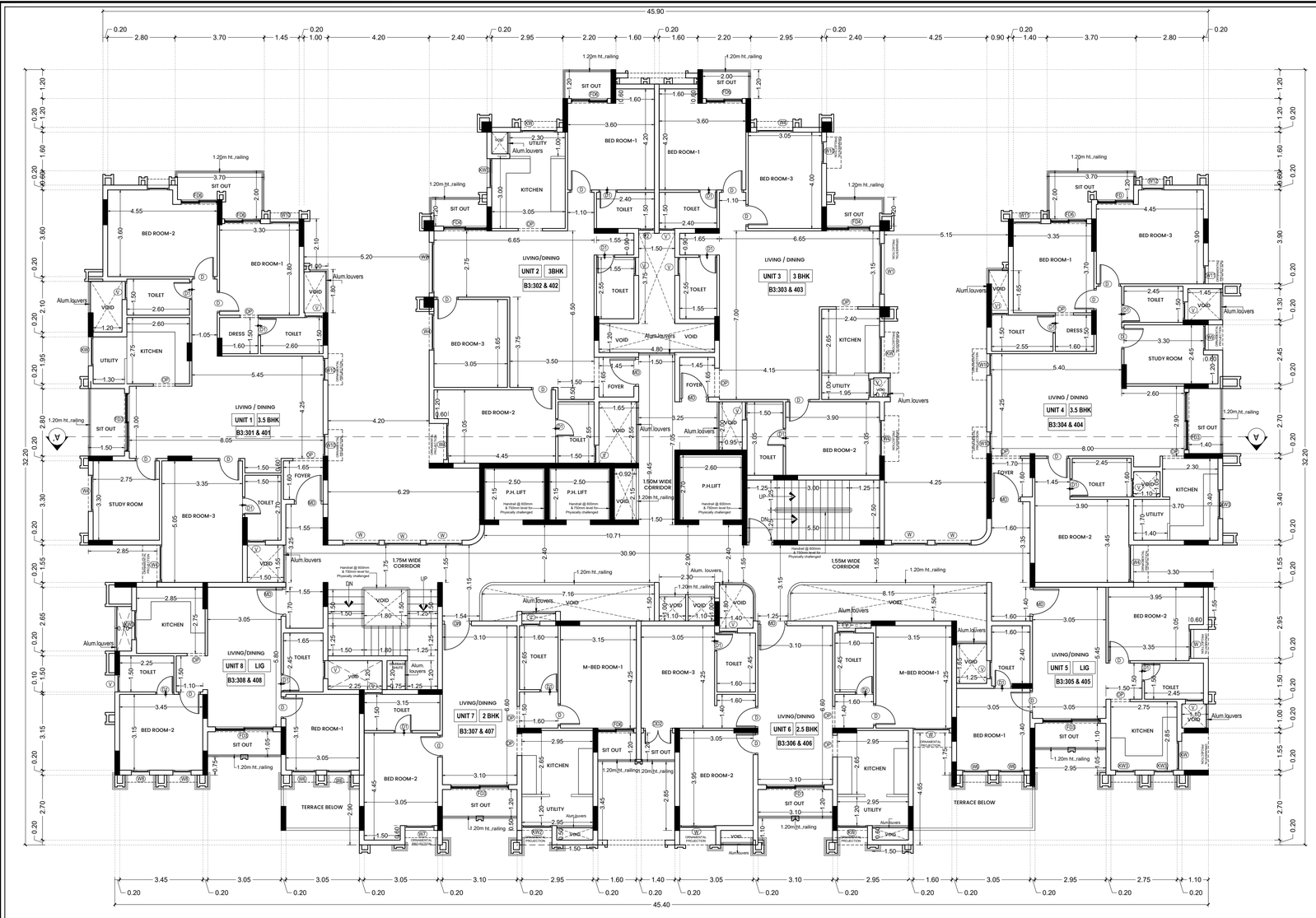

3RD&4TH FLOOR PLAN

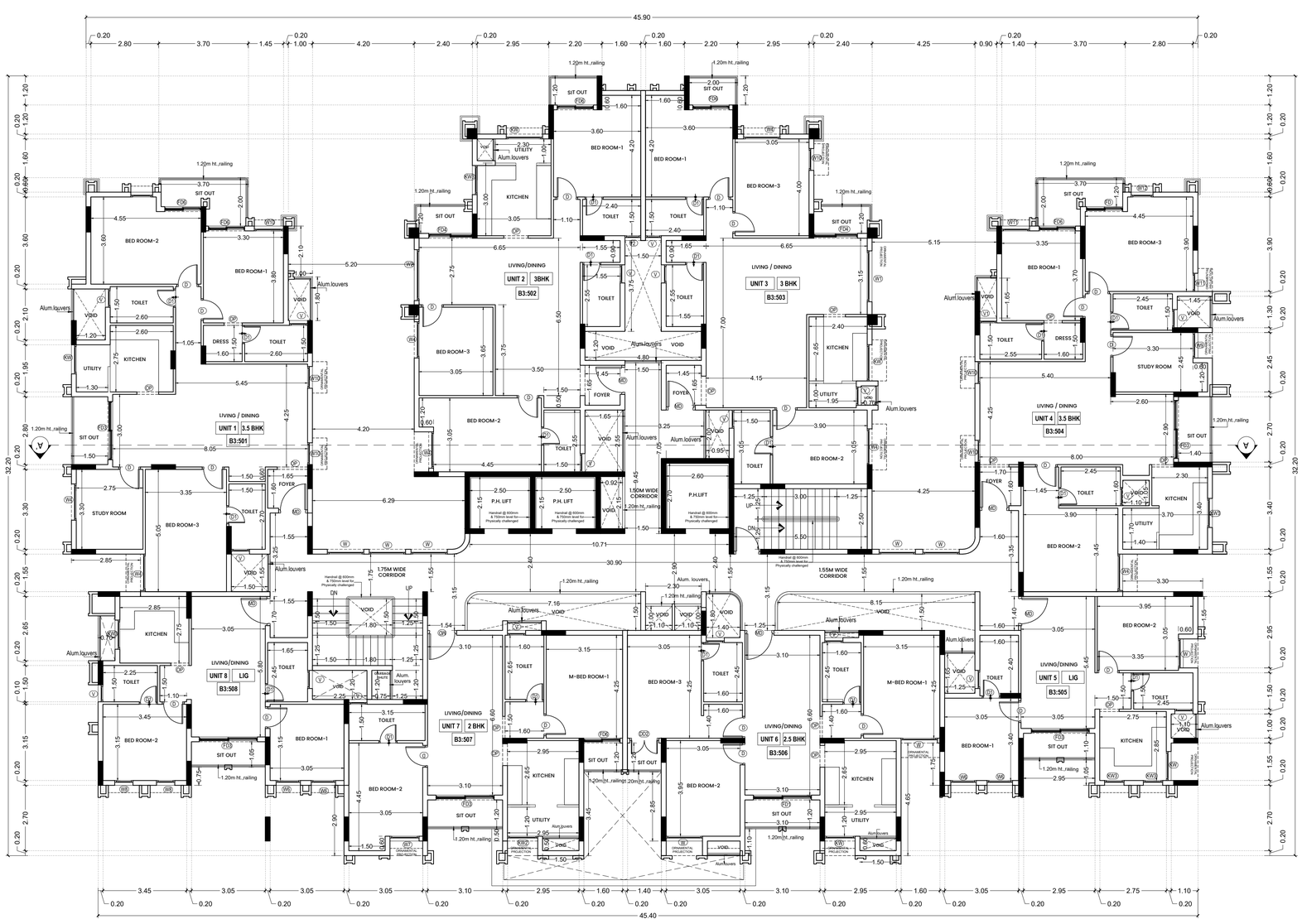

5th FLOOR PLAN

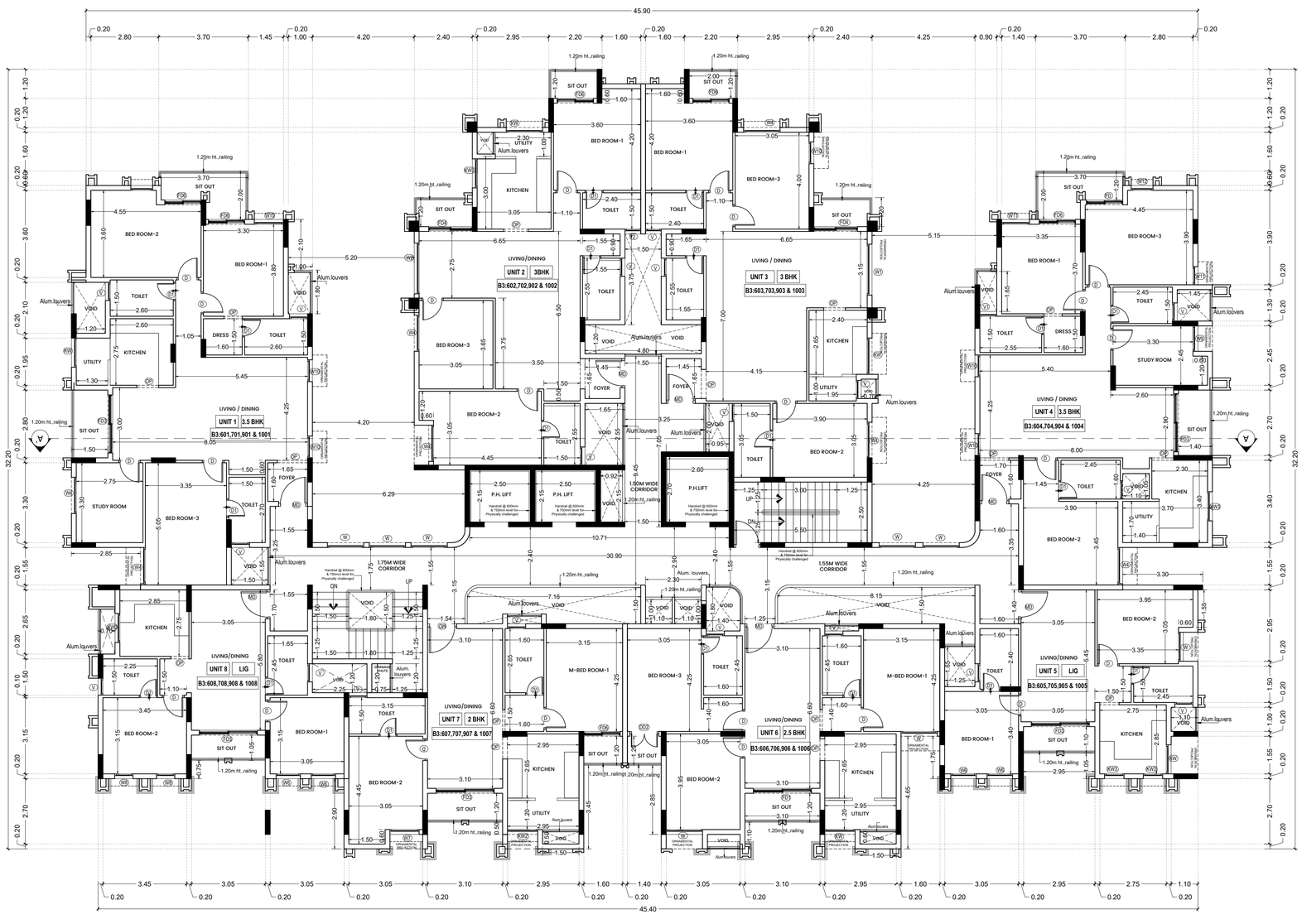

6TH,7TH,9TH&10th FLOOR PLAN

Plan Showing The Proposed Construction of High Rise Residential Building Consisting of 4 Blocks with Combined extended Basement Floor, Block 1-Stilt Floor to 13 Floors , Block 2 & Block 4 Combined stilt floor, Block 2- 1st Floor to 13 Floors, Block 3-Stilt Floor to 13 Floors and Block 4-1st Floor to 17 Floors, Total Dwelling units = 395 Nos, Amenities and Swimming pool) At T.S.No.2/5 & 2/6, Block -23,Ward-AM ,Pirattiyur Village,Tiruchirapalli West Taluk -Tiruchirapalli District / LPA / Corporation.

SCHEDULE OF JOINERY

S.No.	MARK	SIZE	DESCRIPTIONL.LVL	S.LVL	L.LVL
1	MD	1.20m X 2.10m	MAIN DOOR	0.0m	2.10m
2	D	0.90m X 2.10m	DOOR	0.0m	2.10m
3	D1	0.75m X 2.10m	DOOR	0.0m	2.10m
4	DD	1.50m X 2.10m	DOOR	0.0m	2.10m
5	GD	1.80m X 2.10m	DOOR	0.0m	2.10m
6	W	1.50m X 1.50m	WINDOW	0.9m	2.10m
7	W1	1.80m X 1.50m	WINDOW	0.9m	2.10m
8	W3	1.20m X 1.50m	WINDOW	0.9m	2.10m
9	W4	0.75m X 1.50m	WINDOW	0.9m	2.10m
10	W5	2.00m X 1.50m	WINDOW	0.9m	2.10m
11	CW	3.35m X 1.50m	WINDOW	0.9m	2.10m
12	CW1	1.00m X 1.50m	WINDOW	0.9m	2.10m
13	KW	1.50m X 1.10m	KITCHEN WINDOW (exhaust within the Window)	1.0m	2.10m
14	KW1	1.35m X 1.10m	KITCHEN WINDOW (exhaust within the Window)	1.0m	2.10m
15	KW2	1.8m X 1.10m	KITCHEN WINDOW (exhaust within the Window)	1.0m	2.10m
16	V	0.75m X 0.75m	VENTILATOR (exhaust within the Window)	1.35m	2.10m
17	TD	0.90m X 2.10m	TERRACE DOOR	0.15m	2.25m
18	TW	1.50m X 1.65m	TERRACE WINDOW	0.60m	2.25m
19	SW	1.35m X 1.65m	STAIRCASE WINDOW	0.60m	2.25m

OUTLINE SPECIFICATIONS :

1. P.C.C 1:4:8 FOR FOUNDATION AND P.C.C.1:5:10 FOR BASEMENT
2. BRICK WORK FOR SUPER STRUCTURE IN CM 1:5
3. PLASTERING IN CM 1:3 FOR CEILING AND CM 1:5 FOR WALL PLASTERING
4. R.C.C 1:2:4 FOR COLUMN, BEAM, SLAB,LINTEL AND SUB STRUCTURE
5. TEAK WOOD FRAME FOR DOORS AND WINDOWS WITH GLASS PANELS
6. BRICK JELLY LIME CONCRETE FOR WEATHERING COURSE WITH ONE COURSE OF PRESS TILES OR MANGALORE TILES OVER
7. THE WEATHERING COURSE
8. MOSAIC OR GRANITE FLOORING

N
W E
S

DRAWING TITLE :

FLOOR PLANS

ALL DIMENSION ARE IN METRIC

SCALE 1 : 100

COLOR INDEX

SITE BOUNDARY

PROPOSED BLDG.

DRIVEWAY

EXISTING ROAD

SIGNATURE OF OWNER / GPA.

For SOUTH INDIA SHUTTERS PVT. LTD.,

Authorised Signatory

SIGNATURE OF STRUCTURAL ENGINEER.

Dr. J. SURESH, M.E., MIE., Ph.D.
Structural Engineer
Plot No. 555, VGP Layout, Mulai Street,
Uthandi, Chennai - 600 119.
Reg. No. SE/1/2024/2/0014
Reg. No. KSE/1003/2019
Reg. No. CGLDST/SE/GH/2024/07/005

SIGNATURE OF ARCHITECT.

VARSHA PAVAN (B. ARCH)
ARCHITECT & INTERIOR DESIGNER
REGD NO: CA/95/18438
COUNCIL OF ARCHITECTURE
A.R. COMPLEX, FIRST FLOOR,
1090, P.H. ROAD, CHENNAI 600 084

SHEET NO : 16 / 22

BLOCK : 3

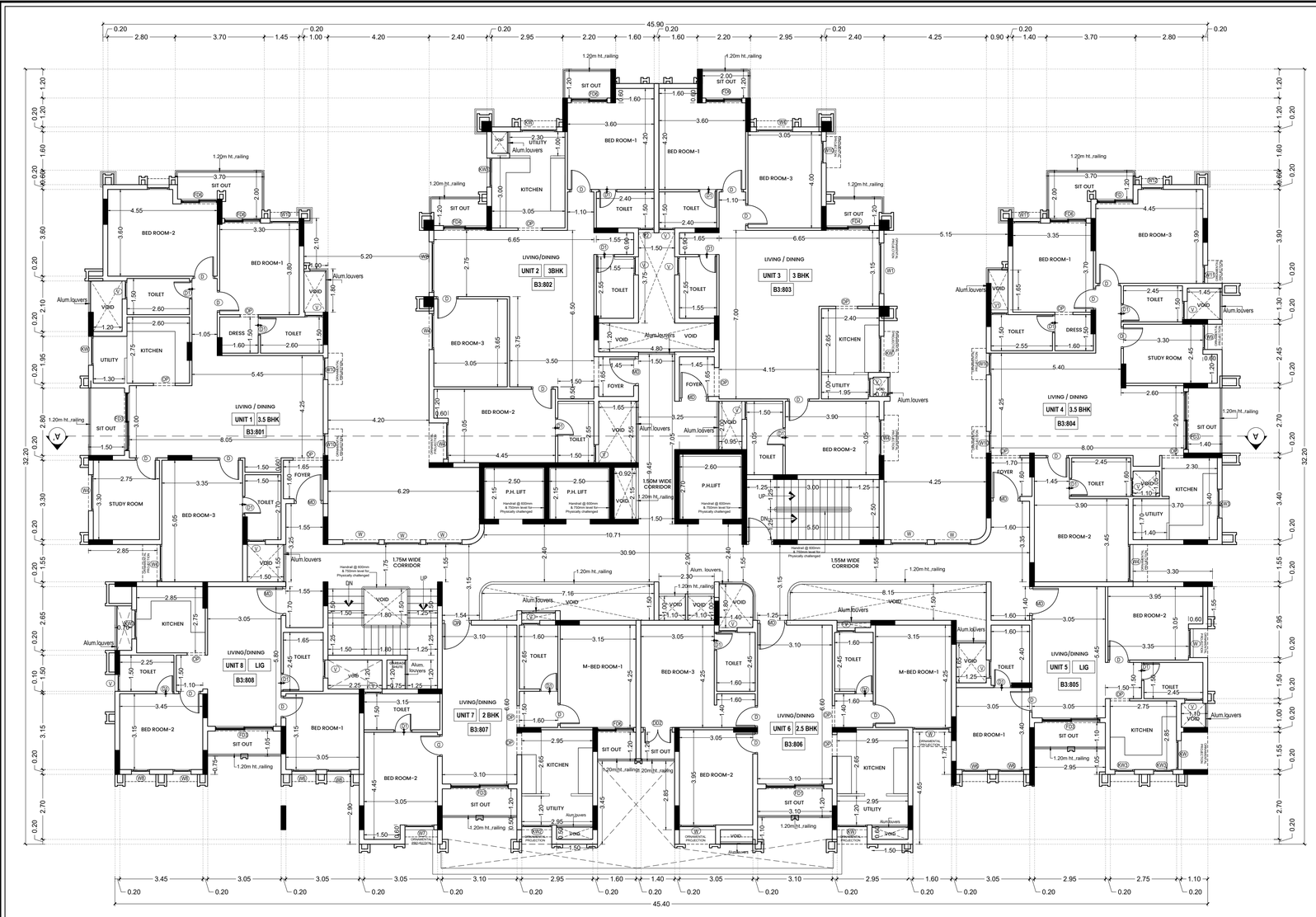

8th FLOOR PLAN

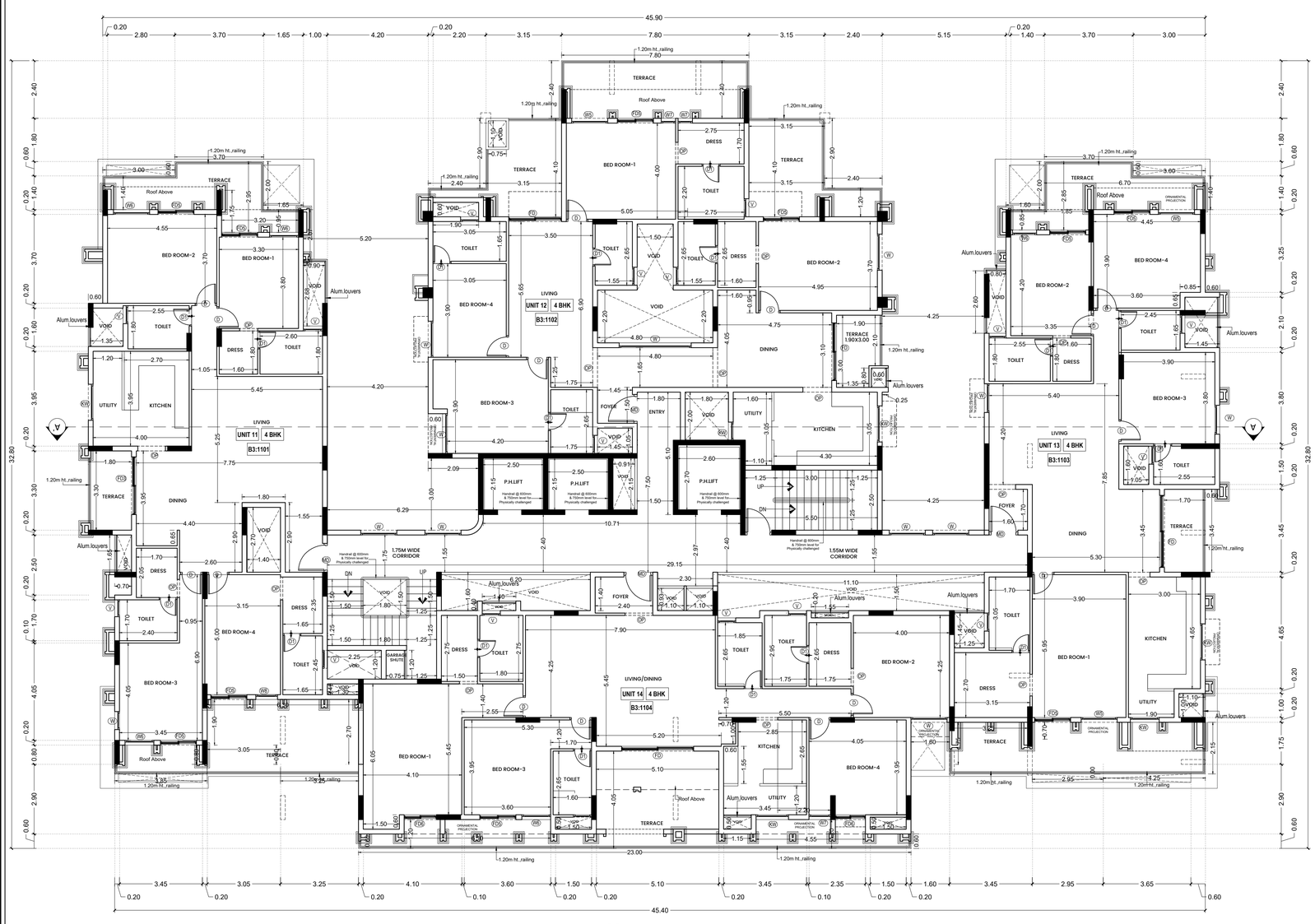

11TH FLOOR

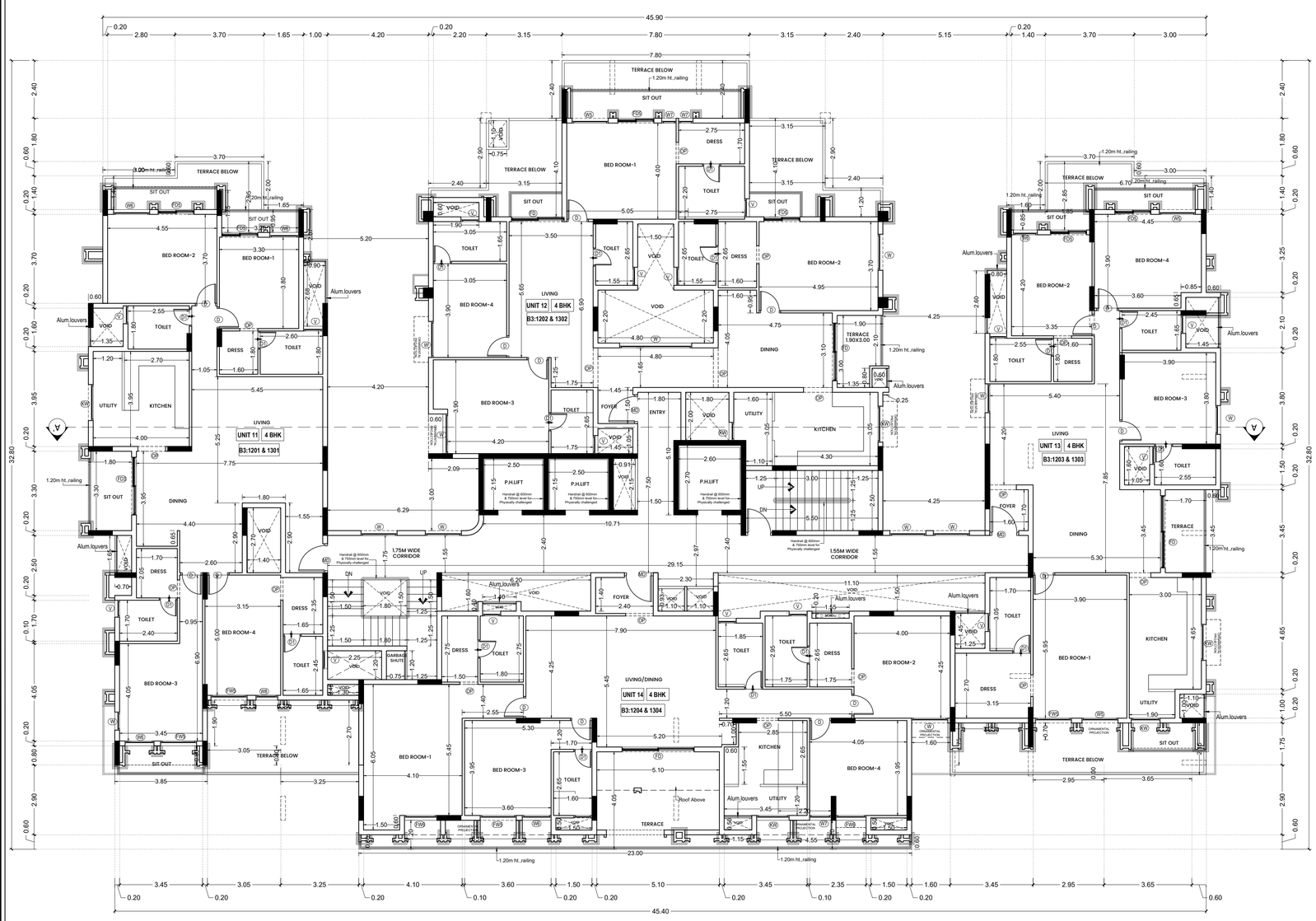

12TH & 13TH FLOOR PLAN

Plan Showing The Proposed Construction of High Rise Residential Building Consisting of 4 Blocks with Combined extended Basement Floor, Block 1-Stilt Floor to 13 Floors , Block 2 & Block 4 Combined stilt floor,
Block 2- 1st Floor to 13 Floors, Block 3-Stilt Floor to 13 Floors and Block 4-1st Floor to 17 Floors, Total Dwelling units = 395 Nos, Amenities and Swimming pool) At T.S.No.2/5 & 2/6, Block -23,Ward-AM ,Pirattiyur Village,Tiruchirapalli West Taluk -Tiruchirapalli District / LPA / Corporation.

SCHEDULE OF JOINERY

S.No.	MARK	SIZE	DESCRIPTIONL.LVL	S.LVL	L.LVL
1	MD	1.20m X 2.10m	MAIN DOOR	0.0m	2.10m
2	D	0.90m X 2.10m	DOOR	0.0m	2.10m
3	D1	0.75m X 2.10m	DOOR	0.0m	2.10m
4	DD	1.50m X 2.10m	DOOR	0.0m	2.10m
5	GD	1.80m X 2.10m	DOOR	0.0m	2.10m
6	W	1.50m X 1.50m	WINDOW	0.9m	2.10m
7	W1	1.80m X 1.50m	WINDOW	0.9m	2.10m
8	W3	1.20m X 1.50m	WINDOW	0.9m	2.10m
9	W4	0.75m X 1.50m	WINDOW	0.9m	2.10m
10	W5	2.00m X 1.50m	WINDOW	0.9m	2.10m
11	CW	3.35m X 1.50m	WINDOW	0.9m	2.10m
12	CW1	1.00m X 1.50m	WINDOW	0.9m	2.10m
13	KW	1.50m X 1.10m	KITCHEN WINDOW (exhaust within the Window)	1.0m	2.10m
14	KW1	1.35m X 1.10m	KITCHEN WINDOW (exhaust within the Window)	1.0m	2.10m
15	KW2	1.8m X 1.10m	KITCHEN WINDOW (exhaust within the Window)	1.0m	2.10m
16	V	0.75m X 0.75m	VENTILATOR (exhaust within the Window)	1.35m	2.10m
17	TD	0.90m X 2.10m	TERRACE DOOR	0.15m	2.25m
18	TW	1.50m X 1.65m	TERRACE WINDOW	0.60m	2.25m
19	SW	1.35m X 1.65m	STAIRCASE WINDOW	0.60m	2.25m

OUTLINE SPECIFICATIONS :

1. P.C.C 1:4:8 FOR FOUNDATION AND P.C.C.1:5:10 FOR BASEMENT
2. BRICK WORK FOR SUPER STRUCTURE IN CM 1:5
3. PLASTERING IN CM 1:3 FOR CEILING AND CM 1:5 FOR WALL PLASTERING
4. R.C.C 1:2:4 FOR COLUMN, BEAM, SLAB,LINTEL AND SUB STRUCTURE
5. TEAK WOOD FRAME FOR DOORS AND WINDOWS WITH GLASS PANELS
6. BRICK JELLY LIME CONCRETE FOR WEATHERING COURSE WITH ONE COURSE OF PRESS TILES OR MANGALORE TILES OVER
7. THE WEATHERING COURSE
8. MOSAIC OR GRANITE FLOORING

DRAWING TITLE :

FLOOR PLANS

ALL DIMENSION ARE IN METRIC | SCALE 1 : 100

COLOR INDEX

- SITE BOUNDARY
- PROPOSED BLDG.
- DRIVEWAY
- EXISTING ROAD

SIGNATURE OF OWNER / GPA.

For SOUTH INDIA SHUTTERS PVT. LTD.,

Authorised Signatory

SIGNATURE OF STRUCTURAL ENGINEER.

Dr. J. SURESH, M.E., MIE., Ph.D.
Structural Engineer
Plot No. 555, VGP Layout, Mullai Street,
Uthandi, Chennai - 600 119.
Reg. No. SE/1/2021/2/0014
Reg. No. NSE/0078/2019
Reg. No. CGB/STR/SE/CH/1/2019/07/005

SIGNATURE OF ARCHITECT.

VARSHA PAVAN (B. ARCH)
ARCHITECT & INTERIOR DESIGNER
REGD No. CA/95/18498
COUNCIL OF ARCHITECTURE
A.R. COMPLEX, FIRST FLOOR,
10VG. P.H. ROAD, CHENNAI 600 005

SHEET NO : 17 / 22

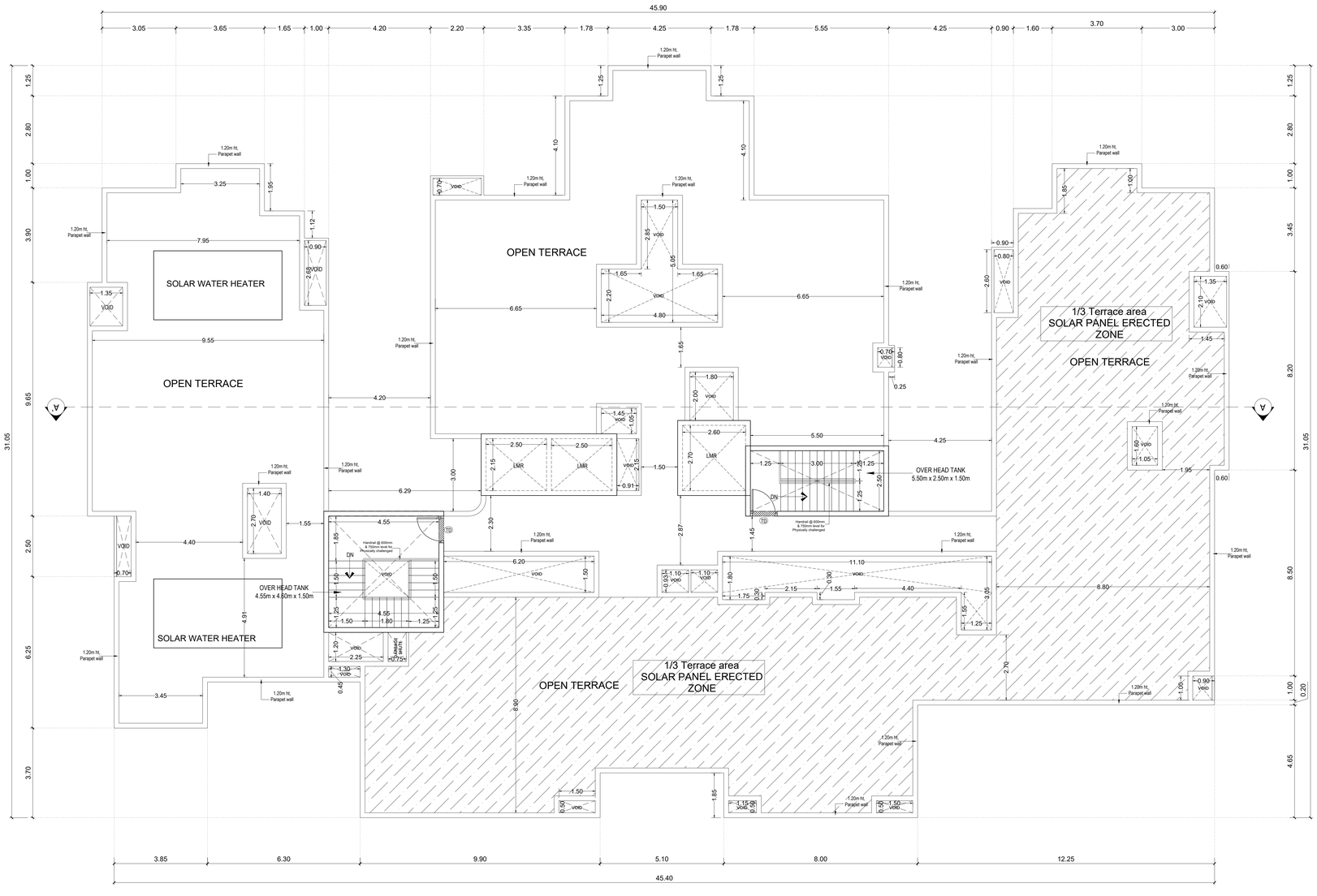

TERRACE FLOOR PLAN

BLOCK : 3

Plan Showing The Proposed Construction of High Rise Residential Building Consisting of 4 Blocks with Combined extended Basement Floor, Block 1-Stilt Floor to 13 Floors , Block 2 & Block 4 Combined stilt floor,
Block 2- 1st Floor to 13 Floors, Block 3-Stilt Floor to 13 Floors and Block 4-1st Floor to 17 Floors, Total Dwelling units = 395 Nos, Amenities and Swimming pool) At T.S.No.2/5 & 2/6, Block -23,Ward-AM ,Pirattiyur Village,Tiruchirapalli West Taluk -Tiruchirapalli District / LPA / Corporation.

SCHEDULE OF JOINERY

S.No.	MARK	SIZE	DESCRIPTION/L.VL	S.LVL	L.LVL
1	MD	1.20m X 2.10m	MAIN DOOR	0.0m	2.10m
2	D	0.90m X 2.10m	DOOR	0.0m	2.10m
3	D1	0.75m X 2.10m	DOOR	0.0m	2.10m
4	DD	1.50m X 2.10m	DOOR	0.0m	2.10m
5	GD	1.80m X 2.10m	DOOR	0.0m	2.10m
6	W	1.50m X 1.50m	WINDOW	0.9m	2.10m
7	W1	1.80m X 1.50m	WINDOW	0.9m	2.10m
8	W3	1.20m X 1.50m	WINDOW	0.9m	2.10m
9	W4	0.75m X 1.50m	WINDOW	0.9m	2.10m
10	W5	2.00m X 1.50m	WINDOW	0.9m	2.10m
11	CW	3.35m X 1.50m	WINDOW	0.9m	2.10m
12	CW1	1.00m X 1.50m	WINDOW	0.9m	2.10m
13	KW	1.50m X 1.10m	KITCHEN WINDOW (exhaust within the Window)	1.0m	2.10m
14	KW1	1.35m X 1.10m	KITCHEN WINDOW (exhaust within the Window)	1.0m	2.10m
15	KW2	1.8m X 1.10m	KITCHEN WINDOW (exhaust within the Window)	1.0m	2.10m
16	V	0.75m X 0.75m	VENTILATOR (exhaust within the Window)	1.35m	2.10m
17	TD	0.90m X 2.10m	TERRACE DOOR	0.15m	2.25m
18	TW	1.50m X 1.65m	TERRACE WINDOW	0.60m	2.25m
19	SW	1.35m X 1.65m	STAIRCASE WINDOW	0.60m	2.25m

N
W E
S

OUTLINE SPECIFICATIONS :

1. P.C.C 1:4:8 FOR FOUNDATION AND P.C.C 1:5:10 FOR BASEMENT
2. BRICK WORK FOR SUPER STRUCTURE IN CM 1:5
3. PLASTERING IN CM 1:3 FOR CEILING AND CM 1:5 FOR WALL PLASTERING
4. R.C.C 1:2:4 FOR COLUMN, BEAM, SLAB,LINTEL AND SUB STRUCTURE
5. TEAK WOOD FRAME FOR DOORS AND WINDOWS WITH GLASS PANELS
6. BRICK JELLY LIME CONCRETE FOR WEATHERING COURSE WITH ONE COURSE OF PRESS TILES OR MANGALORE TILES OVER
7. THE WEATHERING COURSE
8. MOSAIC OR GRANITE FLOORING

DRAWING TITLE :

FLOOR PLAN

ALL DIMENSION ARE IN METRIC | SCALE 1 : 100

SIGNATURE OF OWNER / GPA.

For SOUTH INDIA PROPERTIES PVT LTD.,

Authorised Signatory

COLOR INDEX

- SITE BOUNDARY
- PROPOSED BLDG.
- DRIVEWAY
- EXISTING ROAD

SIGNATURE OF STRUCTURAL ENGINEER.

Dr. J. SURESH, M.E., MIE., PH.D
Structural Engineer
Plot No. 1, Ground Floor, Second Street,
Sakthi Vinayagar Nagar, Extn,
Regn. No. NE/1/2004/12/0004
Reg. No. NE/1/0010019
Regn. No. CC/2017/01/01/2017/01/001

SIGNATURE OF ARCHITECT.

VARSHA RAJAN, B. ARCH
ARCHITECT & PLANNING DESIGNER
REGD NO. CA/99/16439
COUNCIL OF ARCHITECTURE
A.R. COMPLEX, FIRST FLOOR,
1090, POH, ROMA, CHENNAI 600 054

SHEET NO : 18 / 22

BLOCK : 3

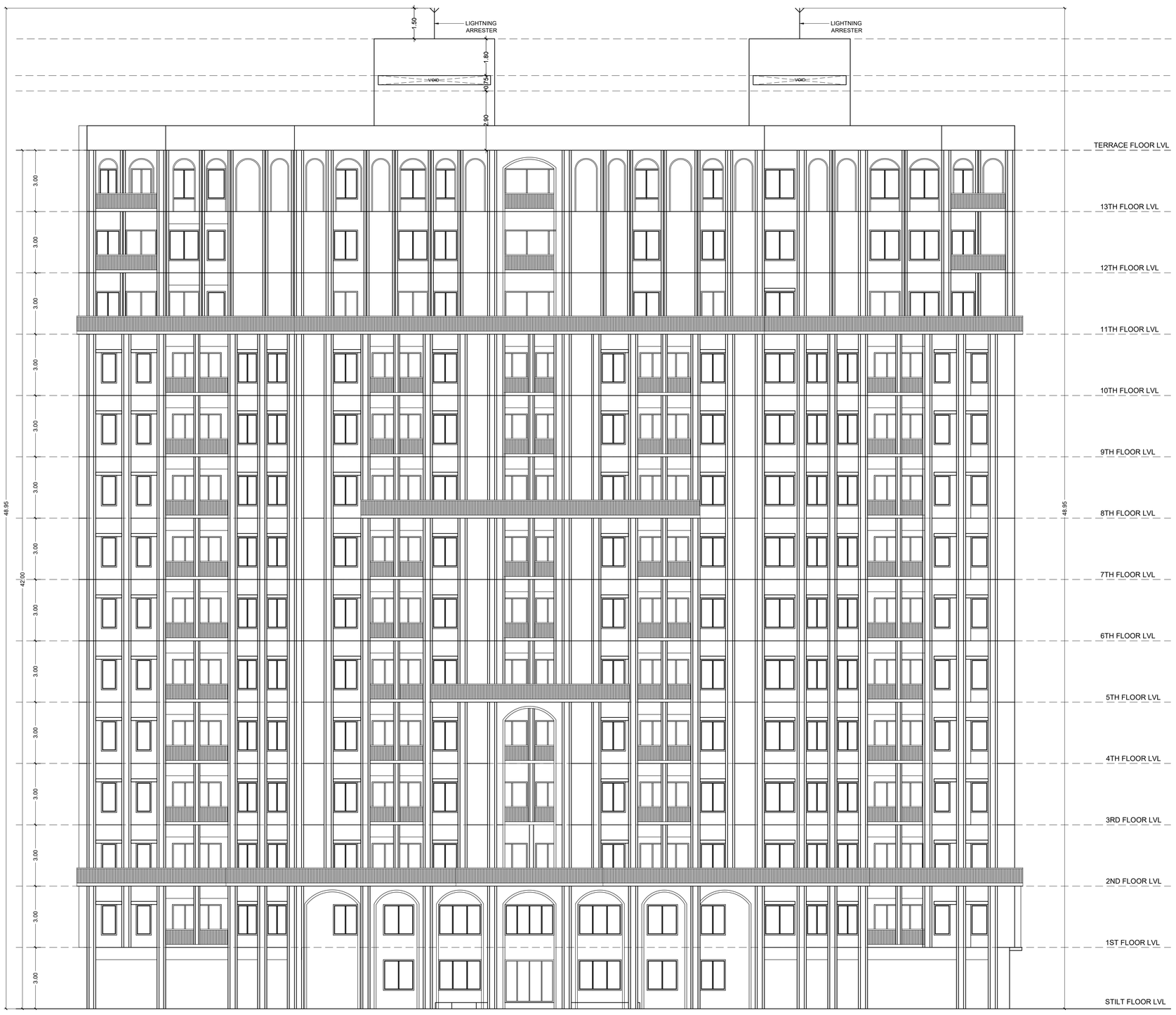

ELEVATION

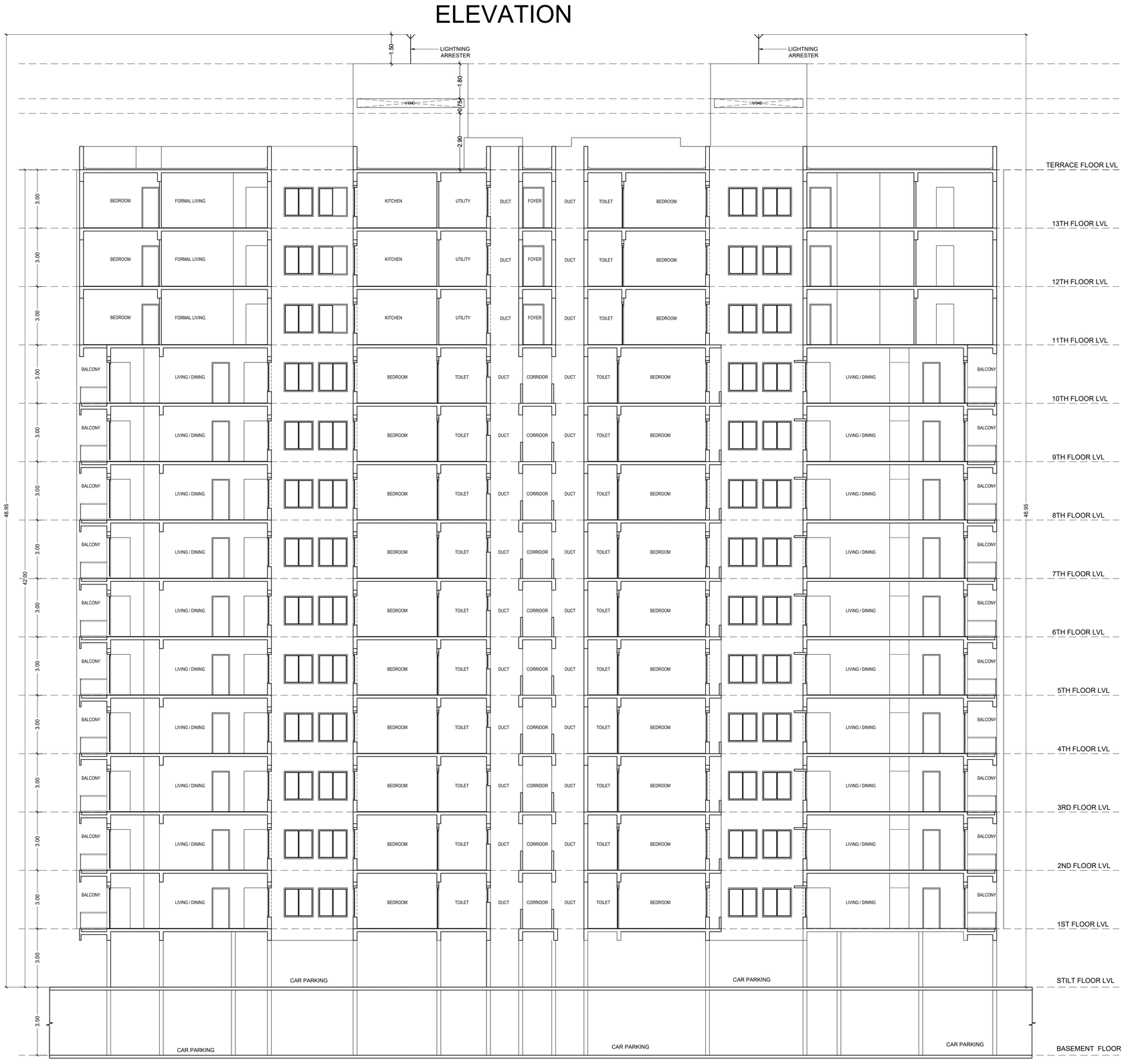

SECTION - A-A

Plan Showing The Proposed Construction of High Rise Residential Building Consisting of 4 Blocks with Combined extended Basement Floor, Block 1-Stilt Floor to 13 Floors , Block 2 & Block 4 Combined stilt floor,
Block 2- 1st Floor to 13 Floors, Block 3-Stilt Floor to 13 Floors and Block 4-1st Floor to 17 Floors, Total Dwelling units = 395 Nos, Amenities and Swimming pool) At T.S.No.2/5 & 2/6, Block -23,Ward-AM ,Pirattiyur Village,Tiruchirapalli West Taluk -Tiruchirapalli District / LPA / Corporation.

SCHEDULE OF JOINERY

S.No.	MARK	SIZE	DESCRIPTIONL.LVL	S.LVL	L.LVL
1	MD	1.20m X 2.10m	MAIN DOOR	0.0m	2.10m
2	D	0.90m X 2.10m	DOOR	0.0m	2.10m
3	D1	0.75m X 2.10m	DOOR	0.0m	2.10m
4	DD	1.50m X 2.10m	DOOR	0.0m	2.10m
5	GD	1.80m X 2.10m	DOOR	0.0m	2.10m
6	W	1.50m X 1.50m	WINDOW	0.9m	2.10m
7	W1	1.80m X 1.50m	WINDOW	0.9m	2.10m
8	W3	1.20m X 1.50m	WINDOW	0.9m	2.10m
9	W4	0.75m X 1.50m	WINDOW	0.9m	2.10m
10	W5	2.00m X 1.50m	WINDOW	0.9m	2.10m
11	CW	3.35m X 1.50m	WINDOW	0.9m	2.10m
12	CW1	1.00m X 1.50m	WINDOW	0.9m	2.10m
13	KW	1.50m X 1.10m	KITCHEN WINDOW (exhaust within the Window)	1.0m	2.10m
14	KW1	1.35m X 1.10m	KITCHEN WINDOW (exhaust within the Window)	1.0m	2.10m
15	KW2	1.8m X 1.10m	KITCHEN WINDOW (exhaust within the Window)	1.0m	2.10m
16	V	0.75m X 0.75m	VENTILATOR (exhaust within the Window)	1.35m	2.10m
17	TD	0.90m X 2.10m	TERRACE DOOR	0.15m	2.25m
18	TW	1.50m X 1.65m	TERRACE WINDOW	0.60m	2.25m
19	SW	1.35m X 1.65m	STAIRCASE WINDOW	0.60m	2.25m

N
W E
S

OUTLINE SPECIFICATIONS :

1. P.C.C 1:4:8 FOR FOUNDATION AND P.C.C.1:5:10 FOR BASEMENT
2. BRICK WORK FOR SUPER STRUCTURE IN CM 1:5
3. PLASTERING IN CM 1:3 FOR CEILING AND CM 1:5 FOR WALL PLASTERING
4. R.C.C 1:2:4 FOR COLUMN, BEAM, SLAB,LINTEL AND SUB STRUCTURE
5. TEAK WOOD FRAME FOR DOORS AND WINDOWS WITH GLASS PANELS
6. BRICK JELLY LIME CONCRETE FOR WEATHERING COURSE WITH ONE COURSE OF PRESS TILES OR MANGALORE TILES OVER
7. THE WEATHERING COURSE
8. MOSAIC OR GRANITE FLOORING

DRAWING TITLE :

SECTION & ELEVATION

ALL DIMENSION ARE IN METRIC | SCALE 1 : 100

COLOR INDEX

SITE BOUNDARY	
PROPOSED BLDG.	
DRIVEWAY	
EXISTING ROAD	

SIGNATURE OF OWNER / GPA.

For SOUTH INDIA SHUTTERS PVT. LTD.,

Authorised Signatory

SIGNATURE OF STRUCTURAL ENGINEER.

Dr. J. SURESH, M.E., MIE., Ph.D.
Structural Engineer
Plot No. 555, VGP Layout, Mullai Street,
Uthandi, Chennai - 600 119.
Reg. No. SE/1/2024/2/0014
Reg. No. KSE/00782019
Reg. No. CGLDIST/SE/GNF/2024/071005

SIGNATURE OF ARCHITECT.

VARSHA BALAN (B. ARCH)
ARCHITECT & SUPERVISOR DESIGNER
REGD NO: CA/95/18439
COUNCIL OF ARCHITECTURE
A.R. COMPLEX, 1ST FLOOR,
100, P.H. ROAD, CHENNAI 600 084

SHEET NO : 19 / 22

BLOCK : 4

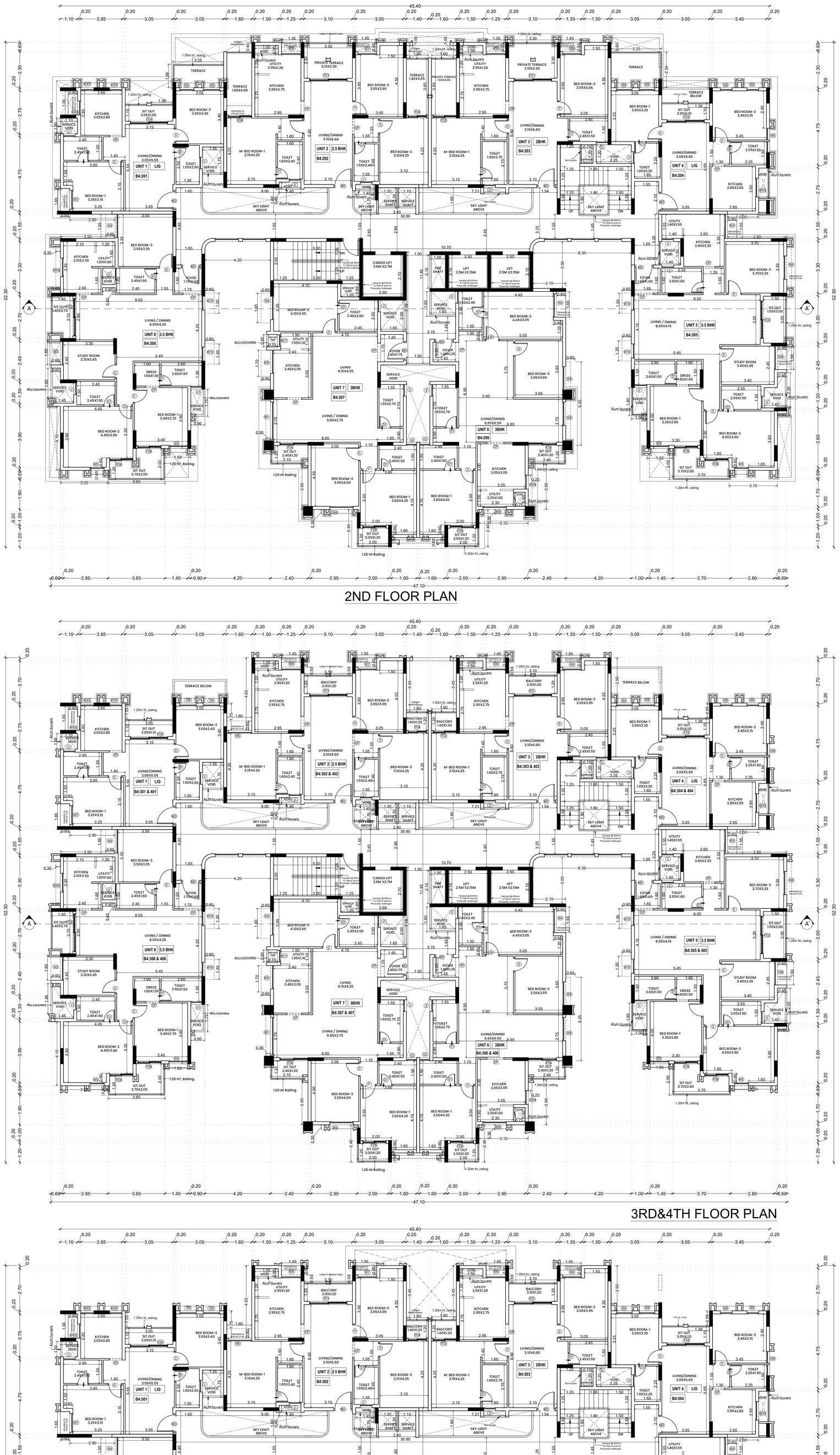

2ND FLOOR PLAN

3RD&4TH FLOOR PLAN

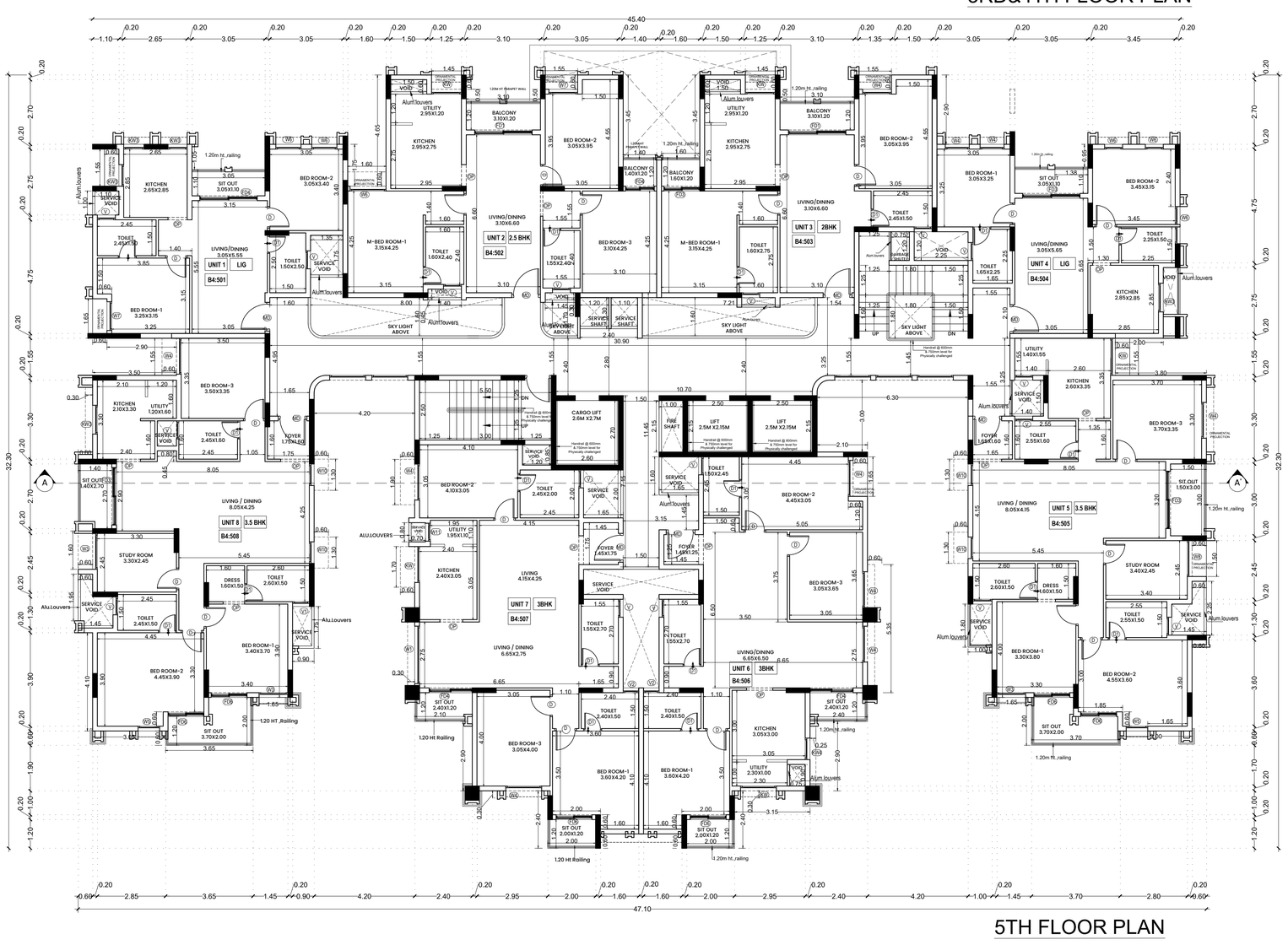

5TH FLOOR PLAN

Plan Showing The Proposed Construction of High Rise Residential Building Consisting of 4 Blocks with Combined extended Basement Floor, Block 1-Stilt Floor to 13 Floors , Block 2 & Block 4 Combined stilt floor, Block 2- 1st Floor to 13 Floors, Block 3-Stilt Floor to 13 Floors and Block 4-1st Floor to 17 Floors, Total Dwelling units = 395 Nos, Amenities and Swimming pool) At T.S.No.2/5 & 2/6, Block -23,Ward-AM ,Pirattiyur Village,Tiruchirapalli West Taluk -Tiruchirapalli District / LPA / Corporation.

SCHEDULE OF JOINERY

S.No.	MARK	SIZE	DESCRIPTIONL.LVL	S.LVL	L.LVL
1	MD	1.20m X 2.10m	MAIN DOOR	0.0m	2.10m
2	D	0.90m X 2.10m	DOOR	0.0m	2.10m
3	D1	0.75m X 2.10m	DOOR	0.0m	2.10m
4	DD	1.50m X 2.10m	DOOR	0.0m	2.10m
5	GD	1.80m X 2.10m	DOOR	0.0m	2.10m
6	W	1.50m X 1.50m	WINDOW	0.9m	2.10m
7	W1	1.80m X 1.50m	WINDOW	0.9m	2.10m
8	W3	1.20m X 1.50m	WINDOW	0.9m	2.10m
9	W4	0.75m X 1.50m	WINDOW	0.9m	2.10m
10	W5	2.00m X 1.50m	WINDOW	0.9m	2.10m
11	CW	3.35m X 1.50m	WINDOW	0.9m	2.10m
12	CW1	1.00m X 1.50m	WINDOW	0.9m	2.10m
13	KW	1.50m X 1.10m	KITCHEN WINDOW (exhaust within the Window)	1.0m	2.10m
14	KW1	1.35m X 1.10m	KITCHEN WINDOW (exhaust within the Window)	1.0m	2.10m
15	KW2	1.8m X 1.10m	KITCHEN WINDOW (exhaust within the Window)	1.0m	2.10m
16	V	0.75m X 0.75m	VENTILATOR (exhaust within the Window)	1.35m	2.10m
17	TD	0.90m X 2.10m	TERRACE DOOR	0.15m	2.25m
18	TW	1.50m X 1.65m	TERRACE WINDOW	0.60m	2.25m
19	SW	1.35m X 1.65m	STAIRCASE WINDOW	0.60m	2.25m

N

W E

S

OUTLINE SPECIFICATIONS :

1. P.C.C 1:4:8 FOR FOUNDATION AND P.C.C.1:5:10 FOR BASEMENT
2. BRICK WORK FOR SUPER STRUCTURE IN CM 1:5
3. PLASTERING IN CM 1:3 FOR CEILING AND CM 1:5 FOR WALL PLASTERING
4. R.C.C 1:2:4 FOR COLUMN, BEAM, SLAB,LINTEL AND SUB STRUCTURE
5. TEAK WOOD FRAME FOR DOORS AND WINDOWS WITH GLASS PANELS
6. BRICK JELLY LIME CONCRETE FOR WEATHERING COURSE WITH ONE COURSE OF PRESS TILES OR MANGALORE TILES OVER
7. THE WEATHERING COURSE
8. MOSAIC OR GRANITE FLOORING

DRAWING TITLE :

FLOOR PLANS

ALL DIMENSION ARE IN METRIC

SCALE 1 : 100

COLOR INDEX

SITE BOUNDARY

PROPOSED BLDG.

DRIVEWAY

EXISTING ROAD

SIGNATURE OF OWNER / GPA.

For SOUTH INDIA SHELTERS PVT. LTD.,

Authorised Signatory

SIGNATURE OF STRUCTURAL ENGINEER.

Dr. J. SURESH, M.E., MIE., Ph.D.
Structural Engineer
Plot No. 555, VGP Layout, Mullai Street,
Uthandi, Chennai - 600 119.
Reg. No. SE/1/2024/2/0014
Reg. No. RSE/1003/2019
Reg. No. GBD/STR/1/Ch1/2241/07/005

SIGNATURE OF ARCHITECT.

VARSHA RAJAN B. ARCH
ARCHITECT & VISION DESIGNER
REGD NO. CA/95/18498
COUNCIL OF ARCHITECTURE
A.R. COMPLEX, FIRST FLOOR,
109G, P.H. ROAD, CHENNAI 600 084

SHEET NO : 20 / 22

BLOCK : 4

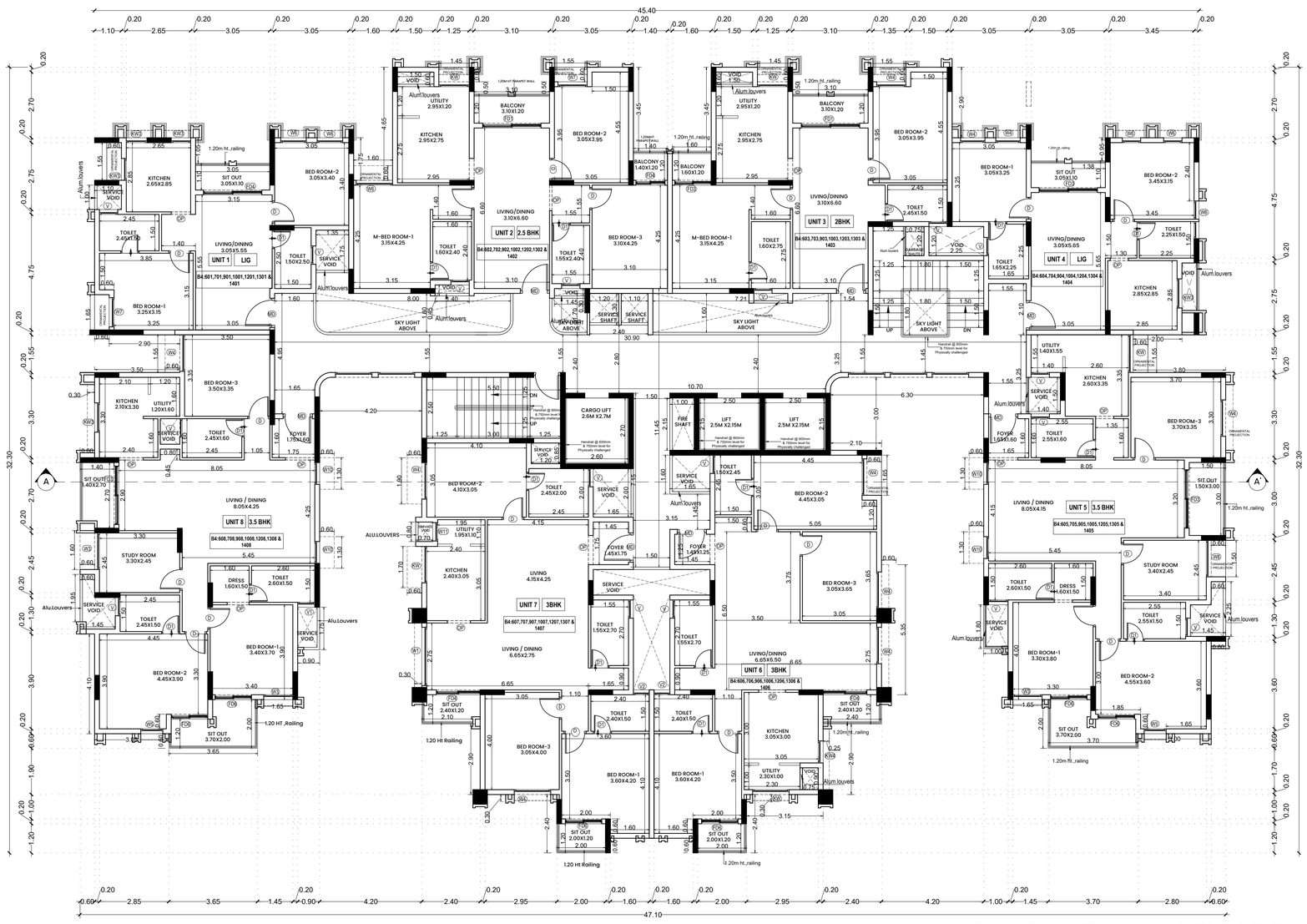

6TH,7TH,9TH,10TH,12TH,13&14th FLOOR PLAN

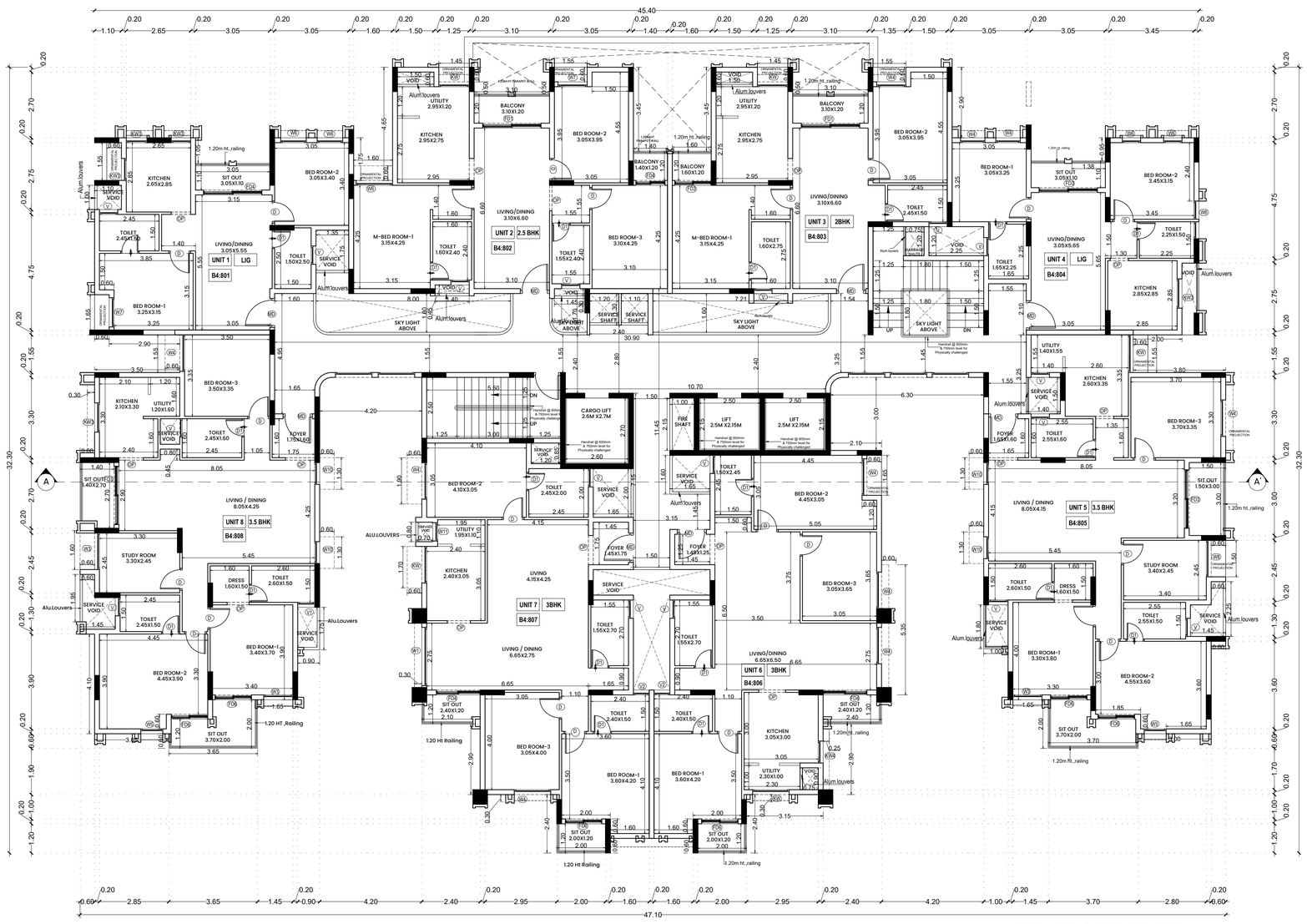

8TH FLOOR PLAN

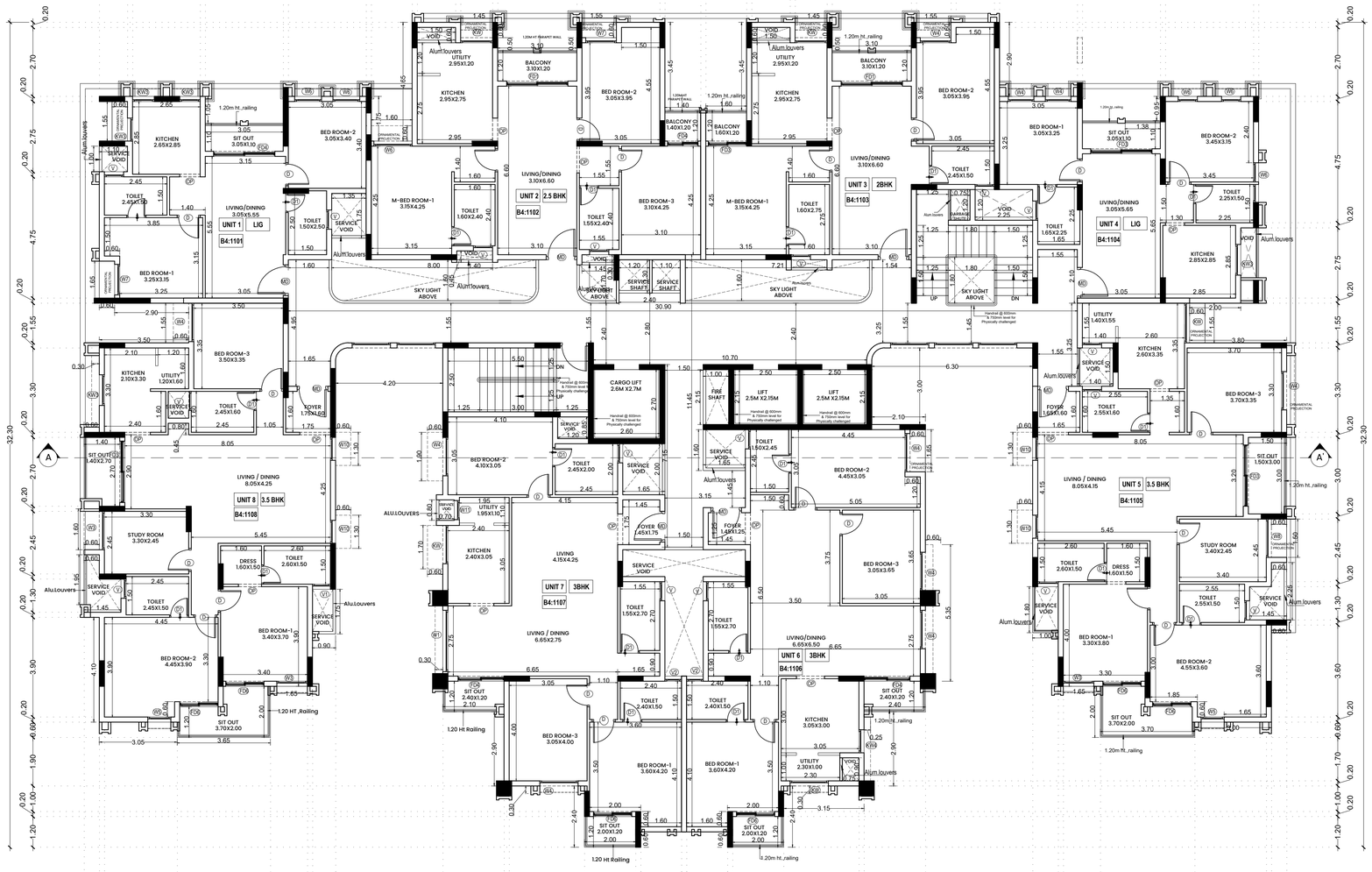

11th FLOOR PLAN

Plan Showing The Proposed Construction of High Rise Residential Building Consisting of 4 Blocks with Combined extended Basement Floor, Block 1-Stilt Floor to 13 Floors , Block 2 & Block 4 Combined stilt floor, Block 2- 1st Floor to 13 Floors, Block 3-Stilt Floor to 13 Floors and Block 4-1st Floor to 17 Floors, Total Dwelling units = 395 Nos, Amenities and Swimming pool) At T.S.No.2/5 & 2/6, Block -23,Ward-AM ,Pirattiyur Village,Tiruchirapalli West Taluk -Tiruchirapalli District / LPA / Corporation.

SCHEDULE OF JOINERY

S.No.	MARK	SIZE	DESCRIPTIONL.LVL	S.LVL	L.LVL
1	MD	1.20m X 2.10m	MAIN DOOR	0.0m	2.10m
2	D	0.90m X 2.10m	DOOR	0.0m	2.10m
3	D1	0.75m X 2.10m	DOOR	0.0m	2.10m
4	DD	1.50m X 2.10m	DOOR	0.0m	2.10m
5	GD	1.80m X 2.10m	DOOR	0.0m	2.10m
6	W	1.50m X 1.50m	WINDOW	0.9m	2.10m
7	W1	1.80m X 1.50m	WINDOW	0.9m	2.10m
8	W3	1.20m X 1.50m	WINDOW	0.9m	2.10m
9	W4	0.75m X 1.50m	WINDOW	0.9m	2.10m
10	W5	2.00m X 1.50m	WINDOW	0.9m	2.10m
11	CW	3.35m X 1.50m	WINDOW	0.9m	2.10m
12	CW1	1.00m X 1.50m	WINDOW	0.9m	2.10m
13	KW	1.50m X 1.10m	KITCHEN WINDOW (exhaust within the Window)	1.0m	2.10m
14	KW1	1.35m X 1.10m	KITCHEN WINDOW (exhaust within the Window)	1.0m	2.10m
15	KW2	1.8m X 1.10m	KITCHEN WINDOW (exhaust within the Window)	1.0m	2.10m
16	V	0.75m X 0.75m	VENTILATOR (exhaust within the Window)	1.35m	2.10m
17	TD	0.90m X 2.10m	TERRACE DOOR	0.15m	2.25m
18	TW	1.50m X 1.65m	TERRACE WINDOW	0.60m	2.25m
19	SW	1.35m X 1.65m	STAIRCASE WINDOW	0.60m	2.25m

N

W E

S

OUTLINE SPECIFICATIONS :

1. P.C.C 1:4:8 FOR FOUNDATION AND P.C.C.1:5:10 FOR BASEMENT
2. BRICK WORK FOR SUPER STRUCTURE IN CM 1:5
3. PLASTERING IN CM 1:3 FOR CEILING AND CM 1:5 FOR WALL PLASTERING
4. R.C.C 1:2:4 FOR COLUMN, BEAM, SLAB,LINTEL AND SUB STRUCTURE
5. TEAK WOOD FRAME FOR DOORS AND WINDOWS WITH GLASS PANELS
6. BRICK JELLY LIME CONCRETE FOR WEATHERING COURSE WITH ONE COURSE OF PRESS TILES OR MANGALORE TILES OVER
7. THE WEATHERING COURSE
8. MOSAIC OR GRANITE FLOORING

DRAWING TITLE :

FLOOR PLANS

ALL DIMENSION ARE IN METRIC

SCALE 1 : 100

COLOR INDEX

- SITE BOUNDARY
- PROPOSED BLDG.
- DRIVEWAY
- EXISTING ROAD

SIGNATURE OF OWNER / GPA.

For SOUTH INDIA SHELTERS PVT. LTD.,

Authorised Signatory

SIGNATURE OF STRUCTURAL ENGINEER.

Dr. J. SURESH, M.E., MIE., Ph.D.
Structural Engineer
Plot No. 555, VGP Layout, Mullai Street,
Urapakk, Chennai - 600 119.
Reg. No. SE/I/2024/2/0014
Reg. No. ASE1/03782019
Reg. No. CC-DIST/SE/GNI/2231/07/005

SIGNATURE OF ARCHITECT.

VARSHA BHAVAN (B. ARCH)
ARCHITECT & INTERIOR DESIGNER
REGD No: CA/95/18498
COUNCIL OF ARCHITECTURE
A.R. COMPLEX, FIRST FLOOR,
109G, P.H. ROAD, CHENNAI 600 084

SHEET NO : 21 / 22

BLOCK : 4

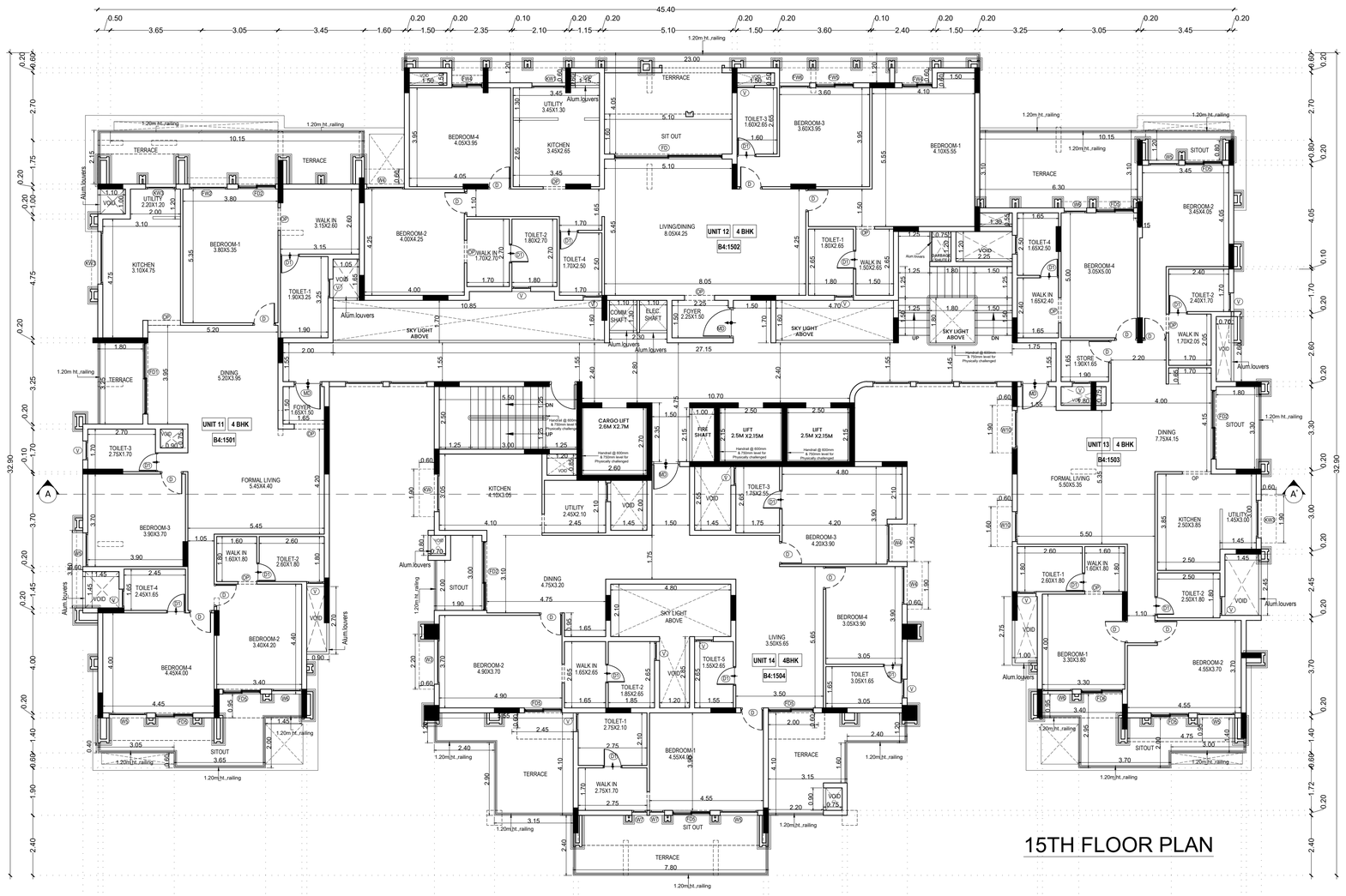

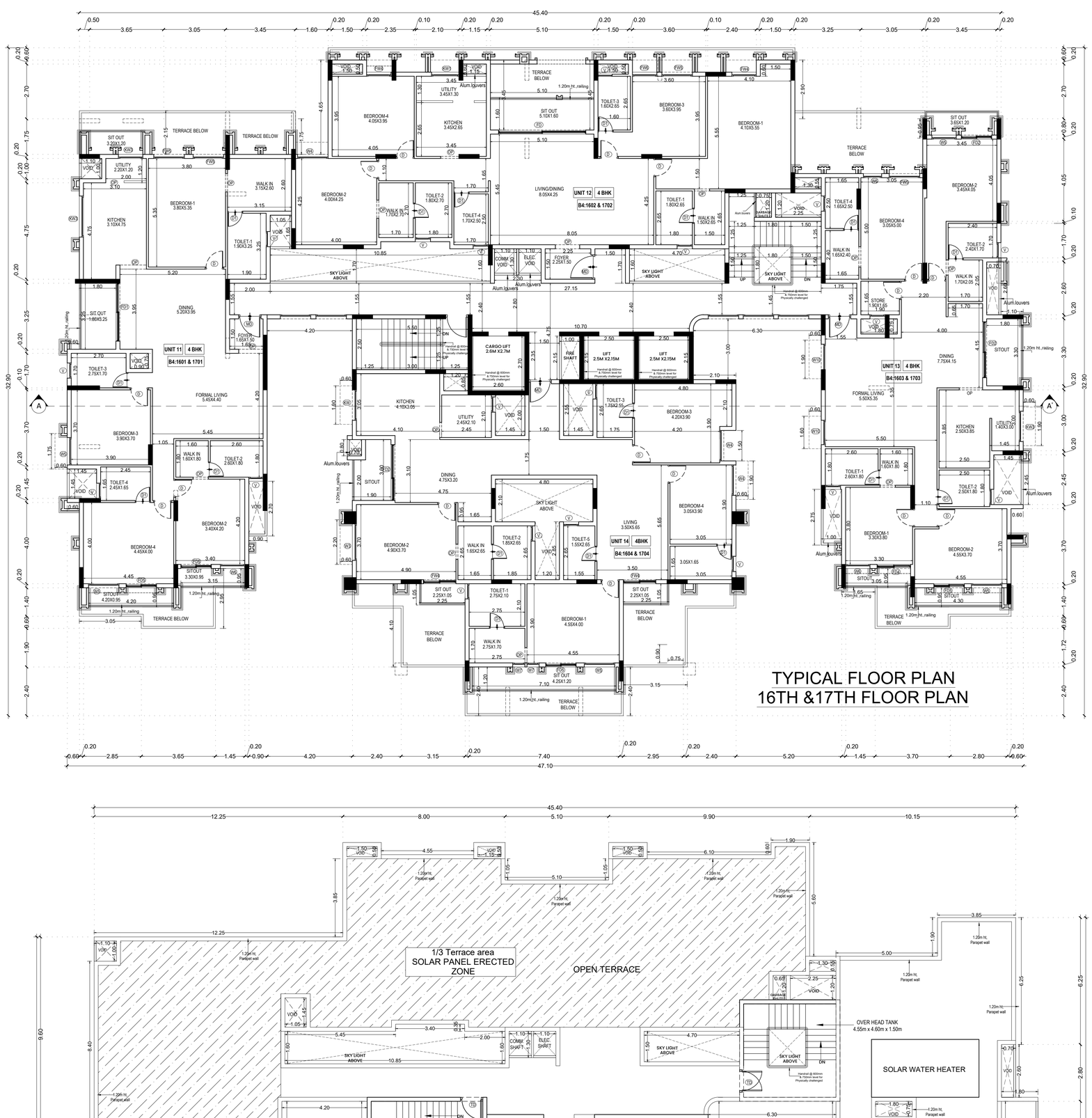

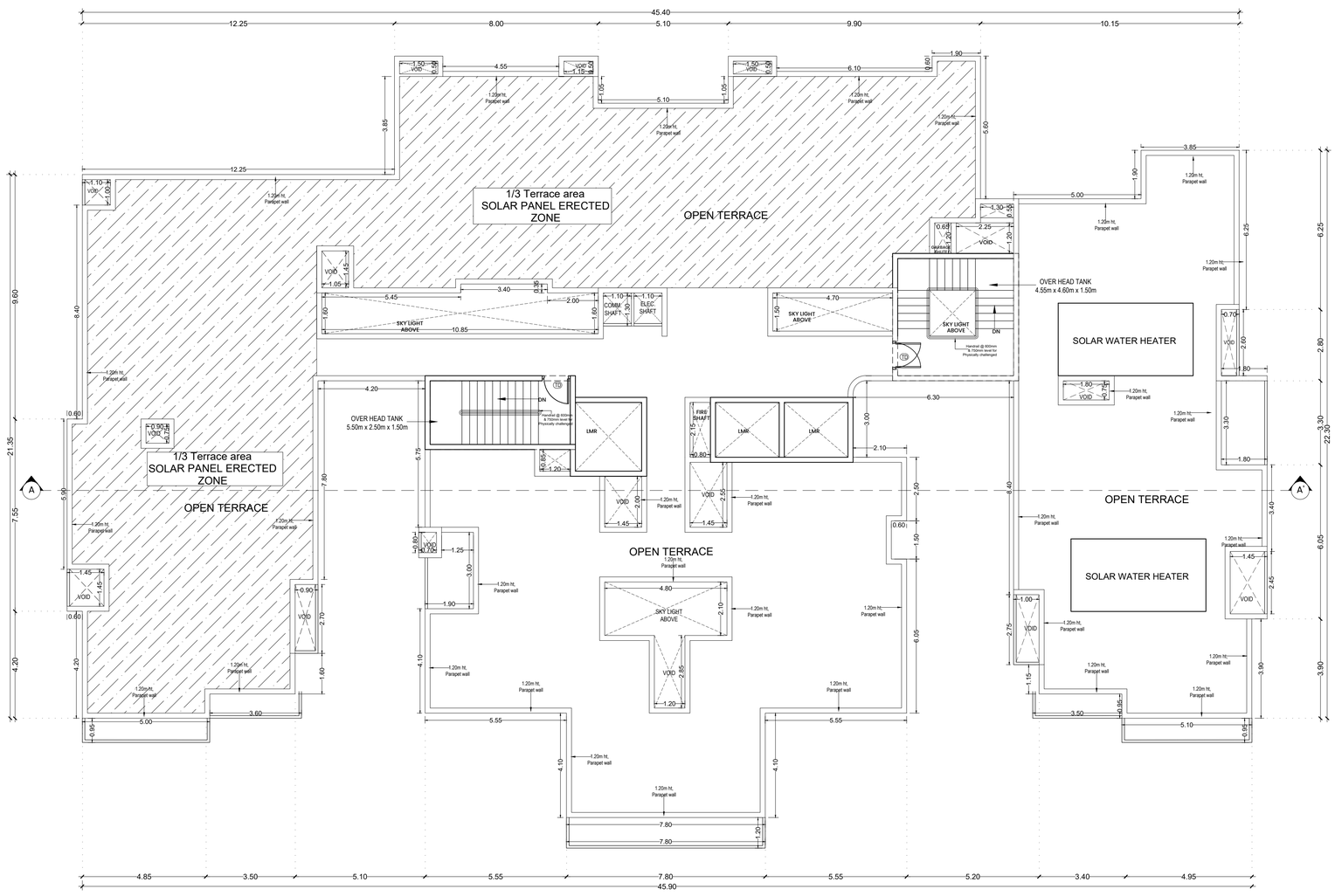

Plan Showing The Proposed Construction of High Rise Residential Building Consisting of 4 Blocks with Combined extended Basement Floor, Block 1-Stilt Floor to 13 Floors , Block 2 & Block 4 Combined stilt floor, Block 2- 1st Floor to 13 Floors, Block 3-Stilt Floor to 13 Floors and Block 4-1st Floor to 17 Floors, Total Dwelling units = 395 Nos, Amenities and Swimming pool) At T.S.No.2/5 & 2/6, Block -23,Ward-AM ,Pirattiyur Village,Tiruchirapalli West Taluk -Tiruchirapalli District / LPA / Corporation.

SCHEDULE OF JOINERY

S.No.	MARK	SIZE	DESCRIPTIONL.LVL	S.LVL	L.LVL
1	MD	1.20m X 2.10m	MAIN DOOR	0.0m	2.10m
2	D	0.90m X 2.10m	DOOR	0.0m	2.10m
3	D1	0.75m X 2.10m	DOOR	0.0m	2.10m
4	DD	1.50m X 2.10m	DOOR	0.0m	2.10m
5	GD	1.80m X 2.10m	DOOR	0.0m	2.10m
6	W	1.50m X 1.50m	WINDOW	0.9m	2.10m
7	W1	1.80m X 1.50m	WINDOW	0.9m	2.10m
8	W3	1.20m X 1.50m	WINDOW	0.9m	2.10m
9	W4	0.75m X 1.50m	WINDOW	0.9m	2.10m
10	W5	2.00m X 1.50m	WINDOW	0.9m	2.10m
11	CW	3.35m X 1.50m	WINDOW	0.9m	2.10m
12	CW1	1.00m X 1.50m	WINDOW	0.9m	2.10m
13	KW	1.50m X 1.10m	KITCHEN WINDOW (exhaust within the Window)	1.0m	2.10m
14	KW1	1.35m X 1.10m	KITCHEN WINDOW (exhaust within the Window)	1.0m	2.10m
15	KW2	1.8m X 1.10m	KITCHEN WINDOW (exhaust within the Window)	1.0m	2.10m
16	V	0.75m X 0.75m	VENTILATOR (exhaust within the Window)	1.35m	2.10m
17	TD	0.90m X 2.10m	TERRACE DOOR	0.15m	2.25m
18	TW	1.50m X 1.65m	TERRACE WINDOW	0.60m	2.25m
19	SW	1.35m X 1.65m	STAIRCASE WINDOW	0.60m	2.25m

N / W / E / S

OUTLINE SPECIFICATIONS :

1. P.C.C 1:4:8 FOR FOUNDATION AND P.C.C.1:5:10 FOR BASEMENT
2. BRICK WORK FOR SUPER STRUCTURE IN CM 1:5
3. PLASTERING IN CM 1:3 FOR CEILING AND CM 1:5 FOR WALL PLASTERING
4. R.C.C 1:2:4 FOR COLUMN, BEAM, SLAB,LINTEL AND SUB STRUCTURE
5. TEAK WOOD FRAME FOR DOORS AND WINDOWS WITH GLASS PANELS
6. BRICK JELLY LIME CONCRETE FOR WEATHERING COURSE WITH ONE COURSE OF PRESS TILES OR MANGALORE TILES OVER
7. THE WEATHERING COURSE
8. MOSAIC OR GRANITE FLOORING

DRAWING TITLE :

FLOOR PLANS

ALL DIMENSION ARE IN METRIC

SCALE 1 : 100

COLOR INDEX

- SITE BOUNDARY
- PROPOSED BLDG.
- DRIVEWAY
- EXISTING ROAD

SIGNATURE OF OWNER / GPA.

For SOUTH INDIA SHELTERS PVT. LTD.,

Authorised Signatory

SIGNATURE OF STRUCTURAL ENGINEER.

Dr. J. SURESH, M.E., MIE., Ph.D.
Structural Engineer
Plot No. 555, VOP Layout, Mulai Street,
Uthandi, Chennai - 600 119.
Reg. No. SE/1/2024/2/0014
Reg. No. KSE/100182019
Reg. No. CGLDIST/SE/GH1/2024/107/005

SIGNATURE OF ARCHITECT.

VARSHA NARAIN (D. ARCH)
ARCHITECT & SUPERIOR DESIGNER
REGD NO. CA/95/18495
COUNCIL OF ARCHITECTURE
A.R. COMPLEX, FIRST FLOOR,
100, 5th. MAIN, CHENNAI 600 094

SHEET NO : 22 / 22

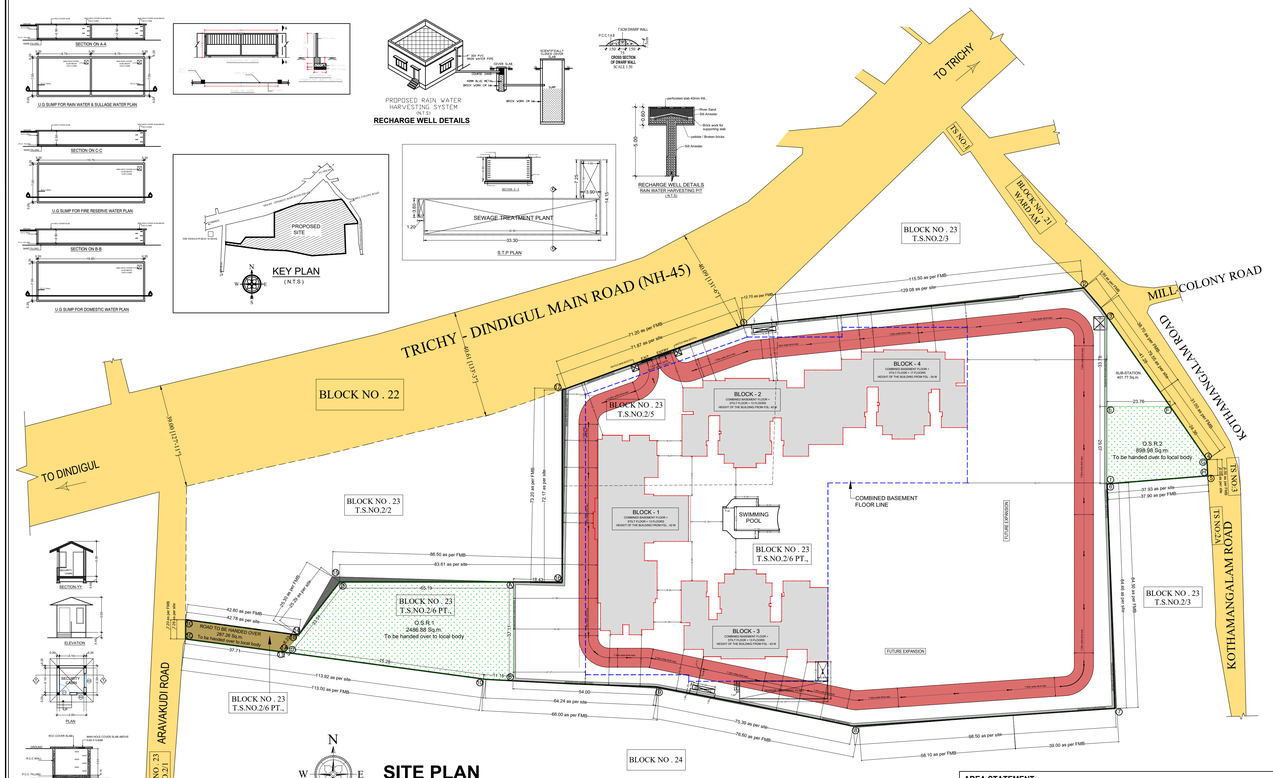

LIG AREA STATEMENT

	UNIT NO.	PER UNIT PLINTH AREA IN SQ.M.	NO.OF UNITS	TOTAL PLINTH AREA IN SQ.M.	PER UNIT CARPET AREA IN SQ.M.	TOTAL CARPET AREA IN SQ.M.
BLOCK 1	UNIT 4 (LIG)	69.10	10	691.00	59.90	599.00
	UNIT 5 (LIG)	68.50	10	685.00	59.30	593.00
BLOCK 2	UNIT 1 (LIG)	68.70	9	618.30	59.70	537.30
	UNIT 1A (LIG)	69.00	1	69.00	59.90	59.90
	UNIT 4 (LIG)	67.70	9	609.30	59.00	531.00
	UNIT 9 (LIG)	51.40	1	51.40	44.90	44.90
BLOCK 3	UNIT 5 (LIG)	68.50	9	616.50	59.70	537.30
	UNIT 8 (LIG)	67.80	9	610.20	59.10	531.90
	UNIT 9 (LIG)	69.00	1	69.00	59.90	59.90
	UNIT 9A (LIG)	51.40	1	51.40	44.90	44.90
BLOCK 4	UNIT 1 (LIG)	68.70	13	893.10	59.70	776.10
	UNIT 1A (LIG)	69.00	1	69.00	59.90	59.90
	UNIT 4 (LIG)	67.70	13	880.10	59.00	767.00
	UNIT 9 (LIG)	51.40	1	51.40	44.90	44.90
TOTAL			88	5964.70		5187.00
10% REQUIRED LIG AREA (58600.90 x 10% = 5860.09 sq.m.)						
PROVIDED LIG AREA (5964.70 / 58600.90 = 10.18 %)						

PLOT COVERAGE

	AREA in sq.m
BLOCK 1	1435.30
BLOCK 2 & 4	2148.24
BLOCK 3	1452.30
TOTAL	**5035.84**
(5035.84/34106.90) x100=14.76%	

PARKING PROVIDED STATEMENT

	NO.OF CAR PARKING	PARKING NO.	NO.OF TWO WHEELER PARKING	PARKING NO.
SURFACE PARKING	266	1 TO 210 , 218 TO 223 , 228 TO 236, 270 TO 343,251, 267,269,267 TO 269,270,271, 273 to 276,282,283,284,285, 286 & 288	27	1 TO 14,53 TO 57, 73 TO 75 & 96 TO 100
BLOCK 1 (STILT FLOOR)	10	214 TO 217,222 TO 225, 237 & 238	38	15 TO 52
BLOCK 2 (STILT FLOOR)	13	244 TO 250,252 TO 256 & 258	15	58 TO 72
BLOCK 3 (STILT FLOOR)	13	264,265,267 TO 270, 272,277 TO 281 & 283	20	76 TO 95
BLOCK 4 (STILT FLOOR)	11	301,303 TO 307 & 309 TO 313	15	101 TO 115
BASEMENT PARKING	354	314 TO 667	-	-
TOTAL	**667**		**115**	

ALL PARKING PROVIDED EV CHARGING POINT

DA PARKING PROVIDED STATEMENT

	NO.OF CAR PARKING	PARKING NO.	NO.OF TWO WHEELER PARKING	PARKING NO.
SURFACE PARKING	50	1 TO 6, 54 TO 63 , 97 TO 106 , 155 TO 164 & 199 TO 203	12	15 TO 17,55 TO 57, 73 TO 75 & 96 TO 100

AREA STATEMENT:

PLOT EXTENT AREA

PLOT AREA (as per PATTA) = 34145.00 Sq.m

PLOT AREA (as per Doc.) = 34106.90 Sq.m

LEAST PLOT AREA = 34106.90 Sq.m

TO BE GIFTED ROAD AREA = 287.26 Sq.m

O.S.R 10% REQUIRED AREA (34145 - 287.26 = 33857.74 X 10%) = 3385.77 Sq.m

O.S.R PROVIDED AREA (O.S.R 1 + O.S.R 2) (2486.88 + 898.98) = 3385.86 Sq.m

AREA CALCULATION		
TOTAL SITE EXTENT (LEAST AREA)	**34106.90**	**SQ.M**
TO BE GIFTED E.B.SUB STATION AREA	**401.77**	**SQ.M**
NO.OF FLATS (4 BLOCKS)	**395**	**NO'S**
NO.OF CAR PARKING REQUIRED	**459**	**NO'S**
NO.OF CAR PARKING PROVIDED	**667**	**NO'S**
NO.OF TWO WHEELER PARKING REQUIRED	**97**	**NO'S**
NO.OF TWO WHEELER PARKING PROVIDED	**115**	**NO'S**
COMBINED EXTENDED BASEMENT FLOOR AREA BLOCK 1 TO 4	**14058.37**	**SQ.M**
10% REQUIRED LIG AREA (58600.90 x 10% = 5860.09 sq.m.)	**5860.09**	**SQ.M**
PROVIDED LIG AREA	**5964.70**	**SQ.M**
TOTAL F.S.I.AREA	**58600.90**	**SQ.M**
F.S.I.ACHIEVED (58600.90 / 34106.90)	**1.718**	
PLOT COVERAGE:BLOCK 1 TO 4 (5035.84/34106.90) x100	**14.76%**	

UNIT & PARKING CALCULATION

BLOCK	UNIT NO.	PLINTH F.S.I.AREA in sq.m	NO.OF UNIT	NO.OF CAR PARKING REQUIRED	NO.OF T/W PARKING REQUIRED
BLOCK 1	UNIT 1- B1:(101,201,301,401,501,601,701,801,901 & 1001)	122.80	10	10	-
	UNIT 2- B1:(502,602,702,802, 902,1002,1102,1202 & 1302)	151.80	9	18	-
	UNIT 3- B1:(103,203,303,403,503, 603,703,803,903 & 1003)	126.80	10	10	-
	UNIT 4 (LIG) - B1:(104,204,304,404,504, 604,704,804,904 & 1004)	69.10	10	5	10
	UNIT 5 (LIG) - B1:(105,205,305,405,505, 605,705,805,905 & 1005)	68.50	10	5	10
	UNIT 6- B1:(106,206,306,406,506, 606,706,806,906 & 1006)	122.20	10	10	-
	UNIT 7- B1:(207,307,407,507,607,707, 807,907,1007,1107,1207 & 1307)	150.90	12	24	-
	UNIT 8- B1:(108,208,308,408,508, 608,708,808,908 & 1008)	117.70	10	10	-
	UNIT 9- B1:(1101, 1201 & 1301)	220.80	3	6	-
	UNIT 10- B1:(1103,1203 & 1303)	192.90	3	6	-
	UNIT 11- B1:(1104,1204 & 1304)	194.20	3	6	-
BLOCK 2	UNIT 1 (LIG) - B2:(201,301,401,501,601, 701,801,901 & 1001)	68.70	9	4.5	9
	UNIT 1A (LIG)-B2:101	69.00	1	0.5	1
	UNIT 2- B2:(202,302,402,502,602,702, 802,902 & 1002)	102.30	9	9	-
	UNIT 3- B2:(203,303,403,503,603,703, 803,903 & 1003)	86.80	9	9	-
	UNIT 4 (LIG)- B2:(204,304,504,604,704, 804,904 & 1004)	67.70	9	4.5	9
	UNIT 5- B2:(104,205,305,405,505,605, 705,805,905 & 1005)	138.70	10	10	-
	UNIT 6- B2:(105,206,306,406,506,606, 706,806,906 & 1006)	118.90	10	10	-
	UNIT 7- B2:(106,207,307,407,507,607, 707,807,907 & 1007)	121.90	10	10	-
	UNIT 8- B2:(107,208,308,408,508,608, 708,808,908 & 1008)	135.70	10	10	-
	UNIT 9 (LIG) -B2:102	51.40	1	0.50	1
	UNIT 10-B2:103	103.10	1	1	-
	UNIT 11- B2:(1101,1201 & 1301)	196.70	3	6	-
	UNIT 12- B2:(1102,1202 & 1302)	198.40	3	6	-
	UNIT 13- B2:(1103,1203 & 1303)	188.20	3	6	-
	UNIT 14- B2:(1104,1204 & 1304)	205.90	3	6	-
BLOCK 3	UNIT 1- B3:(101,201,301,401,501,601, 701,801,901 & 1001)	141.20	10	10	-
	UNIT 2- B3:(102,202,302,402,502,602, 702,802,902 &1002)	119.60	10	10	-
	UNIT 3- B3:(103,203,303,403,503,603, 703,803,903 & 1003)	120.70	10	10	-
	UNIT 4- B3:(104,204,304,404,504,604, 704,804,904 & 1004)	139.30	10	10	-
	UNIT 5 (LIG) - B3:(205,305,405,505,605, 705,805,905 & 1005)	68.50	9	4.5	9
	UNIT 6 - B3:(206,306,406,506,606, 706,806,906 & 1006)	101.10	9	9	-
	UNIT 7 - B3:(207,307,407,507,607, 707,807,907 & 1007)	86.40	9	9	-
	UNIT 8 (LIG) - B3:(208,308,408,508,608, 708,808,908 & 1008)	67.80	9	4.5	9
	UNIT 9 -B3:105	69.00	1	0.5	1
	UNIT 9A -B3:105A	51.40	1	0.5	1
	UNIT 10-B3:106	101.90	1	1	-
	UNIT 11 - B3:(1101,1201 & 1301)	189.70	3	6	-
	UNIT 12 - B3:(1102,1202 & 1302)	207.00	3	6	-
	UNIT 13 - B3:(1103,1203 & 1303)	194.50	3	6	-
	UNIT 14 - B3:(1104,1204 & 1304)	198.30	3	6	-
BLOCK 4	UNIT 1 (LIG) - B4:(201,301,401,501,601, 701,801,901,1001,1101, 1201,1301 & 1401)	68.70	13	6.5	13
	UNIT 1A (LIG) -B4:101	69.00	1	0.5	1
	UNIT 2- B4:(202,302,402,502,602, 702,802,902,1002,1102, 1202,1302 & 1402)	102.30	13	13	-
	UNIT 3- B4:(203,303,403,503,603, 703,803,903,1003,1103, 1203,1303 & 1403)	86.80	13	13	-
	UNIT 4 (LIG)- B4:(204,304,404,504,604, 704,804,904,1001,1104, 1204,1304 & 1404)	67.70	13	6.5	13
	UNIT 5- B4:(104,205,305,405,505,605, 705,805,905,1005,1105, 1205,1305 & 1405)	138.70	14	14	-
	UNIT 6- B4:(105,206,306,406,506,606, 706,806,906,1006,1106, 1206,1306 & 1406)	118.90	14	14	-
	UNIT 7- B4:(106,207,307,407,507,607, 707,807,907,1007,1107, 1207,1307 & 1407)	121.90	14	14	-
	UNIT 8- B4:(107,208,308,408,508,608, 708,808,908,1008,1108, 1208,1308 & 1408)	135.70	14	14	-
	UNIT 9 (LIG) (B4:102)	51.40	1	0.50	1
	UNIT 10(B4:103)	103.10	1	1	-
	UNIT 11- B4:(1501,1601 & 1701)	196.70	3	6	-
	UNIT 12- B4:(1502,1602 & 1702)	198.40	3	6	-
	UNIT 13- B4:(1503,1603 & 1703)	188.20	3	6	-
	UNIT 14- B4:(1504,1604 & 1504)	205.90	3	6	-
	TOTAL	**395**	**417**	**88**	
	10% VISITOR'S PARKING		**42**	**9**	
	GRAND TOTAL		**459**	**97**	

BLOCK	UNIT AREA 50 sq.m. to 74.99 sq.m.	UNIT AREA 75 sq.m. to 149.99 sq.m.	UNIT AREA 149.99sq.m. to 224.99sq.m.	TOTAL NO.OF UNITS
BLOCK 1	20	40	30	90
BLOCK 2	20	59	12	91
BLOCK 3	19	60	12	90
BLOCK 4	28	83	12	123
TOTAL	**87**	**242**	**66**	**395**

AREA CALCULATION

BLOCK	FLOOR	F.S.I.AREA in sq.m	NON F.S.I.AREA in sq.m	TOTAL BUILT UP AREA in sq.m	NO.OF UNITS (No's)	DWELLING UNITS NO	
BLOCK 1	WATCH MAN BOOTH	-	12.50	12.50	---	---	---
	COMBINED BASEMENT FLOOR	26.90	14031.47	14058.37	---	---	---
	COMBINED BLOCK 2 & BLOCK 4 STILT FLOOR	684.8	2148.24	2833.04	---	---	---
	STILT FLOOR	768.00	667.30	1435.30	---	---	---
	1st FLOOR	1090.70	-	1090.70	6	B1:101, B1:103 to B1:106&B1:108	(2 LIG + 4)
	2nd FLOOR	1146.10	-	1146.10	7	B1:201 & B1:203 to B1:208	(2 LIG + 5)
	3rd FLOOR	1323.60	-	1323.60	7	B1:301 & B1:303 to B1:308	(2 LIG + 5)
	4th FLOOR	1244.30	-	1244.30	7	B1:401 & B1:403 to B1:408	(2 LIG + 5)
	5th FLOOR	1149.20	-	1149.20	8	B1:501 to B1:508	(2 LIG + 6)
	6th FLOOR	1149.20	-	1149.20	8	B1:601 to B1:608	(2 LIG + 6)
	7th FLOOR	1149.20	-	1149.20	8	B1:701 to B1:708	(2 LIG + 6)
	8th FLOOR	1149.20	-	1149.20	8	B1:801 to B1:808	(2 LIG + 6)
	9th FLOOR	1149.20	-	1149.20	8	B1:901 to B1:908	(2 LIG + 6)
	10th FLOOR	1149.20	-	1149.20	8	B1:1001 to B1:1008	(2 LIG + 6)
	11th FLOOR	1102.40	-	1102.40	5	B1:1101 to B1:1105	(5)
	12th FLOOR	1102.40	-	1102.40	5	B1:1201 to B1:1205	(5)
	13th FLOOR	1102.40	-	1102.40	5	B1:1301 to B1:1305	(5)
	TERRACE FLOOR	-	62.20	62.20	---	---	---
	BLOCK 1 TOTAL	**15775.10**	**729.50**	**16504.60**	**90**	---	**(20 LIG+70)**
BLOCK 2	1st FLOOR	907.40	-	907.40	7	B2:101 to B2:107	(2 LIG + 5)
	2nd FLOOR	992.50	-	992.50	8	B2:201 to B2:208	(2 LIG + 6)
	3rd FLOOR	992.50	-	992.50	8	B2:301 to B2:308	(2 LIG + 6)
	4th FLOOR	992.50	-	992.50	8	B2:401 to B2:408	(2 LIG + 6)
	5th FLOOR	992.50	-	992.50	8	B2:501 to B2:508	(2 LIG + 6)
	6th FLOOR	992.50	-	992.50	8	B2:601 to B2:608	(2 LIG + 6)
	7th FLOOR	992.50	-	992.50	8	B2:701 to B2:708	(2 LIG + 6)
	8th FLOOR	992.50	-	992.50	8	B2:801 to B2:808	(2 LIG + 6)
	9th FLOOR	992.50	-	992.50	8	B2:901 to B2:908	(2 LIG + 6)
	10th FLOOR	992.50	-	992.50	8	B2:1001 to B2:1008	(2 LIG + 6)
	11th FLOOR	916.20	-	916.20	4	B2:1101 to B2:1104	(4)
	12th FLOOR	916.20	-	916.20	4	B2:1201 to B2:1204	(4)
	13th FLOOR	916.20	-	916.20	4	B2:1301 to B2:1304	(4)
	TERRACE FLOOR	-	65.00	65.00	---	---	---
	BLOCK 2 TOTAL	**12588.50**	**65.00**	**12653.50**	**91**	---	**(20 LIG+71)**
BLOCK 3	STILT FLOOR	348.30	1104.00	1452.30	---	---	---
	1st FLOOR	918.50	-	918.50	7	B3:101 to B3:105,B3:105A & B3:106	(2 LIG + 5)
	2nd FLOOR	996.10	-	996.10	8	B3:201 to B3:208	(2 LIG + 6)
	3rd FLOOR	996.10	-	996.10	8	B3:301 to B3:308	(2 LIG + 6)
	4th FLOOR	996.10	-	996.10	8	B3:401 to B3:408	(2 LIG + 6)
	5th FLOOR	996.10	-	996.10	8	B3:501 to B3:508	(2 LIG + 6)
	6th FLOOR	996.10	-	996.10	8	B3:601 to B3:608	(2 LIG + 6)
	7th FLOOR	996.10	-	996.10	8	B3:701 to B3:708	(2 LIG + 6)
	8th FLOOR	996.10	-	996.10	8	B3:801 to B3:808	(2 LIG + 6)
	9th FLOOR	996.10	-	996.10	8	B3:901 to B3:908	(2 LIG + 6)
	10th FLOOR	996.10	-	996.10	8	B3:1001 to B3:1008	(2 LIG + 6)
	11th FLOOR	911.80	-	911.80	4	B3:1101 to B3:1104	(4)
	12th FLOOR	911.80	-	911.80	4	B3:1201 to B3:1204	(4)
	13th FLOOR	911.80	-	911.80	4	B3:1301 to B3:1304	(4)
	TERRACE FLOOR	-	65.00	65.00	---	---	---
	BLOCK 3 TOTAL	**12967.10**	**1169.00**	**14136.10**	**91**	---	**(20 LIG+71)**
BLOCK 4	1st FLOOR	907.40	-	907.40	7	B4:101 to B4:107	(2 LIG + 5)
	2nd FLOOR	992.50	-	992.50	8	B4:201 to B4:208	(2 LIG + 6)
	3rd FLOOR	992.50	-	992.50	8	B4:301 to B4:308	(2 LIG + 6)
	4th FLOOR	992.50	-	992.50	8	B4:401 to B4:408	(2 LIG + 6)
	5th FLOOR	992.50	-	992.50	8	B4:501 to B4:508	(2 LIG + 6)
	6th FLOOR	992.50	-	992.50	8	B2:601 to B2:608	(2 LIG + 6)
	7th FLOOR	992.50	-	992.50	8	B4:701 to B4:708	(2 LIG + 6)
	8th FLOOR	992.50	-	992.50	8	B4:801 to B4:808	(2 LIG + 6)
	9th FLOOR	992.50	-	992.50	8	B4:901 to B4:908	(2 LIG + 6)
	10th FLOOR	992.50	-	992.50	8	B4:1001 to B4:1008	(2 LIG + 6)
	11th FLOOR	992.50	-	992.50	8	B4:1101 to B4:1108	(2 LIG + 6)
	12th FLOOR	992.50	-	992.50	8	B4:1201 to B4:1208	(2 LIG + 6)
	13th FLOOR	992.50	-	992.50	8	B4:1301 to B4:1308	(2 LIG + 6)
	14th FLOOR	992.50	-	992.50	8	B4:1401 to B4:1408	(2 LIG + 6)
	15th FLOOR	916.20	-	916.20	4	B4:1501 to B4:1504	(4)
	16th FLOOR	916.20	-	916.20	4	B4:1601 to B4:1604	(4)
	17th FLOOR	916.20	-	916.20	4	B4:1701 to B4:1704	(4)
	TERRACE FLOOR	-	65.00	65.00	---	---	---
	BLOCK 4 TOTAL	**16558.50**	**65.00**	**16623.50**	**123**	---	**(28 LIG+95)**
	GRAND TOTAL	**58600.90**	**18220.71**	**76821.61**	**395**	---	**(88 LIG+307)**

Plan Showing The Proposed Construction of High Rise Residential Building Consisting of 4 Blocks with Combined extended Basement Floor, Block 1-Stilt Floor to 13 Floors , Block 2 & Block 4 Combined stilt floor, Block 2- 1st Floor to 13 Floors, Block 3-Stilt Floor to 13 Floors and Block 4-1st Floor to 17 Floors, Total Dwelling units = 395 Nos, Amenities and Swimming pool) At T.S.No.2/5 & 2/6, Block -23,Ward-AM ,Pirattiyur Village,Tiruchirapalli West Taluk -Tiruchirapalli District / LPA / Corporation.

OUTLINE SPECIFICATIONS :

1. P.C.C 1:4:8 FOR FOUNDATION AND P.C.C 1:5:10 FOR BASEMENT
2. BRICK WORK FOR SUPER STRUCTURE IN CM 1:5 FOR BALL PLASTERING
3. R.C.C 1:1:2 FOR COLUMN, BEAM, SLAB,LINTEL AND SUB STRUCTURE
4. R.C.C 1:2:4 FOR COLUMN, BEAM, SLAB,LINTEL AND SUB STRUCTURE
5. TEAK WOOD FRAME FOR DOORS AND WINDOWS WITH GLASS PANELS
6. IN TOILET FLOOR WILL BE LAID WITH ANTI SKID TILES WITH ONE COURSE OF PRESS TILES OR MANGALORE TILES OVER
7. THE WEATHERING COURSE
8. MONAC OR GRANITE FLOORING

DRAWING TITLE :

SITE PLAN

ALL DIMENSION ARE IN METRIC | SCALE 1 : 1000

COLOR INDEX

- SITE BOUNDARY
- PROPOSED BLDG.
- DRIVEWAY
- EXISTING ROAD

SIGNATURE OF STRUCTURAL ENGINEER.

Dr. J. SURESH, M.E., MSc., Ph.D.
CHARTERED ENGINEER
Plot No. 355, VGP Avenue, Kumaran Nagar Extn, Kumaran Salai Street, Uthandi, Chennai - 600 119.
Reg. No. 161/1/2014-2/2014
Reg. No. AM/1997/0559
Reg. No. ES/2/0119/2/ CH-1 2/211/2019

SIGNATURE OF OWNER / GPA.

For SOUTH INDIA TOWNSHIPS PVT. LTD.,

Authorised Signatory

SIGNATURE OF ARCHITECT.

VARSHA HARIHARAN (ID. ARCH) ARCHITECT & TOWN DEVELOPER REGD NO. CA/2017/61473 COMMERCIAL COMPLEX, FURNITURE & EL COMPLEX, FIRST FLOOR, 100/5, 7TH, KOMCA, CHENNAI 600 096.

SHEET NO : 01 / 22

THE LANDLENS SUITE

Eight ways to know a piece of land before you pay for it.

This report covers one part of the picture. These cover the rest, drawn from the same government records, for any property in Tamil Nadu.

LandLens One
Ask anything about a property and get an answer grounded in live government records, with the sources shown.
/landlens/one

Verify My Land
Every record check run on one property and returned as a single report.
/landlens/verify-my-land

Legal Opinion
An advocate's written opinion on the title, built on the records we pull for it.
/landlens

One Map
Every layer on one map: the parcel, its boundary, zoning, water bodies and what sits around it.
/landlens/one/map

PriceMap
What land actually changed hands for around this plot, taken from the registered deeds.
/landlens/pricemap

Build Scope
What you are allowed to build here: floor space, height, coverage and setbacks.
/landlens/build-scope

Property Tracker
Watch a property and hear about it when something new is registered against it.
/landlens/property-tracker

Deal Room
Run the transaction in one place: documents, stamping, signatures and the parties.
/landlens/deal-room

FREE TOOLS · NO ACCOUNT NEEDED

Twenty-four checks you can run yourself, at no cost.

Records and verification

The registers themselves, read for you.

- Encumbrance Certificate
- Patta and Chitta
- Field Measurement Sketch
- EC Analyzer
- Bank charge check
- Court case search
- Seller background check
- Approval check by survey

Value and duty

What it is worth and what it costs to register.

- Guideline value by street
- Guideline value by survey
- Stamp duty and registration fees
- Capital gains
- Floor space index
- Area unit converter

Zoning and land use

What the plan says can happen on this land.

- Land use zone finder
- CMDA land use check
- Coastal regulation zone
- Master plan check
- Water bodies finder
- Airport height clearance

Registers and directories

Who holds it, and which office keeps the record.

- Find your registering office
- Temple property check
- Waqf property check
- RERA register

Every free tool
/tools

Services we run for you
/services

The LandLens suite
/landlens/one

Verified RealEstate™

Every claim in this document traces back to a government record.

- Legal opinions, due diligence and title verification
- Building plan, layout and sub-division approvals
- Completion and occupancy certificates, regularisation
- Escrow, negotiation and NRI property management
- Land survey, soil testing, architecture and construction

Verified RealEstate
3/350/2 Mettukuppam,
OMR Thoraipakkam,
Chennai 600 097, India
hello@verified.realestate
+91 9996 12 9996

Prepared from the registers named on the page each finding sits on. Where a register could not be read, this document says so in its place rather than leaving the gap to be read as a clean result.