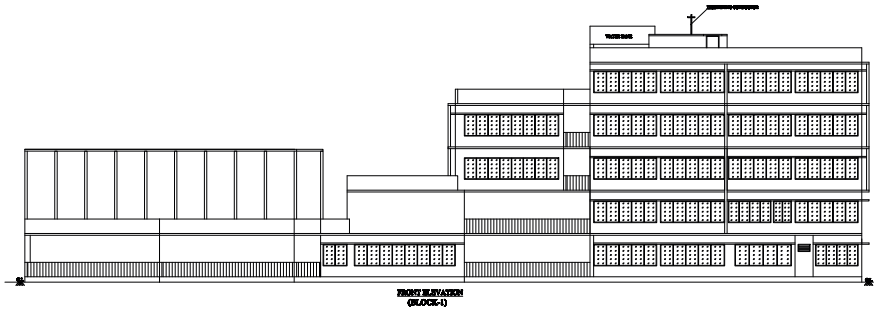

FRONT ELEVATION
(BLOCK-1)

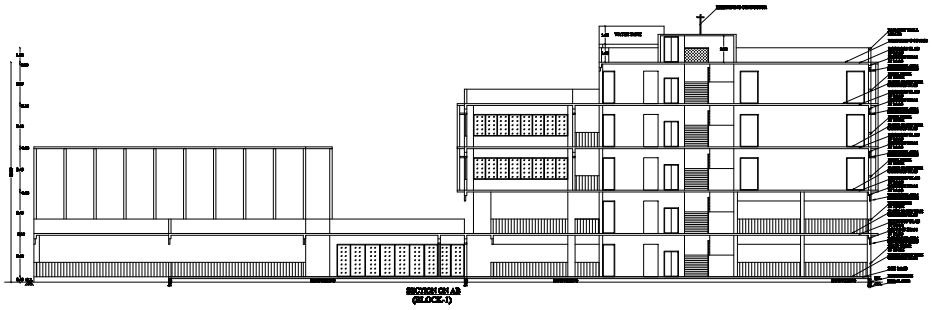

SECTION ON A-B
(BLOCK-1)

B.P/DTCP No: 202/2026
P.P/JD DTCP (TD) NO.46/2026

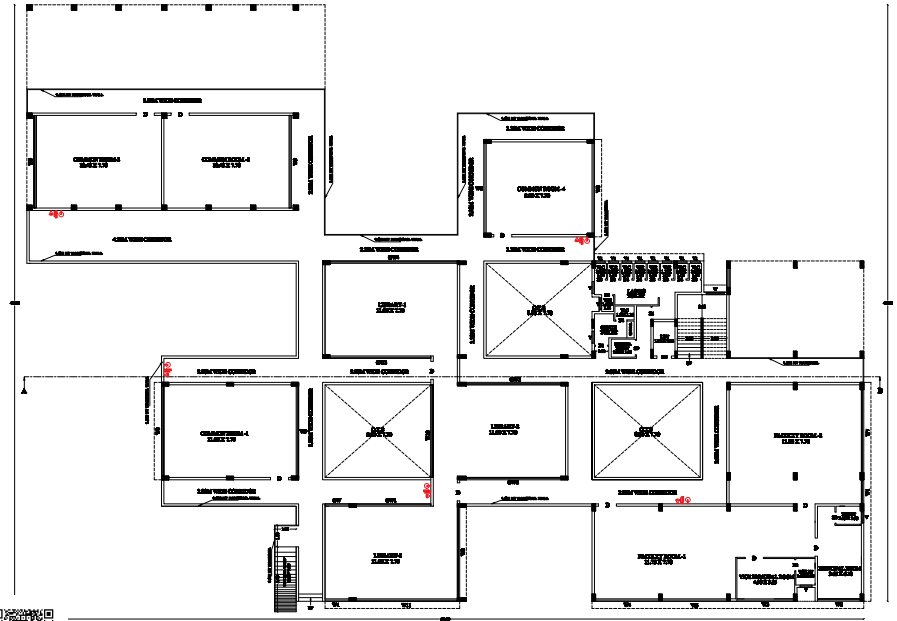

GROUND FLOOR PLAN
(BLOCK-1)

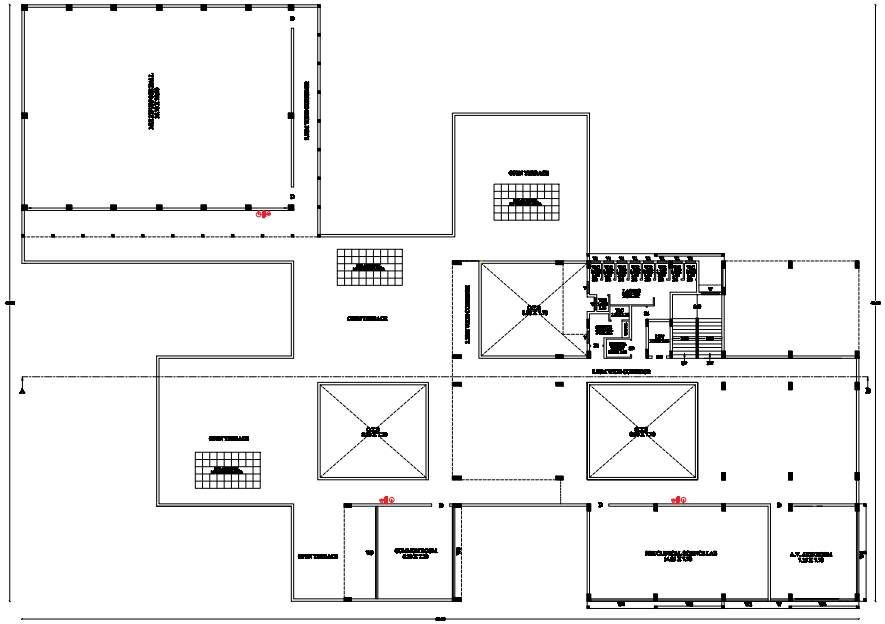

FIRST FLOOR PLAN
(BLOCK-1)

KEY PLAN SHOWING THE PROPOSED CONSTRUCTION OF NURSING COLLEGE AND HOSTEL BUILDING IN S.F.No. 97/2BB1, 97/2BC1 & 97/2BE1 AT THAVANCODE VILLAGE AND PANCHAYAT, MANDAPAM CENTRE, KOTTAYAM TALUK, TIRUCHIRAPPALLI DISTRICT.

Site for : G.NARAYANAN EDUCATIONAL TRUST

NOTES:
1. ALL DIMENSIONS ARE IN METRIC BASIS UNLESS OTHERWISE NOTED
2. SUBSEQUENT ALARM WILL BE CHARGED
3. FR - FIRE RETARDANT PAINTING.

N

PLS HOLD/SPRAY WITH HOSE

SCHEDULE OF JOINERY

REFERENCE	SIZE
GD - SLIDING GATE	1.50 X 2.10
GS - GRILL GATE	1.50 X 2.10
WD - WOOD DOOR	1.00 X 2.10
D - PUSH DOOR	1.00 X 2.10
D1 - PUSH DOOR	1.00 X 2.10
D2 - PUSH DOOR	1.00 X 2.10
SD - SLIDING DOOR	1.50 X 2.10
W - WINDOW	1.20 X 1.20
W1 - WINDOW	1.20 X 1.20
W2 - WINDOW	1.20 X 1.20
W3 - WINDOW	1.20 X 1.20
W4 - WINDOW	0.60 X 1.20
W5 - WINDOW	0.60 X 1.20
W6 - WINDOW	0.60 X 1.20
W7 - WINDOW	0.60 X 1.20
W8 - WINDOW	1.80 X 1.20
W9 - WINDOW	2.70 X 1.20
W10 - WINDOW	2.70 X 1.20
W11 - WINDOW	1.20 X 0.60
V - VENTILATOR	1.00 X 0.60
V1 - VENTILATOR	0.60 X 0.60

PROPOSED BUILTUP AREA (BLOCK-1) COLLEGE

SL. NO.	DESCRIPTION	F.A.I. AREA (SQ.M)	NON C.A.I. AREA (SQ.M)	TOTAL AREA (SQ.M)
1)	GROUND FLOOR AREA	4604.44	-	4604.44
2)	FIRST FLOOR AREA	1304.00	-	1304.00

PROFESSIONAL DETAILS

APPLICANT	G.ARUN CHAIRMAN FOR G.NARAYANAN EDUCATIONAL TRUST	
REGISTERED ENGINEER		
STRUCTURAL ENGINEER		
GEO - TECH ENGINEER		
CONSTRUCTION ENGINEER		

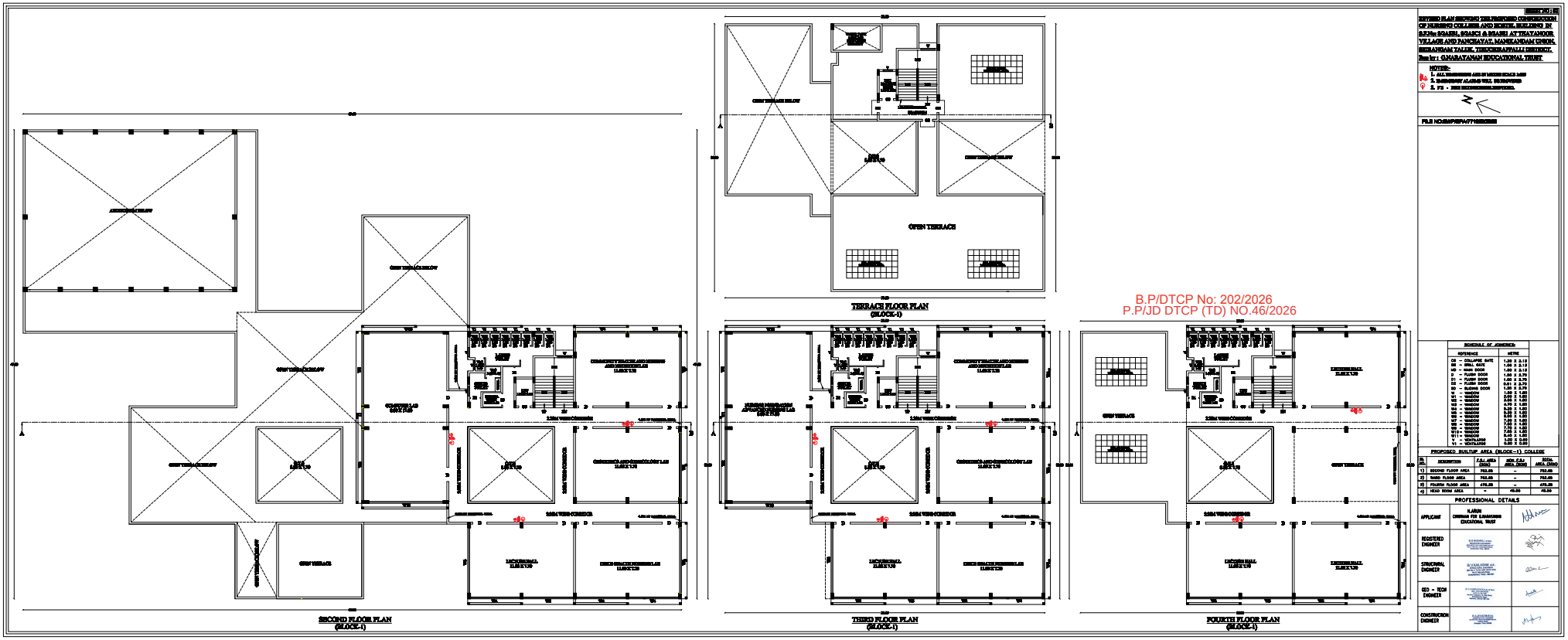
OPEN TERRACE
OPEN TERRACE
OPEN TERRACE

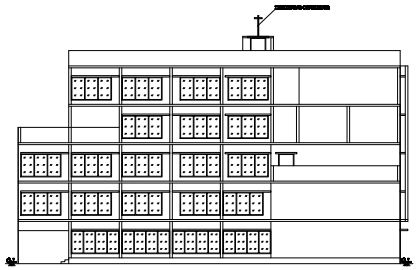

FRONT ELEVATION
(BLOCK-2)

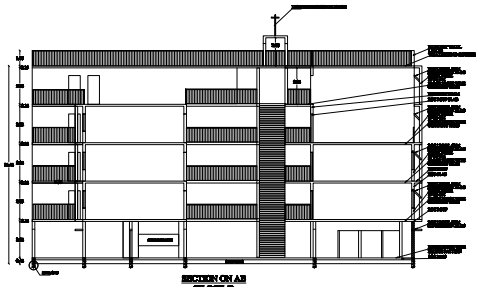

SECTION ON AB
(BLOCK-2)

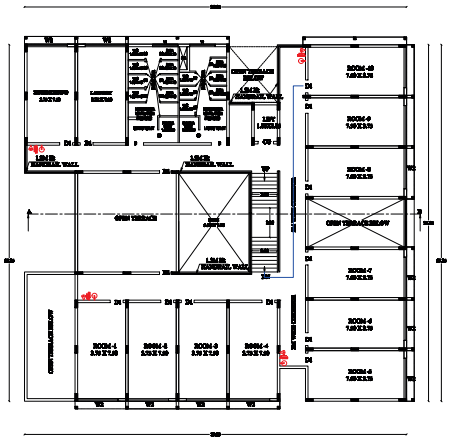

FOURTH FLOOR PLAN
(BLOCK-2)

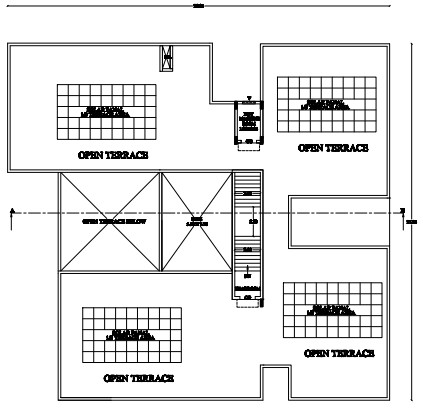

TERRACE FLOOR PLAN
(BLOCK-2)

B.P/DTCP No: 202/2026
P.P/JD DTCP (TD) NO.46/2026

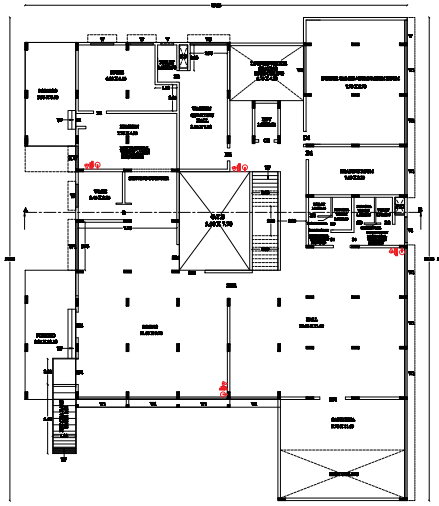

GROUND FLOOR PLAN
(BLOCK-2)

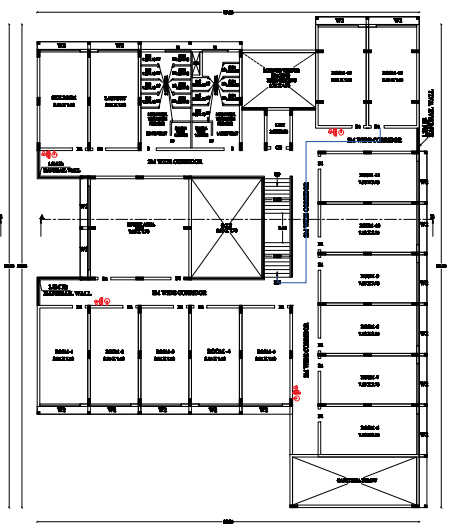

FIRST FLOOR PLAN
(BLOCK-2)

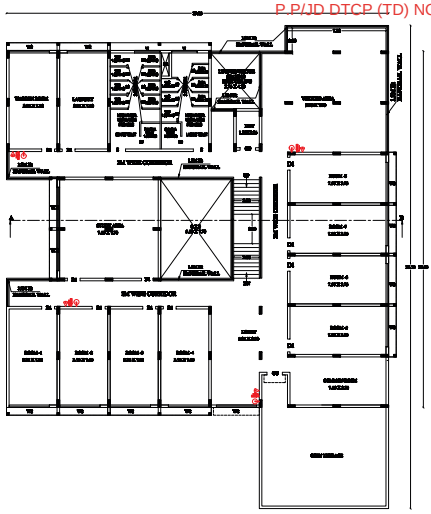

SECOND FLOOR PLAN
(BLOCK-2)

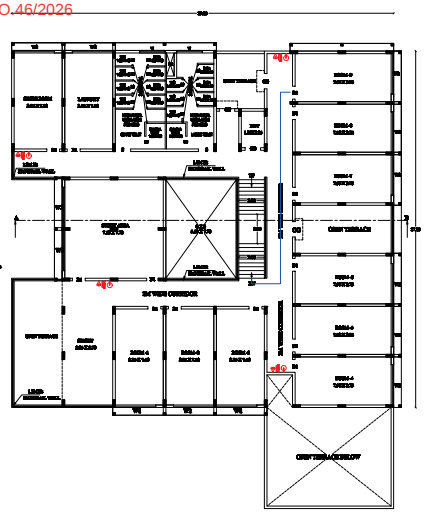

THIRD FLOOR PLAN
(BLOCK-2)

SHEET NO : 01

REVISED PLAN SHOWING THE PROPOSED CONSTRUCTION OF NURSING COLLEGE AND HOSTEL BUILDING IN S.F.No: 8/2A3B4, 8/2A3C1 & 8/2A3B1 AT THAYANOOR VILLAGE AND PANCHAYAT, MANIKANDAM UNION, SRIRANGAM TALUK, TIRUCHIRAPPALLI DISTRICT.
Rep by : G.NARAYANAN EDUCATIONAL TRUST

NOTES:
1. ALL DIMENSIONS ARE IN METRE SCALE 1:100
2. EMERGENCY ALARMS WILL BE PROVIDED
3. F.E - FIRE EXTINGUISHER PROVIDED.

FILE NO:SWP/BPA/77100/2026

SCHEDULE OF JOINERIES:

REFERENCE	METRE
CG - COLLAPSE GATE	1.50 X 2.15
GD - GRILL GATE	1.00 X 2.15
D - FLUSH DOOR	1.20 X 2.15
D1 - FLUSH DOOR	1.00 X 2.15
D2 - FLUSH DOOR	0.91 X 2.15
SD - SLIDING DOOR	1.00 X 2.15
SD1 - SLIDING DOOR	2.00 X 2.15
W - WINDOW GLAZED	1.20 X 1.00
W1 - WINDOW GLAZED	2.75 X 1.00
W2 - WINDOW GLAZED	2.15 X 1.00
FG - FIXED GLASS	7.70 X 2.15
V - VENTILATOR	1.00 X 1.00
V1 - VENTILATOR	2.00 X 1.00

PROPOSED BUILTUP AREA – (BLOCK-2) HOSTEL

SL NO.	DESCRIPTION	F.S.I. AREA (SQM)	NON F.S.I AREA (SQM)	TOTAL AREA (SQM)
1)	GROUND FLOOR AREA	772.44	71.89	845.33
2)	FIRST FLOOR AREA	753.09		753.09
3)	SECOND FLOOR AREA	753.25	–	753.25
4)	THIRD FLOOR AREA	587.54	–	587.54
5)	FOURTH FLOOR AREA	606.72	–	606.72
6)	HEAD ROOM AREA	–	31.46	31.46

PROFESSIONAL DETAILS

APPLICANT	K.ARUN CHAIRMAN FOR G.NARAYANAN EDUCATIONAL TRUST	
REGISTERED ENGINEER	G.NARAYANAN M.Sc. REGISTERED ENGINEER Reg. No. 2/2/2021	
STRUCTURAL ENGINEER	B.V.VANJAYAN M.E. REGISTERED ENGINEER Reg. No. 2/2/2021	
GEO – TECH ENGINEER	G.T.GANESHAN M.Sc. REGISTERED ENGINEER Reg. No. 2/2/2021	
CONSTRUCTION ENGINEER	G.J.KARUNAKAR REGISTERED ENGINEER Reg. No. 2/2/2021	

SHEET NO : 04

REVISED PLAN SHOWING THE PROPOSED CONSTRUCTION OF NURSING COLLEGE AND HOSTEL BUILDING IN S.F.No: 8/2A3B1, 8/2A3C1 & 8/2A3B1 AT THAYANOOR VILLAGE AND PANCHAYAT, MANIKANDAM UNION, SRIRANGAM TALUK, TIRUCHIRAPPALLI DISTRICT.

Run by : G.NARAYANAN EDUCATIONAL TRUST

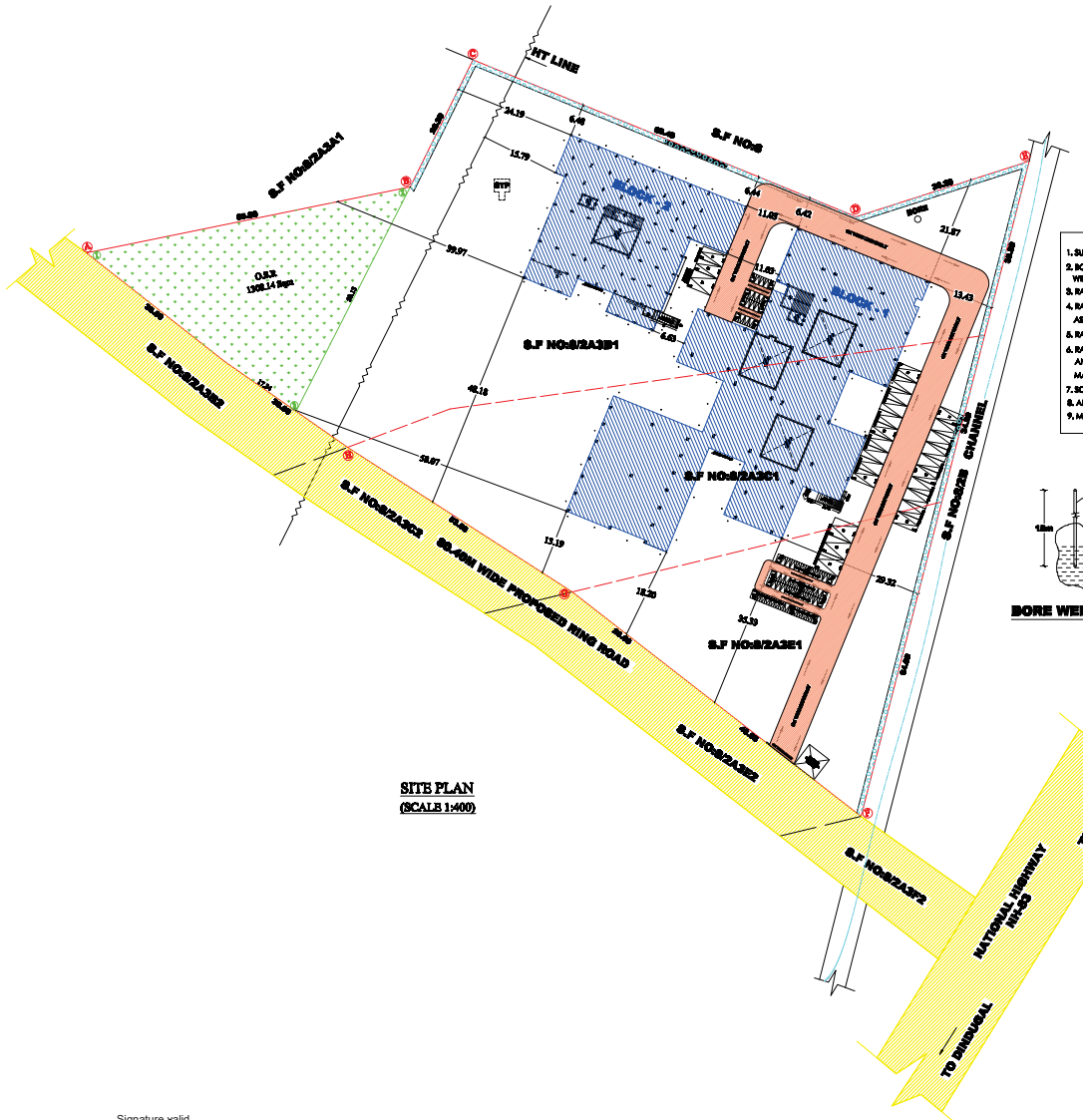

SITE PLAN
(SCALE 1:400)

NOTE

1. SULLAGE WASTE FROM TOILET WILL BE CONNECTED TO STP.
2. BORE WELL WITH MOTAR WATER TANK AND PANCHAYATH WATER SUPPLY WILL BE PROVIDED
3. RAIN WATER PERCOLATION PIT PROVIDED @ 1/80 Sqm OF PLINTH AREA @ 6 M C/C
4. RAIN WATER PERCOLATION BED 1.8m WIDE WILL BE PROVIDED AROUND THE BUILDING AS PER GO (MS) NO: 138 DATED 11-10-02.
5. RAIN WATER TAKEN TO THE BORE WELL THROUGH 160MM DIA PIPES.
6. RAIN WATER COLLECTED FROM OPEN TERRACE SHALL BE CONNECTED THROUGH PIPES AND LED INTO A FILTER PIT (SIZE 60 X 60 X 60 CM) WITH APPROPRIATE FILTER MATERIAL AND THEN LED INTO COLLECTION TANK.
7. SOLAR WATER HEATER LINE ARRANGEMENTS WILL BE PROVIDED.
8. ALL DIMENSIONS ARE IN METRE.
9. MECHANICAL VENTILATOR PROVIDED FOR ALL TOILETS.

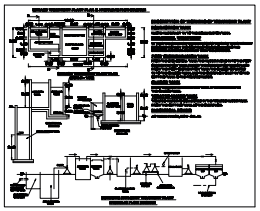

B.P/DTCP No: 202/2026
P.P/JD DTCP (TD) NO.46/2026

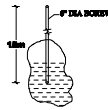

BORE WELL DETAIL

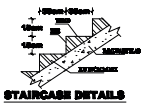

STAIRCASE DETAILS

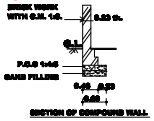

SECTION OF COMPOUND WALL



SECTION OF RAIN WATER PERCOLATION BED

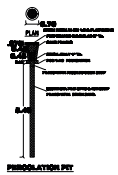

PERCOLATION PIT

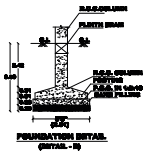

FOUNDATION DETAIL

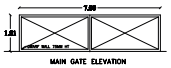

MAIN GATE ELEVATION

NOTES:-
1. ALL DIMENSIONS ARE IN METRES SCALE 1:400
2. EMERGENCY ALARMS WILL BE PROVIDED
3. FE - FIRE EXTINGUISHER PROVIDED.

REFERENCE:
Existing Road
Site Boundary
Proposed Building
Driveway

N

FILE NO:SWP/BPA/771983/2026

AREA DETAILS

DESCRIPTION	SQ.M
PLOT AREA (as per DOCUMENT)	22231.40
PLOT AREA (as per FMB)	9670.00
SUPER IMPOSED PLOT AREA	13066.71

EXISTING APPROVAL NO: PP/JD/DTCP (TD) No.182/2024., Dt: 30.12.2024

DESCRIPTION	BLOCK- 1 AREA (Sqm)		BLOCK- 2 AREA (Sqm)		TOTAL AREA (Sqm)
	F.S.I.	NON F.S.I.	F.S.I.	NON F.S.I.	
GROUND FLOOR	1171.37	–	368.70	–	1540.07
FIRST FLOOR	1020.05	–	368.70	–	1388.75
SECOND FLOOR	738.95	–	–	–	738.95
HEAD ROOM	–	–	–	48.13	48.13
TOTAL AREA	2930.37	–	737.40	48.13	3715.90

PROPOSED BUILTUP AREA (BLOCK–1) COLLEGE

SL NO.	DESCRIPTION	F.S.I. AREA (SQM)	NON F.S.I AREA (SQM)	TOTAL AREA (SQM)
1)	GROUND FLOOR AREA	1606.41	–	1606.41
2)	FIRST FLOOR AREA	1204.92	–	1204.92
3)	SECOND FLOOR AREA	762.65	–	762.65
4)	THIRD FLOOR AREA	762.65	–	762.65
5)	FOURTH FLOOR AREA	478.38	–	478.38
6)	HEAD ROOM AREA	–	45.55	45.55
7)	TOTAL AREA	4815.01	45.55	4860.56

PROPOSED BUILTUP AREA – (BLOCK–2) HOSTEL

SL NO.	DESCRIPTION	F.S.I AREA (SQM)	NON F.S.I AREA (SQM)	TOTAL AREA (SQM)
1)	GROUND FLOOR AREA	773.44	71.89	845.33
2)	FIRST FLOOR AREA	793.09		793.09
3)	SECOND FLOOR AREA	753.25	–	753.25
4)	THIRD FLOOR AREA	667.54	–	667.54
5)	FOURTH FLOOR AREA	606.72	–	606.72
6)	HEAD ROOM AREA	–	31.46	31.46
7)	TOTAL AREA	3594.04	103.35	3697.39
(BLOCK–1 & BLOCK–2) TOTAL		8409.05	148.90	8557.95

PLOT COVERAGE = 2451.74 / 9670.00 X 100 = 25.35 %
F.S.I = 8409.05 / 9670.00 = 0.870

PARKING DETAILS

S.NO	DESCRIPTION	REQUIRED	PROVIDED
1.	CAR PARKING SPACE	17	25
2.	TWO WHEELER PARKING SPACE	25	70

PROFESSIONAL DETAILS

APPLICANT	N.ARUN CHAIRMAN FOR G.NARAYANAN EDUCATIONAL TRUST	
REGISTERED ENGINEER	Er.R.MADARAJ, M.Tech. REGISTERED ENGINEER	
STRUCTURAL ENGINEER	Er.V.KAILASAM, M.E., STRUCTURAL ENGINEER	
GEO – TECH ENGINEER	Er.V.VANITHJOHEN B.E(Hons)	
CONSTRUCTION ENGINEER	Er.A.JAYAKUMAR B.E. CONSTRUCTION ENGINEER	

Signature Valid

Signature Not Verified
Signed by: Joint Director
Location:Tiruchirappalli
Date:2026.03.26 11:53:44