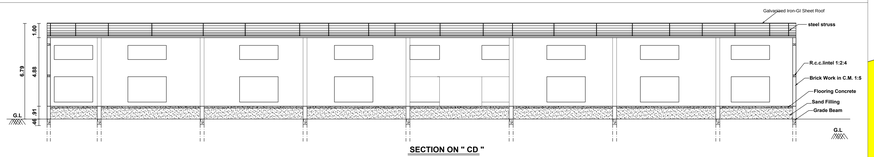
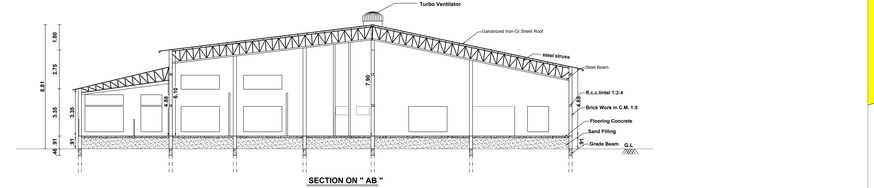


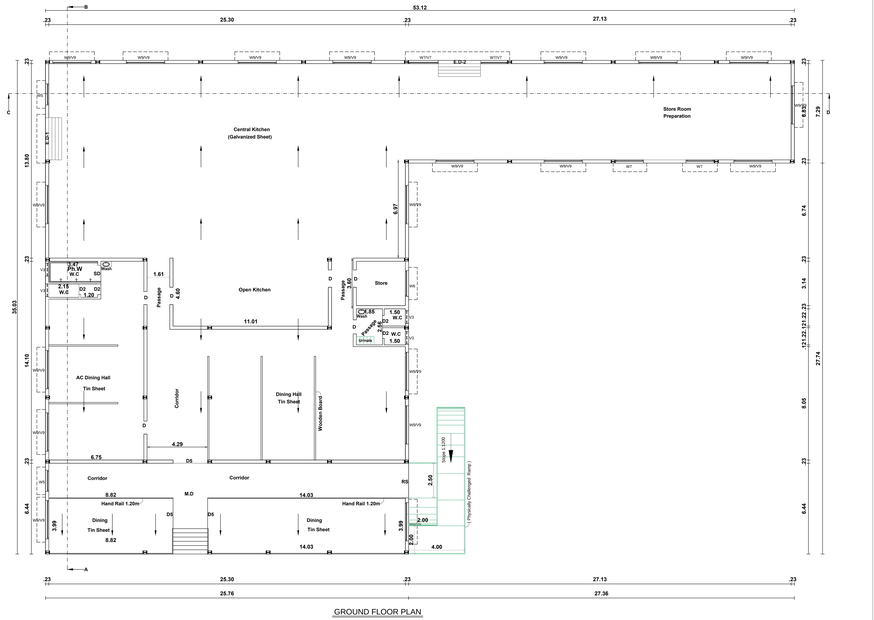
ELEVATION



SECTION ON " CD "

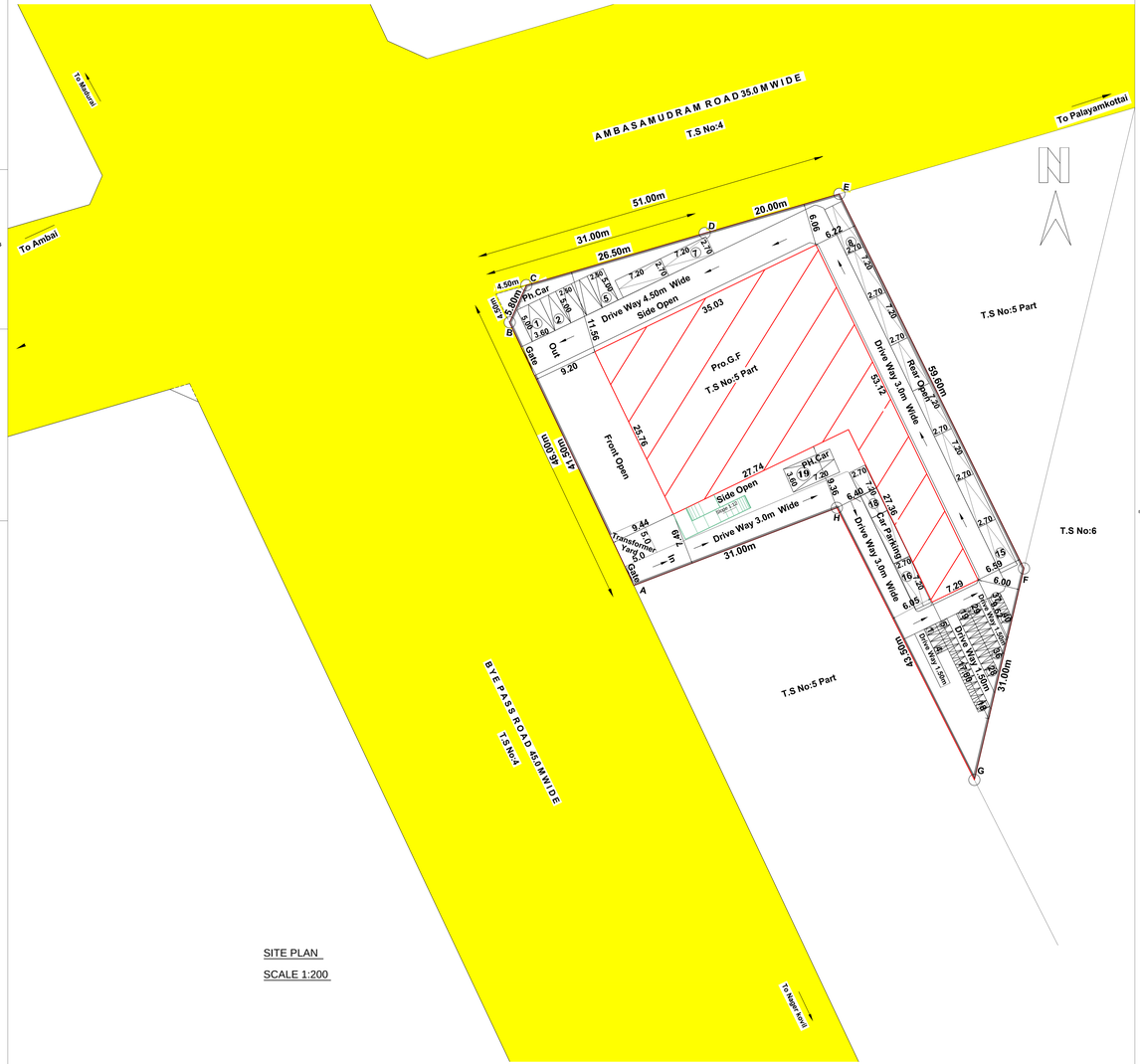


SECTION ON " AB "



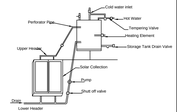
GROUND FLOOR PLAN

Signature Not Verified

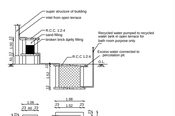


SITE PLAN

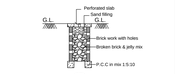
SCALE 1:200



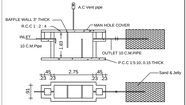
Details Of Solar Water Heater (NTS)



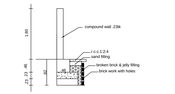




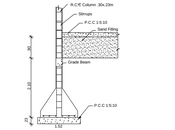
PERCOLATION PIT FOR 30 Sq. m.
(NOT FOR SCALE)



SEPTIC TANK AND TRENCH




PLINTH BOUNDARY PERCOLATION PIT
SCALE (1:50)




COLUMN DETAIL
SCALE (1:50)



RAINWATER HARVESTING



STAIR



Compound Wall Detail
SCALE :(1:50)

PLAN SHOWING THE PROPOSED CONSTRUCTION OF RESTAURANT BUILDING (GALVANIZED IRON-GI SHEET ROOF) IN T.S.NO:5 PART, T.S WARD : AU, BLOCK :1, OLD S.NO :980/3C (PART), KULAVANIGARPURAM VILLAGE , MELAPALAYAM D.D PLAN NO : 2, MELAPALAYAM WARD OFFICE , TIRUNELVELI CITY MUNICIPAL CORPORATION.

Scale 1:100 All Dimensions are in Metre

AREA DETAILS:-	SQ.M	SQ.FT.
Site Area (ABCDEFGH)	2864.13	30829
Pro. Ground Floor Area	1101.70	11854
Open Area	1762.43	18975
Total Pro.Building Area In G.F	1101.70	11854

References:-
- Site Boundary
- Pro. Building
- Exg. Road

Site Area Details:-

Rental Document & T.S Sketch Area : 2874.26 Sq.mt
Deduction Splay Area (4.50 x 4.50/2) : 10.13 Sq.mt (-)
Pro.Site Area : 2864.13 Sq.Mt

Required Parking :

i) Hotel Building Parking:

Every 50 Sq.mt = 1 Car Space (2.50x5.00) & (2.70x7.20)
Every 25 Sq.mt = 1 Two Wheeler Space (1.00 x 1.80)
Required Parking = 75 % Of Plinth Area (G.F) = 1101.70 x 0.75
Required Car Parking = (826.28 / 50)
Required Car Parking = 17 Cars
Required Two Wheeler Parking = (826.28 / 25)
Required Two Wheeler Parking = 34 Two Wheelers
Required Parking = 17 Cars & 34 Two Wheeler Space
Available Parking = 19 Cars & 40 Two Wheeler Space
(Including 2 Physically challenged car parking (3.60 x 5.00) & (3.60 x 7.20)

SANITATION REQUIREMENTS FOR RESTAURANT BUILDING

Sanitary Unit/ Fittings	Required	Available	
Male Water Closet	1	2	OK
Female Water Closet	1	2	OK
Abultion Taps	2	10	OK
Urinals	2	2	OK
Wash Basin	2	5	OK
Cleaner's Sink	3	3	OK

FLOOR AREA CALCULATION:

= G.F / Site Area
= 1101.70 (FSI Area) / 2864.13
= 0.385 < 2.00

JOINERY DETAILES:-

M.D	- Door	1.20 x 2.10
D	- Door	0.90 x 2.10
D2	- Door	0.75 x 2.10
D5	- Door	1.50 x 2.10
ED	- Emergency Door	3.00 x 2.10
W5	- Window	1.50 x 1.80
W6	- Window	1.80 x 1.80
W7	- Window	2.10 x 1.80
W9	- Window	2.70 x 1.80
V3	- Ventilator	0.90 x 0.60
V9	- Ventilator	2.70 x 0.60

Dr. N. Balamurugan, M.E., (Fire Engg) Regd.No.A/1/1111/2019 Regd. No. R3-11/LE-111/2019 Licensed Surveyor & Valuer Cum Architectural Consultant Tirunelveli - 627 011 Cell: 9787754444

STRUCTURAL ENGINEER

Dr. N. Balamurugan, M.E., (Fire Engg) Regd.No.A/1/1111/2019 Regd. No. R3-11/LE-111/2019 Licensed Surveyor & Valuer Cum Architectural Consultant Tirunelveli - 627 011 Cell: 9787754444

CONSTRUCTION ENGINEER

PP / BP / TLPA No: SWP / 137 / 2023

FILE NO: SWP / BPA / 049347 / 2023

APPLICANT

OFFICE USE

P. BALAYENGALATESH, B.Arch., Regd.No.CA/2017/71128 Regd. No. A-5/2017, March/2018 Architect & Valuer Consultant South Raja Street, Tirunelveli-627 001.

REGISTERED ENGINEER / ARCHITECT

A-66	2023
20 . 12	2023