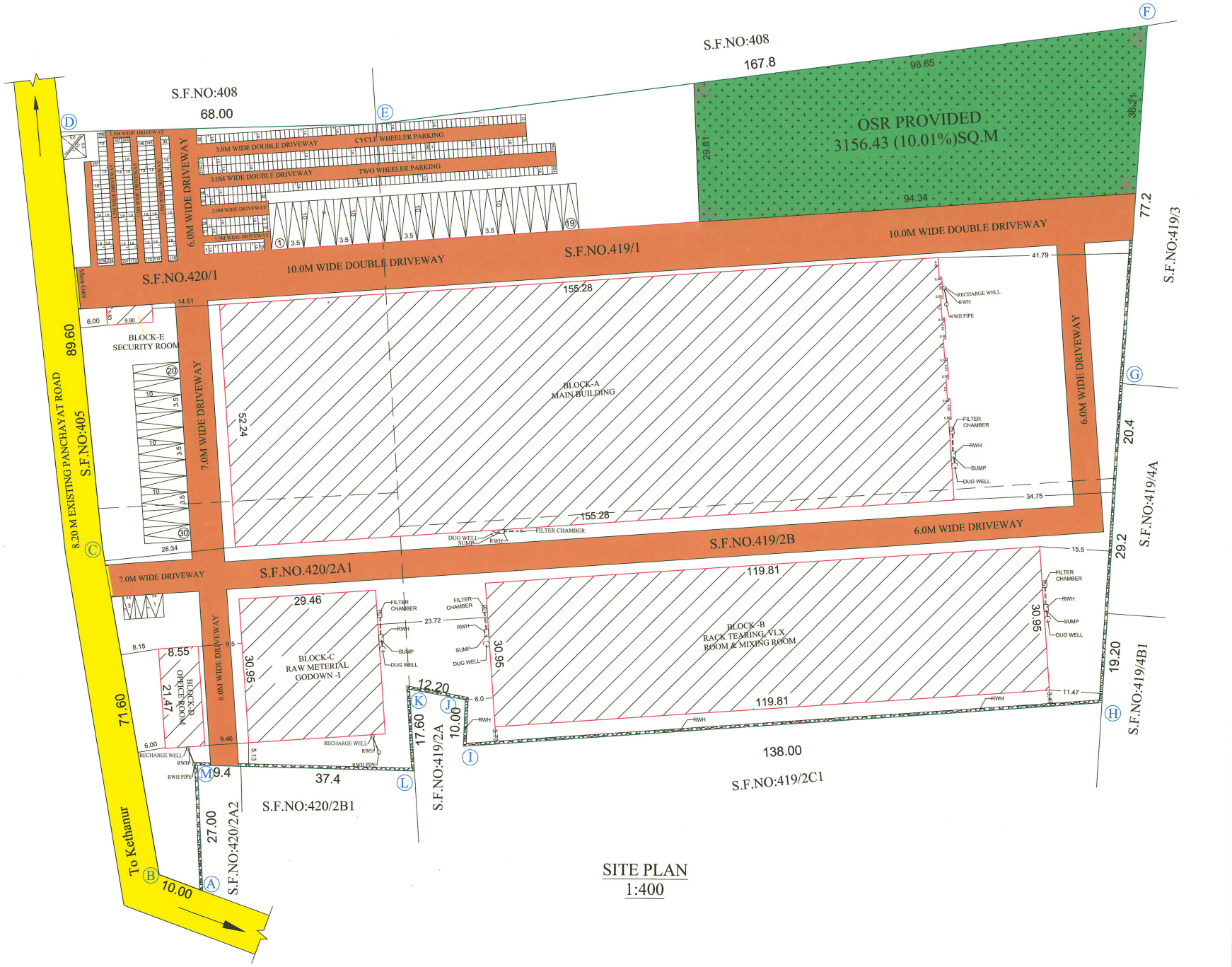
S.F.NO:408
68.00
S.F.NO:408
167.8
98.65
OSR PROVIDED
3156.43 (10.01%)SQ.M
29.81
38.21
94.34
77.2
S.F.NO:419/3
3.0M WIDE DOUBLE DRIVEWAY
CYCLE WHEELER PARKING
3.0M WIDE DOUBLE DRIVEWAY
TWO WHEELER PARKING
6.0M WIDE DRIVEWAY
10.0M WIDE DOUBLE DRIVEWAY
S.F.NO.419/1
10.0M WIDE DOUBLE DRIVEWAY
S.F.NO.420/1
41.79
155.28
BLOCK-E
SECURITY ROOM
BLOCK-A
MAIN BUILDING
52.24
RECHARGE WELL
RWH
RWH PIPE
FILTER CHAMBER
SUMP
DUG WELL
6.0M WIDE DRIVEWAY
34.75
155.28
FILTER CHAMBER
DUG WELL
SUMP
7.0M WIDE DRIVEWAY
8.20 M EXISTING PANCHAYAT ROAD
S.F.NO.405
89.60
S.F.NO.419/2B
6.0M WIDE DRIVEWAY
20.4
S.F.NO:419/4A
29.2
7.0M WIDE DRIVEWAY
S.F.NO.420/2A1
119.81
15.5
FILTER CHAMBER
29.46
BLOCK-C
RAW METERIAL
GODOWN -I
30.95
23.72
BLOCK-B
RACK TEARING,VLX
ROOM & MIXING ROOM
30.95
119.81
11.47
19.20
S.F.NO:419/4B1
8.55
BLOCK-D
OFFICE ROOM
21.47
6.0M WIDE DRIVEWAY
71.60
12.20
17.60
10.00
138.00
S.F.NO:419/2C1
RECHARGE WELL
RWH PIPE
9.4
37.4
S.F.NO:419/2A
S.F.NO:420/2B1
27.00
S.F.NO:420/2A2
To Kethanur
10.00
A
B
C
D
E
F
G
H
I
J
K
L
M

SITE PLAN
1:400

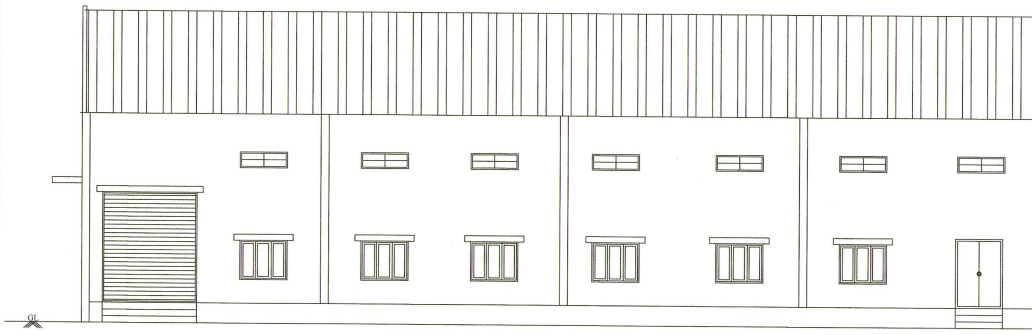

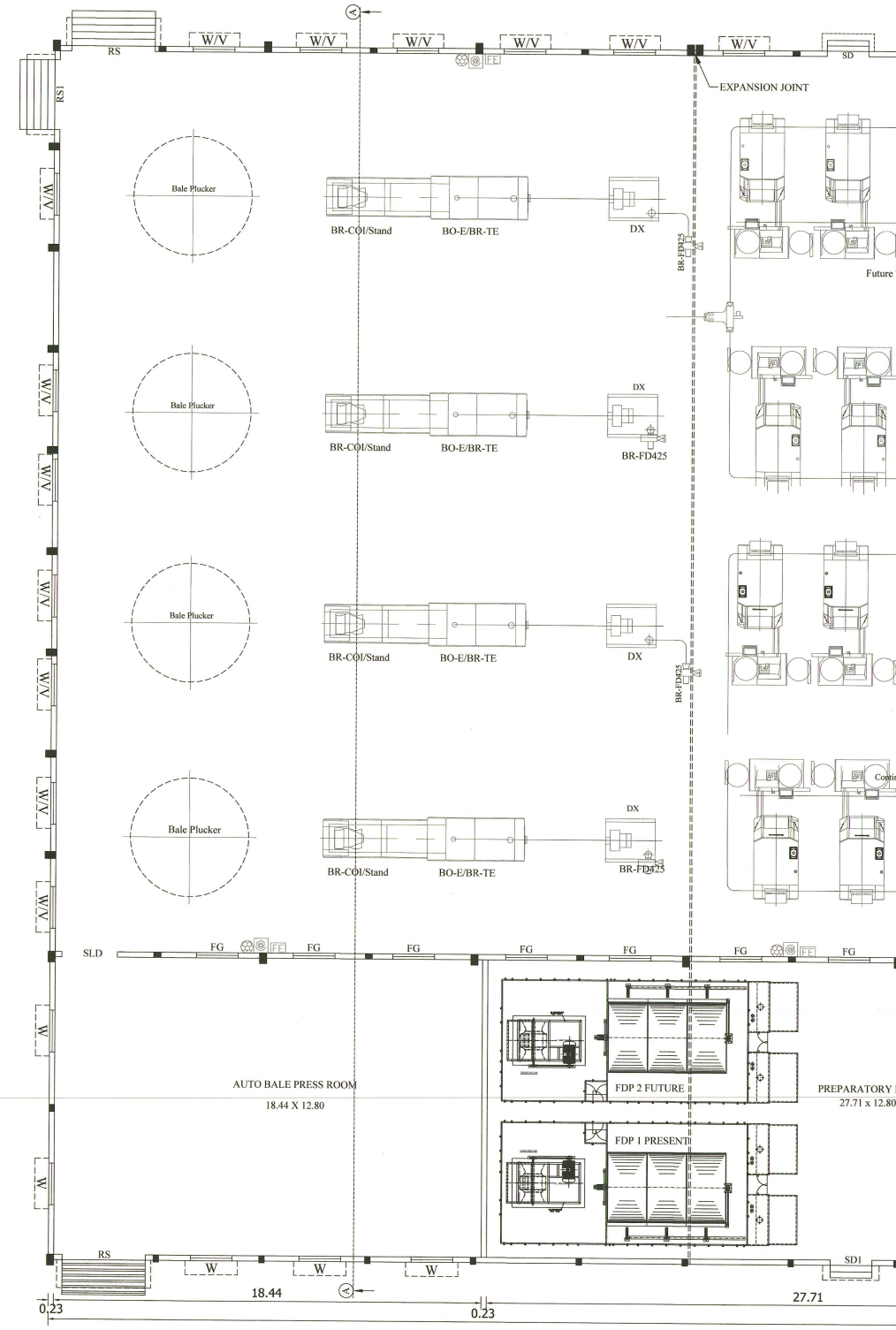
RS
W/V
SD
EXPANSION JOINT
Bale Plucker
BR-COI/Stand
BO-E/BR-TE
DX
BR-FD425
Future
SLD
FG
AUTO BALE PRESS ROOM
18.44 X 12.80
FDP 2 FUTURE
FDP 1 PRESENT
PREPARATORY
27.71 x 12.80
W
18.44
27.71
0.23
0.23
SD1

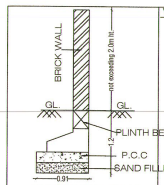
BRICK WALL
not exceeding 2.0m ht.
GL.
GL.
PLINTH BEAM
1.2
P.C.C
SAND FILLING
0.91

COMPOUND WALL DETAIL

VERTICAL REINFORCEMENT AT JAMBS OF OPENINGS

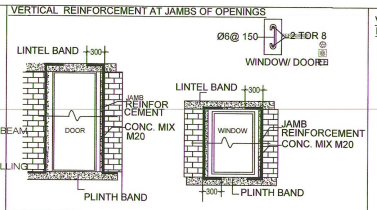
Ø6@ 150
2 TOR 8
WINDOW/ DOOR
LINTEL BAND
300
DOOR
JAMB REINFORCEMENT
CONC. MIX M20
PLINTH BAND
LINTEL BAND
300
WINDOW
JAMB REINFORCEMENT
CONC. MIX M20
300
PLINTH BAND

VERTICAL REINFORCEMENT IN BRICK WALLS

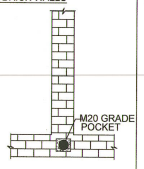
M20 GRADE POCKET

VERTICAL REINFORCEMENT IN BRICK WALLS

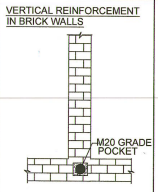
M20 GRADE POCKET

HORIZONTAL SEISMIC BANDS

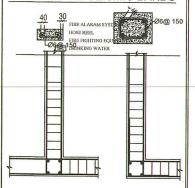
40
30
Ø6@ 150
Ø6@ 150

RAINWATER HARVESTING SYSTEM

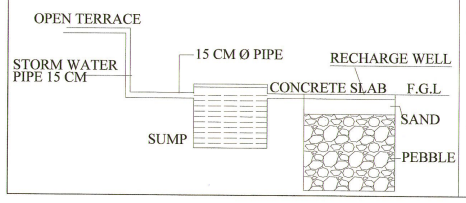
OPEN TERRACE
15 CM Ø PIPE
RECHARGE WELL
STORM WATER PIPE 15 CM
CONCRETE SLAB
F.G.L
SUMP
SAND
PEBBLE

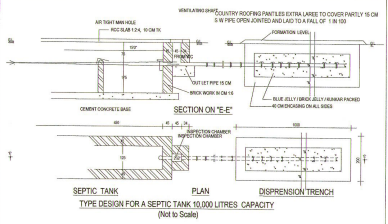
VENTILATING SHAFT
COUNTRY ROOFING PANTILES EXTRA LAREE TO COVER PARTLY 15 CM
S W PIPE OPEN JOINTED AND LAID TO A FALL OF 1 IN 100
AIR TIGHT MAN HOLE
RCC SLAB 1:2:4, 10 CM TK
FORMATION LEVEL
OUT LET PIPE 15 CM
BRICK WORK IN CM 1:6
CEMENT CONCRETE BASE
SECTION ON "E-E"
BLUE JELLY / BRICK JELLY / KUNKAR PACKED
40 CM ENCASING ON ALL SIDES
INSPECTION CHAMBER
SEPTIC TANK
PLAN
DISPRENSION TRENCH

TYPE DESIGN FOR A SEPTIC TANK 10,000 LITRES CAPACITY
(Not to Scale)

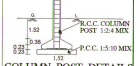
R.C.C. COLUMN POST 1:2:4 MIX
1.52
0.38
0.23
0.23
P.C.C. 1:5:10 MIX
1.52

COLUMN POST DETAILS

STAIRCASE DETAILS
(NOT TO SCALE)

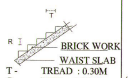
T
R
BRICK WORK
WAIST SLAB

T - TREAD : 0.30M
R - RISE : 0.15 M

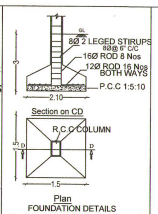
8Ø 2 LEGED STIRUPS 8Ø@ 6" C/C
16Ø ROD 8 Nos
12Ø ROD 16 Nos BOTH WAYS
P.C.C 1:5:10
2.10
Section on CD
R.C.C COLUMN
1.5
1.5
Plan

FOUNDATION DETAILS
(The above details willbe changed asper the soiltest report & structural Engineer instruction)

DETAILED PLAN OF RAINWATER PERCULATION PEBBLE BED

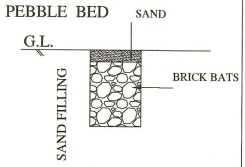
SAND
G.L.
BRICK BATS
SAND FILLING

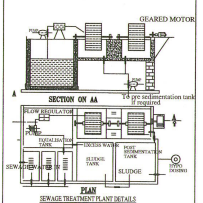
GEARED MOTOR
SECTION ON AA
To pre sedimentation tank if required
FLOW REGULATOR
PUMP
EQUALISATION TANK
EXCESS WATER
POST SEDIMENTATION TANK
SEWAGE WATER
SLUDGE TANK
SLUDGE
HYPO DOSING
PLAN

SEWAGE TREATMENT PLANT DETAILS
(WASTE WATER RECYCLING UNIT)

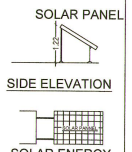
SOLAR PANEL
1.22
SIDE ELEVATION
SOLAR PANEL

SOLAR ENERGY
(Not to scale)

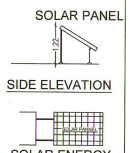
SOLAR PANEL
1.22
SIDE ELEVATION
SOLAR PANEL

SOLAR ENERGY
(Not to scale)

Document certified by B Ganesan.
Signed by: Director
Date:2023.0 13:17

Signature Not Verified
Signed by: Assistant Director
Location:Tiruppur
Date:2023.05.0 14:24:59

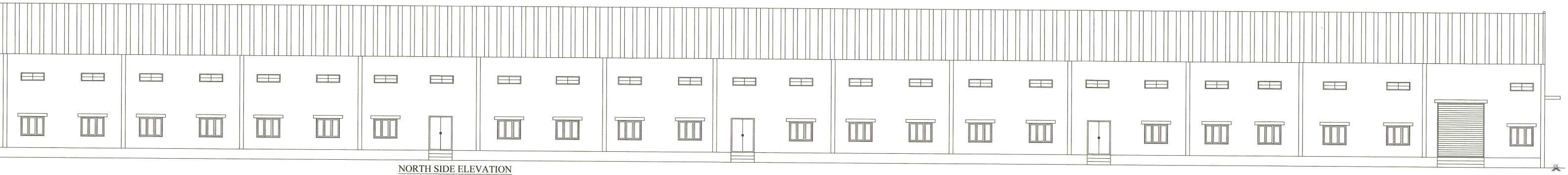

NORTH SIDE ELEVATION

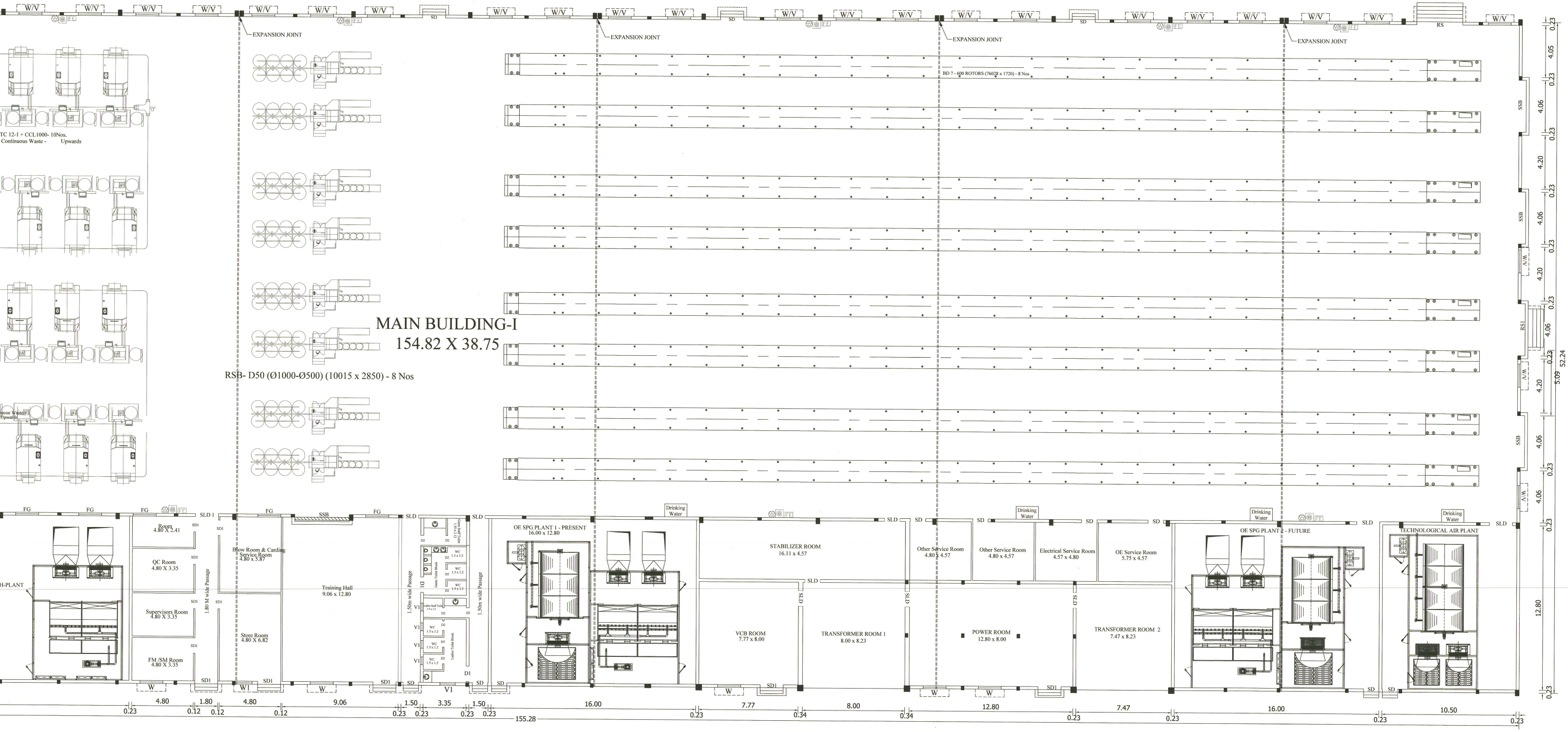

W/V
SD
RS
EXPANSION JOINT
BD 7 - 600 ROTORS (76028 x 1720) - 8 Nos
TC 12-1 + CCL1000- 10Nos.
Continuous Waste - Upwards
MAIN BUILDING-I
154.82 X 38.75
RSB- D50 (Ø1000-Ø500) (10015 x 2850) - 8 Nos
SSB
RS1
FG
SLD
H-PLANT
Room 4.80 X 2.41
QC Room 4.80 X 3.35
Supervisors Room 4.80 X 3.35
FM /SM Room 4.80 X 3.35
1.80 M wide Passage
Blow Room & Carding Service Room 4.80 X 5.87
Store Room 4.80 X 6.82
Training Hall 9.06 x 12.80
1.50m wide Passage
WC 1.5 x 1.2
Gents Toilet Block
Ladies Toilet Block
Gents Staff Toilet
Ladies Staff Toilet
V1
W1
SD1
D1
D2
W
Drinking Water
OE SPG PLANT 1 - PRESENT 16.00 x 12.80
STABILIZER ROOM 16.11 x 4.57
VCB ROOM 7.77 x 8.00
TRANSFORMER ROOM 1 8.00 x 8.23
Other Service Room 4.80 x 4.57
Other Service Room 4.80 x 4.57
Electrical Service Room 4.57 x 4.80
OE Service Room 5.75 x 4.57
POWER ROOM 12.80 x 8.00
TRANSFORMER ROOM 2 7.47 x 8.23
OE SPG PLANT 2 - FUTURE
TECHNOLOGICAL AIR PLANT
0.23
4.05
4.06
4.20
5.09
52.24
12.80
4.80
1.80
0.12
9.06
1.50
3.35
16.00
7.77
0.34
8.00
12.80
7.47
10.50
155.28

BLOCK-A

MAIN BUILDING - GROUND FLOOR PLAN

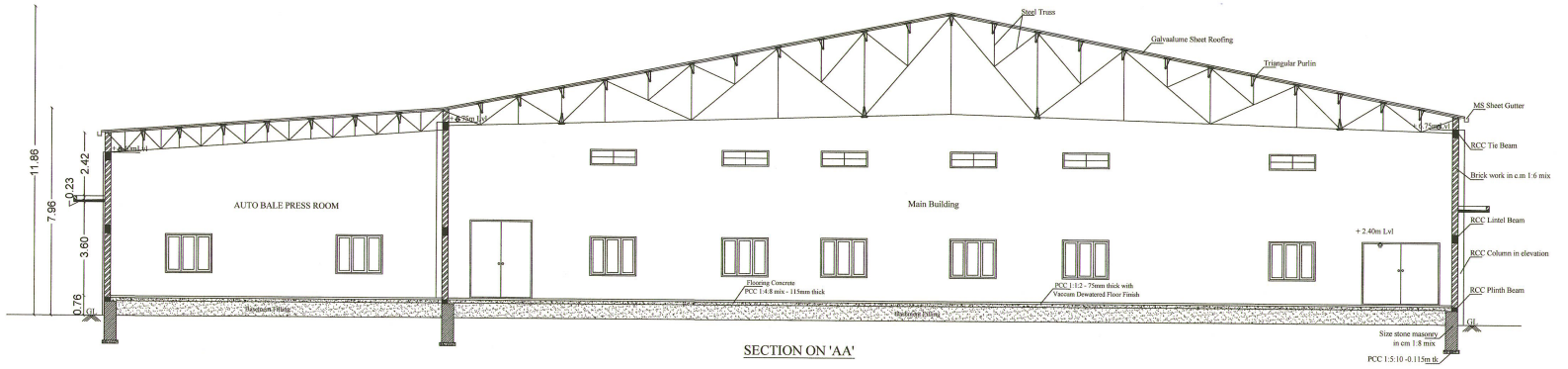
Steel Truss
Galvaalume Sheet Roofing
Triangular Purlin
MS Sheet Gutter
+ 6.75m Lvl
RCC Tie Beam
Brick work in c.m 1:6 mix
RCC Lintel Beam
RCC Column in elevation
RCC Plinth Beam
+ 2.40m Lvl
Size stone masonry in cm 1:8 mix
PCC 1:5:10 -0.115m tk
AUTO BALE PRESS ROOM
Main Building
Flooring Concrete PCC 1:4:8 mix - 115mm thick
PCC 1:1:2 - 75mm thick with Vaccum Dewatered Floor Finish
Basement filling
GL
11.86
7.96
2.42
0.23
3.60
0.76

SECTION ON 'AA'

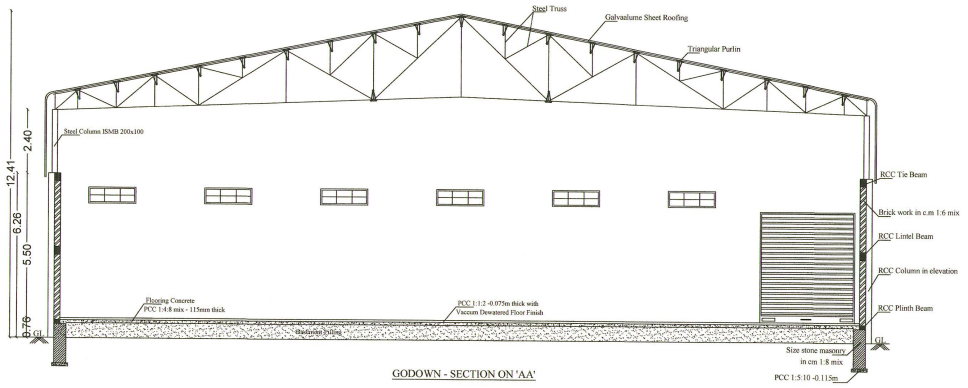
Steel Truss
Galvaalume Sheet Roofing
Triangular Purlin
Steel Column ISMB 200x100
RCC Tie Beam
Brick work in c.m 1:6 mix
RCC Lintel Beam
RCC Column in elevation
RCC Plinth Beam
Flooring Concrete PCC 1:4:8 mix - 115mm thick
PCC 1:1:2 -0.075m thick with Vaccum Dewatered Floor Finish
Basement filling
Size stone masonry in cm 1:8 mix
PCC 1:5:10 -0.115m
GL
12.41
6.26
2.40
5.50
0.76

GODOWN - SECTION ON 'AA'

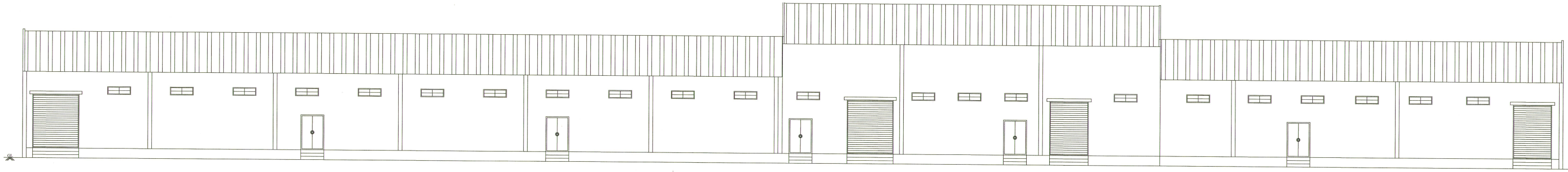

NORTH SIDE ELEVATION

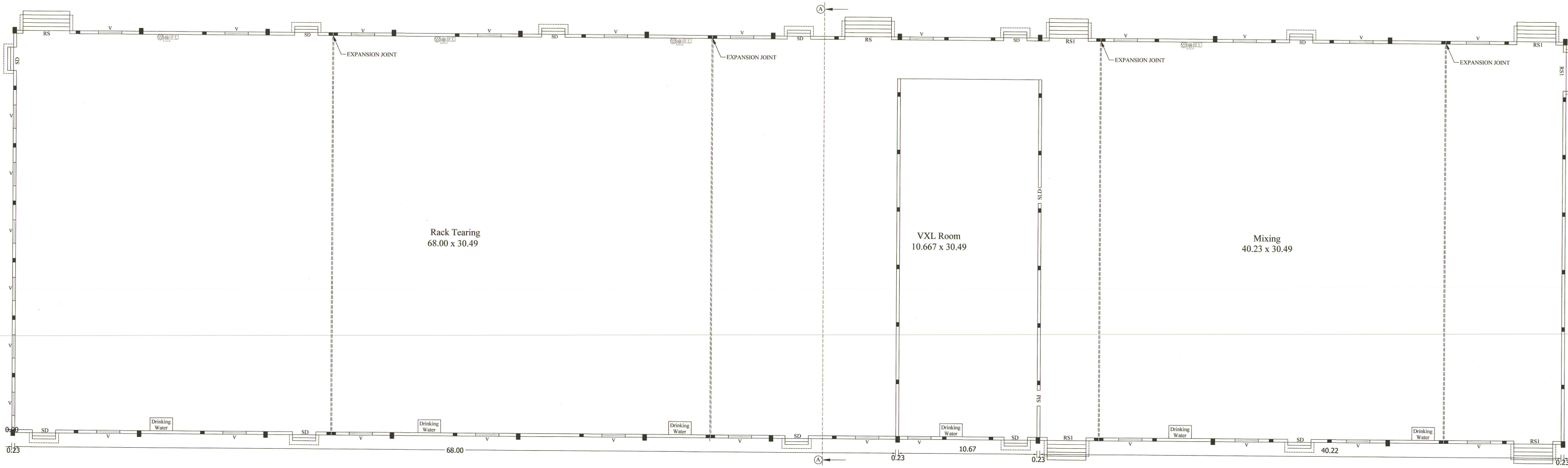
A
RS
V
SD
EXPANSION JOINT
RS1
SLD
Rack Tearing
68.00 x 30.49
VXL Room
10.667 x 30.49
Mixing
40.23 x 30.49
Drinking Water
0.00
0.23
68.00
10.67
40.22

BLOCK-B

RACK TEARING, VLX ROOM & MIXING ROOM - GROUND FLOOR PLAN

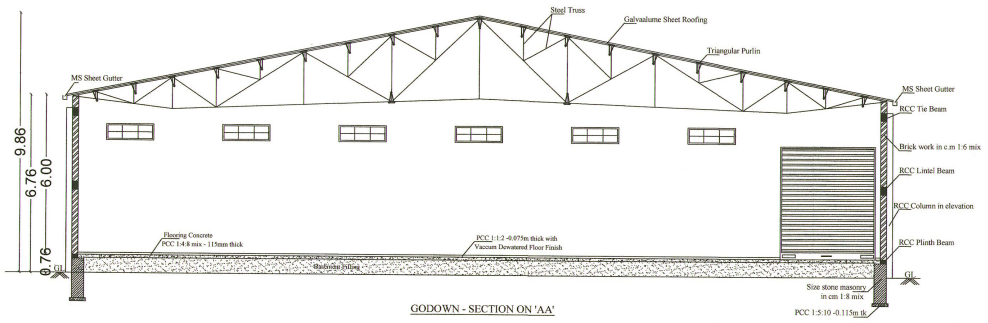
Steel Truss
Galvaalume Sheet Roofing
Triangular Purlin
MS Sheet Gutter
MS Sheet Gutter
RCC Tie Beam
Brick work in c.m 1:6 mix
RCC Lintel Beam
RCC Column in elevation
RCC Plinth Beam
Flooring Concrete PCC 1:4:8 mix - 115mm thick
PCC 1:2 -0.075m thick with Vacuum Dewatered Floor Finish
Size stone masonry in cm 1:8 mix
PCC 1:5:10 -0.115m tk
9.86
6.76
6.00
0.76
GL

GODOWN - SECTION ON 'AA'

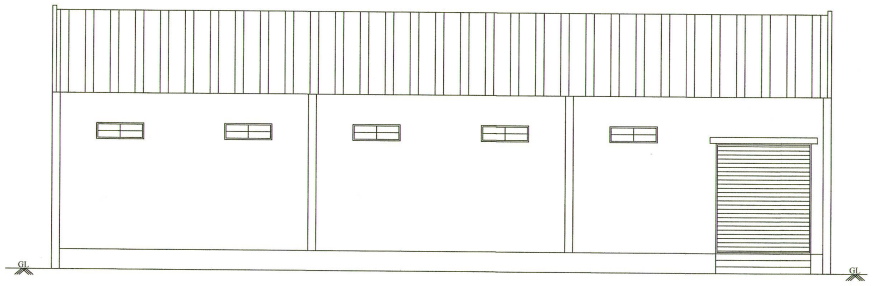

NORTH SIDE ELEVATION

GL
0.23
30.49
30.95
0.23


A
A
V
RS
RS
SD
EXPANSION JOINT
TRUSS LINE
Raw Material Godown-1
29.01 x 30.49
30.49
30.95
0.23
Drinking Water
Drinking Water
29.01
29.46

BLOCK- C

STORAGE GODOWN - II - GROUND FLOOR PLAN

SCALE : 1.100

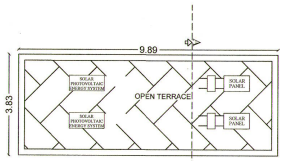
9.89
3.83
OPEN TERRACE
SOLAR PANEL
SOLAR PANEL

BLOCK-E
TERRACE FLOOR PLAN

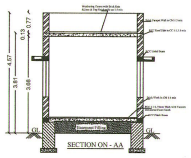

SECTION ON - AA

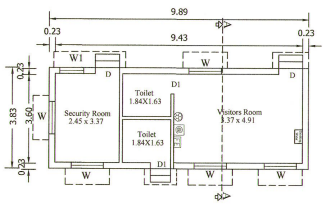
9.89
0.23
9.43
0.23
W1
W
D
D1
Security Room 2.45 X 3.37
Toilet 1.84X1.63
Toilet 1.84X1.63
Visitors Room 3.37 x 4.91
3.83
3.60
W
W
W

BLOCK-E
SECURITY ROOM - GROUND FLOOR PLAN

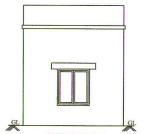

FRONT ELEVATION

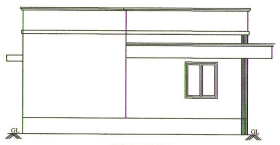

FRONT ELEVATION

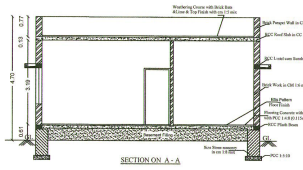

SECTION ON A - A

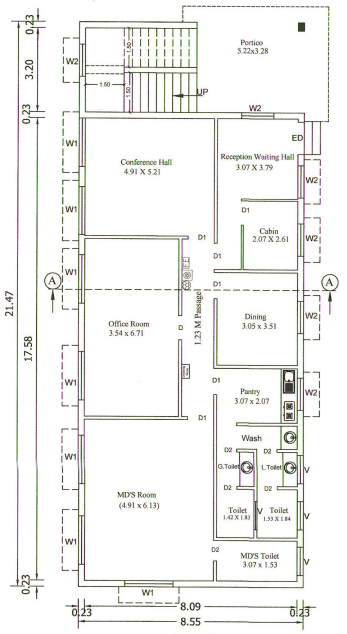
Portico 5.22x3.28
UP
W2
Conference Hall 4.91 X 5.21
Reception Waiting Hall 3.07 X 3.79
Cabin 2.07 X 2.61
Office Room 3.54 x 6.71
1.23 M Passage
Dining 3.05 x 3.51
Pantry 3.07 x 2.07
Wash
G.Toilet
L.Toilet
Toilet 1.42 X 1.81
Toilet 1.10 X 1.84
MD'S Room (4.91 x 6.13)
MD'S Toilet 3.07 x 1.53
A
A
21.47
17.58
3.20
0.23
0.23
8.09
8.55
0.23

BLOCK- D
OFFICE GROUND FLOOR PLAN

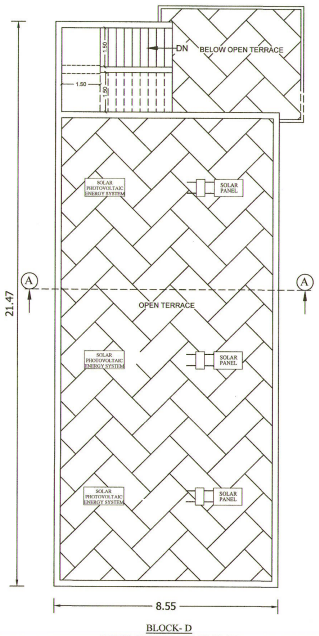
DN
BELOW OPEN TERRACE
OPEN TERRACE
SOLAR PANEL
A
A
21.47
8.55

BLOCK- D
OFFICE GROUND FLOOR PLAN

SITE AND DETAILED PLAN SHOWING THE PROPOSED CONSTRUCTION OF GALVAALUME SHEET ROOF BLOCK-A HAVING GROUND FLOOR AND BLOCK-B HAVING GROUND FLOOR AND BLOCK-C HAVING GROUND FLOOR AND RCC ROOF BLOCK-D HAVING GROUND FLOOR AND BLOCK-E HAVING GROUND FLOOR IN COTTON SPINNING AND WEAVING INDUSTRY (ORANGE CATEGORY) BUILDING WITH 1593.30 HP IN S.F.No:419/1,419/2B AND 420/1,420/2A1 AT KETHANUR VILLAGE, PALLADAM TALUK, TIRUPPUR DISTRICT.

ALL DIMENSIONS ARE IN METER

NAME OF THE APPLICANTS :

M/S FABTECH INTERNATIONAL HOSIERIES PRIVATE LIMITED,
BY ITS MANAGING DIRECTOR N.VIVEKANANDHAN

AREA DETAILS :

AS PER PATTA	- 31510.00 Sq.m
AS PER DOCUMENT	- 7.78 Acre (or) 31484.54 Sq.m
AS PER SUPER IMPOSED SITE AREA	- 31063.11 Sq.m

ONLINE APPLICATION NO: SWP/BPA/008143/2023

AREA DETAILS :

S.NO	DESCRIPTION	FSI AREA	NON FSI AREA	TOTAL BUILT UP AREA
PROPOSED BUILIDNG				
BLOCK-A (MAIN BLOCK)				
1	GROUND FLOOR	8122.11	-	8122.11
TOTAL		8122.11	-	8122.11
BLOCK-B (RACK TEARING, VLX ROOM & MIXING ROOM)				
2	GROUND FLOOR	3708.21	-	3708.21
TOTAL		3708.21	-	3708.21
BLOCK-C (RAW METERIAL GODOWN)				
3	GROUND FLOOR	911.94	-	911.94
TOTAL		911.94	-	911.94
BLOCK-D (OFFICE ROOM)				
4	GROUND FLOOR	171.88	17.50	189.38
5	HEAD ROOM	-	12.28	12.28
TOTAL		171.88	29.78	201.66
BLOCK-E (SECURITY ROOM & VISITORS ROOM)				
6	GROUND FLOOR	37.91	-	37.91
TOTAL		37.91	-	37.91
GRAND TOTEL		12952.05	29.78	12981.83

$$\frac{\text{FSI AREA}}{\text{SITE AREA}} = \frac{12952.05}{31063.11} = 0.416 < 1.5$$

HEIGHT OF THE BUILDING:7.96 M

Parking Area Description	Area	Required	Provided
1 Car space for every 100 Sq.m of Office floor area or Part thereof	201.66/100	2	3
1 two wheeler space for every 50 Sq.m of workshop floor area or Part thereof	12952.05/50	260	260
1 Cycle space for every 50 Sq.m of workshop floor area or Part thereof	12952.05/50	260	279
1 Lorry space for every 500 Sq.m of workshop floor area or Part thereof	12952.05/500	26	30

OSR DETAILS:

REQUIRED FOR OSR	PROVIDED FOR OSR
3151.00 Sq.m (10.00%)	3156.43 Sq.m (10.01%)

JOINERY DETAILS

1	ROLLING SHUTTER - RS	3.60 X 4.20
2	ROLLING SHUTTER1 - RS1	3.00 X 4.20
3	ROLLING SHUTTER1 - RS2	3.00 X 3.60
3	STEEL DOOR - SD	1.20 X 3.00
4	STEEL DOOR - SD1	2.00 X 3.00
5	SLIDING DOOR - SLD1	3.00 X 3.00
6	SLIDING DOOR - SLD 2	1.20 X 2.40
7	SLIDING DOOR - SLD 3	1.80 X 2.40
8	FIXED GLASS -FG	1.80 X 2.40
9	WINDOW - W	1.80 X 1.50
10	DOOR - D1	0.91 X 2.40
11	DOOR - D2	0.61 X 2.40
12	VENTILATOR - V	1.80 X 0.60
13	VENTILATOR1 - V1	0.90 X 0.60
14	VENTILATOR1 - V2	2.40 X 0.60

Online Application No. : SWP/BPA/008143/2023
BP/TCP[TD]NO : 39/2023
Planning Assistant : V.Prem Kumar
Draughtsman - III : S.Kalimuthu
Surveyor/ Assistant Draughtsman : B.Jayarani

NO.OF.WORKERS	
MALE	100
FEMALE	50
HP.OF.BUILDING	1593.30 HP

COLOR INDEX

SITE BOUNDARY	═
EXISTING ROAD	🟨
PROPOSED BUILDING	▨
DRIVE WAY	🟧
OSR	🟩

REFERENCE :

⚙	FIRE ALARM SYSTEM
◎	HOSE REEL
FE	FIRE FIGHTING EQUIPMENT
Drinking Water	DRINKING WATER

MACHINERY DETAILS

Name	Numbers	Hp	Total
SCHLAFORST OE	8	70.80	566.40
B/C/D	8	21.00	168.00
TEARING	20	25.37	507.50
T MIX	4	42.17	168.70
VXL BLOW ROOM	4	2.97	11.90
BR - FD 425	4	42.70	170.80
TOTAL HP			1593.30

Er.C.PALANISAMY, B.E.,

REGISTERED ENGINEER

For FABTECH INTERNATIONAL HOSIERIES (P) LTD.,
Managing Director

APPLICANT