SITE PLAN SHOWING THE PROPOSED CONSTRUCTION OF G.I SHEET ROOF GROUND FLOOR POULTRY FEED BUILDING (ORANGE CATEGORY) & INSTALLATION OF 50.0 H.P MACHINERIES IN S.F.NOS: 424/2A, 425/1, 426/1A2, ANDIYAGOUNDANUR - 1 VILLAGE & PANCHAYAT, UDUMALAIPETTAI TALUK, TIRUPPUR DISTRICT.

SHEET - 1

Applicant Name:Mrs.K.Ram Prasad Kumar

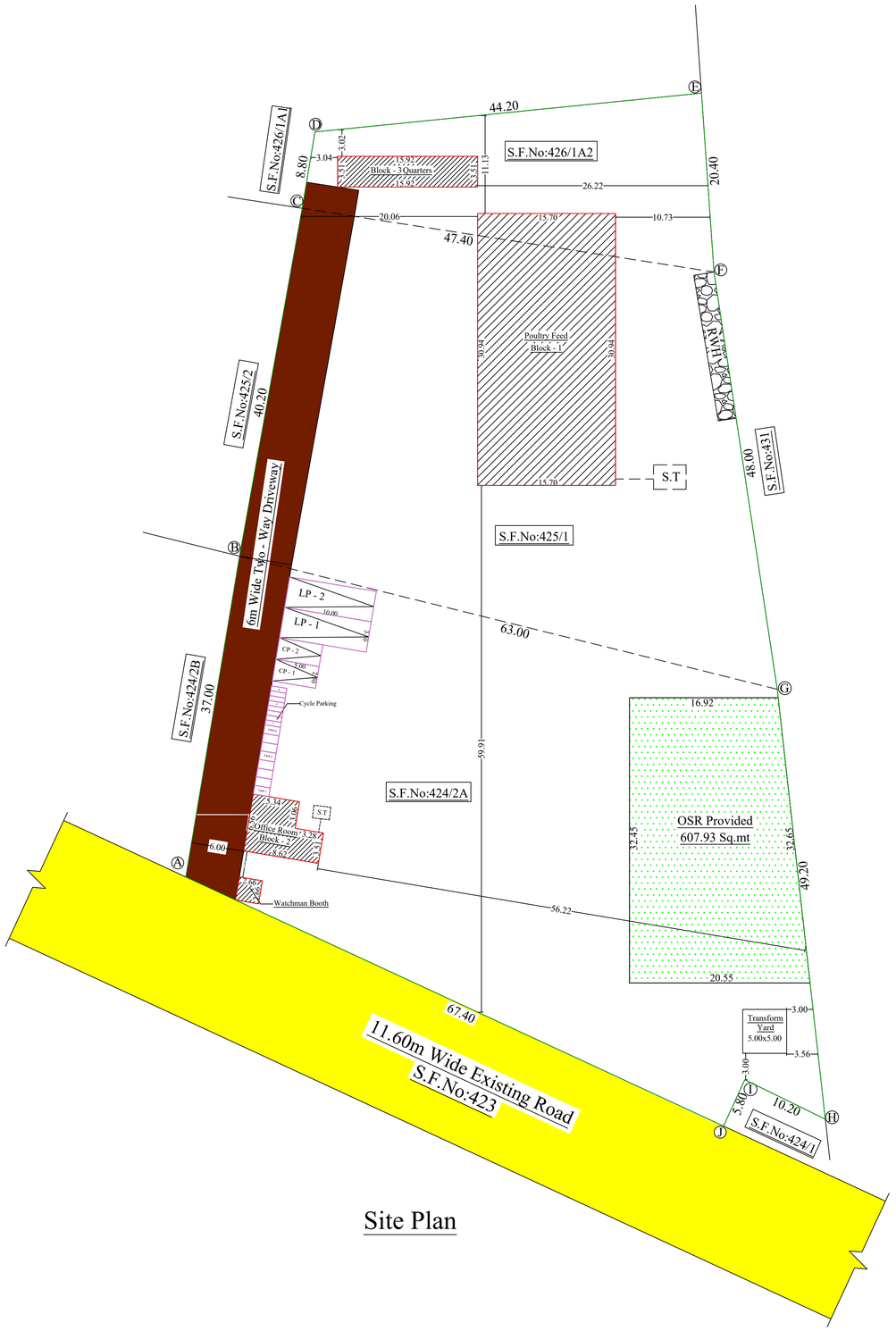

Site Plan

Scale :

Site Plan - 1 : 100

Machinery Details :-

S.No	Machine Name	Nos	HP/Each	Total
1.	BE-I Gear Motor	1	3	3
2.	BE-II Gear Motor	1	2	2
3.	Hammer Mill	1	30	30
4.	Feed Mixer	1	15	15
		Total		50

Parking Details:

Two Wheeler Parking Area Required = $\frac{\text{FSI Area}}{75} = \frac{587.99}{75}$

= 7.83 Say 8

No of Two Wheeler Parking Provided = 8

Cycle Parking Area Required = $\frac{\text{FSI Area}}{75} = \frac{587.99}{75}$

= 7.83 Say 8

No of Cycle Parking Provided = 8

Lorry Parking Area Required = $\frac{\text{FSI Area}}{500} = \frac{587.99}{500}$

= 1.17 Say 2

No of Lorry Parking Provided = 2

Car Parking Area Required = $\frac{\text{Office Area}}{100} = \frac{46.55}{100}$

= 0.46 Say 1

No of Car Provided = 2

Open Space Reservation (O.S.R):

Open Space Reservation (OSR) Required = Site Area x 10%

= 6032.00 x 10%

= 603.20 Sq.mt.

Open Space Reservation (OSR) Provided = 607.93 Sq.mt.

(or) (10.07%)

(K.RAM PRASAD KUMAR)

APPLICANT

Site Area Details:	Sq.ft	Sq.mt
Area of the Site (As per Document) (Document No:12768/2023)	64927.91	6032.00
Area of the Site (As per Patta)	64927.91	6032.00
Area of the Site (As per Field)	64930.81	6032.27
Proposed Area of the Site (As per Doc & Patta) (ABCDEFGHIJA)	64927.91	6032.00

Proposed Building Area Details :

Area Details Proposed Building	FSI Area Sq.mt	Non FSI Area Sq.mt	Total Builtup Area Sq.mt
Area of the Proposed G.F (Block - 1)	485.63	——	485.63
Area of the Proposed G.F (Block - 2)	46.55	——	46.55
Area of the Proposed G.F (Block - 3)	55.81	——	55.81
Area of the Proposed G.F (Watchman Booth)	——	4.83	4.83
Total Area	587.99	4.83	592.82

Total area of Proposed Building FSI Area - 587.99 sq.mt

Floor Space Index = $\frac{\text{Total FSI Area}}{\text{Site Area}} = \frac{587.99}{6032.00} = 0.097$

Legends :-

- Shows the Site Boundary
- Shows the Proposed Building
- Shows the Existing Road
- Shows the Open Space Reservation
- Shows the Driveway
- Shows the Parking Slot

Er. A. BALAMURUGAN
Registered Engineer,
(Regn. No.: TD/RE/Gr-II/2024/12/013)
SREE VISNU CONSTRUCTION
No.7, Vel Tower, Iswarya Nagar IInd Street,
Udumalpet - 642 126.

REGISTERED ENGINEER

PLAN SHOWING THE PROPOSED CONSTRUCTION OF G.I SHEET ROOF GROUND FLOOR POULTRY FEED BUILDING (ORANGE CATEGORY) & INSTALLATION OF 50.0 H.P MACHINERIES IN S.F.NOS: 424/2A, 425/1, 426/1A2, ANDIYAGOUNDANUR - 1 VILLAGE & PANCHAYAT, UDUMALAIPETTAI TALUK, TIRUPPUR DISTRICT.

SHEET - 2

Applicant Name:Mrs.K.Ram Prasad Kumar

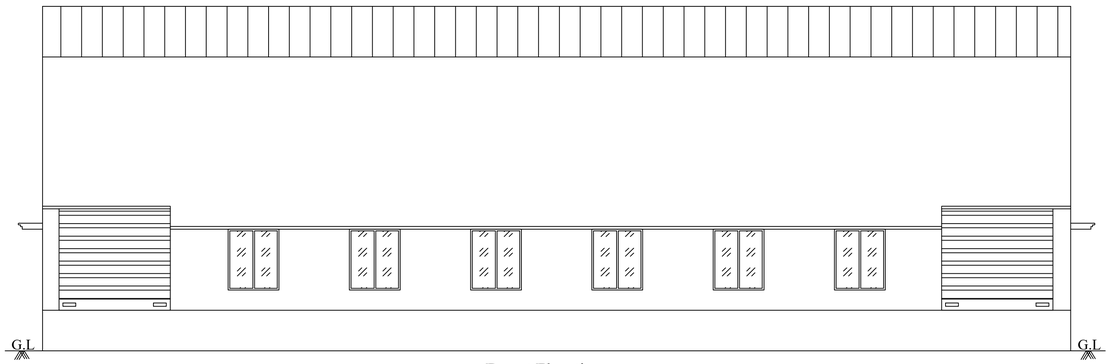

Frount Elevation

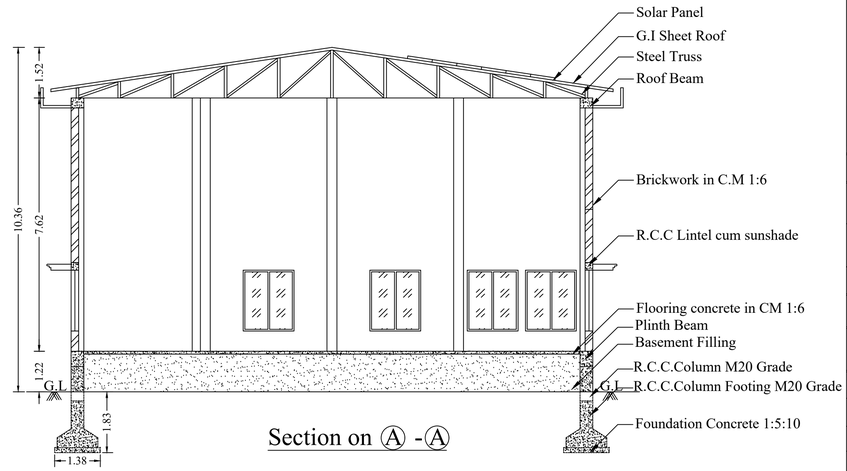

Section on Ⓐ -Ⓐ

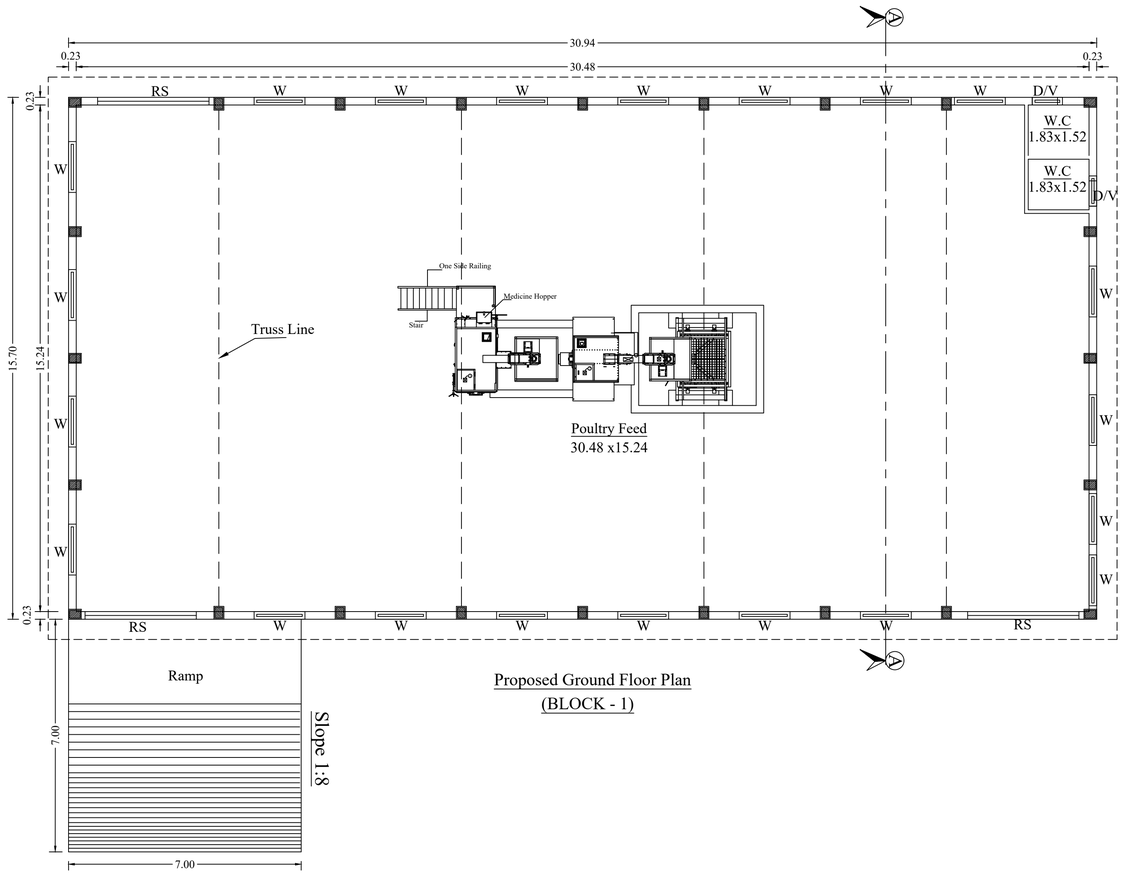

Proposed Ground Floor Plan
(BLOCK - 1)

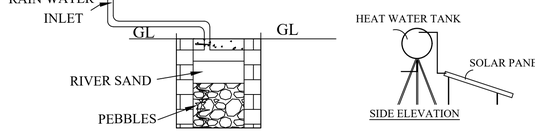

RAINWATER CONSERVATION
SECTIONAL ELEVATION

SIDE ELEVATION

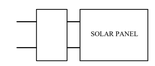

SOLAR PANEL

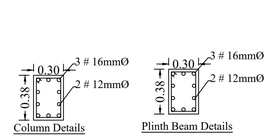

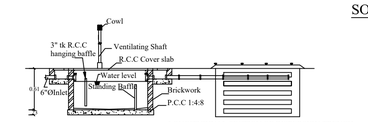

SECTION DETAILS OF SEPTIC TANK

LONGITUDINAL SECTION OF DISPERSION TRENCH

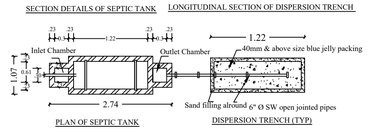

PLAN OF SEPTIC TANK

DISPERSION TRENCH (TYP)

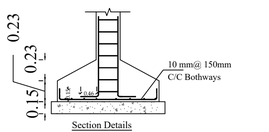

Section Details

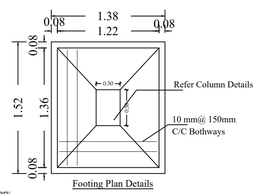

Footing Plan Details

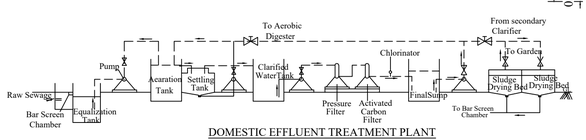

DOMESTIC EFFLUENT TREATMENT PLANT
HYDRAULIC FLOW DIAGRAM

SCALE. N.T.S.

Joinery Details :-

RS	-	Rolling Shutter	-	3.35 x 3.05
W	-	Window	-	1.52 x 1.83
V	-	Ventilator	-	0.91 x 0.61

Site Area Details:	Sq.ft	Sq.mt
Area of the Site (As per Document) (Document No:12768/2023)	64927.91	6032.00
Area of the Site (As per Patta)	64927.91	6032.00
Area of the Site (As per Field)	64930.81	6032.27
Proposed Area of the Site (As per Doc & Patta) (ABCDEFGHIJA)	64927.91	6032.00

Proposed Building Area Details :

Area Details Proposed Building	FSI Area Sq.mt	Non FSI Area Sq.mt	Total Builtup Area Sq.mt
Area of the Proposed G.F (Block - 1)	485.63	——	485.63
Total Area	485.63	——	485.63

Total area of Proposed Building FSI Area - 485.63 sq.mt

Scale :
Plan, Section, Elevation - 1 : 100

Machinery Details :-

S.No	Machine Name	Nos	HP/Each	Total
1.	BE-I Gear Motor	1	3	3
2.	BE-II Gear Motor	1	2	2
3.	Hammer Mill	1	30	30
4.	Feed Mixer	1	15	15
			Total	50

(K.RAM PRASAD KUMAR)
APPLICANT

Er. A. BALAMURUGAN
Registered Engineer,
(Regn. No.: TD/RE/Gr-II/2024/12/013)
SREE VISNU CONSTRUCTION
No.7, Vel Tower, Iswarya Nagar IInd Street,
Udumalpet - 642 126.

REGISTERED ENGINEER

PLAN SHOWING THE PROPOSED CONSTRUCTION OF R.C.C ROOF GROUND FLOOR OFFICE BUILDING (ORANGE CATEGORY) & INSTALLATION OF 50.0 H.P MACHINERIES IN S.F.NOS: 424/2A, 425/1, 426/1A2, ANDIYAGOUNDANUR - 1 VILLAGE & PANCHAYAT, UDUMALAIPETTAI TALUK, TIRUPPUR DISTRICT.

SHEET - 3

Applicant Name:Mrs.K.Ram Prasad Kumar



Elevation

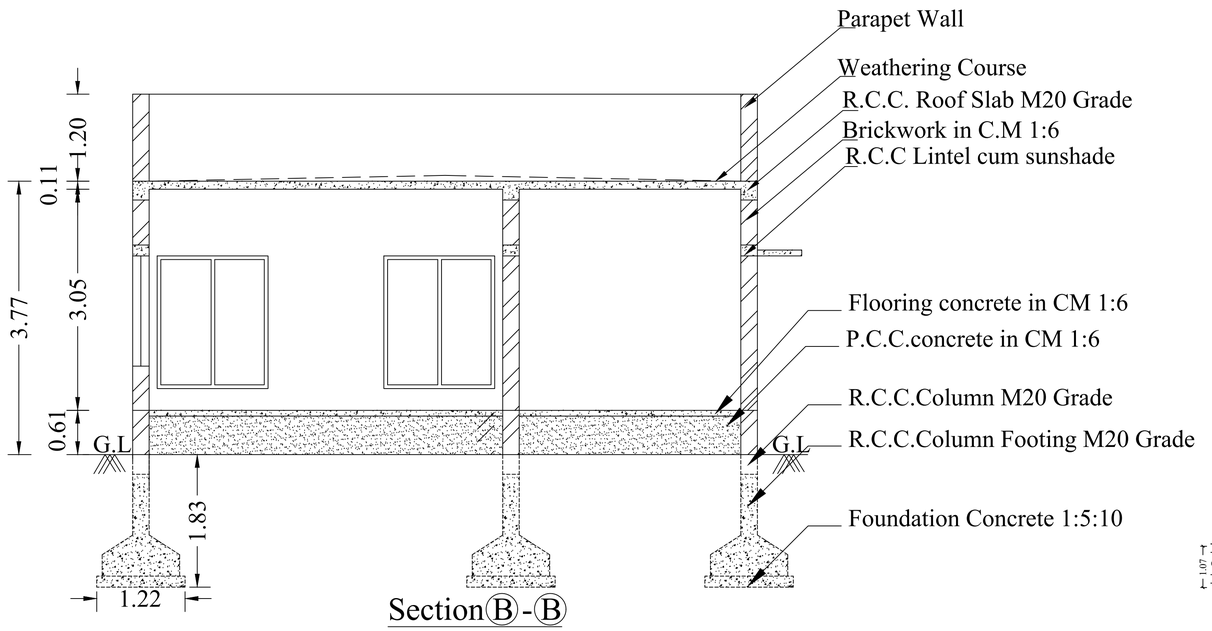

Section Ⓑ-Ⓑ

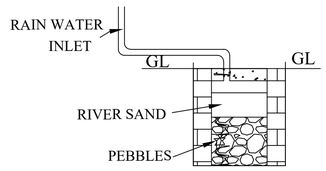

RAINWATER CONSERVATION
SECTIONAL ELEVATION

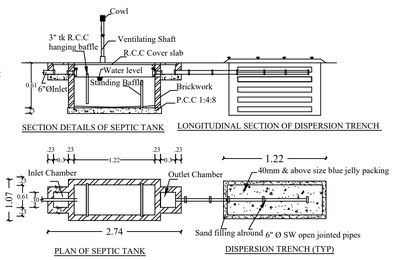

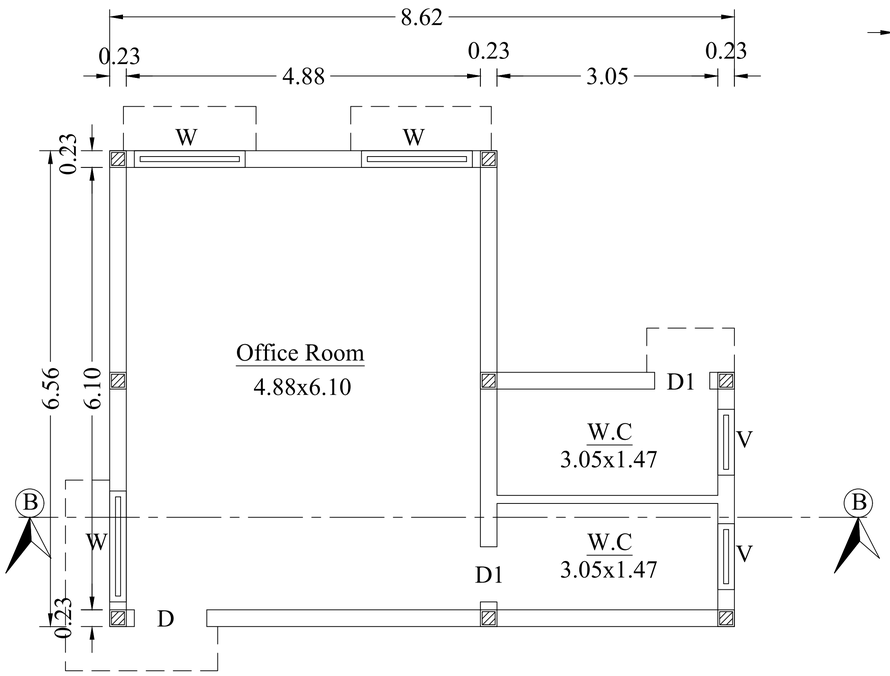

Proposed Ground Floor Plan
(BLOCK - 2)

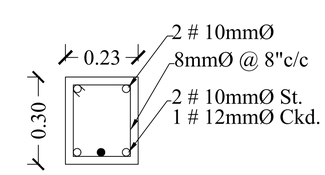

Plinth & Roof Beam Details

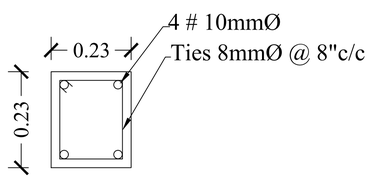

Column Details

Joinery Details :-

D	-	Door	-	1.00 x 2.13
D1	-	Door	-	0.76 x 2.13
W	-	Window	-	1.52 x 1.83
V	-	Ventilator	-	0.91 x 0.61

Scale :
Plan, Section, Elevation - 1 : 100

Proposed Building Area Details :

Area Details Proposed Building	FSI Area Sq.mt	Non FSI Area Sq.mt	Total Builtup Area Sq.mt
Area of the Proposed G.F (Block - 2)	46.55	——	46.55
Total Area	46.55	——	46.55

(K.RAM PRASAD KUMAR)
APPLICANT

Er. A. BALAMURUGAN
Registered Engineer,
(Regn. No.: TD/RE/Gr-II/2024/12/013)
SREE VISNU CONSTRUCTION
No.7, Vel Tower, Iswarya Nagar IInd Street,
Udumalpet - 642 126.
REGISTERED ENGINEER

PLAN SHOWING THE PROPOSED CONSTRUCTION OF A.C.SHEET ROOF GROUND FLOOR QUARTERS BUILDING (ORANGE CATEGORY) & INSTALLATION OF 50.0 H.P MACHINERIES IN S.F.NOS: 424/2A, 425/1, 426/1A2, ANDIYAGOUNDANUR - 1 VILLAGE & PANCHAYAT, UDUMALAIPETTAI TALUK, TIRUPPUR DISTRICT.

Applicant Name:Mrs.K.Ram Prasad Kumar

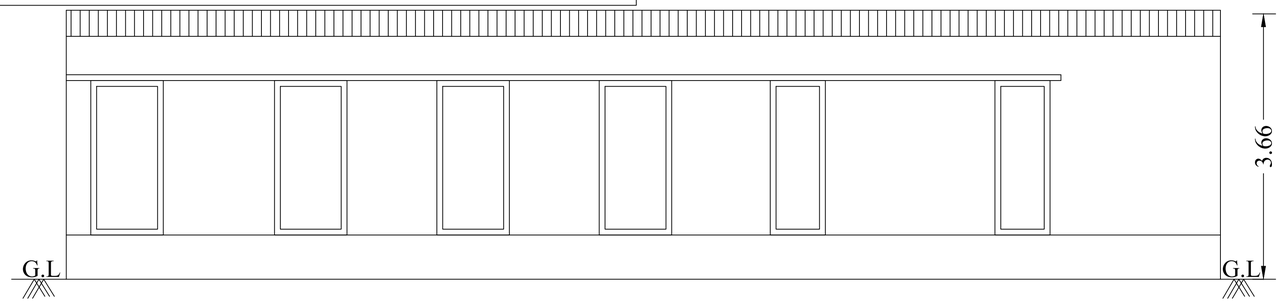

Frount Elevation

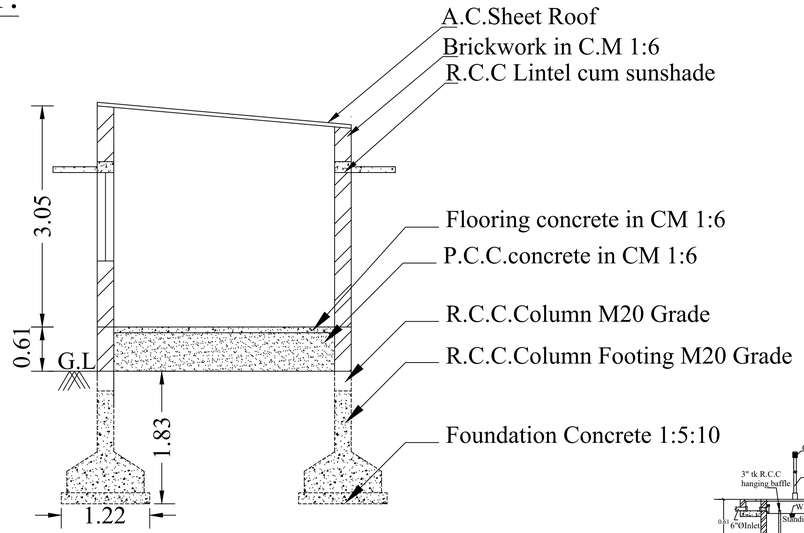

Section Ⓒ-Ⓒ

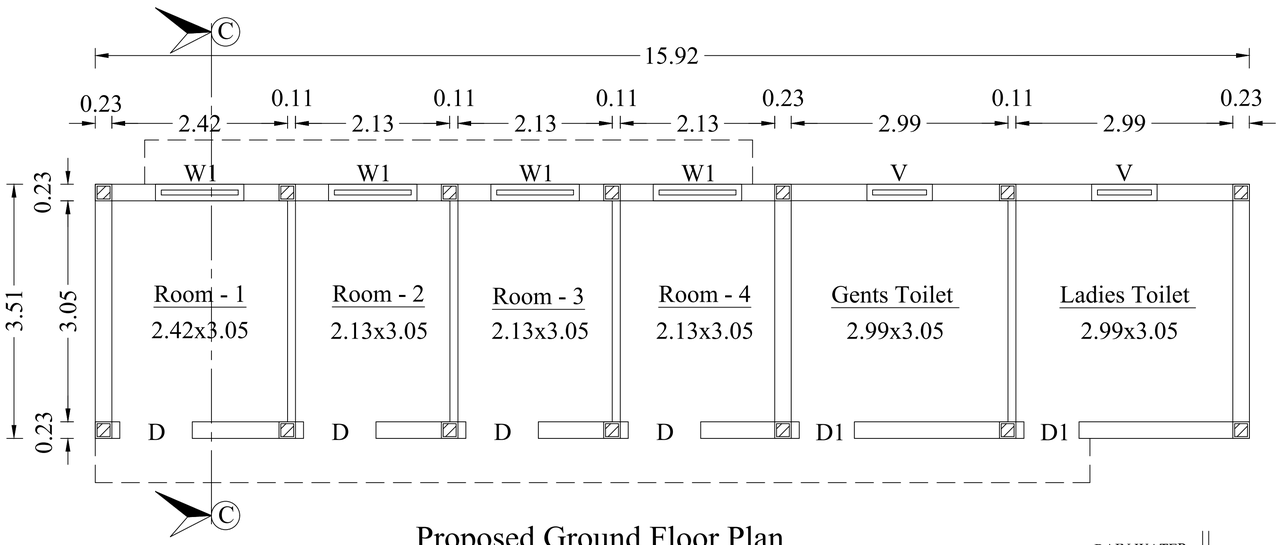

Proposed Ground Floor Plan
(BLOCK - 3)

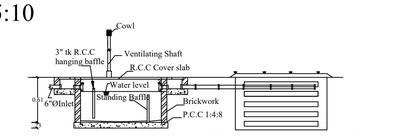

SECTION DETAILS OF SEPTIC TANK

LONGITUDINAL SECTION OF DISPERSION TRENCH

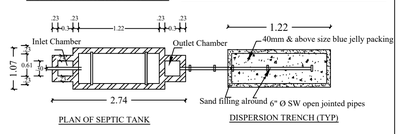

PLAN OF SEPTIC TANK

DISPERSION TRENCH (TYP)

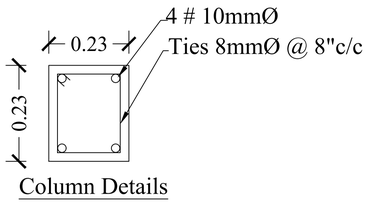

Column Details

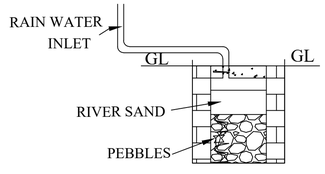

RAINWATER CONSERVATION
SECTIONAL ELEVATION

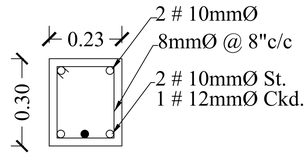

Plinth Beam Details

(K.RAM PRASAD KUMAR)
APPLICANT

Proposed Building Area Details :

Area Details Proposed Building	FSI Area Sq.mt	Non FSI Area Sq.mt	Total Builtup Area Sq.mt
Area of the Proposed G.F (Block - 3)	55.81	——	55.81
Total Area	55.81	——	55.81

Joinery Details :-

D	-	Door	-	1.00 x 2.13
D1	-	Door	-	0.76 x 2.13
W1	-	Window	-	1.22 x 1.22
V	-	Ventilator	-	0.91 x 0.61

Scale :

Plan, Section, Elevation - 1 : 100

Er. A. BALAMURUGAN
Registered Engineer,
(Regn. No.: TD/RE/Gr-II/2024/12/013)
SREE VISNU CONSTRUCTION
No.7, Vel Tower, Iswarya Nagar IInd Street,
Udumalpet - 642 126.

REGISTERED ENGINEER

SHEET - 5

PLAN SHOWING THE PROPOSED CONSTRUCTION OF A.C. SHEET ROOF GROUND FLOOR WATCHMAN BOOTH BUILDING(ORANGE CATEGORY) & INSTALLATION OF 50.0 H.P MACHINERIES IN S.F.NOS: 424/2A, 425/1, 426/1A2, ANDIYAGOUNDANUR - 1 VILLAGE & PANCHAYAT, UDUMALAIPETTAI TALUK, TIRUPPUR DISTRICT.

Applicant Name:Mrs.K.Ram Prasad Kumar

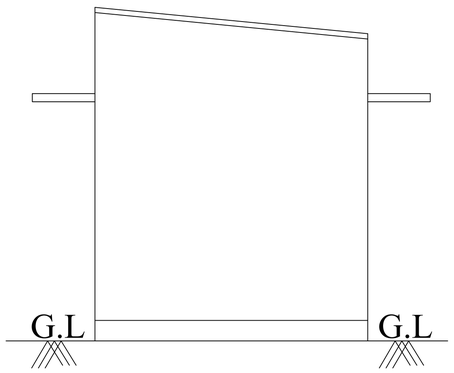

Elevation

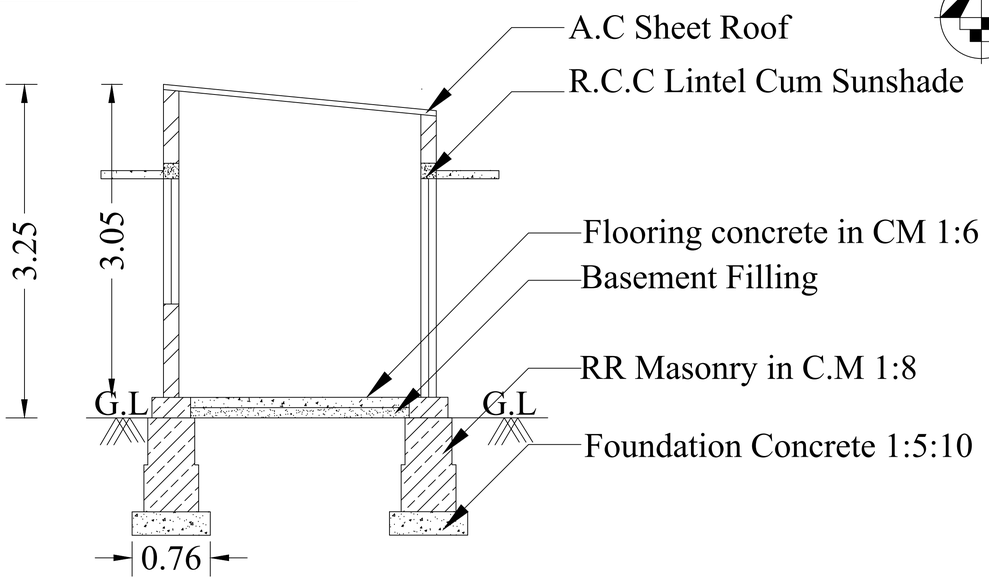

Section D - D

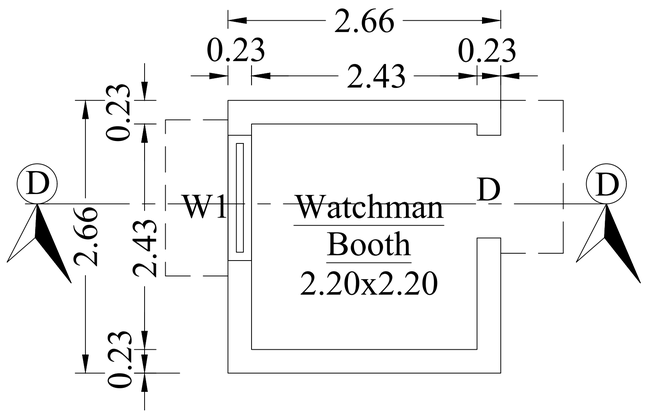

Proposed Watchman Booth Plan

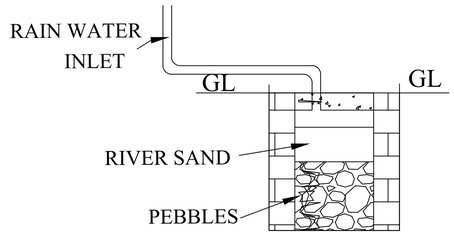

RAINWATER CONSERVATION
SECTIONAL ELEVATION

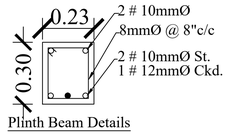

Plinth Beam Details

Joinery Details :-

D	-	Door	-	1.00 x 2.13
W1	-	Window	-	1.22 x 1.22

Proposed Building Area Details :

Area Details Proposed Building	Non FSI Area Sq.mt	Total Builtup Area Sq.mt
Area of the Proposed G.F Watchman Booth	7.06	7.06

Scale :

Plan, Section, Elevation - 1 : 100

(K.RAM PRASAD KUMAR)
APPLICANT

Er. A. BALAMURUGAN
Registered Engineer,
(Regn. No.: TD/RE/Gr-II/2024/12/013)
SREE VISNU CONSTRUCTION
No.7, Vel Tower, Iswarya Nagar IInd Street.
Udumalpet - 642 126.
REGISTERED ENGINEER

Signature Not Verified