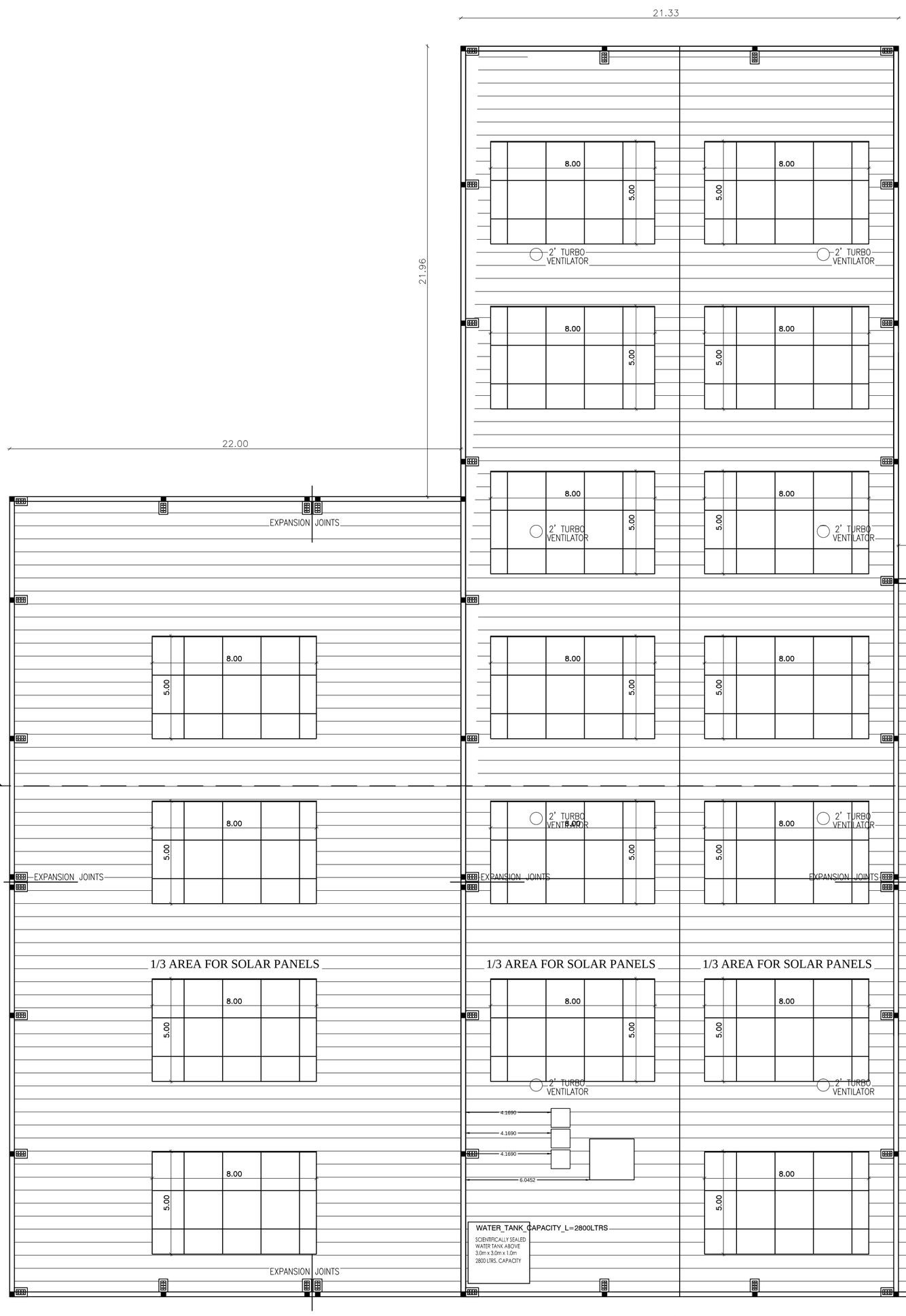


SECTION ON AA

1. Application Refrence No. SWP/BPA/0045945/2023 and Scrutiny Reference : K5PJH3ZO
2. The building plan Numbered as SWP/B.P **(Industry)** /A.D.D.T.C.P(TVLR) No.03/2024



ROOF FLOOR PLAN

REF.	NAME OF MACHINERY	QTY	H.P.
1.	AMS MCV350–1	1	20
2.	AMS MCV350–2	1	20
3.	AMS MCV350–3	1	20
4.	AMS MCV350–4	1	25
5.	AMS MCV350–5	1	25
6.	AIR COMPRESSOR	1	20
7.	SPARK	1	10
8.	SUNRISE–1	1	05
9.	SUNRISE–2	1	05
10.	THAIWAN	1	05
11.	LIGHT	1	0.75
12.	CEILING FAN	1	01
13.	AMS MCV350–6	1	25
14.	SPARK XL	1	12
15.	ROBODRILL–1	1	13
16.	ROBODRILL–2	1	13
17.	JV40	1	21
18.	AIR COMPRESSOR	1	30
19.	LL20	1	25
20.	TEAM BROACH	1	10
21.	SUNRISE–3	1	05
22.	TL200	1	20
23.	TL20	1	20
24.	POLYTURN–1	1	7.5
25.	POLYTURN–2	1	7.5
26.	POLYTURN–3	1	7.5
27.	POLYTURN–4	1	7.5
28.	POLYTURN–5	1	7.5
29.	POLYTURN–6	1	7.5
30.	POLYTURN–7	1	7.5
31.	POLYTURN–8	1	7.5
32.	PRESSFORM PRESS	1	40
33.	PORTEL BROACH	1	15
	TOTAL HP		465.75

SHEET NO : 2/3

PLAN SHOWING THE PROPOSED CONSTRUCTION OF FACTORY BUILDING FOR M/S KVTS AUTOMOTIVE PVT LTD - 465.75 HP IN S.F NOS:499/2A1A2,2A2A2, 2A1B, 2A2B OF V.No:99, PAPPARAMBAKKAM VILLAGE, PAPPARAMBAKKAM PANCHAYAT, TIRUVALLUR TALUK AND DISTRICT.

CATAGORY OF INDUSTRY : GREEN
MANUFACTURING TYPE : SHEET METAL COMPONENT

SCHEDULE OF JOINERY

RS	ROLLING SHUTTER	4.50 X 3.00
D	DOOR	1.20 X 2.13
D1	DOOR	0.76 X 2.13
D2	DOOR	1.00 X 2.13
W	WINDOW	4.50 X 1.82
W1	WINDOW	1.20 X 1.82
V	VENTILATOR	4.50 X 1.82
V1	VENTILATOR	0.91 X 0.60

DESCRIPTION	F.S.I AREA (SQM)	NON F.S.I AREA (SQM)	TOTAL (SQM)
FACTORY BUILDING			
GROUND FLOOR AREA	2690.28	----	2690.28
MEZZANINE FLOOR AREA	309.97	----	309.97
TOILET-1 - GF AREA (NON FSI)	40.60	----	40.60
SECURITY ROOM (NON FSI)	----	6.00	6.00
TOTAL BUILTUP AREA	3040.85	46.60	3046.85

WORKER'S DETAILS

NO OF WORKERS - MALE : 25 Nos
NO OF WORKERS - FEMALE : 15 Nos

SANITATION REQUIREMENTS

DESCRIPTION	REQUIRED		PROVIDED	
	MALE	FEMALE	MALE	FEMALE
WC	1	1	1	1
URINAL	1	--	2	--
WASH BASIN	1	1	1	1
DRINKER WATER FOUNTAINS	1	1	1	1
EMERGENCY FOUNTAINS	1	1	1	1

SOLAR HOT WATER SYSTEM DETAIL

NO OF WORKERS - MALE : 25 Nos
NO OF WORKERS - FEMALE : 15 Nos
TOTAL NO OF WORKERS (25+15 = 40) : 40 Nos
WATER CONSUMPTION @ 80 Lit /Person/day
TOTAL CONSUMPTION (40 X 80) : 3200 Lits
NO OF SWHS (2000 lit capacity) : 2 Nos

TURBO VENTILATOR SIZE : 2' DIA.
TURBO VENTILATOR WORKED BY ELECTRICAL .

SPECIFICATION:

SUPER STRUCTURE : 9"TK B.W IN C.M 1:5
FOUNDATION : RCC COLUMN FOUNDATION
SLAB : RCC 1:2:4 4.5"TK
BEAM LINTEL SUNSHADE : RCC 1:2:4
WEATHERING COURS/VE WITH PRESSED TILES
ELECTRIFICATION WORK CONCELLED WIRING

WWT - WASTE WATER TANK
OHT - OVER HEAD TANK
RWH - RAIN WATER HARVESTING
SWHS - SOLAR WATER HEATING SYSTEM
FE - FIRE EXTINGUISHER
EA - EMERGENCY ALARM
SB - SAND BUCKET

SCALE : 1"=8' [1:100]

N
E

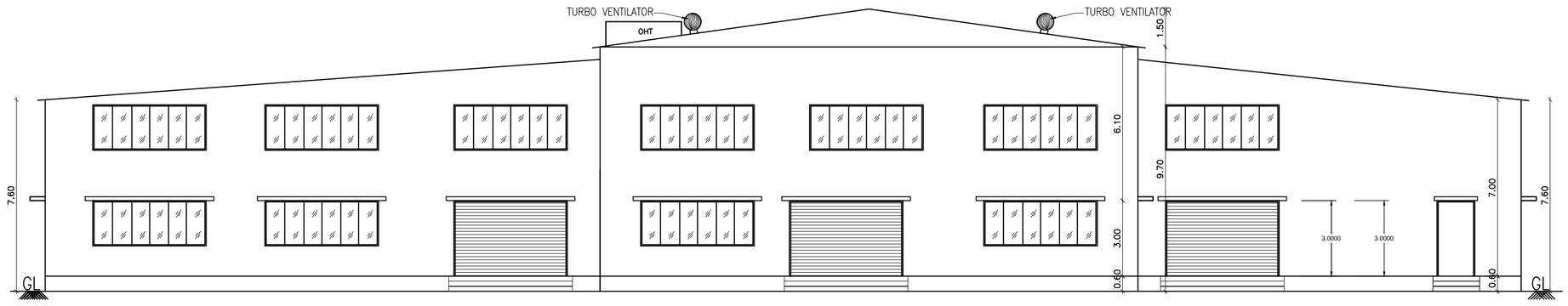
COLOR INDEX

SITE BOUNDARY
EXISTING ROAD
PROPOSED BUILDING

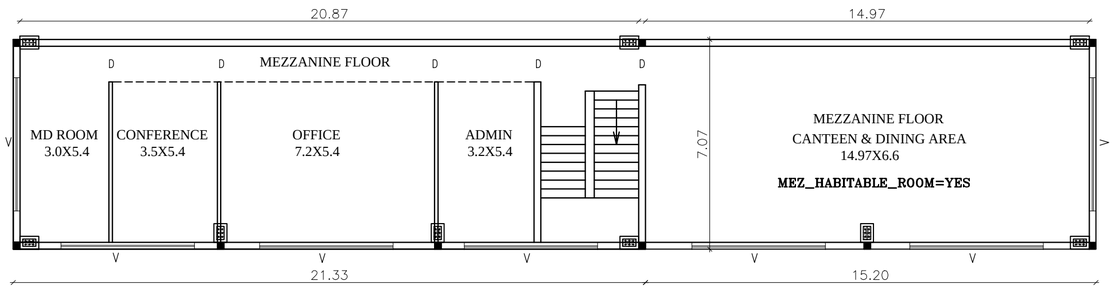
P. MARIAPPAN, B.E., M.I.E., Consulting Civil & Structural Engineer, Registered Structural Engineer Grade-I-Cat-A(N) REF: KR-II/ 2019 / 07 / 011 DTCP
Ph : 7074515 5 Cell : 9841369958
STRUCTURAL ENGINEER

for KVTS AUTOMOTIVE PRIVATE LIMITED
Managing Director
SIGNATURE OF THE APPLICANT

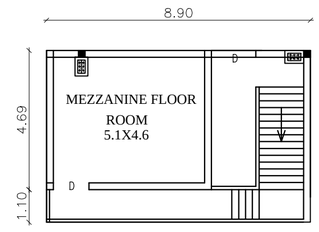
Dinesh T
Reg No: TVLR/RS/GR-I/2019/075/031
10/1, 2nd Street, Kasturibai Nagar, Avadi, Chennai-600 054.
dtdinesh.architect@gmail.com
+91 73739 83060 / 95003 66666
ARCHITECT / ENGINEER



NORTH FACING ELEVATION

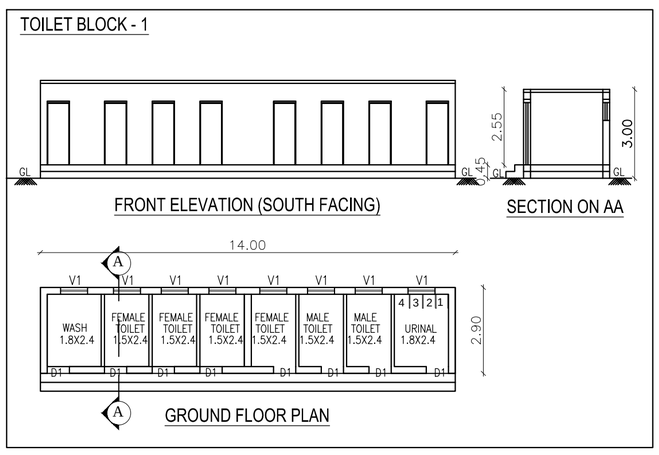


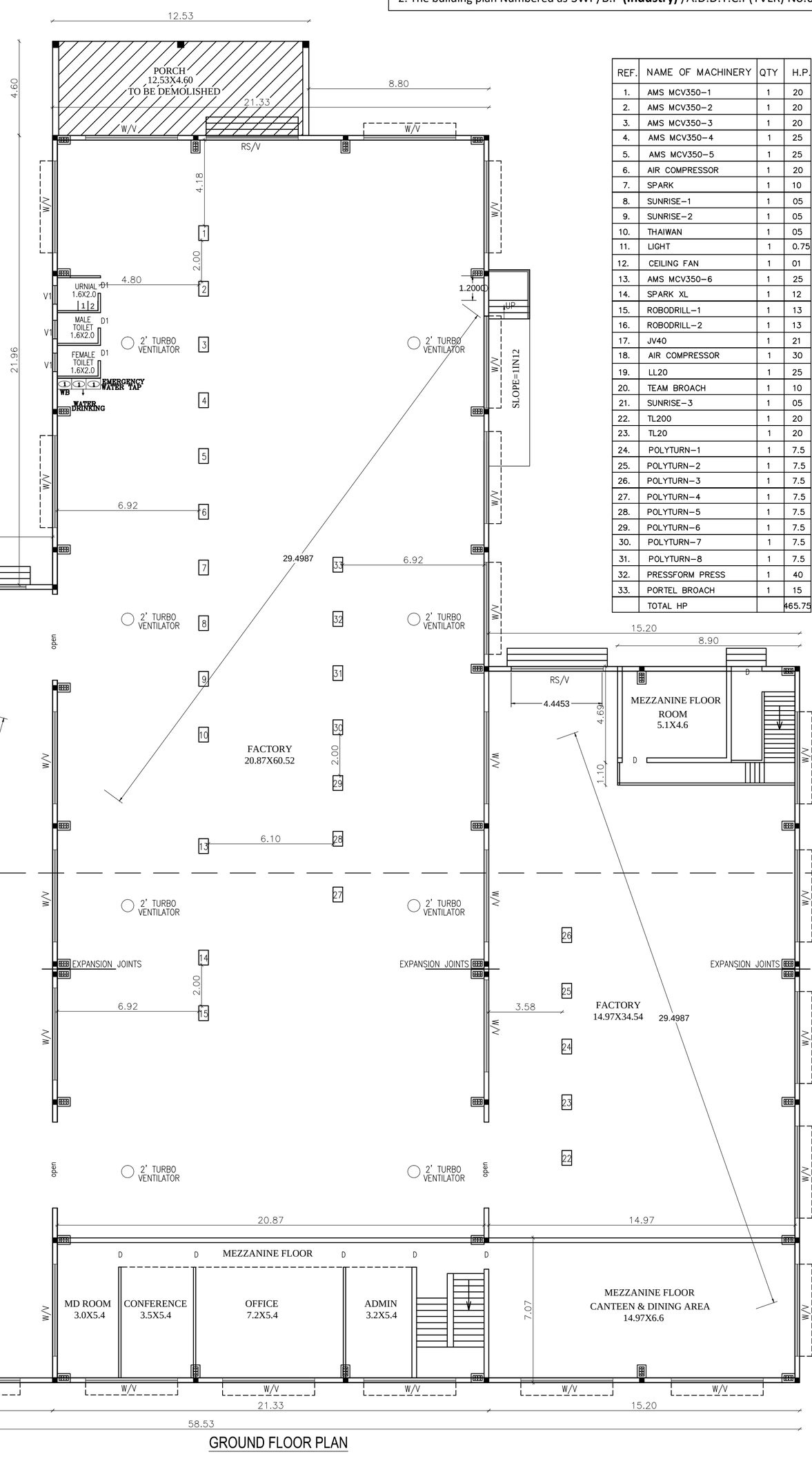
MEZZANINE FLOOR PLAN



MEZZANINE FLOOR PLAN

1. Application Refrence No. SWP/BPA/0045945/2023 and Scrutiny Reference : K5PJH3ZO
2. The building plan Numbered as SWP/B.P **(Industry)** /A.D.D.T.C.P(TVLR) No.03/2024





GROUND FLOOR PLAN

REF.	NAME OF MACHINERY	QTY	H.P.
1.	AMS MCV350–1	1	20
2.	AMS MCV350–2	1	20
3.	AMS MCV350–3	1	20
4.	AMS MCV350–4	1	25
5.	AMS MCV350–5	1	25
6.	AIR COMPRESSOR	1	20
7.	SPARK	1	10
8.	SUNRISE–1	1	05
9.	SUNRISE–2	1	05
10.	THAIWAN	1	05
11.	LIGHT	1	0.75
12.	CEILING FAN	1	01
13.	AMS MCV350–6	1	25
14.	SPARK XL	1	12
15.	ROBODRILL–1	1	13
16.	ROBODRILL–2	1	13
17.	JV40	1	21
18.	AIR COMPRESSOR	1	30
19.	LL20	1	25
20.	TEAM BROACH	1	10
21.	SUNRISE–3	1	05
22.	TL200	1	20
23.	TL20	1	20
24.	POLYTURN–1	1	7.5
25.	POLYTURN–2	1	7.5
26.	POLYTURN–3	1	7.5
27.	POLYTURN–4	1	7.5
28.	POLYTURN–5	1	7.5
29.	POLYTURN–6	1	7.5
30.	POLYTURN–7	1	7.5
31.	POLYTURN–8	1	7.5
32.	PRESSFORM PRESS	1	40
33.	PORTEL BROACH	1	15
	TOTAL HP		465.75

SHEET NO : 2/3

PLAN SHOWING THE PROPOSED CONSTRUCTION OF FACTORY BUILDING FOR M/S KVTS AUTOMOTIVE PVT LTD - 465.75 HP IN S.F NOS:499/2A1A2,2A2A2, 2A1B, 2A2B OF V.No:99, PAPPARAMBAKKAM VILLAGE, PAPPARAMBAKKAM PANCHAYAT, TIRUVALLUR TALUK AND DISTRICT.

CATAGORY OF INDUSTRY : GREEN
MANUFACTURING TYPE : SHEET METAL COMPONENT

SCHEDULE OF JOINERY

RS	ROLLING SHUTTER	4.50 X 3.00
D	DOOR	1.20 X 2.13
D1	DOOR	0.76 X 2.13
D2	DOOR	1.00 X 2.13
W	WINDOW	4.50 X 1.82
W1	WINDOW	1.20 X 1.82
V	VENTILATOR	4.50 X 1.82
V1	VENTILATOR	0.91 X 0.60

DESCRIPTION	F.S.I AREA (SQM)	NON F.S.I AREA (SQM)	TOTAL (SQM)
FACTORY BUILDING			
GROUND FLOOR AREA	2690.28	---	2690.28
MEZZANINE FLOOR AREA	309.97	---	309.97
TOILET-1 - GF AREA (NON FSI)	40.60	---	40.60
SECURITY ROOM (NON FSI)	---	6.00	6.00
TOTAL BUILTUP AREA	3040.85	46.60	3046.85

WORKER'S DETAILS

NO OF WORKERS - MALE : 25 Nos
NO OF WORKERS - FEMALE : 15 Nos

SANITATION REQUIREMENTS

DESCRIPTION	REQUIRED		PROVIDED	
	MALE	FEMALE	MALE	FEMALE
WC	1	1	1	1
URINAL	1	–	2	--
WASH BASIN	1	1	1	1
DRINKER WATER FOUNTAINS	1	1	1	1
EMERGENCY FOUNTAINS	1	1	1	1

SOLAR HOT WATER SYSTEM DETAIL

NO OF WORKERS - MALE : 25 Nos
NO OF WORKERS - FEMALE : 15 Nos
TOTAL NO OF WORKERS (25+15 = 40) : 40 Nos
WATER CONSUMPTION @ 80 Lit /Person/day
TOTAL CONSUMPTION (40 X 80) : 3200 Lits
NO OF SWHS (2000 lit capacity) : 2 Nos

TURBO VENTILATOR SIZE : 2' DIA.
TURBO VENTILATOR WORKED BY ELECTRICAL .

SPECIFICATION:

SUPER STRUCTURE : 9"TK B.W IN C.M 1:5
FOUNDATION : RCC COLUMN FOUNDATION
SLAB : RCC 1:2:4 4.5"TK
BEAM LINTEL SUNSHADE : RCC 1:2:4
WEATHERING COURS/VE WITH PRESSED TILES
ELECTRIFICATION WORK CONCELLED WIRING

WWT - WASTE WATER TANK
OHT - OVER HEAD TANK
RWH - RAIN WATER HARVESTING
SWHS - SOLAR WATER HEATING SYSTEM
FE - FIRE EXTINGUISHER
EA - EMERGENCY ALARM
SB - SAND BUCKET

SCALE : 1"=8' [1:100]

N
E

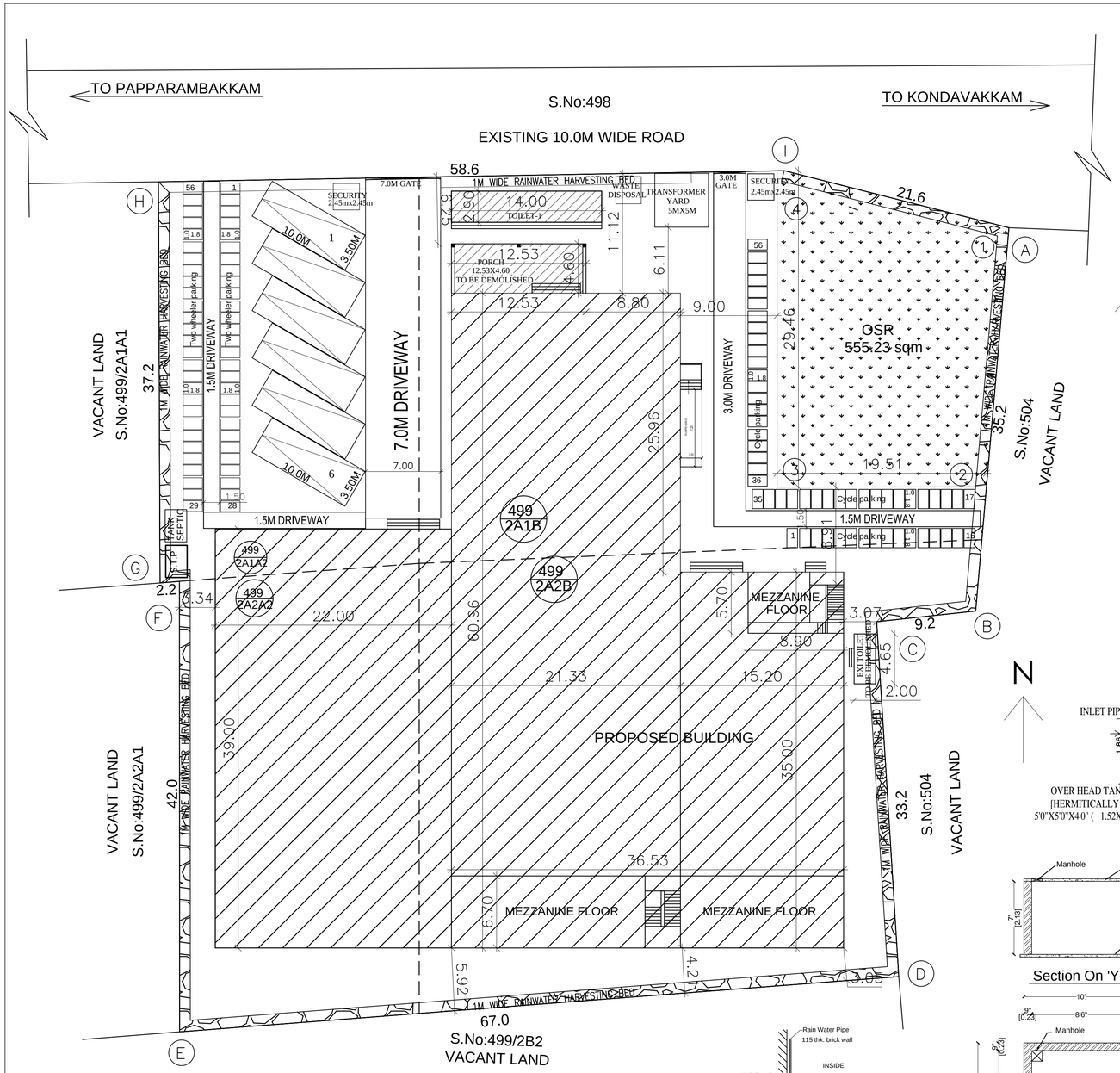
COLOR INDEX

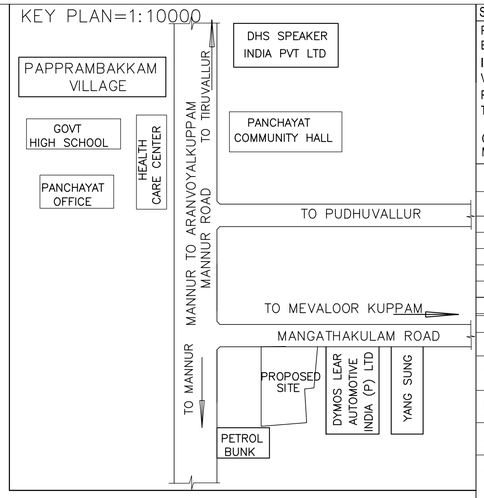
SITE BOUNDARY
EXISTING ROAD
PROPOSED BUILDING

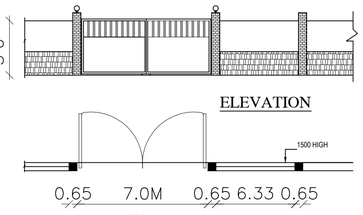
P.MARIAPPAN, B.E., M.E.,
Consulting Civil & Structural Engineer,
Registered Structural
Engineer Grade-II CAT. NO: SR-01 / 2259 / 97 / 013
DTCP
Ph : 76764555 Cell : 9841706759
STRUCTURAL ENGINEER

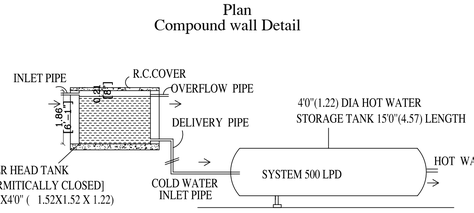
for KVTS AUTOMOTIVE PRIVATE LIMITED
Managing Director
SIGNATURE OF THE APPLICANT

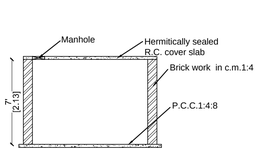
Dhinesh T Architect
Reg No: TN/07/RA/GR-I/2018/05/6011
10/1, 2nd Street, Kasthuribai Nagar,
Adyar, Chennai-600 024.
dhinesh.architect@gmail.com
+91 73738 85060 / 98403 56666
ARCHITECT / ENGINEER

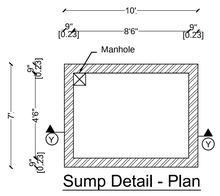


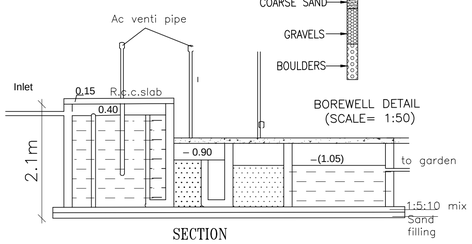


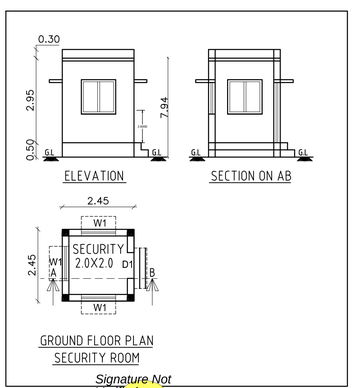


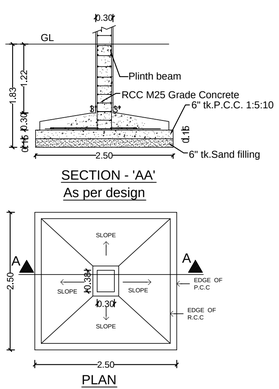


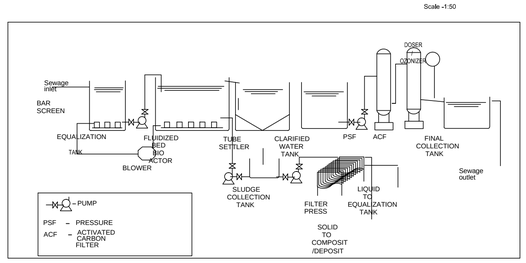




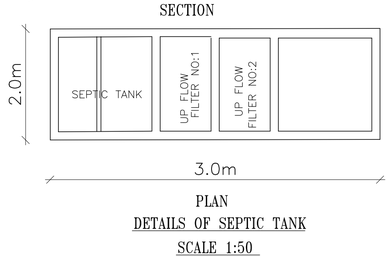








SEWERAGE TREATMENT PLANT(STP)



1. Application Refrence No. SWP/BPA/0045945/2023 and Scrutiny Reference : K5PJH3ZO
2. The proposed site is boundarised as "A to I" and Numbered as SWP/L.P/A.D.D.T.C.P(TVLR) No.15/2024 and Site Approval is being given.
3. The building plan Numbered as SWP/B.P **(Industry)** /A.D.D.T.C.P(TVLR) No.03/2024

SHEET NO : 1/3

PLAN SHOWING THE PROPOSED CONSTRUCTION OF FACTORY BUILDING FOR M/S KVTS AUTOMOTIVE PVT LTD - 465.75 HP
IN S.F NOS:499/2A1A2,2A2A2, 2A1B, 2A2B OF V.No:99, PAPPARAMBAKKAM VILLAGE, PAPPARAMBAKKAM PANCHAYAT, TIRUVALLUR TALUK AND DISTRICT.

CATAGORY OF INDUSTRY : GREEN
MANUFACTURING TYPE : SHEET METAL COMPONENT

DESCRIPTION	F.S.I AREA (SQM)	NON F.S.I AREA (SQM)	TOTAL (SQM)
TOTAL SITE AREA (AS PER PATTA)	5520.0		
FACTORY BUILDING			
GROUND FLOOR AREA	2690.28	---	2690.28
MEZZANINE FLOOR AREA	309.97	---	309.97
TOILET-1 - GF AREA	40.60	---	40.60
SECURITY ROOM (NON FSI)	---	6.00	6.00
TOTAL BUILTUP AREA	3040.85	6.00	3046.85

REFERENCE

DESCRIPTION	CALCULATION	PROPOSED
PLOT COVERAGE	2690.28 / 5520.0 X 100	48.74%
FLOOR AREA RATIO	3040.85 / 5520.0	0.550
OSR AREA	552 .0 SQM (10.0%)	555.23 sqm (10.05%)
PARKING AREA	LORRYS = 06 Nos TWO WHEELER = 55 Nos CYCLE PARK = 55 Nos	LORRYS = 06 Nos TWO WHEELER = 56 Nos CYCLE PARK = 56 Nos

WORKER'S DETAILS

NO OF WORKERS - MALE : 25 Nos
NO OF WORKERS - FEMALE : 15 Nos

SANITATION REQUIREMENTS

DESCRIPTION	REQUIRED		PROVIDED	
	MALE	FEMALE	MALE	FEMALE
WC	1	1	1	1
URINAL	1	--	2	--
WASH BASIN	1	1	1	1
DRINKER WATER FOUNTAINS	1	1	1	1
EMERGENCY FOUNTAINS	1	1	1	1

SOLAR HOT WATER SYSTEM DETAIL

NO OF WORKERS - MALE : 25 Nos
NO OF WORKERS - FEMALE : 15 Nos
TOTAL NO OF WORKERS (25+15 = 40) : 40 Nos
WATER CONSUMPTION @ 80 Lit /Person/day
TOTAL CONSUMPTION (40 X 80) : 3200 Lits
NO OF SWHS (2000 lit capacity) : 2 Nos

TURBO VENTILATOR SIZE : 2' DIA.
TURBO VENTILATOR WORKED BY ELECTRICAL .

SPECIFICATION:

SUPER STRUCTURE : 9"TK B.W IN C.M 1:5
FOUNDATION : RCC COLUMN FOUNDATION
SLAB : RCC 1:2:4 4.5"TK
BEAM LINTEL SUNSHADE : RCC 1:2:4
WEATHERING COURSIVE WITH PRESSED TILES
ELECTRIFICATION WORK CONCELLED WIRING

WWT - WASTE WATER TANK
OHT - OVER HEAD TANK
RWH - RAIN WATER HARVESTING
SWHS - SOLAR WATER HEATING SYSTEM
FE - FIRE EXTINGUISHER
EA - EMERGENCY ALARM
SB - SAND BUCKET

SCALE : 1"=16' [1:200]

N
E

COLOR INDEX

SITE BOUNDARY
EXISTING ROAD
PROPOSED BUILDING

P.MARIAPPAN, B.E., M.I.E., Consulting Civil & Structural Engineer, Govt. Approved Valuer, Engineer Supervisor Gr.I(Lic.No.: SS/ SR-II / 2014 / ST / 012 of'14)
Ph.: 7373585858, Cell: 9841331958
STRUCTURAL ENGINEER

for KVTS AUTOMOTIVE PRIVATE LIMITED
Managing Director
SIGNATURE OF THE APPLICANT

Ellavarti T Architect
Reg No: TN/01/01/2005/011
42/1, 2nd Street, Kasthuribai Nagar
Avadi, Chennai-600 054.
dhanesh.arch@gmail.com
+91 73739 83080 / 88383 58888
ARCHITECT / ENGINEER

Signature Not Verified
Signed by: Assistant Director
Location: Coimbatore
Date: 2024.01.29 16:57:56