PP APPROVAL RECORD

Planning Permission

Tiruvallur

Tiruvallur district, Tamil Nadu

APPROVAL TYPE
Building Plan

ISSUING AUTHORITY
DTCP

The approval as the planning authority issued it, reproduced in full behind this page.

An approval speaks to what was sanctioned, not to what was built. Completion is a separate record.

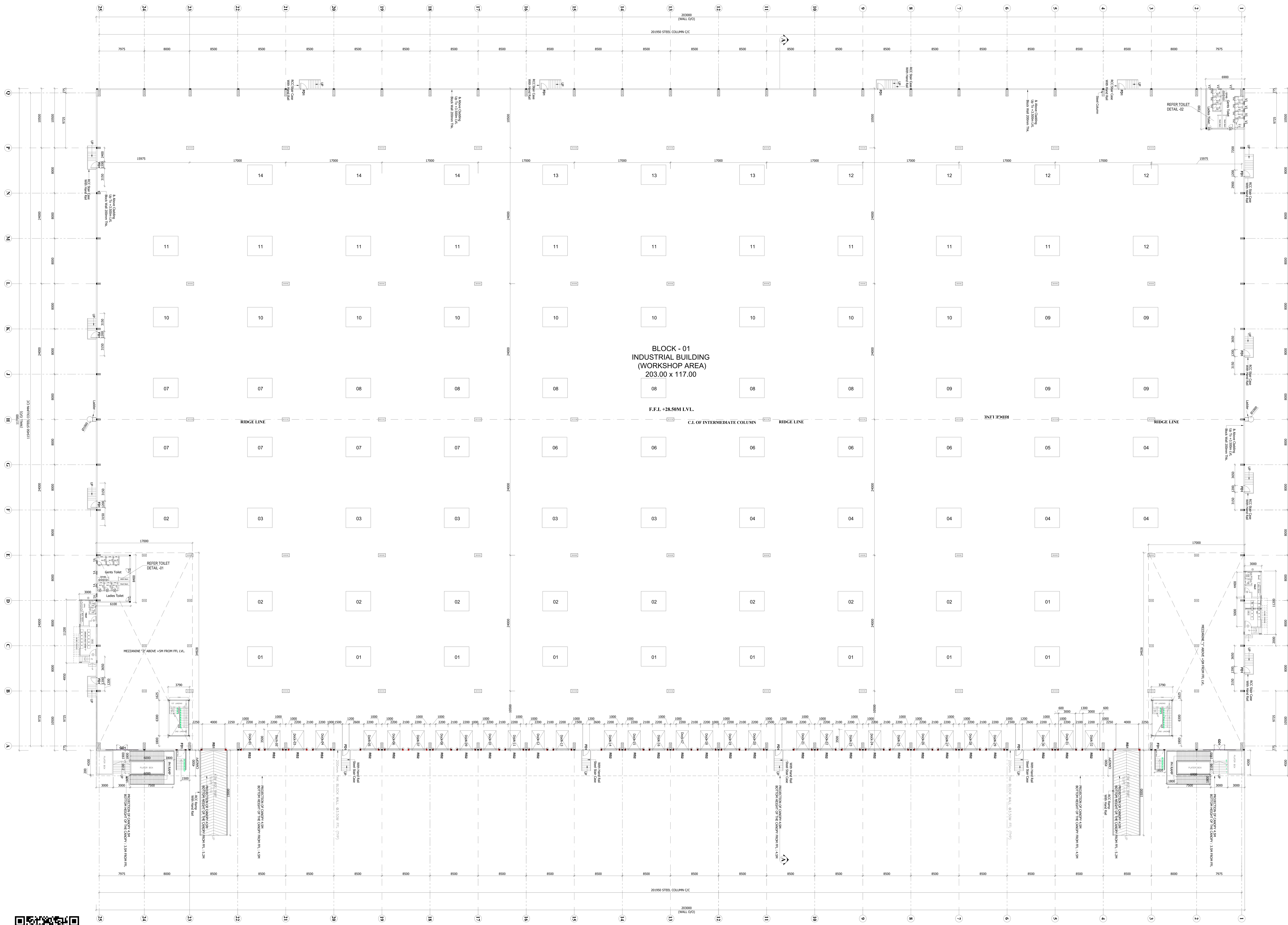

GROUND FLOOR PLAN

BLOCK - 01	SHEET NO: 01 / 21

PLAN SHOWING THE PROPOSED CONSTRUCTION OF INDUSTRIAL BUILDING FOR M/S.DAINICHI DEVELOPERS PVT. LTD., IN S.F.NO: 27/6B; 28/1C2, 1D, 1E1A2, 1E1B2, 1E2B, 1F, 1G, 1H2, 1i1A, 1i1B, 1J, 1K, 1L, 1M, 1N1, 1N2, 1O;29/2C; 30/2A1, 2B1, 2C1; 30/3; 36/1A, 1B, 3, 4; AT SETHUPAKKAM VILLAGE, TIRUVALLUR TALUK, TIRUVALLUR DISTRICT.
MANUFACTURING OF "(LIGHT AND HEAVY ENGINEERING/ MANUFACTURING / ASSEMBLING PARK / INDUSTRIAL STORAGE) " INDUSTRY CLASSIFIED AS "ORANGE"

NOTE : ALL DIMENSIONS AREA IN METER

SPECIFICATION :

FOUNDATION	: RCC 1:11/2:3 M25 Concrete Column footing Laid Over sand filling and PCC 1:4:8.
RCC WORK	: All Column, Beams, Roof Slab, Lintel,& Sunshade are in CC 1:11/2:3(M-25)
BRICKWORK	: B.W in Basement & Superstructure are in CM 1:5.
JOINERY	: Joineries are made with Steel (or) first class teak wood.
WEATHERING COURSE	: 9" x 9" Pressed Tiles laid over the Brick Jelly with Lime mortor and sloped with water proofing compound.
PLASTERING	: Ceiling plastering with CM 1:3Inside & Outside walls are plastering with CM 1:4.
PAINTING	: White washing with two coats over the one coat of primer for Ceiling.Colour washing with two coats over one coat of primer for all Walls.

MACHINERY DETAILS :

S.NO	NAME OF THE MACHINE	HP	QTY	TOTAL HP
01	COOLING CONVEYOR	16.00	10	160.00
02	CNC CUTTING M/C	1.34	9	12.06
03	1 CHAMBER WASHING M/C-1,2	8.04	5	40.20
04	LASER ELECTRIC M/C	2.68	6	16.08
05	PRINTING M/C	0.67	1	0.67
06	UPS DB FOR CONTROL PANEL	4.69	5	23.45
07	90 DEGREE CONVEYOR	4.02	6	24.12
08	GRINDING FEEDING	4.02	6	24.12
09	AUTO GRINDING AND CHAMFERING M/C-1,2,3,4	8.04	5	40.20
10	4 CHAMBER WASHING M/C-1,2,3,4	6.70	9	60.30
11	PRINTING CONVEYOR	1.34	10	10.72
12	MMS MOULDING M/C 50 TON-1	20.10	5	100.50
13	MMS MOULDING M/C 50 TON-2,3	29.22	3	146.10
14	MMS MOULDING M/C 120 TON- 1,2	29.22	3	146.10
	TOTAL	136.08	83	804.62

JOINERY SCHEDULE

RS1	4000 x 5000	ROLLING SHUTTER
RS2	3000 x 3000	ROLLING SHUTTER
GD1	6000 x 3100	GLASS DOOR
FD1	1200 x 2100	FIRE DOOR
D1	900 x 2100	DOOR
D2	750 x 2100	DOOR
D3	1200 x 2100	DOOR
V1	600 x 600	VENTILATION
V2	2300 x 600	VENTILATION

COLOUR INDEX :
PROPOSED
BOUNDARY
ROAD
DRIVEWAY

REFERENCE :
SCALE : 1:200
DATE : 03 FEB 2025

W S N E

APPLICANT :

For DAINICHI DEVELOPERS PRIVATE LIMITED
Authorised Signatory

ARCHITECT / REGISTERED ENGINEER :

R. SURESH, M.Arch
CA/2010/50045

REGISTERED STRUCTURAL ENGINEER :

Dr. R. SURESH BABU, ME(Struct), Ph.D., M.I.E (IND)., FIV
Registered Structural Engineer - Grade I
TVLR/RSE/Gr-I/2019/11/004 dt 27/11/2019
No.1, Krishnama Road, Mashkur Building,
1st Floor, Nungambakkam, Chennai - 600 034.
Ph:9884055743 rsbrsprss@gmail.com



MEZZANINE FLOOR PLAN

BLOCK - 01	SHEET NO: 02 / 21

PLAN SHOWING THE PROPOSED CONSTRUCTION OF INDUSTRIAL BUILDING FOR M/S.DAINICHI DEVELOPERS PVT. LTD., IN S.F.NO: 27/6B; 28/1C2, 1D, 1E1A2, 1E1B2, 1E2B, 1F, 1G, 1H2, 1i1A, 1i1B, 1J, 1K, 1L, 1M, 1N1, 1N2, 1O;29/2C; 30/2A1, 2B1, 2C1; 30/3; 36/1A, 1B, 3, 4; AT SETHUPAKKAM VILLAGE, TIRUVALLUR TALUK, TIRUVALLUR DISTRICT.
MANUFACTURING OF "(LIGHT AND HEAVY ENGINEERING/ MANUFACTURING / ASSEMBLING PARK / INDUSTRIAL STORAGE) " INDUSTRY CLASSIFIED AS "ORANGE"

NOTE : ALL DIMENSIONS AREA IN METER

SPECIFICATION :

- FOUNDATION : RCC 1:11/2:3 M25 Concrete Column footing Laid Over sand filling and PCC 1:4:8.
- RCC WORK : All Column, Beams, Roof Slab, Lintel,& Sunshade are in CC 1:11/2:3(M-25)
- BRICKWORK : B.W in Basement & Superstructure are in CM 1:5.
- JOINERY : Joineries are made with Steel (or) first class teak wood.
- WEATHERING COURSE : 9" x 9" Pressed Tiles laid over the Brick Jelly with Lime mortor and sloped with water proofing compound.
- PLASTERING : Ceiling plastering with CM 1:3Inside & Outside walls are plastering with CM 1:4.
- PAINTING : White washing with two coats over the one coat of primer for Ceiling.Colour washing with two coats over one coat of primer for all Walls.

JOINERY SCHEDULE

RS1	4000 x 5000	ROLLING SHUTTER
RS2	3000 x 3000	ROLLING SHUTTER
GD1	6000 x 3100	GLASS DOOR
FD1	1200 x 2100	FIRE DOOR
D1	900 x 2100	DOOR
D2	750 x 2100	DOOR
D3	1200 x 2100	DOOR
V1	600 x 600	VENTILATION
V2	2300 x 600	VENTILATION

COLOUR INDEX :
PROPOSED
BOUNDARY
ROAD
DRIVEWAY

REFERENCE :
SCALE : 1:200
DATE : 03 FEB 2025

W S N E

APPLICANT :

For DAINICHI DEVELOPERS PRIVATE LIMITED
Authorised Signatory

ARCHITECT / REGISTERED ENGINEER :

R. SURESH, M.Arch
CA/2010/50045

REGISTERED STRUCTURAL ENGINEER :

Dr. R. SURESH BABU, ME(Struct), Ph.D., M.I.E (IND)., FIV
Registered Structural Engineer - Grade I
TVLR/RSE/Gr-I/2019/11/004 dt 27/11/2019
No.1, Krishnama Road, Mashkur Building,
1st Floor, Nungambakkam, Chennai - 600 034.
Ph:9884055743 rsbrsprss@gmail.com

ROOF PLAN

BLOCK - 01	SHEET NO: 03 / 21

PLAN SHOWING THE PROPOSED CONSTRUCTION OF INDUSTRIAL BUILDING FOR M/S.DAINICHI DEVELOPERS PVT. LTD., IN S.F.NO: 27/6B; 28/1C2, 1D, 1E1A2, 1E1B2, 1E2B, 1F, 1G, 1H2, 1i1A, 1i1B, 1J, 1K, 1L, 1M, 1N1, 1N2, 1O;29/2C; 30/2A1, 2B1, 2C1; 30/3; 36/1A, 1B, 3, 4; AT SETHUPAKKAM VILLAGE, TIRUVALLUR TALUK, TIRUVALLUR DISTRICT.
MANUFACTURING OF "(LIGHT AND HEAVY ENGINEERING/ MANUFACTURING / ASSEMBLING PARK / INDUSTRIAL STORAGE) " INDUSTRY CLASSIFIED AS "ORANGE"

NOTE : ALL DIMENSIONS AREA IN METER

SPECIFICATION :

FOUNDATION	: RCC 1:11/2:3 M25 Concrete Column footing Laid Over sand filling and PCC 1:4:8.
RCC WORK	: All Column, Beams, Roof Slab, Lintel,& Sunshade are in CC 1:11/2:3(M-25)
BRICKWORK	: B.W in Basement & Superstructure are in CM 1:5.
JOINERY	: Joineries are made with Steel (or) first class teak wood.
WEATHERING COURSE	: 9" x 9" Pressed Tiles laid over the Brick Jelly with Lime mortor and sloped with water proofing compound.
PLASTERING	: Ceiling plastering with CM 1:3Inside & Outside walls are plastering with CM 1:4.
PAINTING	: White washing with two coats over the one coat of primer for Ceiling.Colour washing with two coats over one coat of primer for all Walls.

JOINERY SCHEDULE

RS1	4000 x 5000	ROLLING SHUTTER
RS2	3000 x 3000	ROLLING SHUTTER
GD1	6000 x 3100	GLASS DOOR
FD1	1200 x 2100	FIRE DOOR
D1	900 x 2100	DOOR
D2	750 x 2100	DOOR
D3	1200 x 2100	DOOR
V1	600 x 600	VENTILATION
V2	2300 x 600	VENTILATION

COLOUR INDEX :

PROPOSED	
BOUNDARY	
ROAD	
DRIVEWAY	

REFERENCE :

SCALE : 1:200

DATE : 03 FEB 2025

APPLICANT :

For DAINICHI DEVELOPERS PRIVATE LIMITED

Authorised Signatory

ARCHITECT / REGISTERED ENGINEER :

R. SURESH, M.Arch
CA/2010/50045

REGISTERED STRUCTURAL ENGINEER :

Dr. R. SURESH BABU, ME(Struct), Ph.D., M.I.E (IND)., FIV
Registered Structural Engineer - Grade I
TVL/R/RSE/Gr-I/2019/11004 dt 27/11/2019
No.1, Krishnama Road, Mashkur Building,
1st Floor, Nungambakkam, Chennai - 600 034.
Ph:9884055743 rsbspress@gmail.com

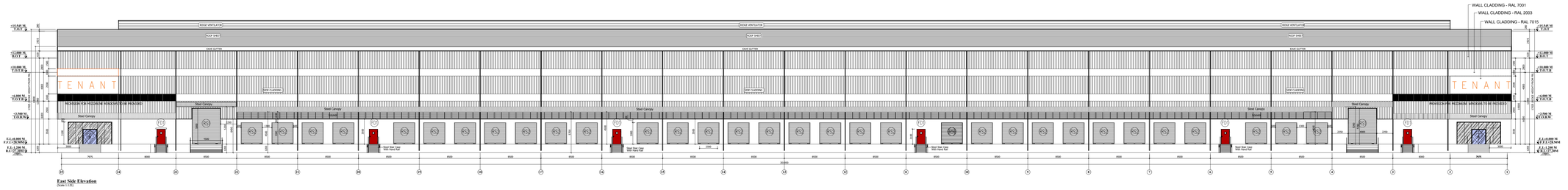

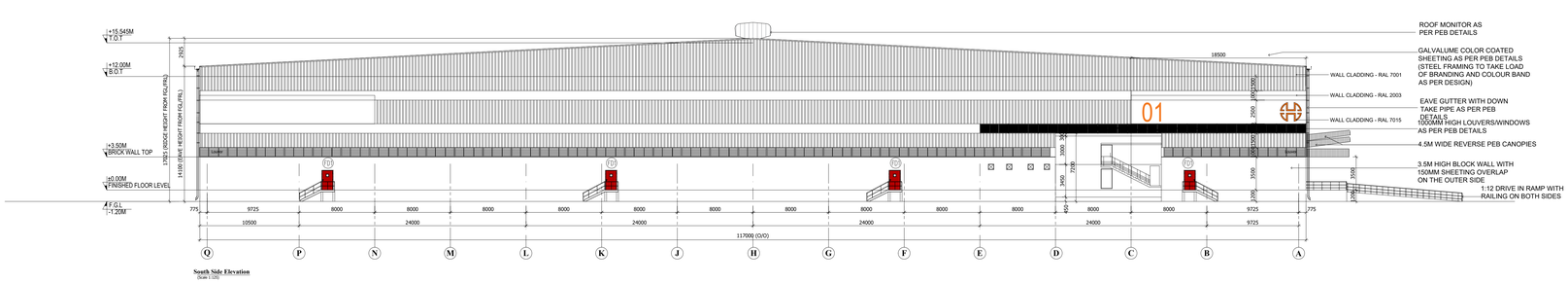

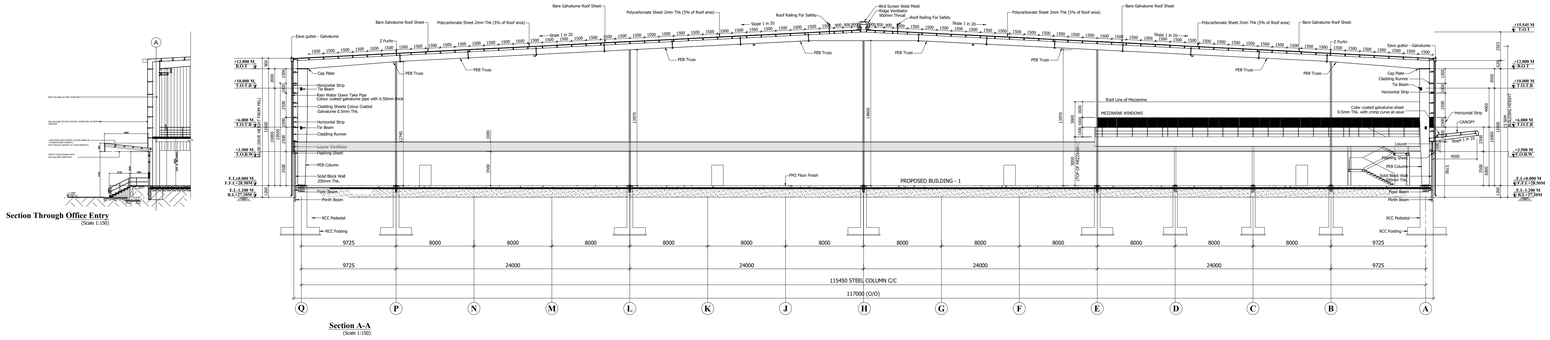

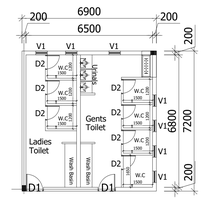

TOILET DETAIL - 02

TOILET DETAIL -01

BLOCK - 01 | SHEET NO: 04 / 21

PLAN SHOWING THE PROPOSED CONSTRUCTION OF INDUSTRIAL BUILDING FOR M/S.DAINICHI DEVELOPERS PVT. LTD., IN S.F.NO: 27/6B; 28/1C2, 1D, 1E1A2, 1E1B2, 1E2B, 1F, 1G, 1H2, 1i1A, 1i1B, 1J, 1K, 1L, 1M, 1N1, 1N2, 1O;29/2C; 30/2A1, 2B1, 2C1; 30/3; 36/1A, 1B, 3, 4; AT SETHUPAKKAM VILLAGE, TIRUVALLUR TALUK, TIRUVALLUR DISTRICT.
MANUFACTURING OF "(LIGHT AND HEAVY ENGINEERING/ MANUFACTURING / ASSEMBLING PARK / INDUSTRIAL STORAGE) " INDUSTRY CLASSIFIED AS "ORANGE"

NOTE : ALL DIMENSIONS AREA IN METER

SPECIFICATION :

FOUNDATION	:	RCC 1:11/2:3 M25 Concrete Column footing Laid Over sand filling and PCC 1:4:8.
RCC WORK	:	All Column, Beams, Roof Slab, Lintel,& Sunshade are in CC 1:11/2:3(M-25)
BRICKWORK	:	B.W in Basement & Superstructure are in CM 1:5.
JOINERY	:	Joineries are made with Steel (or) first class teak wood.
WEATHERING COURSE	:	9" x 9" Pressed Tiles laid over the Brick Jelly with Lime mortor and sloped with water proofing compound.
PLASTERING	:	Ceiling plastering with CM 1:3Inside & Outside walls are plastering with CM 1:4.
PAINTING	:	White washing with two coats over the one coat of primer for Ceiling.Colour washing with two coats over one coat of primer for all Walls.

JOINERY SCHEDULE

RS1	4000 x 5000	ROLLING SHUTTER
RS2	3000 x 3000	ROLLING SHUTTER
GD1	6000 x 3100	GLASS DOOR
FD1	1200 x 2100	FIRE DOOR
D1	900 x 2100	DOOR
D2	750 x 2100	DOOR
D3	1200 x 2100	DOOR
V1	600 x 600	VENTILATION
V2	2300 x 600	VENTILATION

COLOUR INDEX :

PROPOSED	
BOUNDARY	
ROAD	
DRIVEWAY	

REFERENCE :

SCALE : 1:200

DATE : 03 FEB 2025

APPLICANT :

For DAINICHI DEVELOPERS PRIVATE LIMITED

Authorised Signatory

ARCHITECT / REGISTERED ENGINEER :

R. SURESH, M.Arch
CA/2010/50045

REGISTERED STRUCTURAL ENGINEER :

Dr. R. SURESH BABU, ME(Struct), Ph.D., M.I.E (IND), FIV
Registered Structural Engineer - Grade1
TVLR/RSE/Gr-I/2019/111/004 dt:27/11/2019
No.1, Krishnama Road, Mashkur Building,
1st Floor, Nungambakkam, Chennai - 600 034.
Ph:9884055743 rsbspress@gmail.com



GROUND FLOOR PLAN

BLOCK - 02 | SHEET NO: 05 / 21

PLAN SHOWING THE PROPOSED CONSTRUCTION OF INDUSTRIAL BUILDING FOR M/S.DAINICHI DEVELOPERS PVT. LTD., IN S.F.NO: 27/6B; 28/1C2, 1D, 1E1A2, 1E1B2, 1E2B, 1F, 1G, 1H2, 1i1A, 1i1B, 1J, 1K, 1L, 1M, 1N1, 1N2, 1O;29/2C; 30/2A1, 2B1, 2C1; 30/3; 36/1A, 1B, 3, 4; AT SETHUPAKKAM VILLAGE, TIRUVALLUR TALUK, TIRUVALLUR DISTRICT.
MANUFACTURING OF "(LIGHT AND HEAVY ENGINEERING/ MANUFACTURING / ASSEMBLING PARK / INDUSTRIAL STORAGE) " INDUSTRY CLASSIFIED AS "ORANGE"

NOTE : ALL DIMENSIONS AREA IN METER

SPECIFICATION :

FOUNDATION	: RCC 1:11/2:3 M25 Concrete Column footing Laid Over sand filling and PCC 1:4:8.
RCC WORK	: All Column, Beams, Roof Slab, Lintel,& Sunshade are in CC 1:11/2:3(M-25)
BRICKWORK	: B.W in Basement & Superstructure are in CM 1:5.
JOINERY	: Joineries are made with Steel (or) first class teak wood.
WEATHERING COURSE	: 9" x 9" Pressed Tiles laid over the Brick Jelly with Lime mortor and sloped with water proofing compound.
PLASTERING	: Ceiling plastering with CM 1:3Inside & Outside walls are plastering with CM 1:4.
PAINTING	: White washing with two coats over the one coat of primer for Ceiling.Colour washing with two coats over one coat of primer for all Walls.

MACHINERY DETAILS :

S.NO	NAME OF THE MACHINE	HP	QTY	TOTAL HP
01	COOLING CONVEYOR	16.00	10	160.00
02	CNC CUTTING M/C	1.34	9	12.06
03	1 CHAMBER WASHING M/C-1,2	8.04	5	40.20
04	LASER ELECTRIC M/C	2.68	6	16.08
05	PRINTING M/C	0.67	1	0.67
06	UPS DB FOR CONTROL PANEL	4.69	5	23.45
07	90 DEGREE CONVEYOR	4.02	6	24.12
08	GRINDING FEEDING	4.02	6	24.12
09	AUTO GRINDING AND CHAMFERING M/C-1,2,3,4	8.04	5	40.20
10	4 CHAMBER WASHING M/C-1,2,3,4	6.70	9	60.30
11	PRINTING CONVEYOR	1.34	10	10.72
12	MMS MOULDING M/C 50 TON-1	20.10	5	100.50
13	MMS MOULDING M/C 50 TON-2,3	29.22	3	146.10
14	MMS MOULDING M/C 120 TON- 1,2	29.22	3	146.10
	TOTAL	136.08	83	804.62

JOINERY SCHEDULE

RS1	4000 x 5000	ROLLING SHUTTER
RS2	3000 x 3000	ROLLING SHUTTER
GD1	6000 x 3100	GLASS DOOR
FD1	1200 x 2100	FIRE DOOR
D1	900 x 2100	DOOR
D2	750 x 2100	DOOR
D3	1200 x 2100	DOOR
V1	600 x 600	VENTILATION
V2	2300 x 600	VENTILATION

COLOUR INDEX :

PROPOSED
BOUNDARY
ROAD
DRIVEWAY

REFERENCE :

SCALE : 1:200
DATE : 03 FEB 2025

E N S W

APPLICANT :

For DAINICHI DEVELOPERS PRIVATE LIMITED

Authorised Signatory

ARCHITECT / REGISTERED ENGINEER :

R. SURESH, M.Arch
CA/2010/50045

REGISTERED STRUCTURAL ENGINEER :

Dr. R. SURESH BABU, M.E(Struct), Ph.D., M.I.E (IND), FIV
Registered Structural Engineer - Grade1
TVL/R/RSE/Gr-1/2019/11/004 dt 27/11/2019
No.1, Krishnama Road, Mashkur Building,
1st Floor, Nungambakkam, Chennai - 600 034.
Ph.: 9884055743 rsbrsprse@gmail.com

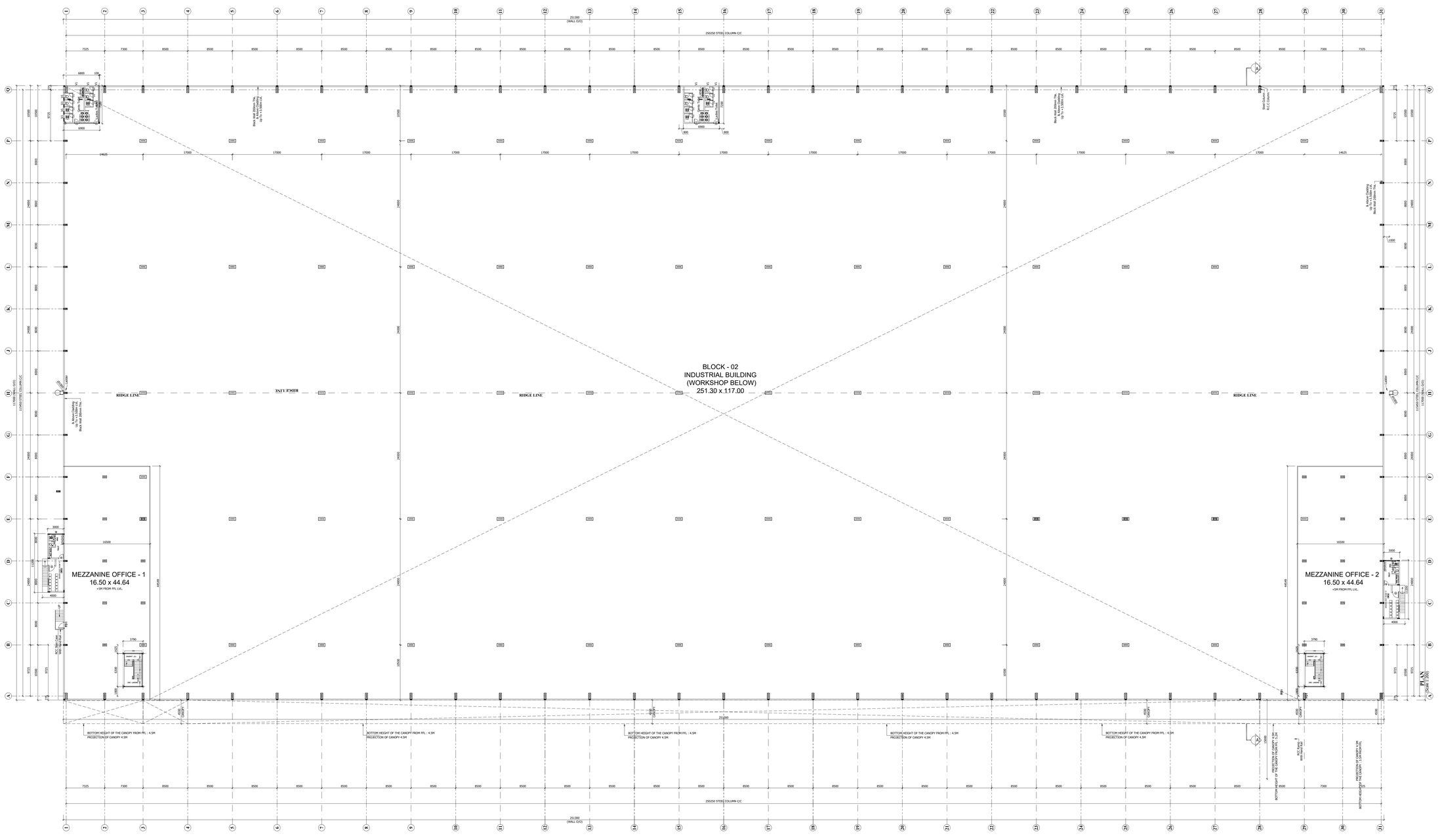

MEZZANINE FLOOR PLAN

BLOCK - 02	SHEET NO: 06 / 21

PLAN SHOWING THE PROPOSED CONSTRUCTION OF INDUSTRIAL BUILDING FOR M/S.DAINICHI DEVELOPERS PVT. LTD., IN S.F.NO: 27/6B; 28/1C2, 1D, 1E1A2, 1E1B2, 1E2B, 1F, 1G, 1H2, 1i1A, 1i1B, 1J, 1K, 1L, 1M, 1N1, 1N2, 1O;29/2C; 30/2A1, 2B1, 2C1; 30/3; 36/1A, 1B, 3, 4; AT SETHUPAKKAM VILLAGE, TIRUVALLUR TALUK, TIRUVALLUR DISTRICT.

MANUFACTURING OF "(LIGHT AND HEAVY ENGINEERING/ MANUFACTURING / ASSEMBLING PARK / INDUSTRIAL STORAGE) " INDUSTRY CLASSIFIED AS "ORANGE"

NOTE : ALL DIMENSIONS AREA IN METER

SPECIFICATION :

FOUNDATION	: RCC 1:11/2:3 M25 Concrete Column footing Laid Over sand filling and PCC 1:4:8.
RCC WORK	: All Column, Beams, Roof Slab, Lintel,& Sunshade are in CC 1:11/2:3(M-25)
BRICKWORK	: B.W in Basement & Superstructure are in CM 1:5.
JOINERY	: Joineries are made with Steel (or) first class teak wood.
WEATHERING COURSE	: 9" x 9" Pressed Tiles laid over the Brick Jelly with Lime mortor and sloped with water proofing compound.
PLASTERING	: Ceiling plastering with CM 1:3Inside & Outside walls are plastering with CM 1:4.
PAINTING	: White washing with two coats over the one coat of primer for Ceiling.Colour washing with two coats over one coat of primer for all Walls.

MACHINERY DETAILS :

S.NO	NAME OF THE MACHINE	HP	QTY	TOTAL HP
01	COOLING CONVEYOR	16.00	10	160.00
02	CNC CUTTING M/C	1.34	9	12.06
03	1 CHAMBER WASHING M/C-1,2	8.04	5	40.20
04	LASER ELECTRIC M/C	2.68	6	16.08
05	PRINTING M/C	0.67	1	0.67
06	UPS DB FOR CONTROL PANEL	4.69	5	23.45
07	90 DEGREE CONVEYOR	4.02	6	24.12
08	GRINDING FEEDING	4.02	6	24.12
09	AUTO GRINDING AND CHAMFERING M/C-1,2,3,4	8.04	5	40.20
10	4 CHAMBER WASHING M/C-1,2,3,4	6.70	9	60.30
11	PRINTING CONVEYOR	1.34	10	10.72
12	MMS MOULDING M/C 50 TON-1	20.10	5	100.50
13	MMS MOULDING M/C 50 TON-2,3	29.22	3	146.10
14	MMS MOULDING M/C 120 TON- 1,2	29.22	3	146.10
	TOTAL	136.08	83	804.62

JOINERY SCHEDULE

RS1	4000 x 5000	ROLLING SHUTTER
RS2	3000 x 3000	ROLLING SHUTTER
GD1	6000 x 3100	GLASS DOOR
FD1	1200 x 2100	FIRE DOOR
D1	900 x 2100	DOOR
D2	750 x 2100	DOOR
D3	1200 x 2100	DOOR
V1	600 x 600	VENTILATION
V2	2300 x 600	VENTILATION

COLOUR INDEX :

PROPOSED
BOUNDARY
ROAD
DRIVEWAY

REFERENCE :

SCALE : 1:200
DATE : 03 FEB 2025

E N S W

APPLICANT :

For DAINICHI DEVELOPERS PRIVATE LIMITED

Authorised Signatory

ARCHITECT / REGISTERED ENGINEER :

R. SURESH, M.Arch
CA/2010/50045

REGISTERED STRUCTURAL ENGINEER :

Dr. R. SURESH BABU, M.Sc(Hons), Ph.D., M.Ed (Hon), FIV
Registered Structural Engineer - Grade1
TVLR/RSE/FGI-1/2019/11/004 dt 27/11/2019
No.1, Krishnana Road, Mankhur Building,
1st Floor, Nungambakkam, Chennai - 600 034.
Ph: 9884056743 rsbrepres@gmail.com

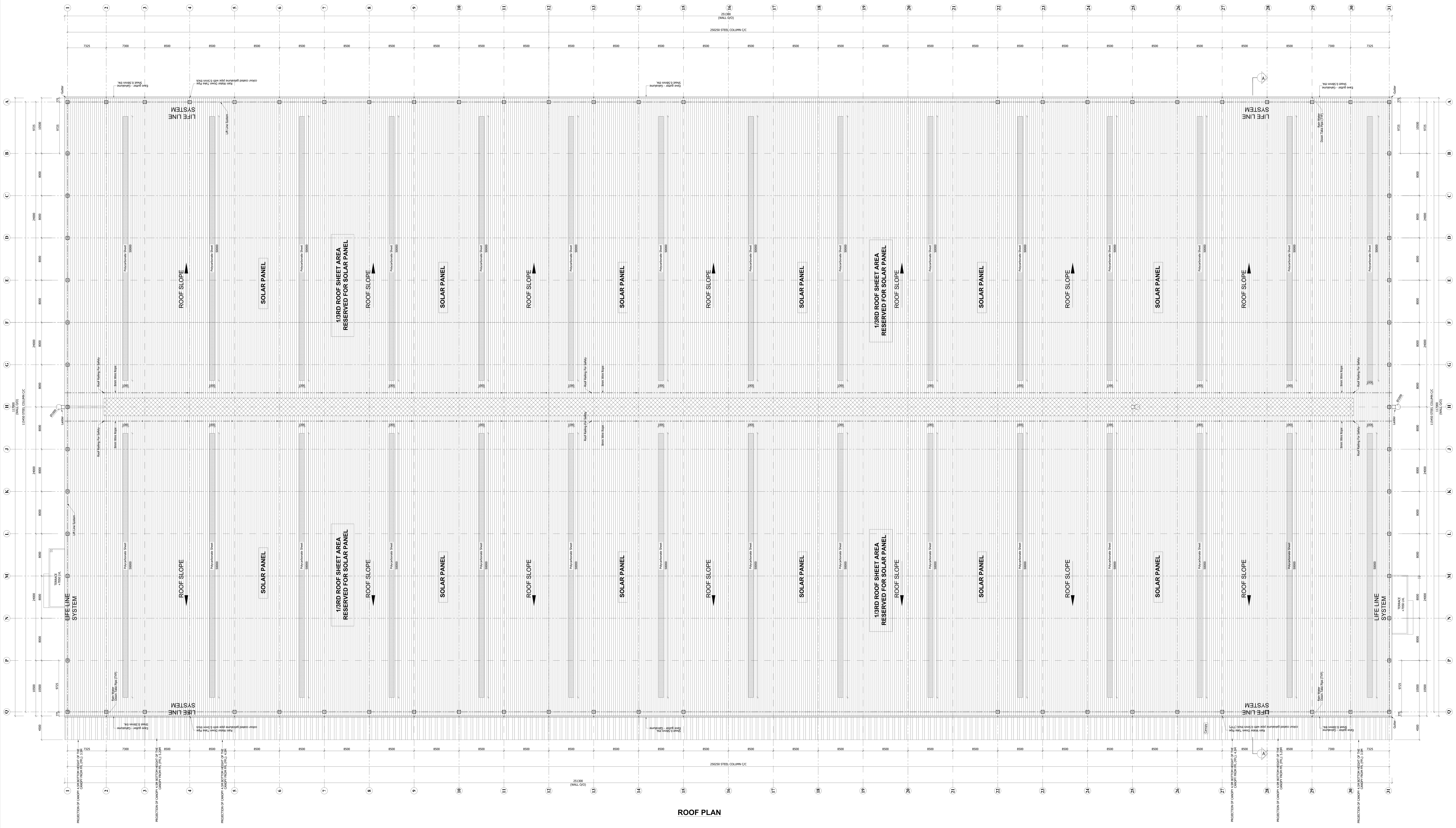

ROOF PLAN

BLOCK - 02	SHEET NO: 07 / 21

PLAN SHOWING THE PROPOSED CONSTRUCTION OF INDUSTRIAL BUILDING FOR M/S.DAINICHI DEVELOPERS PVT. LTD., IN S.F.NO: 27/6B; 28/1C2, 1D, 1E1A2, 1E1B2, 1E2B, 1F, 1G, 1H2, 1i1A, 1i1B, 1J, 1K, 1L, 1M, 1N1, 1N2, 1O;29/2C; 30/2A1, 2B1, 2C1; 30/3; 36/1A, 1B, 3, 4; AT SETHUPAKKAM VILLAGE, TIRUVALLUR TALUK, TIRUVALLUR DISTRICT.
MANUFACTURING OF "(LIGHT AND HEAVY ENGINEERING/ MANUFACTURING / ASSEMBLING PARK / INDUSTRIAL STORAGE) " INDUSTRY CLASSIFIED AS "ORANGE"

NOTE : ALL DIMENSIONS AREA IN METER

SPECIFICATION :

FOUNDATION	: RCC 1:11/2:3 M25 Concrete Column footing Laid Over sand filling and PCC 1:4:8.
RCC WORK	: All Column, Beams, Roof Slab, Lintel,& Sunshade are in CC 1:11/2:3(M-25)
BRICKWORK	: B.W in Basement & Superstructure are in CM 1:5.
JOINERY	: Joineries are made with Steel (or) first class teak wood.
WEATHERING COURSE	: 9" x 9" Pressed Tiles laid over the Brick Jelly with Lime mortor and sloped with water proofing compound.
PLASTERING	: Ceiling plastering with CM 1:3Inside & Outside walls are plastering with CM 1:4.
PAINTING	: White washing with two coats over the one coat of primer for Ceiling.Colour washing with two coats over one coat of primer for all Walls.

MACHINERY DETAILS :

S.NO	NAME OF THE MACHINE	HP	QTY	TOTAL HP
01	COOLING CONVEYOR	16.00	10	160.00
02	CNC CUTTING M/C	1.34	9	12.06
03	1 CHAMBER WASHING M/C-1,2	8.04	5	40.20
04	LASER ELECTRIC M/C	2.68	6	16.08
05	PRINTING M/C	0.67	1	0.67
06	UPS DB FOR CONTROL PANEL	4.69	5	23.45
07	90 DEGREE CONVEYOR	4.02	6	24.12
08	GRINDING FEEDING	4.02	6	24.12
09	AUTO GRINDING AND CHAMFERING M/C-1,2,3,4	8.04	5	40.20
10	4 CHAMBER WASHING M/C-1,2,3,4	6.70	9	60.30
11	PRINTING CONVEYOR	1.34	10	10.72
12	MMS MOULDING M/C 50 TON-1	20.10	5	100.50
13	MMS MOULDING M/C 50 TON-2,3	29.22	3	146.10
14	MMS MOULDING M/C 120 TON- 1,2	29.22	3	146.10
	TOTAL	136.08	83	804.62

JOINERY SCHEDULE

RS1	4000 x 5000	ROLLING SHUTTER
RS2	3000 x 3000	ROLLING SHUTTER
GD1	6000 x 3100	GLASS DOOR
FD1	1200 x 2100	FIRE DOOR
D1	900 x 2100	DOOR
D2	750 x 2100	DOOR
D3	1200 x 2100	DOOR
V1	600 x 600	VENTILATION
V2	2300 x 600	VENTILATION

COLOUR INDEX :
PROPOSED
BOUNDARY
ROAD
DRIVEWAY

REFERENCE :
SCALE : 1:200
DATE : 03 FEB 2025

N E S W

APPLICANT :

For DAINICHI DEVELOPERS PRIVATE LIMITED
Authorised Signatory

ARCHITECT / REGISTERED ENGINEER :

R. SURESH, M.Arch
CA/2010/50045

REGISTERED STRUCTURAL ENGINEER :

Dr. R. SURESH BABU, ME(Struct), Ph.D., M.I.E (IND), FIV
Registered Structural Engineer - Grade I
TVLR/RSE/Gr-I/2019/11/004 dt 27/11/2019
No.1, Krishnama Road, Mashkur Building,
1st Floor, Nungambakkam, Chennai - 600 034.
Ph:9884055743 rsbrsprss@gmail.com

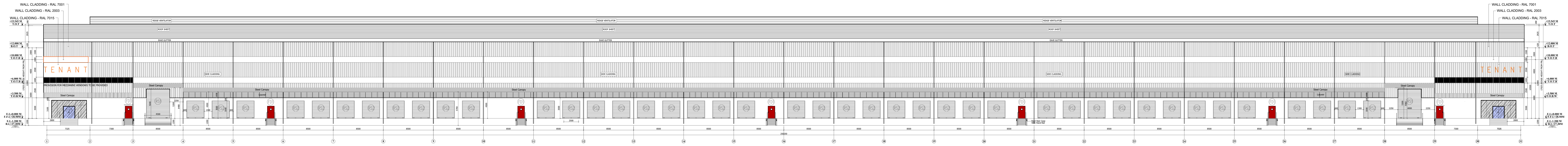

West Side Elevation (Part-1)
(Scale 1:125)

West Side Elevation (Part-1)
(Scale 1:125)

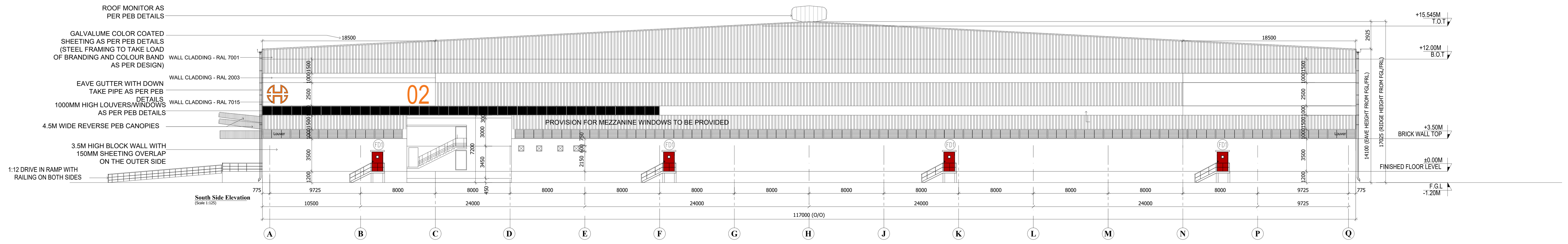

South Side Elevation
(Scale 1:125)

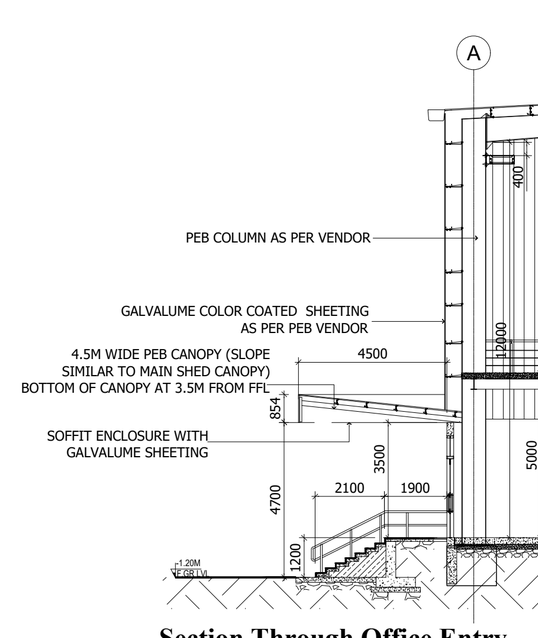

Section Through Office Entry
(Scale 1:150)

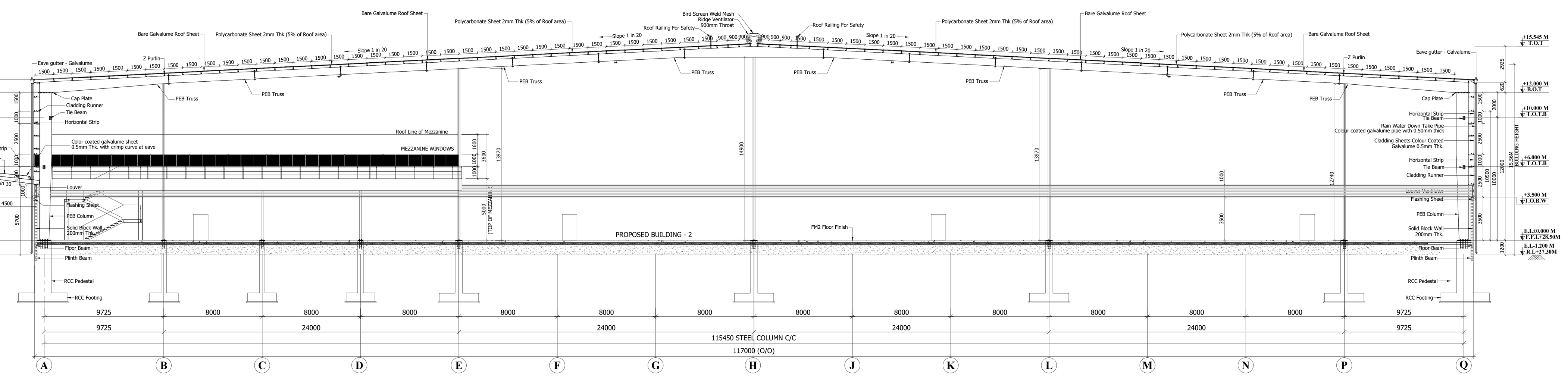

Section A-A
(Scale 1:150)

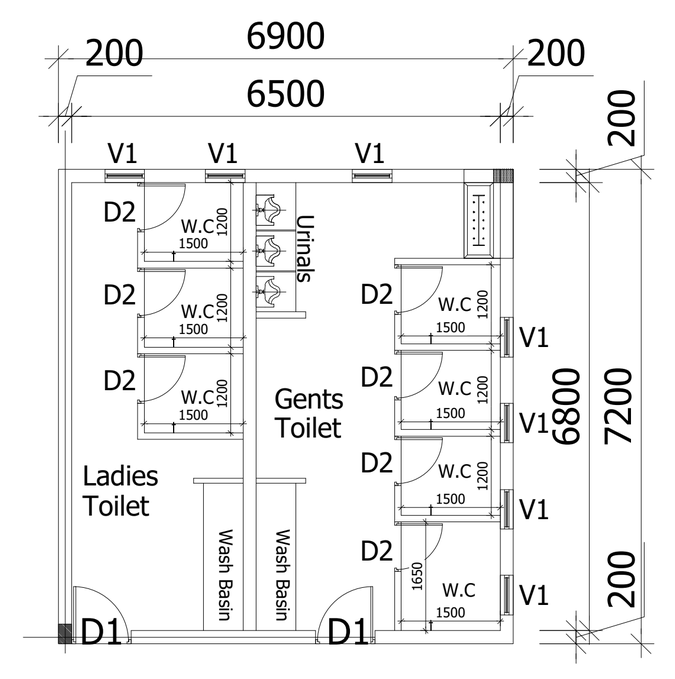

TOILET DETAIL - 02

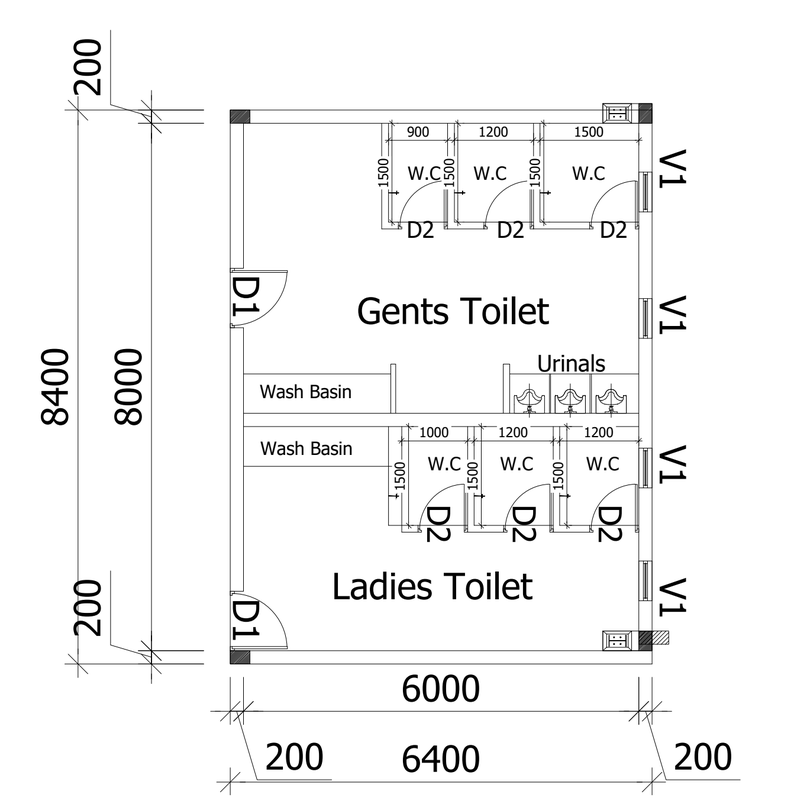

TOILET DETAIL -01

BLOCK - 02	SHEET NO: 08 / 21

PLAN SHOWING THE PROPOSED CONSTRUCTION OF INDUSTRIAL BUILDING FOR M/S.DAINICHI DEVELOPERS PVT. LTD., IN S.F.NO: 27/6B; 28/1C2, 1D, 1E1A2, 1E1B2, 1E2B, 1F, 1G, 1H2, 1i1A, 1i1B, 1J, 1K, 1L, 1M, 1N1, 1N2, 1O;29/2C; 30/2A1, 2B1, 2C1; 30/3; 36/1A, 1B, 3, 4; AT SETHUPAKKAM VILLAGE, TIRUVALLUR TALUK, TIRUVALLUR DISTRICT.
MANUFACTURING OF "(LIGHT AND HEAVY ENGINEERING/ MANUFACTURING / ASSEMBLING PARK / INDUSTRIAL STORAGE) " INDUSTRY CLASSIFIED AS "ORANGE"

NOTE : ALL DIMENSIONS AREA IN METER

SPECIFICATION :

FOUNDATION	: RCC 1:11/2:3 M25 Concrete Column footing Laid Over sand filling and PCC 1:4:8.
RCC WORK	: All Column, Beams, Roof Slab, Lintel,& Sunshade are in CC 1:11/2:3(M-25)
BRICKWORK	: B.W in Basement & Superstructure are in CM 1:5.
JOINERY	: Joineries are made with Steel (or) first class teak wood.
WEATHERING COURSE	: 9" x 9" Pressed Tiles laid over the Brick Jelly with Lime mortor and sloped with water proofing compound.
PLASTERING	: Ceiling plastering with CM 1:3Inside & Outside walls are plastering with CM 1:4.
PAINTING	: White washing with two coats over the one coat of primer for Ceiling.Colour washing with two coats over one coat of primer for all Walls.

MACHINERY DETAILS :

S.NO	NAME OF THE MACHINE	HP	QTY	TOTAL HP
01	COOLING CONVEYOR	16.00	10	160.00
02	CNC CUTTING M/C	1.34	9	12.06
03	1 CHAMBER WASHING M/C-1,2	8.04	5	40.20
04	LASER ELECTRIC M/C	2.68	6	16.08
05	PRINTING M/C	0.67	1	0.67
06	UPS DB FOR CONTROL PANEL	4.69	5	23.45
07	90 DEGREE CONVEYOR	4.02	6	24.12
08	GRINDING FEEDING	4.02	6	24.12
09	AUTO GRINDING AND CHAMFERING M/C-1,2,3,4	8.04	5	40.20
10	4 CHAMBER WASHING M/C-1,2,3,4	6.70	9	60.30
11	PRINTING CONVEYOR	1.34	10	10.72
12	MMS MOULDING M/C 50 TON-1	20.10	5	100.50
13	MMS MOULDING M/C 50 TON-2,3	29.22	3	146.10
14	MMS MOULDING M/C 120 TON- 1,2	29.22	3	146.10
	TOTAL	136.08	83	804.62

JOINERY SCHEDULE

RS1	4000 x 5000	ROLLING SHUTTER
RS2	3000 x 3000	ROLLING SHUTTER
GD1	6000 x 3100	GLASS DOOR
FD1	1200 x 2100	FIRE DOOR
D1	900 x 2100	DOOR
D2	750 x 2100	DOOR
D3	1200 x 2100	DOOR
V1	600 x 600	VENTILATION
V2	2300 x 600	VENTILATION

COLOUR INDEX :
PROPOSED
BOUNDARY
ROAD
DRIVEWAY

REFERENCE :
SCALE : 1:200
DATE : 03 FEB 2025

E N S W

APPLICANT :

For DAINICHI DEVELOPERS PRIVATE LIMITED
Authorised Signatory

ARCHITECT / REGISTERED ENGINEER :

R. SURESH, M.Arch
CA/2010/50045

REGISTERED STRUCTURAL ENGINEER :

Dr. R. SURESH BABU, ME(Struct), Ph.D., M.I.E (IND), FIV
Registered Structural Engineer - Grade I
TVLR/RSE/Gr-I/2019/11/004 dt 27/11/2019
No.1, Krishnama Road, Mashkur Building,
1st Floor, Nungambakkam, Chennai - 600 034.
Ph:9884055743 rsbrsprss@gmail.com

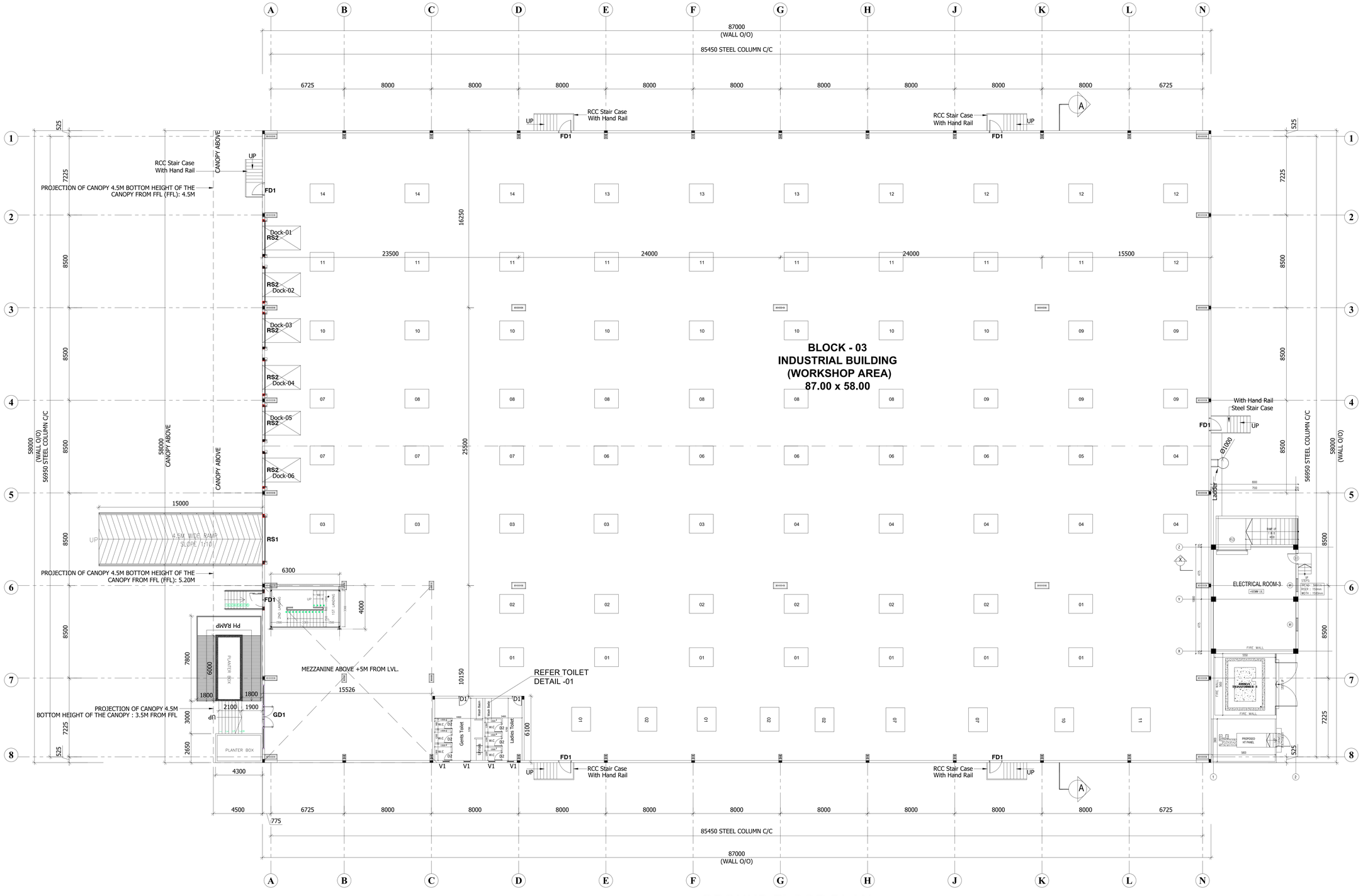

GROUND FLOOR PLAN

BLOCK - 03 | SHEET NO: 09 / 21

PLAN SHOWING THE PROPOSED CONSTRUCTION OF INDUSTRIAL BUILDING FOR M/S.DAINICHI DEVELOPERS PVT. LTD., IN S.F.NO: 27/6B; 28/1C2, 1D, 1E1A2, 1E1B2, 1E2B, 1F, 1G, 1H2, 1i1A, 1i1B, 1J, 1K, 1L, 1M, 1N1, 1N2, 1O;29/2C; 30/2A1, 2B1, 2C1; 30/3; 36/1A, 1B, 3, 4; AT SETHUPAKKAM VILLAGE, TIRUVALLUR TALUK, TIRUVALLUR DISTRICT.
MANUFACTURING OF "(LIGHT AND HEAVY ENGINEERING/ MANUFACTURING / ASSEMBLING PARK / INDUSTRIAL STORAGE) " INDUSTRY CLASSIFIED AS "ORANGE"

NOTE : ALL DIMENSIONS AREA IN METER

SPECIFICATION :

FOUNDATION	:	RCC 1:11/2:3 M25 Concrete Column footing Laid Over sand filling and PCC 1:4:8.
RCC WORK	:	All Column, Beams, Roof Slab, Lintel,& Sunshade are in CC 1:11/2:3(M-25)
BRICKWORK	:	B.W in Basement & Superstructure are in CM 1:5.
JOINERY	:	Joineries are made with Steel (or) first class teak wood.
WEATHERING COURSE	:	9" x 9" Pressed Tiles laid over the Brick Jelly with Lime mortor and sloped with water proofing compound.
PLASTERING	:	Ceiling plastering with CM 1:3Inside & Outside walls are plastering with CM 1:4.
PAINTING	:	White washing with two coats over the one coat of primer for Ceiling.Colour washing with two coats over one coat of primer for all Walls.

MACHINERY DETAILS :

S.NO	NAME OF THE MACHINE	HP	QTY	TOTAL HP
01	COOLING CONVEYOR	16.00	10	160.00
02	CNC CUTTING M/C	1.34	9	12.06
03	1 CHAMBER WASHING M/C-1,2	8.04	5	40.20
04	LASER ELECTRIC M/C	2.68	6	16.08
05	PRINTING M/C	0.67	1	0.67
06	UPS DB FOR CONTROL PANEL	4.69	5	23.45
07	90 DEGREE CONVEYOR	4.02	6	24.12
08	GRINDING FEEDING	4.02	6	24.12
09	AUTO GRINDING AND CHAMFERING M/C-1,2,3,4	8.04	5	40.20
10	4 CHAMBER WASHING M/C-1,2,3,4	6.70	9	60.30
11	PRINTING CONVEYOR	1.34	10	10.72
12	MMS MOULDING M/C 50 TON-1	20.10	5	100.50
13	MMS MOULDING M/C 50 TON-2,3	29.22	3	146.10
14	MMS MOULDING M/C 120 TON- 1,2	29.22	3	146.10
	TOTAL	136.08	83	804.62

JOINERY SCHEDULE

RS1	4000 x 5000	ROLLING SHUTTER
RS2	3000 x 3000	ROLLING SHUTTER
GD1	6000 x 3100	GLASS DOOR
FD1	1200 x 2100	FIRE DOOR
D1	900 x 2100	DOOR
D2	750 x 2100	DOOR
D3	1200 x 2100	DOOR
V1	600 x 600	VENTILATION
V2	2300 x 600	VENTILATION

COLOUR INDEX :

PROPOSED
BOUNDARY
ROAD
DRIVEWAY

REFERENCE :

SCALE : 1:200
DATE : 03 FEB 2025

N W E S

APPLICANT :

For DAINICHI DEVELOPERS PRIVATE LIMITED
Authorised Signatory

ARCHITECT / REGISTERED ENGINEER :

R. SURESH, M.Arch
CA/2010/50049

REGISTERED STRUCTURAL ENGINEER :

Dr. R. SURESH BABU, ME(Struct), Ph.D., M.I.E (INDIA), FIV
Registered Structural Engineer - Grade1
TVL/R/RSE/Gr-1/2019/111004 dt.27/11/2019
No.1, Krishnama Road, Mashkur Building,
1st Floor, Nungambakkam, Chennai - 600 034.
Ph:09445057443 rsbsqrave@gmail.com

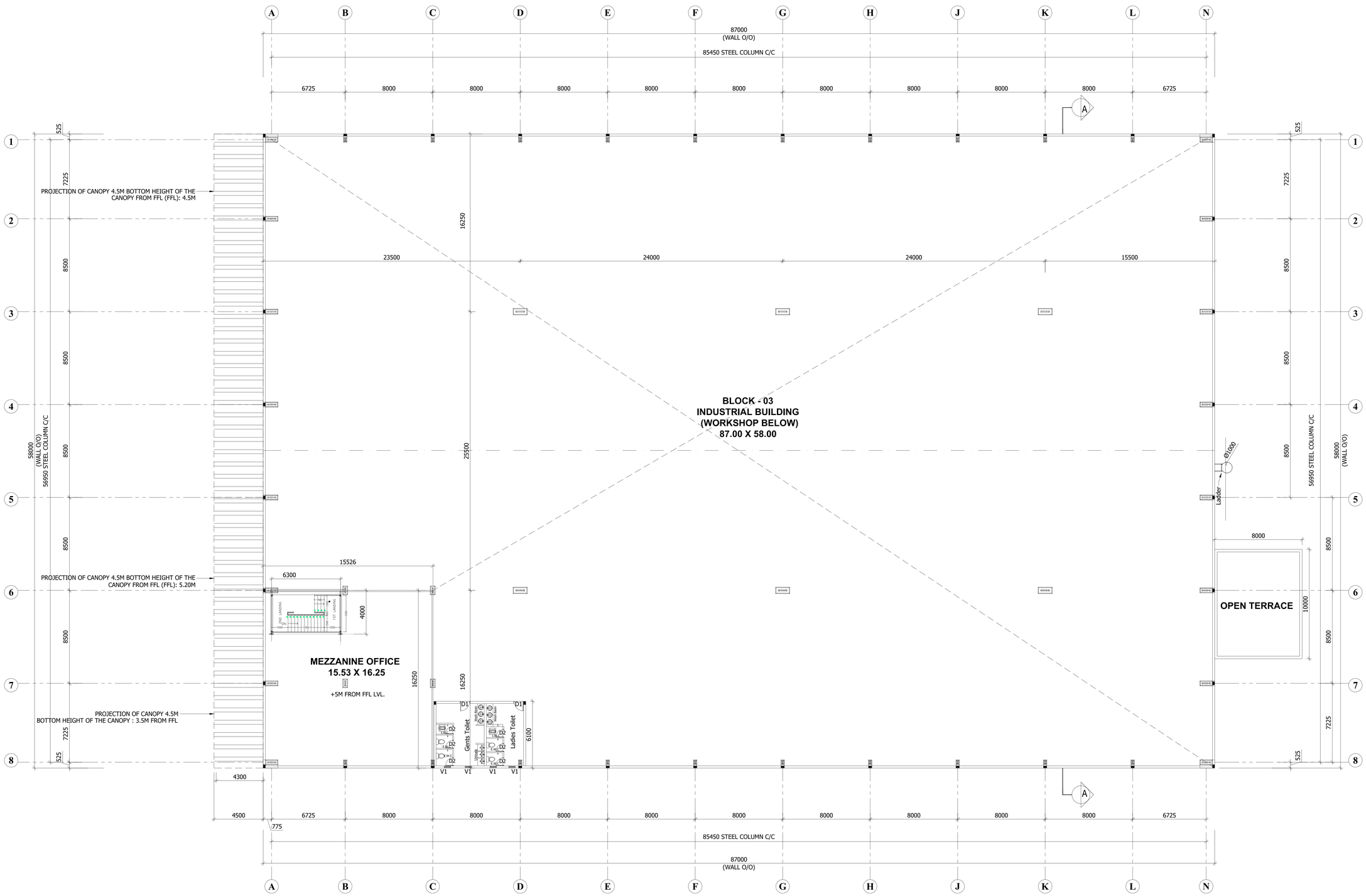

MEZZANINE FLOOR PLAN

BLOCK - 03 | SHEET NO: 10 / 21

PLAN SHOWING THE PROPOSED CONSTRUCTION OF INDUSTRIAL BUILDING FOR M/S.DAINICHI DEVELOPERS PVT. LTD., IN S.F.NO: 27/6B; 28/1C2, 1D, 1E1A2, 1E1B2, 1E2B, 1F, 1G, 1H2, 1i1A, 1i1B, 1J, 1K, 1L, 1M, 1N1, 1N2, 1O;29/2C; 30/2A1, 2B1, 2C1; 30/3; 36/1A, 1B, 3, 4; AT SETHUPAKKAM VILLAGE, TIRUVALLUR TALUK, TIRUVALLUR DISTRICT.
MANUFACTURING OF "(LIGHT AND HEAVY ENGINEERING/ MANUFACTURING / ASSEMBLING PARK / INDUSTRIAL STORAGE) " INDUSTRY CLASSIFIED AS "ORANGE"

NOTE : ALL DIMENSIONS AREA IN METER

SPECIFICATION :

FOUNDATION	:	RCC 1:11/2:3 M25 Concrete Column footing Laid Over sand filling and PCC 1:4:8.
RCC WORK	:	All Column, Beams, Roof Slab, Lintel,& Sunshade are in CC 1:11/2:3(M-25)
BRICKWORK	:	B.W in Basement & Superstructure are in CM 1:5.
JOINERY	:	Joineries are made with Steel (or) first class teak wood.
WEATHERING COURSE	:	9" x 9" Pressed Tiles laid over the Brick Jelly with Lime mortor and sloped with water proofing compound.
PLASTERING	:	Ceiling plastering with CM 1:3Inside & Outside walls are plastering with CM 1:4.
PAINTING	:	White washing with two coats over the one coat of primer for Ceiling,Colour washing with two coats over one coat of primer for all Walls.

MACHINERY DETAILS :

S.NO	NAME OF THE MACHINE	HP	QTY	TOTAL HP
01	COOLING CONVEYOR	16.00	10	160.00
02	CNC CUTTING M/C	1.34	9	12.06
03	1 CHAMBER WASHING M/C-1.2	8.04	5	40.20
04	LASER ELECTRIC M/C	2.68	6	16.08
05	PRINTING M/C	0.67	1	0.67
06	UPS DB FOR CONTROL PANEL	4.69	5	23.45
07	90 DEGREE CONVEYOR	4.02	6	24.12
08	GRINDING FEEDING	4.02	6	24.12
09	AUTO GRINDING AND CHAMFERING M/C-1,2,3,4	8.04	5	40.20
10	4 CHAMBER WASHING M/C-1,2,3,4	6.70	9	60.30
11	PRINTING CONVEYOR	1.34	10	10.72
12	MMS MOULDING M/C 50 TON-1	20.10	5	100.50
13	MMS MOULDING M/C 50 TON-2,3	29.22	3	146.10
14	MMS MOULDING M/C 120 TON- 1,2	29.22	3	146.10
	TOTAL	136.08	83	804.62

JOINERY SCHEDULE

RS1	4000 x 5000	ROLLING SHUTTER
RS2	3000 x 3000	ROLLING SHUTTER
GD1	6000 x 3100	GLASS DOOR
FD1	1200 x 2100	FIRE DOOR
D1	900 x 2100	DOOR
D2	750 x 2100	DOOR
D3	1200 x 2100	DOOR
V1	600 x 600	VENTILATION
V2	2300 x 600	VENTILATION

COLOUR INDEX : REFERENCE :

PROPOSED
BOUNDARY
ROAD
DRIVEWAY

SCALE : 1:200
DATE : 03 FEB 2025

N W E S

APPLICANT :

For DAINICHI DEVELOPERS PRIVATE LIMITED
Authorised Signatory

ARCHITECT / REGISTERED ENGINEER :

R. SURESH, M.Arch
CA/2010/50049

REGISTERED STRUCTURAL ENGINEER :

Dr. R. SURESH BABU, ME(Struct), Ph.D., M.I.E.(INDIA), FIV
Registered Structural Engineer - Grade1
TVL/E/RSE/Gr-1/2019/111004 dt 27/11/2019
No.1, Krishnama Road, Mekhur Building,
1st Floor, Nungambakkam, Chennai - 600 034.
Ph: 08940555743 rsbraj@gmail.com



ROOF PLAN

BLOCK - 03 | SHEET NO: 11 / 21

PLAN SHOWING THE PROPOSED CONSTRUCTION OF INDUSTRIAL BUILDING FOR M/S.DAINICHI DEVELOPERS PVT. LTD., IN S.F.NO: 27/6B; 28/1C2, 1D, 1E1A2, 1E1B2, 1E2B, 1F, 1G, 1H2, 1i1A, 1i1B, 1J, 1K, 1L, 1M, 1N1, 1N2, 1O;29/2C; 30/2A1, 2B1, 2C1; 30/3; 36/1A, 1B, 3, 4; AT SETHUPAKKAM VILLAGE, TIRUVALLUR TALUK, TIRUVALLUR DISTRICT.
MANUFACTURING OF "(LIGHT AND HEAVY ENGINEERING/ MANUFACTURING / ASSEMBLING PARK / INDUSTRIAL STORAGE) " INDUSTRY CLASSIFIED AS "ORANGE"

NOTE : ALL DIMENSIONS AREA IN METER

SPECIFICATION :

FOUNDATION	:	RCC 1:11/2:3 M25 Concrete Column footing Laid Over sand filling and PCC 1:4:8.
RCC WORK	:	All Column, Beams, Roof Slab, Lintel,& Sunshade are in CC 1:11/2:3(M-25)
BRICKWORK	:	B.W in Basement & Superstructure are in CM 1:5.
JOINERY	:	Joineries are made with Steel (or) first class teak wood.
WEATHERING COURSE	:	9" x 9" Pressed Tiles laid over the Brick Jelly with Lime mortor and sloped with water proofing compound.
PLASTERING	:	Ceiling plastering with CM 1:3Inside & Outside walls are plastering with CM 1:4.
PAINTING	:	White washing with two coats over the one coat of primer for Ceiling.Colour washing with two coats over one coat of primer for all Walls.

MACHINERY DETAILS :

S.NO	NAME OF THE MACHINE	HP	QTY	TOTAL HP
01	COOLING CONVEYOR	16.00	10	160.00
02	CNC CUTTING M/C	1.34	9	12.06
03	1 CHAMBER WASHING M/C-1,2	8.04	5	40.20
04	LASER ELECTRIC M/C	2.68	6	16.08
05	PRINTING M/C	0.67	1	0.67
06	UPS DB FOR CONTROL PANEL	4.69	5	23.45
07	90 DEGREE CONVEYOR	4.02	6	24.12
08	GRINDING FEEDING	4.02	6	24.12
09	AUTO GRINDING AND CHAMFERING M/C-1,2,3,4	8.04	5	40.20
10	4 CHAMBER WASHING M/C-1,2,3,4	6.70	9	60.30
11	PRINTING CONVEYOR	1.34	10	10.72
12	MMS MOULDING M/C 50 TON-1	20.10	5	100.50
13	MMS MOULDING M/C 50 TON-2,3	29.22	3	146.10
14	MMS MOULDING M/C 120 TON- 1,2	29.22	3	146.10
	TOTAL	136.08	83	804.62

JOINERY SCHEDULE

RS1	4000 x 5000	ROLLING SHUTTER
RS2	3000 x 3000	ROLLING SHUTTER
GD1	6000 x 3100	GLASS DOOR
FD1	1200 x 2100	FIRE DOOR
D1	900 x 2100	DOOR
D2	750 x 2100	DOOR
D3	1200 x 2100	DOOR
V1	600 x 600	VENTILATION
V2	2300 x 600	VENTILATION

COLOUR INDEX :

PROPOSED	
BOUNDARY	
ROAD	
DRIVEWAY	

REFERENCE :

SCALE : 1:200
DATE : 03 FEB 2025

APPLICANT :

For DAINICHI DEVELOPERS PRIVATE LIMITED
Authorised Signatory

ARCHITECT / REGISTERED ENGINEER :

R. SURESH, M.Arch
CA/2010/50045

REGISTERED STRUCTURAL ENGINEER :

Dr. R. SURESH BABU, ME(Struct), Ph.D., M.I.E (IND)., FIV
Registered Structural Engineer - Grade1
TVL/R/RSE/GI-1/2019/111004 dt.27/11/2019
No.1, Krishnama Road, Mashkur Building,
1st Floor, Nungambakkam, Chennai - 600 034.
Ph:(0)8440565743 rsrcnpre@gmail.com

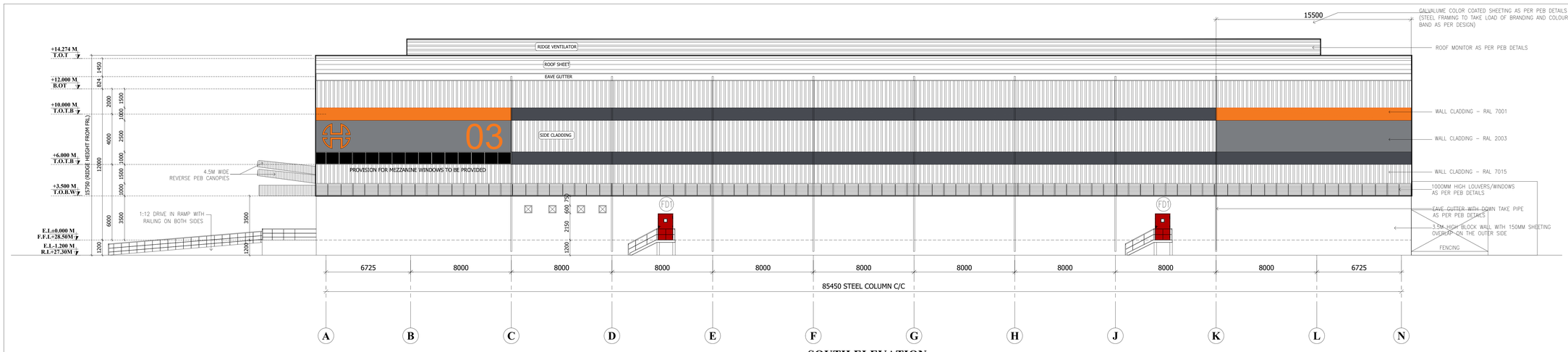

SOUTH ELEVATION
(Scale 1:150)

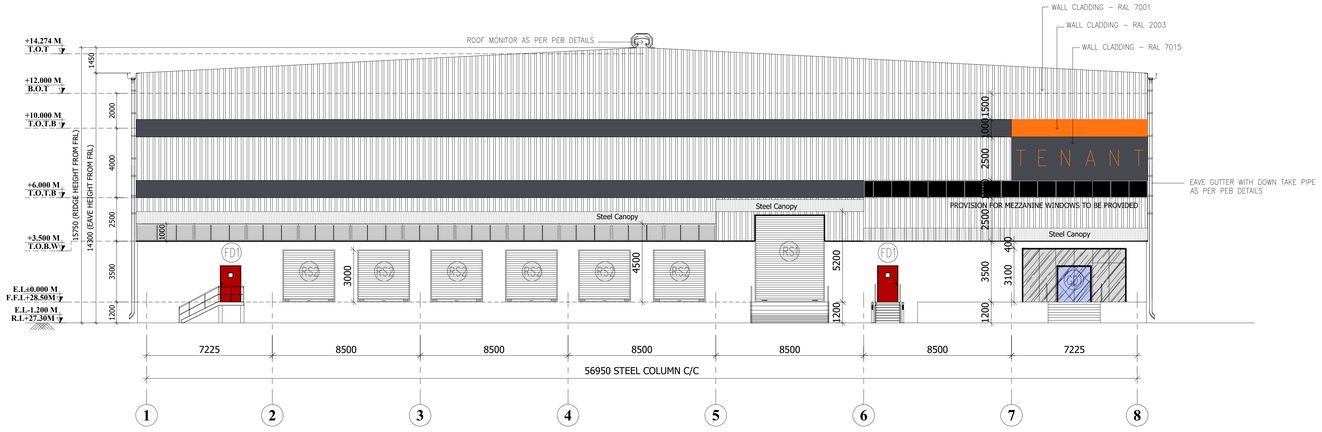

WEST ELEVATION
(Scale 1:150)

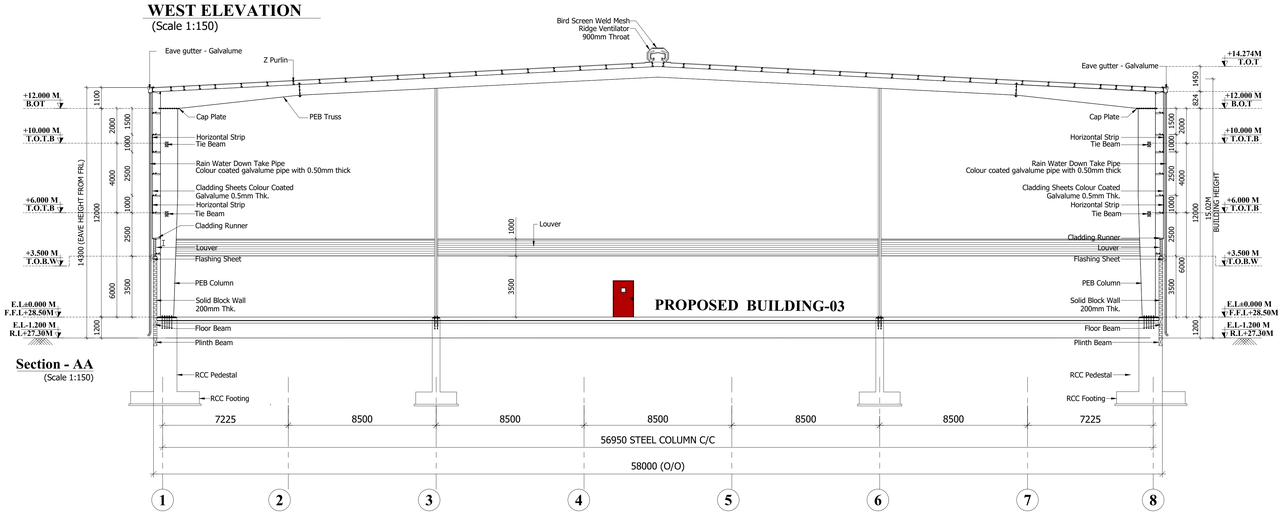

Section - AA
(Scale 1:150)

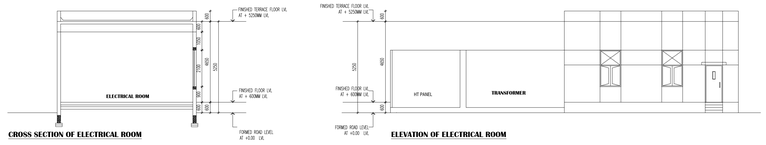

CROSS SECTION OF ELECTRICAL ROOM

ELEVATION OF ELECTRICAL ROOM

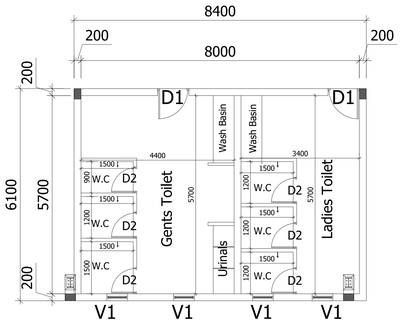

TOILET DETAIL -01

BLOCK - 03 | SHEET NO: 12 / 21

PLAN SHOWING THE PROPOSED CONSTRUCTION OF INDUSTRIAL BUILDING FOR M/S.DAINICHI DEVELOPERS PVT. LTD., IN S.F.NO: 27/6B; 28/1C2, 1D, 1E1A2, 1E1B2, 1E2B, 1F, 1G, 1H2, 1i1A, 1i1B, 1J, 1K, 1L, 1M, 1N1, 1N2, 1O;29/2C; 30/2A1, 2B1, 2C1; 30/3; 36/1A, 1B, 3, 4; AT SETHUPAKKAM VILLAGE, TIRUVALLUR TALUK, TIRUVALLUR DISTRICT.
MANUFACTURING OF "(LIGHT AND HEAVY ENGINEERING/ MANUFACTURING / ASSEMBLING PARK / INDUSTRIAL STORAGE) " INDUSTRY CLASSIFIED AS "ORANGE"

NOTE : ALL DIMENSIONS AREA IN METER

SPECIFICATION :

FOUNDATION	:	RCC 1:11/2:3 M25 Concrete Column footing Laid Over sand filling and PCC 1:4:8.
RCC WORK	:	All Column, Beams, Roof Slab, Lintel,& Sunshade are in CC 1:11/2:3(M-25)
BRICKWORK	:	B.W in Basement & Superstructure are in CM 1:5.
JOINERY	:	Joineries are made with Steel (or) first class teak wood.
WEATHERING COURSE	:	9" x 9" Pressed Tiles laid over the Brick Jelly with Lime mortor and sloped with water proofing compound.
PLASTERING	:	Ceiling plastering with CM 1:3Inside & Outside walls are plastering with CM 1:4.
PAINTING	:	White washing with two coats over the one coat of primer for Ceiling.Colour washing with two coats over one coat of primer for all Walls.

MACHINERY DETAILS :

S.NO	NAME OF THE MACHINE	HP	QTY	TOTAL HP
01	COOLING CONVEYOR	16.00	10	160.00
02	CNC CUTTING M/C	1.34	9	12.06
03	1 CHAMBER WASHING M/C-1,2	8.04	5	40.20
04	LASER ELECTRIC M/C	2.68	6	16.08
05	PRINTING M/C	0.67	1	0.67
06	UPS DB FOR CONTROL PANEL	4.69	5	23.45
07	90 DEGREE CONVEYOR	4.02	6	24.12
08	GRINDING FEEDING	4.02	6	24.12
09	AUTO GRINDING AND CHAMFERING M/C-1,2,3,4	8.04	5	40.20
10	4 CHAMBER WASHING M/C-1,2,3,4	6.70	9	60.30
11	PRINTING CONVEYOR	1.34	10	10.72
12	MMS MOULDING M/C 50 TON-1	20.10	5	100.50
13	MMS MOULDING M/C 50 TON-2,3	29.22	3	146.10
14	MMS MOULDING M/C 120 TON- 1,2	29.22	3	146.10
	TOTAL	136.08	83	804.62

JOINERY SCHEDULE

RS1	4000 x 5000	ROLLING SHUTTER
RS2	3000 x 3000	ROLLING SHUTTER
GD1	6000 x 3100	GLASS DOOR
FD1	1200 x 2100	FIRE DOOR
D1	900 x 2100	DOOR
D2	750 x 2100	DOOR
D3	1200 x 2100	DOOR
V1	600 x 600	VENTILATION
V2	2300 x 600	VENTILATION

COLOUR INDEX :

PROPOSED	
BOUNDARY	
ROAD	
DRIVEWAY	

REFERENCE :

SCALE : 1:200
DATE : 03 FEB 2025

N W E S

APPLICANT :

For DAINICHI DEVELOPERS PRIVATE LIMITED
Authorised Signatory

ARCHITECT / REGISTERED ENGINEER :

R. SURESH, M.Arch
CA/2010/50045

REGISTERED STRUCTURAL ENGINEER :

Dr. R. SURESH BABU, ME(Struct) Ph.D., M.I.E (IND), FIV
Registered Structural Engineer - Grade1
TVL/R/RSE/Dir-1/2018/11/004 dt 27/11/2019
No.1, Krishnama Road, Mowlivar Building,
Tel: 044-28478334, 28478335, 28478334,
Ph:+9840567743 rsbabu4ever@gmail.com

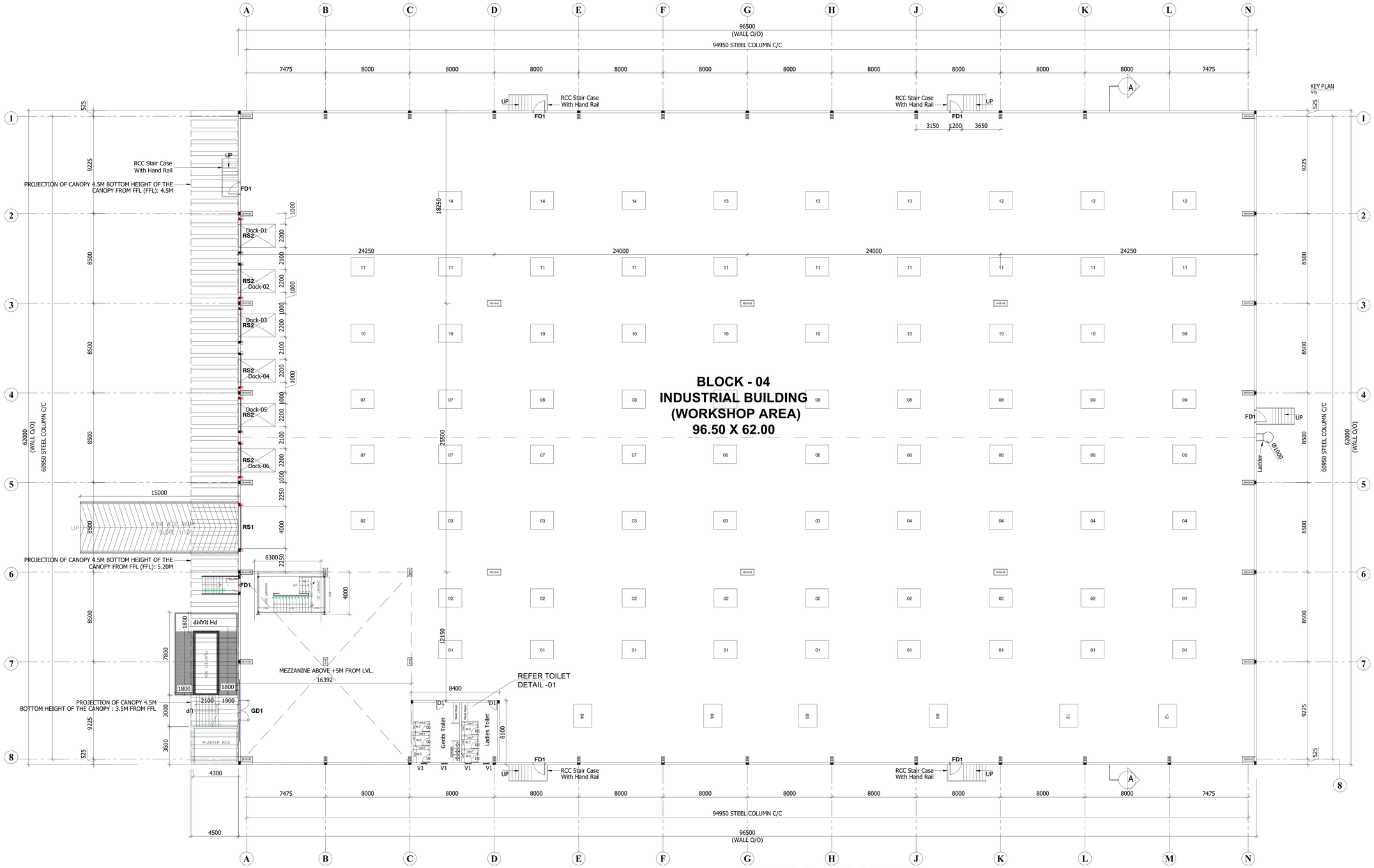

GROUND FLOOR PLAN

BLOCK - 04 | SHEET NO: 13 / 21

PLAN SHOWING THE PROPOSED CONSTRUCTION OF INDUSTRIAL BUILDING FOR M/S.DAINICHI DEVELOPERS PVT. LTD., IN S.F.NO: 27/6B; 28/1C2, 1D, 1E1A2, 1E1B2, 1E2B, 1F, 1G, 1H2, 1i1A, 1i1B, 1J, 1K, 1L, 1M, 1N1, 1N2, 1O;29/2C; 30/2A1, 2B1, 2C1; 30/3; 36/1A, 1B, 3, 4; AT SETHUPAKKAM VILLAGE, TIRUVALLUR TALUK, TIRUVALLUR DISTRICT.
MANUFACTURING OF "(LIGHT AND HEAVY ENGINEERING/ MANUFACTURING / ASSEMBLING PARK / INDUSTRIAL STORAGE) " INDUSTRY CLASSIFIED AS "ORANGE"

NOTE : ALL DIMENSIONS AREA IN METER

SPECIFICATION :

FOUNDATION	:	RCC 1:11/2:3 M25 Concrete Column footing Laid Over sand filling and PCC 1:4:8.
RCC WORK	:	All Column, Beams, Roof Slab, Lintel,& Sunshade are in CC 1:11/2:3(M-25)
BRICKWORK	:	B.W in Basement & Superstructure are in CM 1:5.
JOINERY	:	Joineries are made with Steel (or) first class teak wood.
WEATHERING COURSE	:	9" x 9" Pressed Tiles laid over the Brick Jelly with Lime mortor and sloped with water proofing compound.
PLASTERING	:	Ceiling plastering with CM 1:3Inside & Outside walls are plastering with CM 1:4.
PAINTING	:	White washing with two coats over the one coat of primer for Ceiling,Colour washing with two coats over one coat of primer for all Walls.

MACHINERY DETAILS :

S.NO	NAME OF THE MACHINE	HP	QTY	TOTAL HP
01	COOLING CONVEYOR	16.00	10	160.00
02	CNC CUTTING M/C	1.34	9	12.06
03	1 CHAMBER WASHING M/C-1,2	8.04	5	40.20
04	LASER ELECTRIC M/C	2.68	6	16.08
05	PRINTING M/C	0.67	1	0.67
06	UPS DB FOR CONTROL PANEL	4.69	5	23.45
07	90 DEGREE CONVEYOR	4.02	6	24.12
08	GRINDING FEEDING	4.02	6	24.12
09	AUTO GRINDING AND CHAMFERING M/C-1,2,3,4	8.04	5	40.20
10	4 CHAMBER WASHING M/C-1,2,3,4	6.70	9	60.30
11	PRINTING CONVEYOR	1.34	10	10.72
12	MMS MOULDING M/C 50 TON-1	20.10	5	100.50
13	MMS MOULDING M/C 50 TON-2,3	29.22	3	146.10
14	MMS MOULDING M/C 120 TON- 1,2	29.22	3	146.10
	TOTAL	136.08	83	804.62

JOINERY SCHEDULE

RS1	4000 x 5000	ROLLING SHUTTER
RS2	3000 x 3000	ROLLING SHUTTER
GD1	6000 x 3100	GLASS DOOR
FD1	1200 x 2100	FIRE DOOR
D1	900 x 2100	DOOR
D2	750 x 2100	DOOR
D3	1200 x 2100	DOOR
V1	600 x 600	VENTILATION
V2	2300 x 600	VENTILATION

COLOUR INDEX : | REFERENCE :

PROPOSED
BOUNDARY
ROAD
DRIVEWAY

SCALE : 1:200
DATE : 03 FEB 2025

N W E S

APPLICANT :

For DAINICHI DEVELOPERS PRIVATE LIMITED
Authorised Signatory

ARCHITECT / REGISTERED ENGINEER :

R. SURESH, M.Arch
CA/2010/80048

REGISTERED STRUCTURAL ENGINEER :

Dr. R. SURESH BABU, ME(Struct), Ph.D., M.I.E.(IND), FIV
Registered Structural Engineer - Grade I
TVL/E/R/SE/CO-1/2075/11/004 dt.27/11/2019
No.1, Krishnama Road, Mashkur Building,
1st Floor, Nungambakkam, Chennai - 600 034.
Ph : 9884055743 esbrsprss@gmail.com

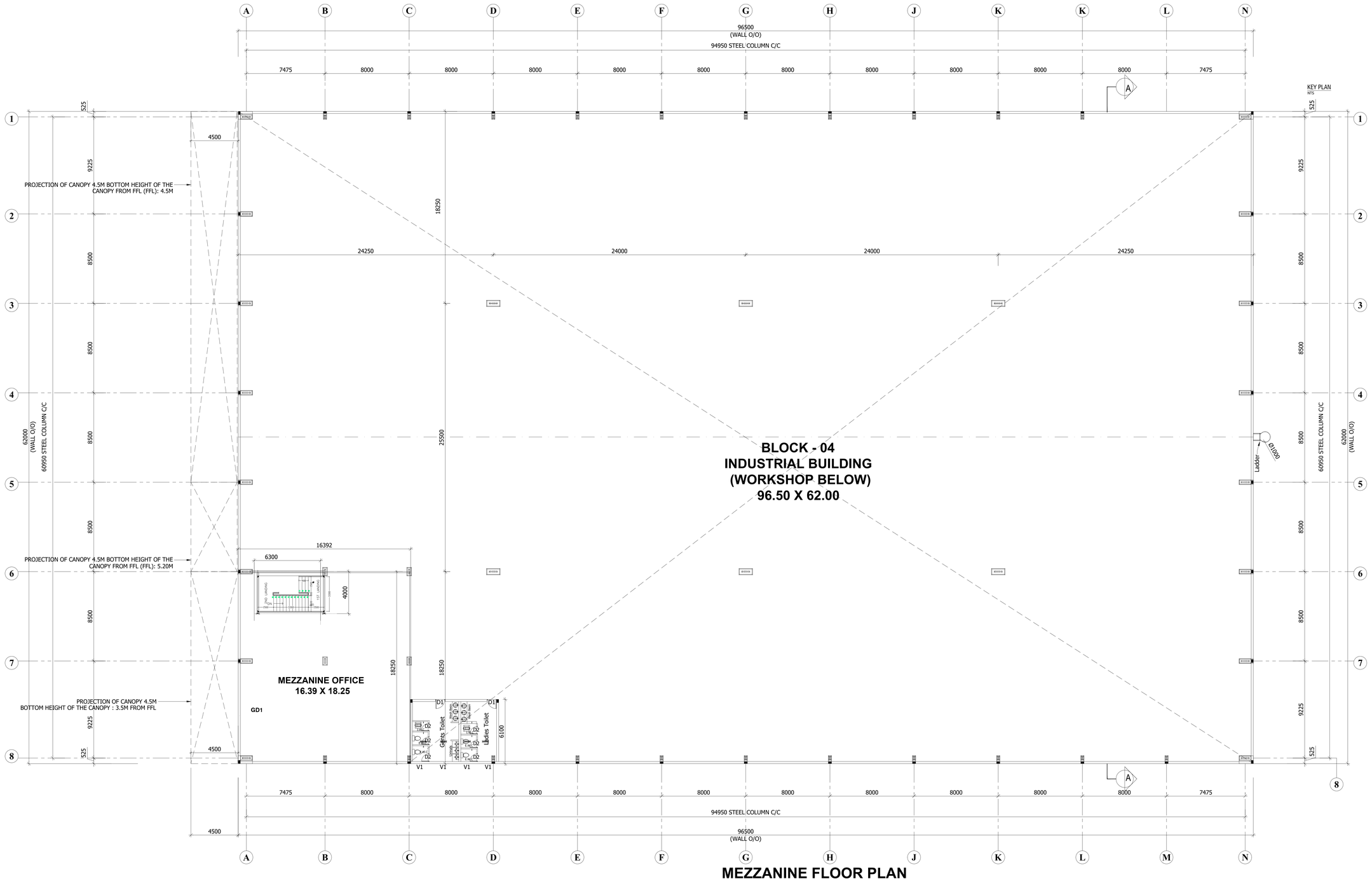

BLOCK - 04
INDUSTRIAL BUILDING
(WORKSHOP BELOW)
96.50 X 62.00

MEZZANINE FLOOR PLAN

KEY PLAN
NTS

BLOCK - 04	SHEET NO: 14 / 21

PLAN SHOWING THE PROPOSED CONSTRUCTION OF INDUSTRIAL BUILDING FOR M/S.DAINICHI DEVELOPERS PVT. LTD., IN S.F.NO: 27/6B; 28/1C2, 1D, 1E1A2, 1E1B2, 1E2B, 1F, 1G, 1H2, 1i1A, 1i1B, 1J, 1K, 1L, 1M, 1N1, 1N2, 1O;29/2C; 30/2A1, 2B1, 2C1; 30/3; 36/1A, 1B, 3, 4; AT SETHUPAKKAM VILLAGE, TIRUVALLUR TALUK, TIRUVALLUR DISTRICT.
MANUFACTURING OF "(LIGHT AND HEAVY ENGINEERING/ MANUFACTURING / ASSEMBLING PARK / INDUSTRIAL STORAGE) " INDUSTRY CLASSIFIED AS "ORANGE"

NOTE : ALL DIMENSIONS AREA IN METER

SPECIFICATION :

FOUNDATION	:	RCC 1:11/2:3 M25 Concrete Column footing Laid Over sand filling and PCC 1:4:8.
RCC WORK	:	All Column, Beams, Roof Slab, Lintel,& Sunshade are in CC 1:11/2:3(M-25)
BRICKWORK	:	B.W in Basement & Superstructure are in CM 1:5.
JOINERY	:	Joineries are made with Steel (or) first class teak wood.
WEATHERING COURSE	:	9" x 9" Pressed Tiles laid over the Brick Jelly with Lime mortor and sloped with water proofing compound.
PLASTERING	:	Ceiling plastering with CM 1:3Inside & Outside walls are plastering with CM 1:4.
PAINTING	:	White washing with two coats over the one coat of primer for Ceiling,Colour washing with two coats over one coat of primer for all Walls.

MACHINERY DETAILS :

S.NO	NAME OF THE MACHINE	HP	QTY	TOTAL HP
01	COOLING CONVEYOR	16.00	10	160.00
02	CNC CUTTING M/C	1.34	9	12.06
03	1 CHAMBER WASHING M/C-1,2	8.04	5	40.20
04	LASER ELECTRIC M/C	2.68	6	16.08
05	PRINTING M/C	0.67	1	0.67
06	UPS DB FOR CONTROL PANEL	4.69	5	23.45
07	90 DEGREE CONVEYOR	4.02	6	24.12
08	GRINDING FEEDING	4.02	6	24.12
09	AUTO GRINDING AND CHAMFERING M/C-1,2,3,4	8.04	5	40.20
10	4 CHAMBER WASHING M/C-1,2,3,4	6.70	9	60.30
11	PRINTING CONVEYOR	1.34	10	10.72
12	MMS MOULDING M/C 50 TON-1	20.10	5	100.50
13	MMS MOULDING M/C 50 TON-2,3	29.22	3	146.10
14	MMS MOULDING M/C 120 TON- 1,2	29.22	3	146.10
	TOTAL	136.08	83	804.62

JOINERY SCHEDULE

RS1	4000 x 5000	ROLLING SHUTTER
RS2	3000 x 3000	ROLLING SHUTTER
GD1	6000 x 3100	GLASS DOOR
FD1	1200 x 2100	FIRE DOOR
D1	900 x 2100	DOOR
D2	750 x 2100	DOOR
D3	1200 x 2100	DOOR
V1	600 x 600	VENTILATION
V2	2300 x 600	VENTILATION

COLOUR INDEX :

PROPOSED	
BOUNDARY	
ROAD	
DRIVEWAY	

REFERENCE :

SCALE : 1:200
DATE : 03 FEB 2025

N W E S

APPLICANT :

For DAINICHI DEVELOPERS PRIVATE LIMITED
Authorised Signatory

ARCHITECT / REGISTERED ENGINEER :

R. SURESH, M.Arch
CA/2010/80046

REGISTERED STRUCTURAL ENGINEER :

Dr. R. SURESH BABU, ME(Struct), Ph.D., M.I.E.(INDIA)
Registered Structural Engineer - Grade1
TVLR/RSE/Gr-1/2019/111004 dt 27/11/2019
No.1, Krishnama Road, Mashkur Building,
1st Floor, Nungambakkam, Chennai - 600 034.
Ph: 9884056743 rsbnarmi@gmail.com



ROOF PLAN

BLOCK - 04 | SHEET NO: 15 / 21

PLAN SHOWING THE PROPOSED CONSTRUCTION OF INDUSTRIAL BUILDING FOR M/S.DAINICHI DEVELOPERS PVT. LTD., IN S.F.NO: 27/6B; 28/1C2, 1D, 1E1A2, 1E1B2, 1E2B, 1F, 1G, 1H2, 1i1A, 1i1B, 1J, 1K, 1L, 1M, 1N1, 1N2, 1O;29/2C; 30/2A1, 2B1, 2C1; 30/3; 36/1A, 1B, 3, 4; AT SETHUPAKKAM VILLAGE, TIRUVALLUR TALUK, TIRUVALLUR DISTRICT.
MANUFACTURING OF "(LIGHT AND HEAVY ENGINEERING/ MANUFACTURING / ASSEMBLING PARK / INDUSTRIAL STORAGE) " INDUSTRY CLASSIFIED AS "ORANGE"

NOTE : ALL DIMENSIONS AREA IN METER

SPECIFICATION :

FOUNDATION	:	RCC 1:11/2:3 M25 Concrete Column footing Laid Over sand filling and PCC 1:4:8.
RCC WORK	:	All Column, Beams, Roof Slab, Lintel,& Sunshade are in CC 1:11/2:3(M-25)
BRICKWORK	:	B.W in Basement & Superstructure are in CM 1:5.
JOINERY	:	Joineries are made with Steel (or) first class teak wood.
WEATHERING COURSE	:	9" x 9" Pressed Tiles laid over the Brick Jelly with Lime mortor and sloped with water proofing compound.
PLASTERING	:	Ceiling plastering with CM 1:3inside & Outside walls are plastering with CM 1:4.
PAINTING	:	White washing with two coats over the one coat of primer for Ceiling.Colour washing with two coats over one coat of primer for all Walls.

MACHINERY DETAILS :

S.NO	NAME OF THE MACHINE	HP	QTY	TOTAL HP
01	COOLING CONVEYOR	16.00	10	160.00
02	CNC CUTTING M/C	1.34	9	12.06
03	1 CHAMBER WASHING M/C-1,2	8.04	5	40.20
04	LASER ELECTRIC M/C	2.68	6	16.08
05	PRINTING M/C	0.67	1	0.67
06	UPS DB FOR CONTROL PANEL	4.69	5	23.45
07	90 DEGREE CONVEYOR	4.02	6	24.12
08	GRINDING FEEDING	4.02	6	24.12
09	AUTO GRINDING AND CHAMFERING M/C-1,2,3,4	8.04	5	40.20
10	4 CHAMBER WASHING M/C-1,2,3,4	6.70	9	60.30
11	PRINTING CONVEYOR	1.34	10	10.72
12	MMS MOULDING M/C 50 TON-1	20.10	5	100.50
13	MMS MOULDING M/C 50 TON-2,3	29.22	3	146.10
14	MMS MOULDING M/C 120 TON- 1,2	29.22	3	146.10
	TOTAL	136.08	83	804.62

JOINERY SCHEDULE

RS1	4000 x 5000	ROLLING SHUTTER
RS2	3000 x 3000	ROLLING SHUTTER
GD1	6000 x 3100	GLASS DOOR
FD1	1200 x 2100	FIRE DOOR
D1	900 x 2100	DOOR
D2	750 x 2100	DOOR
D3	1200 x 2100	DOOR
V1	600 x 600	VENTILATION
V2	2300 x 600	VENTILATION

COLOUR INDEX :

PROPOSED	
BOUNDARY	
ROAD	
DRIVEWAY	

REFERENCE :

SCALE : 1:200
DATE : 03 FEB 2025

APPLICANT :

For DAINICHI DEVELOPERS PRIVATE LIMITED
Authorised Signatory

ARCHITECT / REGISTERED ENGINEER :

R. SURESH, M.Arch
CA/2010/100048

REGISTERED STRUCTURAL ENGINEER :

Dr. R. SURESH BABU, ME(Hons), Ph.D., M.I.E (INDIA), FIV
Registered Structural Engineer - Grade1
TVL/R/RSE/10/-1/2018/11/004 dt.27/11/2018
No.1, Krishnama Road, Mankkur Building,
1st Floor, Nungambakkam, Chennai - 600 034.
Ph.: 9884055743 rsbsprss@gmail.com

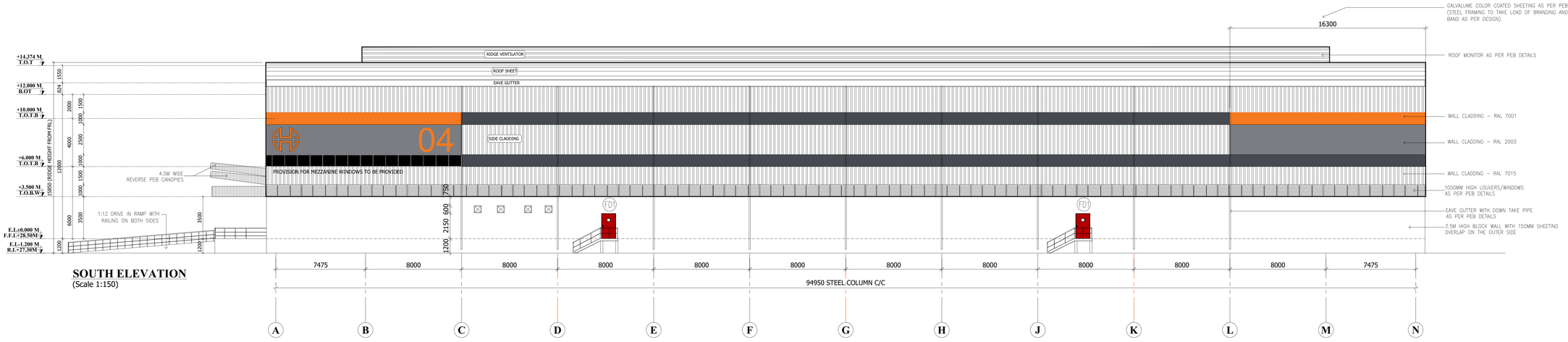

SOUTH ELEVATION
(Scale 1:150)

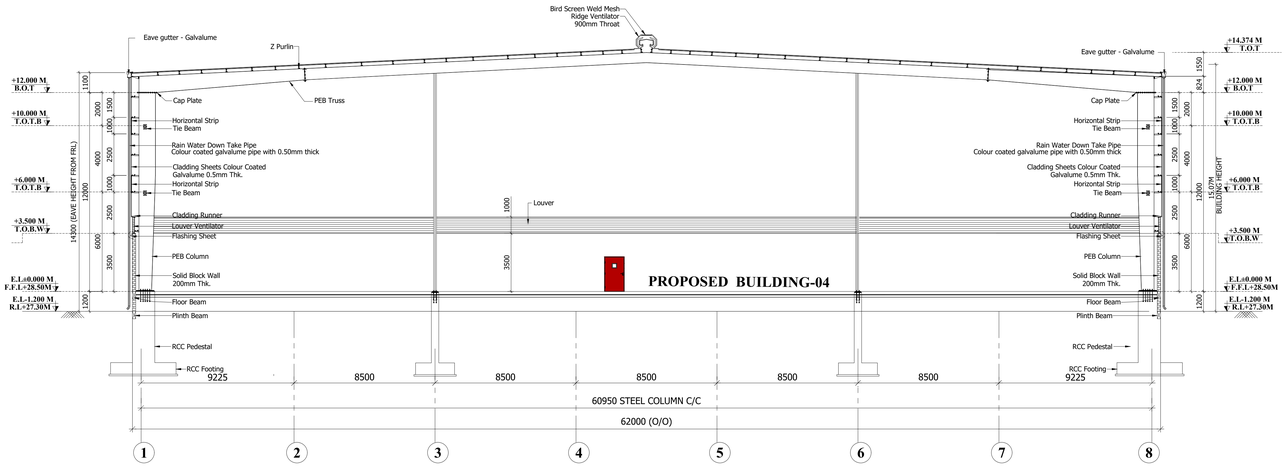

Section - AA
(Scale 1:150)

TOILET DETAIL -01

FRONT ELEVATION
(Scale 1:150)

BLOCK - 04	SHEET NO: 16 / 21

PLAN SHOWING THE PROPOSED CONSTRUCTION OF INDUSTRIAL BUILDING FOR M/S.DAINICHI DEVELOPERS PVT. LTD., IN S.F.NO: 27/6B; 28/1C2, 1D, 1E1A2, 1E1B2, 1E2B, 1F, 1G, 1H2, 1i1A, 1i1B, 1J, 1K, 1L, 1M, 1N1, 1N2, 1O;29/2C; 30/2A1, 2B1, 2C1; 30/3; 36/1A, 1B, 3, 4; AT SETHUPAKKAM VILLAGE, TIRUVALLUR TALUK, TIRUVALLUR DISTRICT.
MANUFACTURING OF "(LIGHT AND HEAVY ENGINEERING/ MANUFACTURING / ASSEMBLING PARK / INDUSTRIAL STORAGE) " INDUSTRY CLASSIFIED AS "ORANGE"

NOTE : ALL DIMENSIONS AREA IN METER

SPECIFICATION :

FOUNDATION	:	RCC 1:11/2:3 M25 Concrete Column footing Laid Over sand filling and PCC 1:4:8.
RCC WORK	:	All Column, Beams, Roof Slab, Lintel,& Sunshade are in CC 1:11/2:3(M-25)
BRICKWORK	:	B.W in Basement & Superstructure are in CM 1:5.
JOINERY	:	Joineries are made with Steel (or) first class teak wood.
WEATHERING COURSE	:	9" x 9" Pressed Tiles laid over the Brick Jelly with Lime mortor and sloped with water proofing compound.
PLASTERING	:	Ceiling plastering with CM 1:3Inside & Outside walls are plastering with CM 1:4.
PAINTING	:	White washing with two coats over the one coat of primer for Ceiling,Colour washing with two coats over one coat of primer for all Walls.

MACHINERY DETAILS :

S.NO	NAME OF THE MACHINE	HP	QTY	TOTAL HP
01	COOLING CONVEYOR	16.00	10	160.00
02	CNC CUTTING M/C	1.34	9	12.06
03	1 CHAMBER WASHING M/C-1,2	8.04	5	40.20
04	LASER ELECTRIC M/C	2.68	6	16.08
05	PRINTING M/C	0.67	1	0.67
06	UPS DB FOR CONTROL PANEL	4.69	5	23.45
07	90 DEGREE CONVEYOR	4.02	6	24.12
08	GRINDING FEEDING	4.02	6	24.12
09	AUTO GRINDING AND CHAMFERING M/C-1,2,3,4	8.04	5	40.20
10	4 CHAMBER WASHING M/C-1,2,3,4	6.70	9	60.30
11	PRINTING CONVEYOR	1.34	10	10.72
12	MMS MOULDING M/C 50 TON-1	20.10	5	100.50
13	MMS MOULDING M/C 50 TON-2,3	29.22	3	146.10
14	MMS MOULDING M/C 120 TON-1,2	29.22	3	146.10
	TOTAL	136.08	83	804.62

JOINERY SCHEDULE

RS1	4000 x 5000	ROLLING SHUTTER
RS2	3000 x 3000	ROLLING SHUTTER
GD1	6000 x 3100	GLASS DOOR
FD1	1200 x 2100	FIRE DOOR
D1	900 x 2100	DOOR
D2	750 x 2100	DOOR
D3	1200 x 2100	DOOR
V1	600 x 600	VENTILATION
V2	2300 x 600	VENTILATION

COLOUR INDEX :

PROPOSED	
BOUNDARY	
ROAD	
DRIVEWAY	

REFERENCE :

SCALE : 1:200

DATE : 03 FEB 2025

APPLICANT :

For DAINICHI DEVELOPERS PRIVATE LIMITED

Authorised Signatory

ARCHITECT / REGISTERED ENGINEER :

R. SURESH, M.Arch
CA/2010/50045

REGISTERED STRUCTURAL ENGINEER :

Dr. R. SURESH BABU, ME(Struct), Ph.D., M.I.E (INDIA), FIV
Registered Structural Engineer - Grade1
TVLR/RSE/Gr-1/2019/1117004 dt 27/11/2019
No.1, Krishnama Road, Mashkur Building,
1st Floor, Nungambakkam, Chennai - 600 034.
Ph:9884055743 rsksnpres@gmail.com

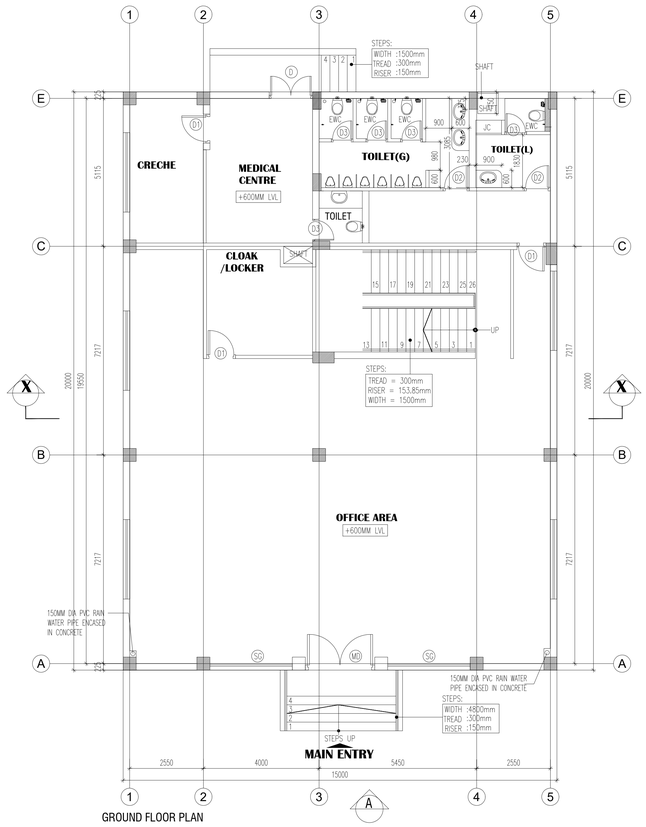

GROUND FLOOR PLAN

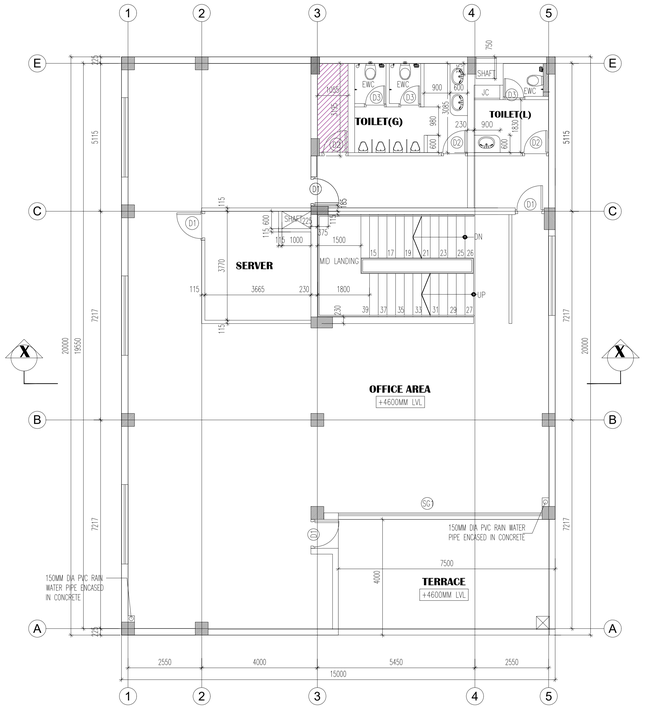

FIRST FLOOR PLAN

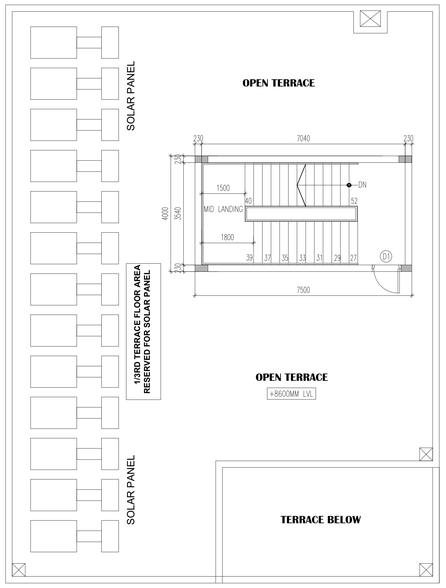

TERRACE FLOOR PLAN

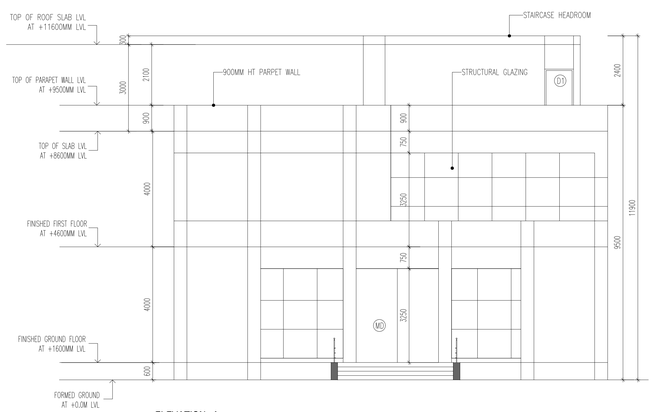

ELEVATION -A

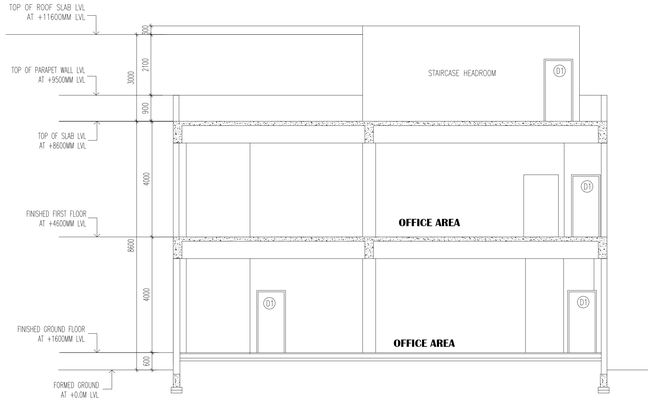

SECTION -X-X

JOINERY SCHEDULE		
MD	2400 x 3250	MAIN DOOR
D	1500 x 1500	DOOR
D1	1000 x 2150	DOOR
D2	900 x 2150	DOOR
D3	750 x 2150	DOOR
SG	2850 x 3250	DOOR
SG1	7050 x 3250	DOOR

BLOCK - 05 | SHEET NO: 17 / 21

PLAN SHOWING THE PROPOSED CONSTRUCTION OF INDUSTRIAL BUILDING FOR M/S.DAINICHI DEVELOPERS PVT. LTD., IN S.F.NO: 27/6B; 28/1C2, 1D, 1E1A2, 1E1B2, 1E2B, 1F, 1G, 1H2, 1i1A, 1i1B, 1J, 1K, 1L, 1M, 1N1, 1N2, 1O;29/2C; 30/2A1, 2B1, 2C1; 30/3; 36/1A, 1B, 3, 4; AT SETHUPAKKAM VILLAGE, TIRUVALLUR TALUK, TIRUVALLUR DISTRICT.
MANUFACTURING OF "(LIGHT AND HEAVY ENGINEERING/ MANUFACTURING / ASSEMBLING PARK / INDUSTRIAL STORAGE) " INDUSTRY CLASSIFIED AS "ORANGE"

NOTE : ALL DIMENSIONS AREA IN METER

SPECIFICATION :

FOUNDATION	:	RCC 1:11/2:3 M25 Concrete Column footing Laid Over sand filling and PCC 1:4:8.
RCC WORK	:	All Column, Beams, Roof Slab, Lintel,& Sunshade are in CC 1:11/2:3(M-25)
BRICKWORK	:	B.W in Basement & Superstructure are in CM 1:5.
JOINERY	:	Joineries are made with Steel (or) first class teak wood.
WEATHERING COURSE	:	9" x 9" Pressed Tiles laid over the Brick Jelly with Lime mortor and sloped with water proofing compound.
PLASTERING	:	Ceiling plastering with CM 1:3Inside & Outside walls are plastering with CM 1:4.
PAINTING	:	White washing with two coats over the one coat of primer for Ceiling.Colour washing with two coats over one coat of primer for all Walls.

COLOUR INDEX :

PROPOSED
BOUNDARY
ROAD
DRIVEWAY

REFERENCE :

SCALE : 1:200
DATE : 03 FEB 2025

N W E S

APPLICANT :

For DAINICHI DEVELOPERS PRIVATE LIMITED

Authorised Signatory

ARCHITECT / REGISTERED ENGINEER :

R. SURESH, M.Arch
CA/2010/50045

Dr. R. SURESH BABU, ME(Struct), Ph.D., M.I.E (IND)., FIV
Registered Structural Engineer - Grade I
TVLR/RSE/Gr-I/2019/11/004 dt 27/11/2019
No.1, Krishnama Road, Mashkur Building,
1st Floor, Nungambakkam, Chennai - 600 034.
Ph:9884055743 rsbrsprss@gmail.com

BLOCK - 06

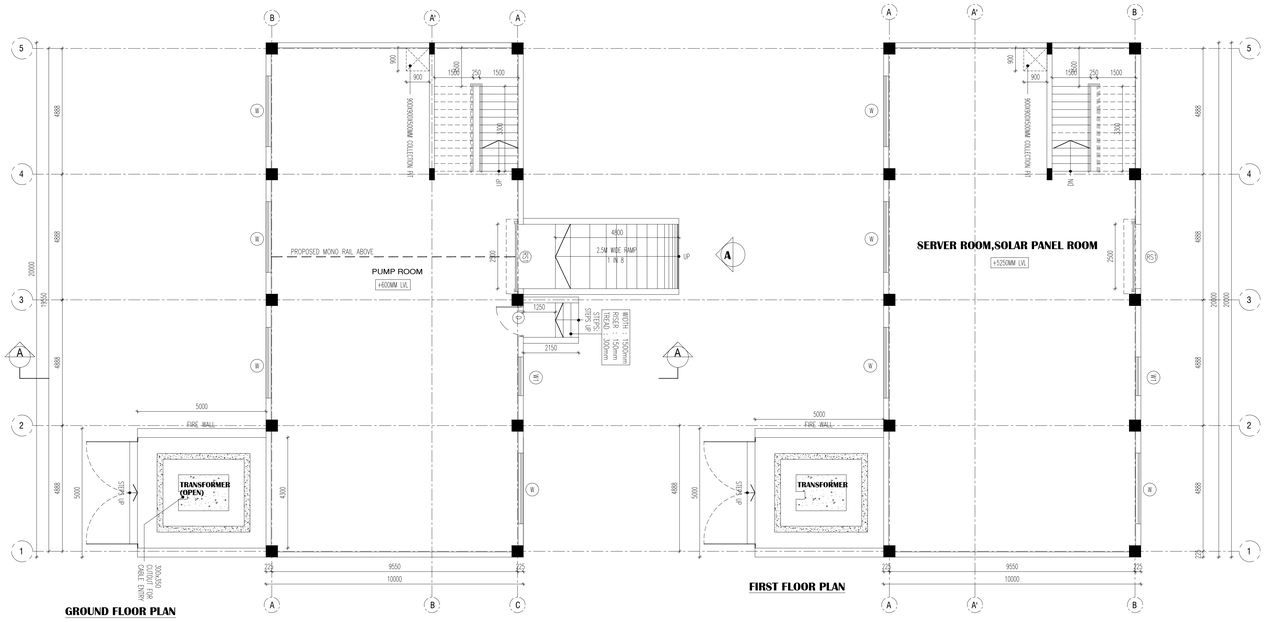

GROUND FLOOR PLAN

FIRST FLOOR PLAN

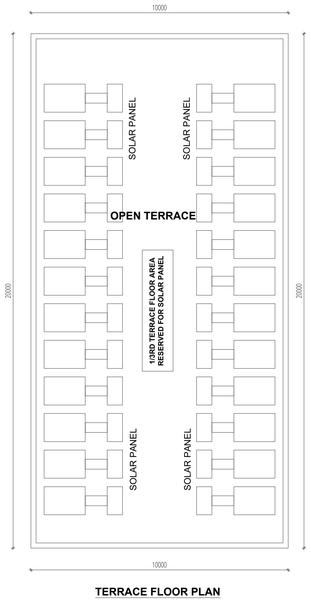

TERRACE FLOOR PLAN

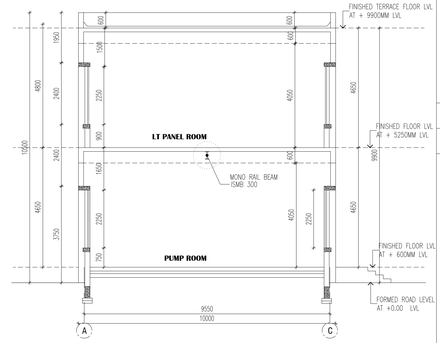

SECTION - A-A

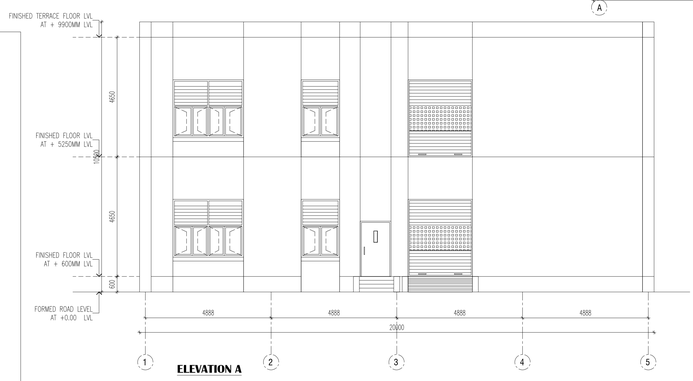

ELEVATION A

JOINERY SCHEDULE		
RS	2500 x 3000	MAIN DOOR
D	1200 x 2150	DOOR
W	2750 x 2250	WINDOW
W1	1500 x 2250	WINDOW

BLOCK - 07

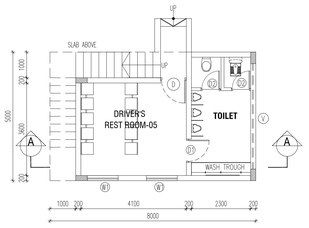

GROUND FLOOR PLAN

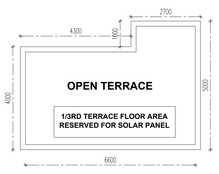

TERRACE FLOOR PLAN

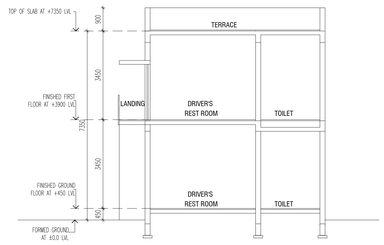

CROSS SECTION

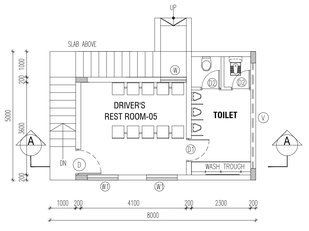

FIRST FLOOR PLAN

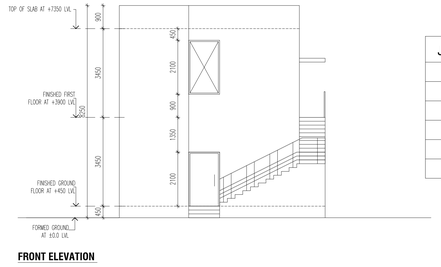

FRONT ELEVATION

JOINERY SCHEDULE		
D	2500 x 3000	DOOR
D1	1200 x 2150	DOOR
D2	2750 x 2250	DOOR
W	1500 x 2250	WINDOW
W1	2750 x 2250	WINDOW
V	1500 x 2250	VENTILATION

BLOCK - 06 & 07 | SHEET NO: 18 / 21

PLAN SHOWING THE PROPOSED CONSTRUCTION OF INDUSTRIAL BUILDING FOR M/S.DAINICHI DEVELOPERS PVT. LTD., IN S.F.NO: 27/6B; 28/1C2, 1D, 1E1A2, 1E1B2, 1E2B, 1F, 1G, 1H2, 1i1A, 1i1B, 1J, 1K, 1L, 1M, 1N1, 1N2, 1O;29/2C; 30/2A1, 2B1, 2C1; 30/3; 36/1A, 1B, 3, 4; AT SETHUPAKKAM VILLAGE, TIRUVALLUR TALUK, TIRUVALLUR DISTRICT.
MANUFACTURING OF "(LIGHT AND HEAVY ENGINEERING/ MANUFACTURING / ASSEMBLING PARK / INDUSTRIAL STORAGE) " INDUSTRY CLASSIFIED AS "ORANGE"

NOTE : ALL DIMENSIONS AREA IN METER

SPECIFICATION :

FOUNDATION	:	RCC 1:11/2:3 M25 Concrete Column footing Laid Over sand filling and PCC 1:4:8.
RCC WORK	:	All Column, Beams, Roof Slab, Lintel,& Sunshade are in CC 1:11/2:3(M-25)
BRICKWORK	:	B.W in Basement & Superstructure are in CM 1:5.
JOINERY	:	Joineries are made with Steel (or) first class teak wood.
WEATHERING COURSE	:	9" x 9" Pressed Tiles laid over the Brick Jelly with Lime mortor and sloped with water proofing compound.
PLASTERING	:	Ceiling plastering with CM 1:3Inside & Outside walls are plastering with CM 1:4.
PAINTING	:	White washing with two coats over the one coat of primer for Ceiling.Colour washing with two coats over one coat of primer for all Walls.

COLOUR INDEX :

PROPOSED	
BOUNDARY	
ROAD	
DRIVEWAY	

REFERENCE :

SCALE : 1:200

DATE : 03 FEB 2025

APPLICANT :

For DAINICHI DEVELOPERS PRIVATE LIMITED

Authorised Signatory

REGISTERED STRUCTURAL ENGINEER :

Dr. R. SURESH BABU, ME(Struct), Ph.D., M.I.E (IND)., F.IV
Registered Structural Engineer - Grade1
TVLR/RSE/Gr-I/2019/11/004 dt.27/11/2019
No.1, Krishnama Road, Mashkur Building,
1st Floor, Nungambakkam, Chennai - 600 034.
Ph:+9884055743 rsbraprs@gmail.com

ARCHITECT / REGISTERED ENGINEER :

R. SURESH, M.Arch
CA/2010/50045

BLOCK - 08

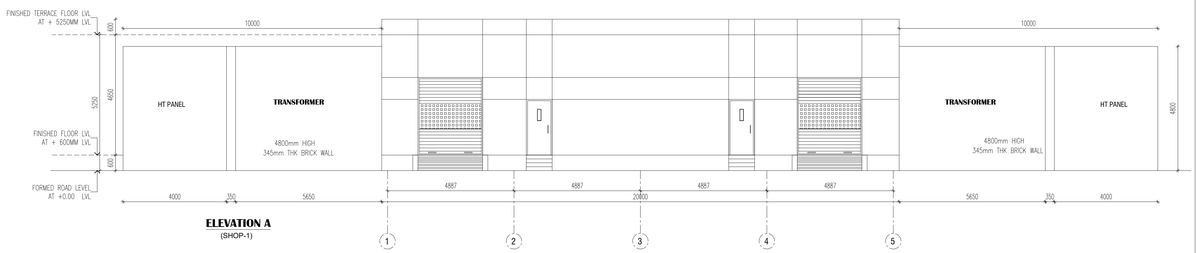

ELEVATION A
(SHOP-1)

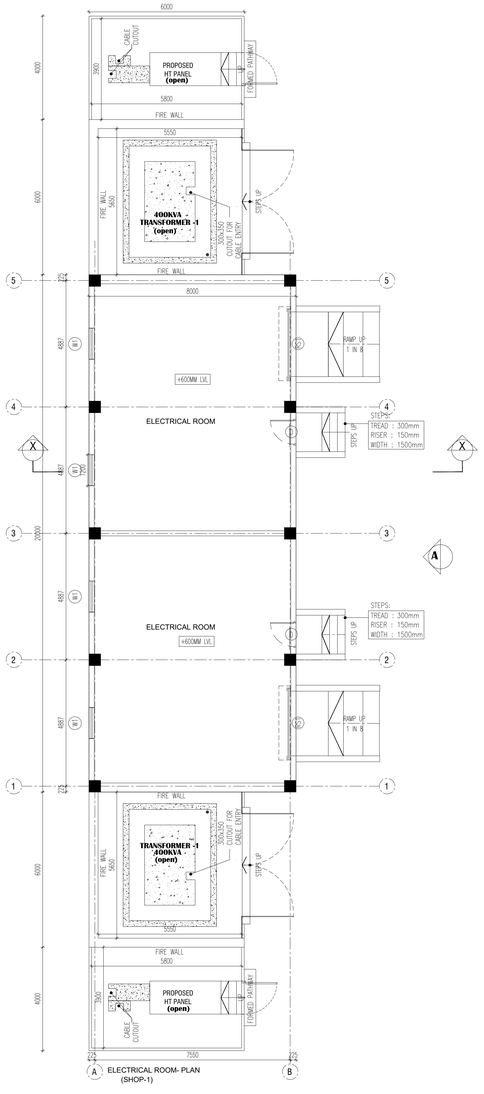

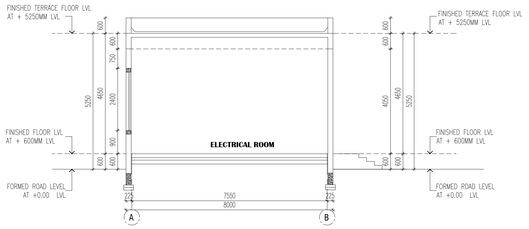

SECTION - X-X
(SHOP-1)

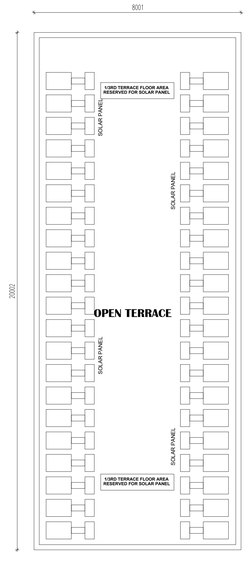

TERRACE FLOOR PLAN

BLOCK - 09

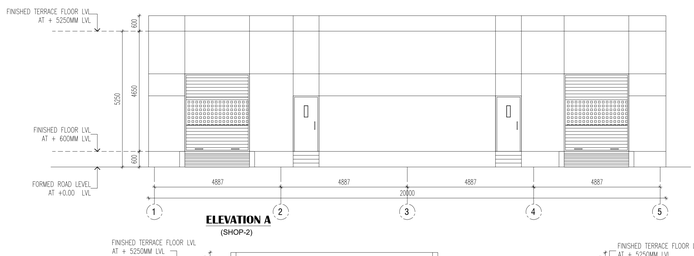

ELEVATION A
(SHOP-2)

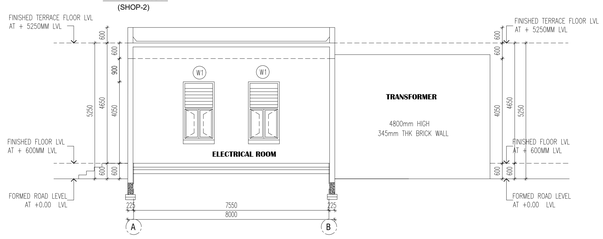

SECTION - X-X
(SHOP-2)

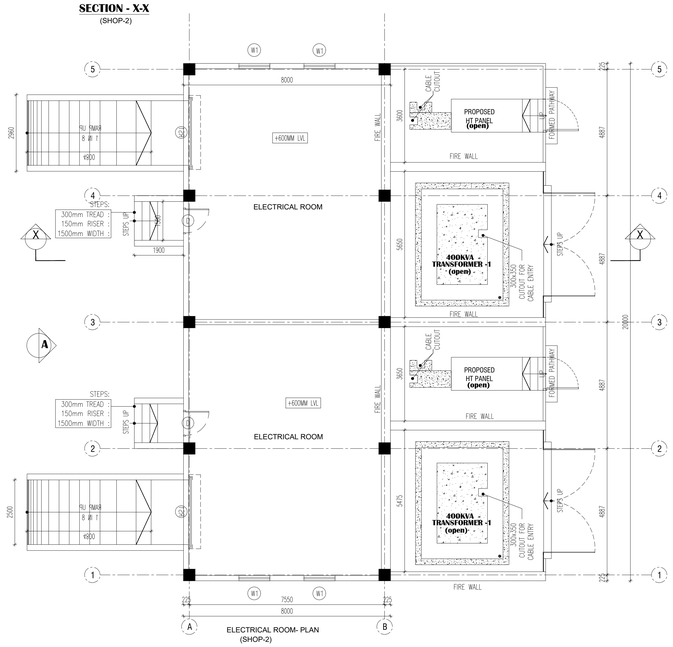

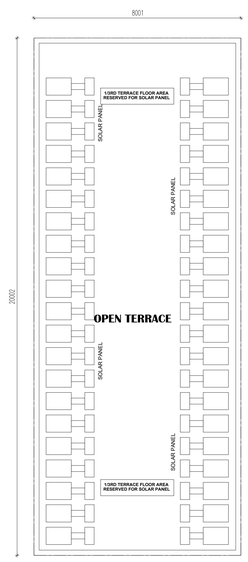

TERRACE FLOOR PLAN

BLOCK - 08 & 09 | SHEET NO: 19 / 21

PLAN SHOWING THE PROPOSED CONSTRUCTION OF INDUSTRIAL BUILDING FOR M/S.DAINICHI DEVELOPERS PVT. LTD., IN S.F.NO: 27/6B; 28/1C2, 1D, 1E1A2, 1E1B2, 1E2B, 1F, 1G, 1H2, 1i1A, 1i1B, 1J, 1K, 1L, 1M, 1N1, 1N2, 1O;29/2C; 30/2A1, 2B1, 2C1; 30/3; 36/1A, 1B, 3, 4; AT SETHUPAKKAM VILLAGE, TIRUVALLUR TALUK, TIRUVALLUR DISTRICT.
MANUFACTURING OF "(LIGHT AND HEAVY ENGINEERING/ MANUFACTURING / ASSEMBLING PARK / INDUSTRIAL STORAGE) " INDUSTRY CLASSIFIED AS "ORANGE"

NOTE : ALL DIMENSIONS AREA IN METER

SPECIFICATION :

FOUNDATION	:	RCC 1:11/2:3 M25 Concrete Column footing Laid Over sand filling and PCC 1:4:8.
RCC WORK	:	All Column, Beams, Roof Slab, Lintel,& Sunshade are in CC 1:11/2:3(M-25)
BRICKWORK	:	B.W in Basement & Superstructure are in CM 1:5.
JOINERY	:	Joineries are made with Steel (or) first class teak wood.
WEATHERING COURSE	:	9" x 9" Pressed Tiles laid over the Brick Jelly with Lime mortor and sloped with water proofing compound.
PLASTERING	:	Ceiling plastering with CM 1:3Inside & Outside walls are plastering with CM 1:4.
PAINTING	:	White washing with two coats over the one coat of primer for Ceiling.Colour washing with two coats over one coat of primer for all Walls.

COLOUR INDEX :		REFERENCE :	
PROPOSED		SCALE : 1:200	N W E S
BOUNDARY		DATE : 03 FEB 2025	
DRIVEWAY			

APPLICANT :

For DAINICHI DEVELOPERS PRIVATE LIMITED
Authorised Signatory

REGISTERED STRUCTURAL ENGINEER :

Dr. R. SURESH BABU, ME(Struct), Ph.D., M.I.E (IND)., FIV
Registered Structural Engineer - Grade I
TVLR/RSE/Gr-I/2019/11/004 dt 27/11/2019
No.1, Krishnama Road, Mashkur Building,
1st Floor, Nungambakkam, Chennai - 600 034.
Ph: 9884055743 rsbrspirss@gmail.com

ARCHITECT / REGISTERED ENGINEER :

R. SURESH, M.Arch
CA/2010/50045

BLOCK - 10

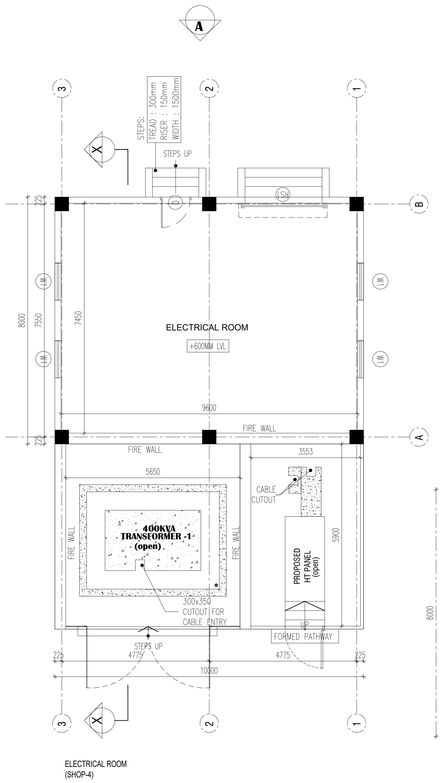

ELECTRICAL ROOM
(SHOP-4)

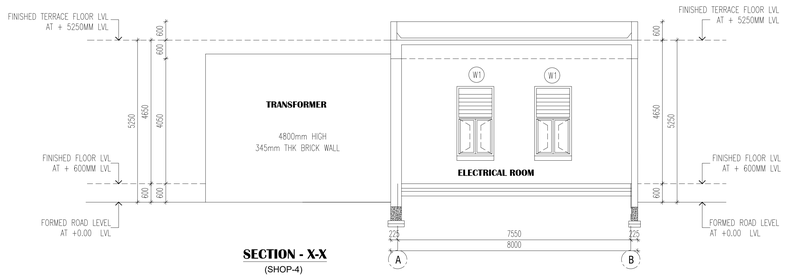

SECTION - X-X
(SHOP-4)

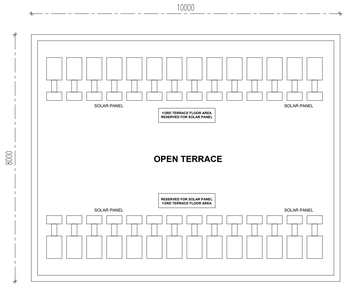

TERRACE FLOOR PLAN

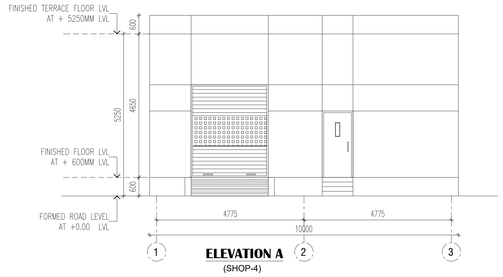

ELEVATION A
(SHOP-4)

JOINERY SCHEDULE		
RS	2500 x 3000	ROLLING SHUTTER
D	1000 x 2150	DOOR
W	2750 x 2250	WINDOW

BLOCK - 11

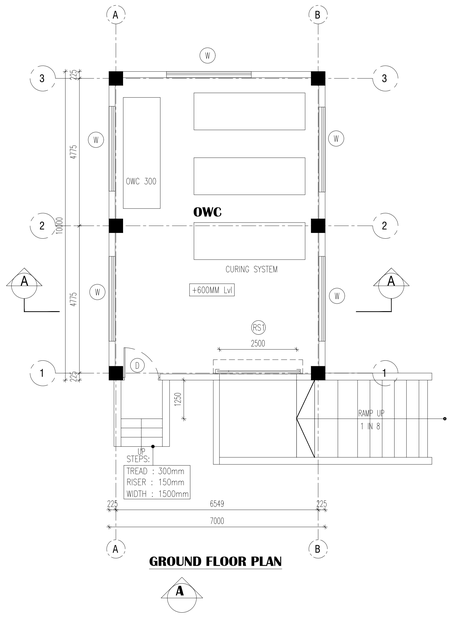

GROUND FLOOR PLAN

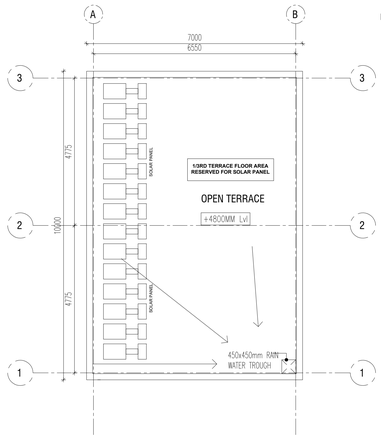

TERRACE FLOOR PLAN

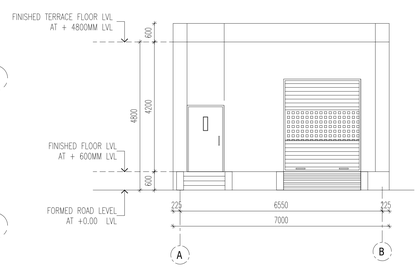

ELEVATION A

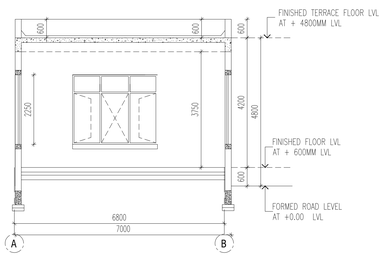

SECTION - A-A

JOINERY SCHEDULE		
RS	2500 x 3000	ROLLING SHUTTER
D	1000 x 2150	DOOR
W	2750 x 2250	WINDOW

BLOCK - 12

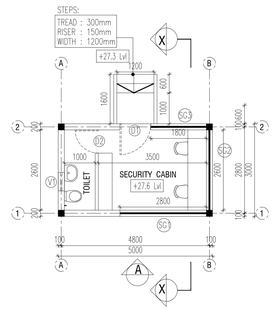

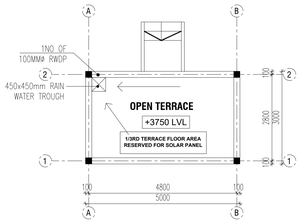

TERRACE FLOOR PLAN

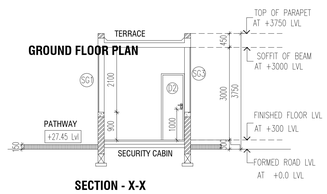

SECTION - X-X

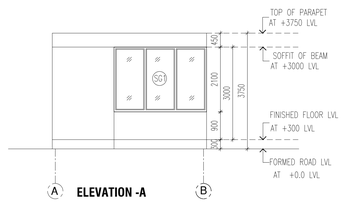

ELEVATION -A

JOINERY SCHEDULE		
D1	1000 x 2150	ROLLING SHUTTER
D2	750 x 2150	DOOR
SG1	2800 x 2100	FIXED GLASS
SG2	2600 x 2100	FIXED GLASS
SG3	1800 x 2100	FIXED GLASS
V1	600 x 950	VENTILATION

REGISTERED STRUCTURAL ENGINEER :

Dr. R. SURESH BABU, ME(Struct), Ph.D., M.I.E (IND)., FIV
Registered Structural Engineer - Grade I
TVLR/RSE/Gr-I/2019/11/004 dt 27/11/2019
No.1, Krishnama Road, Mashkur Building,
1st Floor, Nungambakkam, Chennai - 600 034.
Ph: 9884055743 rsbrspress@gmail.com

BLOCK - 10 ,11 & 12 | SHEET NO: 20 / 21

PLAN SHOWING THE PROPOSED CONSTRUCTION OF INDUSTRIAL BUILDING FOR M/S.DAINICHI DEVELOPERS PVT. LTD., IN S.F.NO: 27/6B; 28/1C2, 1D, 1E1A2, 1E1B2, 1E2B, 1F, 1G, 1H2, 1i1A, 1i1B, 1J, 1K, 1L, 1M, 1N1, 1N2, 1O;29/2C; 30/2A1, 2B1, 2C1; 30/3; 36/1A, 1B, 3, 4; AT SETHUPAKKAM VILLAGE, TIRUVALLUR TALUK, TIRUVALLUR DISTRICT.
MANUFACTURING OF "(LIGHT AND HEAVY ENGINEERING/ MANUFACTURING / ASSEMBLING PARK / INDUSTRIAL STORAGE) " INDUSTRY CLASSIFIED AS "ORANGE"

NOTE : ALL DIMENSIONS AREA IN METER

SPECIFICATION :

FOUNDATION	:	RCC 1:11/2:3 M25 Concrete Column footing Laid Over sand filling and PCC 1:4:8.
RCC WORK	:	All Column, Beams, Roof Slab, Lintel,& Sunshade are in CC 1:11/2:3(M-25)
BRICKWORK	:	B.W in Basement & Superstructure are in CM 1:5.
JOINERY	:	Joineries are made with Steel (or) first class teak wood.
WEATHERING COURSE	:	9" x 9" Pressed Tiles laid over the Brick Jelly with Lime mortor and sloped with water proofing compound.
PLASTERING	:	Ceiling plastering with CM 1:3Inside & Outside walls are plastering with CM 1:4.
PAINTING	:	White washing with two coats over the one coat of primer for Ceiling.Colour washing with two coats over one coat of primer for all Walls.

COLOUR INDEX :

PROPOSED
BOUNDARY
DRIVEWAY

REFERENCE :

SCALE : 1:200
DATE : 03 FEB 2025

N W E S

APPLICANT :

For DAINICHI DEVELOPERS PRIVATE LIMITED
Authorised Signatory

ARCHITECT / REGISTERED ENGINEER :

R. SURESH, M.Arch
CA/2010/50045

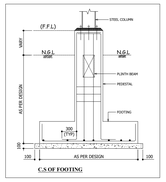

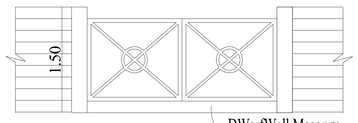

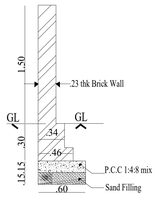

CompoundWall detail

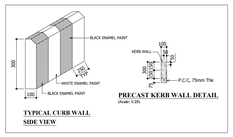

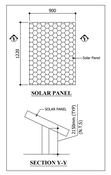

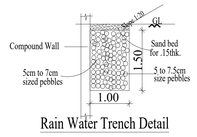

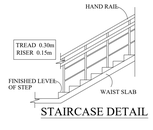

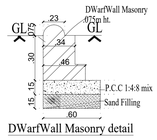

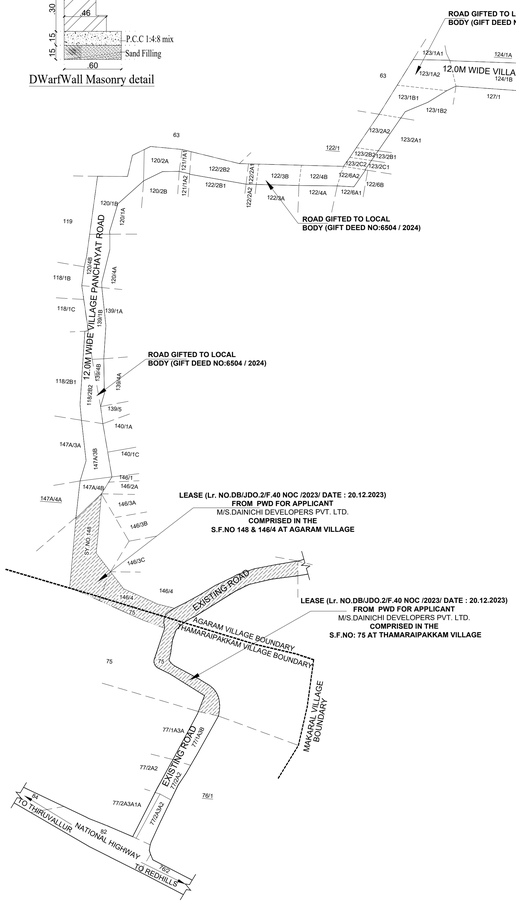

SITE PLAN
(SCALE = 1 : 800)

SITE AREA		
Survey No	Sub-Division	Area (Sqm)
27	6B	4696
28	1C2	1700
28	1D	6000
28	1E1A2	40
28	1E1B2	1012
28	1E2B	2834
28	1F	14500
28	1G	3700
28	1H2	6518
28	1I1A	2118
28	1I1B	82
28	1J	1200
28	1K	1600
28	1L	2900
28	1M	2400
28	1N1	1050
28	1N2	5350
28	1O	1400
29	2C	10607
30	2A1	1735
30	2B1	2186
30	2C1	860
30	3	11450
36	1A	5871
36	1B	729
36	3	24150
36	4	2250
	TOTAL	118938

MACHINERY DETAILS - (BLOCK - 1 TO 4)				
S.NO	NAME OF THE MACHINE	HP	QTY	TOTAL HP
01	COOLING CONVEYOR	16.00	10	160.00
02	CNC CUTTING M/C	1.34	9	12.06
03	1 CHAMBER WASHING M/C-1,2	8.04	5	40.20
04	LASER ELECTRIC M/C	2.68	6	16.08
05	PRINTING M/C	0.67	1	0.67
06	UPS DB FOR CONTROL PANEL	4.69	5	23.45
07	90 DEGREE CONVEYOR	4.02	6	24.12
08	GRINDING FEEDING	4.02	6	24.12
09	AUTO GRINDING AND CHAMFERING M/C-1,2,3,4	8.04	5	40.20
10	4 CHAMBER WASHING M/C-1,2,3,4	6.70	9	60.30
11	PRINTING CONVEYOR	1.34	10	10.72
12	MMS MOULDING M/C 50 TON-1	20.10	5	100.50
13	MMS MOULDING M/C 50 TON-2,3	29.22	3	146.10
14	MMS MOULDING M/C 120 TON- 1,2	29.22	3	146.10
	TOTAL	136.08	83	804.62
	TOTAL HORSE POWER DETAIL	804.62 x 4 (Blocks) = 3218.48 HP		

SITE PLAN	SHEET NO: 21 / 21

SITE PLAN SHOWING THE PROPOSED CONSTRUCTION OF INDUSTRIAL BUILDING FOR M/S.DAINICHI DEVELOPERS PVT. LTD., IN S.F.NO: 27/6B; 28/1C2, 1D, 1E1A2, 1E1B2, 1E2B, 1F, 1G, 1H2, 1i1A, 1i1B, 1J, 1K, 1L, 1M, 1N1, 1N2, 1O;29/2C; 30/2A1, 2B1, 2C1; 30/3; 36/1A, 1B, 3, 4; AT SETHUPAKKAM VILLAGE, TIRUVALLUR TALUK, TIRUVALLUR DISTRICT. MANUFACTURING OF "(LIGHT AND HEAVY ENGINEERING/ MANUFACTURING / ASSEMBLING PARK / INDUSTRIAL STORAGE) " INDUSTRY CLASSIFIED AS "ORANGE"

NOTE : ALL DIMENSIONS AREA IN METRE

AREA STATEMENT DETAILS

SITE AREA AS PER DOCUMENT	: 118938.00 SQ.M
SITE AREA AS PER PATTA	: 118938.00 SQ.M
SUPER IMPOSED SITE AREA	: 118938.00 SQ.M

PROPOSED BUILDING AREA DETAILS :

S.NO	DESCRIPTION	FSI (SQ.M)	NON-FSI (SQ.M)	TOTAL (SQ.M)
01	BLOCK -01 (INDUSTRIAL BUILDING)			
	GROUND FLOOR	24744.50	-	24744.50
	MEZZANINE FLOOR (OFFICE)	1267.55	-	1267.55
	SUB-TOTAL	26012.05	-	26012.05
02	BLOCK -02 (INDUSTRIAL BUILDING)			
	GROUND FLOOR	30612.95	-	30612.95
	MEZZANINE FLOOR (OFFICE)	1550.11	-	1550.11
	SUB-TOTAL	32163.06	-	32163.06
03	BLOCK -03 (INDUSTRIAL BUILDING)			
	GROUND FLOOR	5387.25	-	5387.25
	MEZZANINE FLOOR (OFFICE)	252.30	-	252.30
	SUB-TOTAL	5639.55	-	5639.55
04	BLOCK -04 (INDUSTRIAL BUILDING)			
	GROUND FLOOR	6262.00	-	6262.00
	MEZZANINE FLOOR	299.15	-	299.15
	SUB-TOTAL	6561.15	-	6561.15
05	BLOCK -05 (ADMIN BUILDING)			
	GROUND FLOOR	300.00	-	300.00
	FIRST FLOOR	270.00	-	270.00
	HEAD ROOM	-	30.00	30.00
	SUB-TOTAL	570.00	30.00	600.00
06	BLOCK -06 (UTILITY BUILDING)			
	GROUND FLOOR	200.00	-	200.00
	FIRST FLOOR	200.00	-	200.00
	SUB-TOTAL	400.00	-	400.00
07	BLOCK -07 (DRIVERS REST ROOM)			
	GROUND FLOOR	40.00	-	40.00
	FRIST FLOOR	40.00	-	40.00
	SUB-TOTAL	80.00		80.00
08	BLOCK -08 (ELECTRICAL ROOM-01)			
	GROUND FLOOR	160.00	-	160.00
09	BLOCK -09 (ELECTRICAL ROOM-02)			
	GROUND FLOOR	160.00	-	160.00
10	BLOCK -10 (ELECTRICAL ROOM-03)			
	GROUND FLOOR	80.00	-	80.00
11	BLOCK -11 (OWC)			
	GROUND FLOOR	70.00	-	70.00
12	BLOCK -12 (SECURITY)			
	GROUND FLOOR	15.00	-	15.00
	TOTAL	71910.81	30.00	71940.81

TOTAL FSI AREA = 71910.81 SQ.M

FLOOR SPACE INDEX = 71910.81 / 118938.00 = 0.605

PARKING DETAILS :

INDUSTRY WORKSHOP AREA : 63443.16 SQ.M
1 LORRY PARKING SPACE FOR EVERY 750.00 SQ.M
1 TWO WHEELER & CYCLE SPACE FOR EVERY 75.00 SQ.M
OFFICE AREA : 3516.04 SQ.M
1 CAR PARKING SPACE FOR EVERY 150.00 SQ.M

DESCRIPTION	REQUIRED	PROVIDED
LORRY PARKING	85 NOS	85 NOS
CAR PARKING	21+3(PCP)= 24NOS	21+3(PCP)= 24NOS
TWO WHEELER PARKING	846 NOS	846 NOS
CYCLE PARKING	846 NOS	846 NOS

O.S.R DETAILS :

O.S.R REQUIRED	= 11893.80 SQ.M
O.S.R - 01	= 2742.64 SQ.M
O.S.R - 02	= 5767.13 SQ.M
O.S.R - 03	= 904.28 SQ.M
O.S.R - 04	= 2481.10 SQ.M
O.S.R PROVIDED	= 11895.15 SQ.M

HORSE POWER DETAILS : 3218.48 HP

NO OF WORKERS DETAIL :

MALE	FEMALE	TOTAL
400 NOS	200 NOS	600 NOS

MECHANICAL VENTILATION AND FIRE PROTECTION SYSTEM PROVIDED FOR ENTIRE BUILDING

COLOUR INDEX :

PROPOSED
BOUNDARY
ROAD
DRIVEWAY

REFERENCE :

SCALE : 1:800
DATE : 03 FEB 2025

N W E S

ARCHITECT / REGISTERED ENGINEER :

Dr. R. SURESH BABU, ME(Struct), Ph.D., M.E (NDL), FIV
Registered Structural Engineer - Grade1
TVLR/RSE/Gr-1/2019/111/004 dt 27/11/2019
No.1, Krishnama Road, Mashkur Building,
1st Floor, Nungambakkam, Chennai - 600 034.
Ph:9884065743 rsbrapress@gmail.com

REGISTERED STRUCTURAL ENGINEER :

R. SURESH, M.Arch
CA/2010/50045

APPLICANT :

For DAINICHI DEVELOPERS PRIVATE LIMITED
Authorised Signatory

THE LANDLENS SUITE

Eight ways to know a piece of land before you pay for it.

This report covers one part of the picture. These cover the rest, drawn from the same government records, for any property in Tamil Nadu.

LandLens One
Ask anything about a property and get an answer grounded in live government records, with the sources shown.
/landlens/one

Verify My Land
Every record check run on one property and returned as a single report.
/landlens/verify-my-land

Legal Opinion
An advocate's written opinion on the title, built on the records we pull for it.
/landlens

One Map
Every layer on one map: the parcel, its boundary, zoning, water bodies and what sits around it.
/landlens/one/map

PriceMap
What land actually changed hands for around this plot, taken from the registered deeds.
/landlens/pricemap

Build Scope
What you are allowed to build here: floor space, height, coverage and setbacks.
/landlens/build-scope

Property Tracker
Watch a property and hear about it when something new is registered against it.
/landlens/property-tracker

Deal Room
Run the transaction in one place: documents, stamping, signatures and the parties.
/landlens/deal-room

FREE TOOLS · NO ACCOUNT NEEDED

Twenty-four checks you can run yourself, at no cost.

Records and verification

The registers themselves, read for you.

- Encumbrance Certificate
- Patta and Chitta
- Field Measurement Sketch
- EC Analyzer
- Bank charge check
- Court case search
- Seller background check
- Approval check by survey

Value and duty

What it is worth and what it costs to register.

- Guideline value by street
- Guideline value by survey
- Stamp duty and registration fees
- Capital gains
- Floor space index
- Area unit converter

Zoning and land use

What the plan says can happen on this land.

- Land use zone finder
- CMDA land use check
- Coastal regulation zone
- Master plan check
- Water bodies finder
- Airport height clearance

Registers and directories

Who holds it, and which office keeps the record.

- Find your registering office
- Temple property check
- Waqf property check
- RERA register

Every free tool
/tools

Services we run for you
/services

The LandLens suite
/landlens/one

Verified RealEstate™

Every claim in this document traces back to a government record.

- Legal opinions, due diligence and title verification
- Building plan, layout and sub-division approvals
- Completion and occupancy certificates, regularisation
- Escrow, negotiation and NRI property management
- Land survey, soil testing, architecture and construction

Verified RealEstate
3/350/2 Mettukuppam,
OMR Thoraipakkam,
Chennai 600 097, India
hello@verified.realestate
+91 9996 12 9996

Prepared from the registers named on the page each finding sits on. Where a register could not be read, this document says so in its place rather than leaving the gap to be read as a clean result.