PP APPROVAL RECORD

Planning Permission

Tiruvallur district, Tamil Nadu

APPROVAL TYPE
Building Plan

ISSUING AUTHORITY
DTCP

The approval as the planning authority issued it, reproduced in full behind this page.

An approval speaks to what was sanctioned, not to what was built. Completion is a separate record.

Verified RealEstate™
3/350/2 Mettukuppam,
OMR Thoraipakkam,
Chennai 600 097, India

hello@verified.realestate
+91 9996 12 9996
verified.realestate

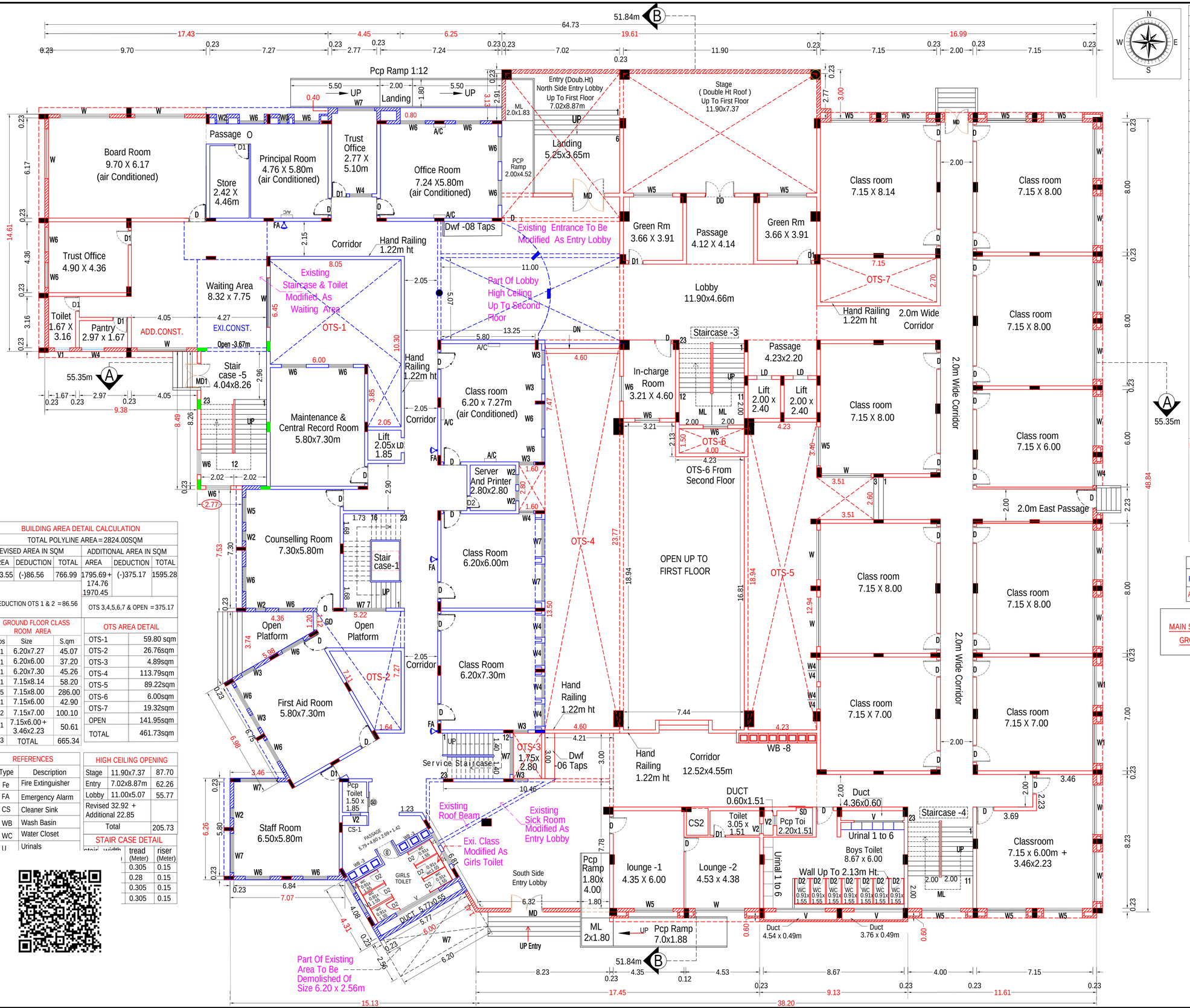

BUILDING AREA DETAIL CALCULATION					
TOTAL POLYLINE AREA = 2824.00SQM					
REVISED AREA IN SQM			ADDITIONAL AREA IN SQM		
AREA	DEDUCTION	TOTAL	AREA	DEDUCTION	TOTAL
853.55	(-)86.56	766.99	1795.69 + 174.76 1970.45	(-)375.17	1595.28
DEDUCTION OTS 1 & 2 = 86.56			OTS 3,4,5,6,7 & OPEN = 375.17		

GROUND FLOOR CLASS ROOM AREA		
Nos	Size	S.qm
01	6.20x7.27	45.07
01	6.20x6.00	37.20
01	6.20x7.30	45.26
01	7.15x8.14	58.20
05	7.15x8.00	286.00
01	7.15x6.00	42.90
02	7.15x7.00	100.10
01	7.15x6.00 + 3.46x2.23	50.61
13	TOTAL	665.34

OTS AREA DETAIL	
OTS-1	59.80 sqm
OTS-2	26.76sqm
OTS-3	4.89sqm
OTS-4	113.79sqm
OTS-5	89.22sqm
OTS-6	6.00sqm
OTS-7	19.32sqm
OPEN	141.95sqm
TOTAL	461.73sqm

REFERENCES	
Type	Description
Fe	Fire Extinguisher
FA	Emergency Alarm
CS	Cleaner Sink
WB	Wash Basin
WC	Water Closet
U	Urinals

HIGH CEILING OPENING		
Stage	11.90x7.37	87.70
Entry	7.02x8.87m	62.26
Lobby	11.00x5.07	55.77
Revised 32.92 + Additional 22.85		
Total		205.73

STAIR CASE DETAIL		
stair width	tread (Meter)	riser (Meter)
	0.305	0.15
	0.28	0.15
	0.305	0.15
	0.305	0.15

JOINERY DETAILS & REFERENCES			
Type	Description	Meter	Sq.m
MD	Main Door	2.00 X 2.40	4.80
MD1	Main Door	1.50 X 2.40	3.60
DD	Double Door	1.80 X 2.40	4.32
D	Door	1.07 X 2.40	2.56
D1	Door	0.91 X 2.13	1.93
D2	Door	0.61 X 2.13	1.29
D3	Door	1.07 X 2.13	2.27
Gd	Door	1.12 X 2.44	2.73
GO	Glazing Open	1.14 X 2.44	2.78
Ld	Lift Door	0.91 X 2.13	1.93
Sd	Sliding Door	1.00 X 2.13	2.13
W	Window	3.05 X 1.80	5.49
W1	Window	2.44X 1.80	4.39
W2	Window	0.61 X 1.80	1.09
W3	Window	0.91 x 1.80	1.63
W4	Window	1.37 x 1.80	2.46
W5	Window	2.40 x 1.80	4.32
W6	Window	1.52 x 1.80	2.73
W7	Window	2.29 x 1.80	4.12
W8	Window	1.83 x 1.52	2.78
V	Ventilator	3.04 X 0.61	1.85
V1	Ventilator	0.91 X 0.61	0.55
V2	Ventilator	0.61 X 0.61	0.37
V4	Ventilator	1.37 X 0.61	0.83

SPECIFICATIONS:

1. Foundation for the framed structure based on the SBC and "N" value of soil test report.
2. Fe-500D grade steel and M-25 Grade concrete adopted in the frame structure like Columns, Plinth and roof beams, and roof slab.
3. Brick (or) AAC masonry in cement mortar 1:5 (or) 1:4.
4. Plastering the masonry and Framed structure with cement mortar 1:5 (or) 1:3 for 12mm thickness.
5. Building construction strictly executed as per the structural design with the proper grade and quality.
6. Sunshade @ 2.13m height of 0.61m wide

NOTE:

1. MECHANICAL VENTILATION PROVIDED IN APPRAPRIATED PLACE WHERE VENTILATION IN SUFFICIENT
2. SERVICE STAIRCASE ONLY USED FOR SERVICE PURPOSE
3. FIRE EXTINGUSHER, FIRE ALARAM, FIRE HOSE & FIRE DEDUCTOR SYSTEM PROVIDED BY FIRE DEPT. REGULATION

COLOUR INDEX	
REVISED BUILDING	
ADDITIONAL BUILDING	

MAIN SCHOOL BLOCK (REVISED &ADDITIONAL)
GROUND FLOOR PLAN [SCALE - 1: 100]

SHEET No :02 of 08

PLAN SHOWING THE REVISED & ADDITIONAL CONSTRUCTION OF SHAKTHI PUBLIC SCHOOL BUILDING IN EXISTING APPROVAL SITE RUN BY SHRI SANATANA DHARMA VIDYALAYA ASSOCIATION AT S.F.No: 167/2A1, IN V.No:15,MURUKKAMBATTU VILLAGE, TIRUTTANI TALUK,TIRUVALLUR DISTRICT, TAMILNADU STATE.

SHEET TITLE	MAIN SCHOOL BLOCK GROUND FLOOR PLAN		
SHEET SCALE 1: 100 (A1)	UNIT IN METER	REVISION :	

BUILDING AREA STATEMENT

MAIN SCHOOL BLOCK

FLOOR	Revised	Additional	Total Area In Sqm	
	Sq.m	Sq.m	FSI	NON FSI
GROUND	766.99	1595.28	2362.27	-

APPLICATION NO: SWP/BPA/0668348/2025

APPROVAL OFFICE USE

SIGNATURE OF OWNER

REGISTERED GEO -TECH. ENGINEER

REGISTERED STRUCTURAL ENGINEER

REGISTERED ENGINEER / ARCHITECT

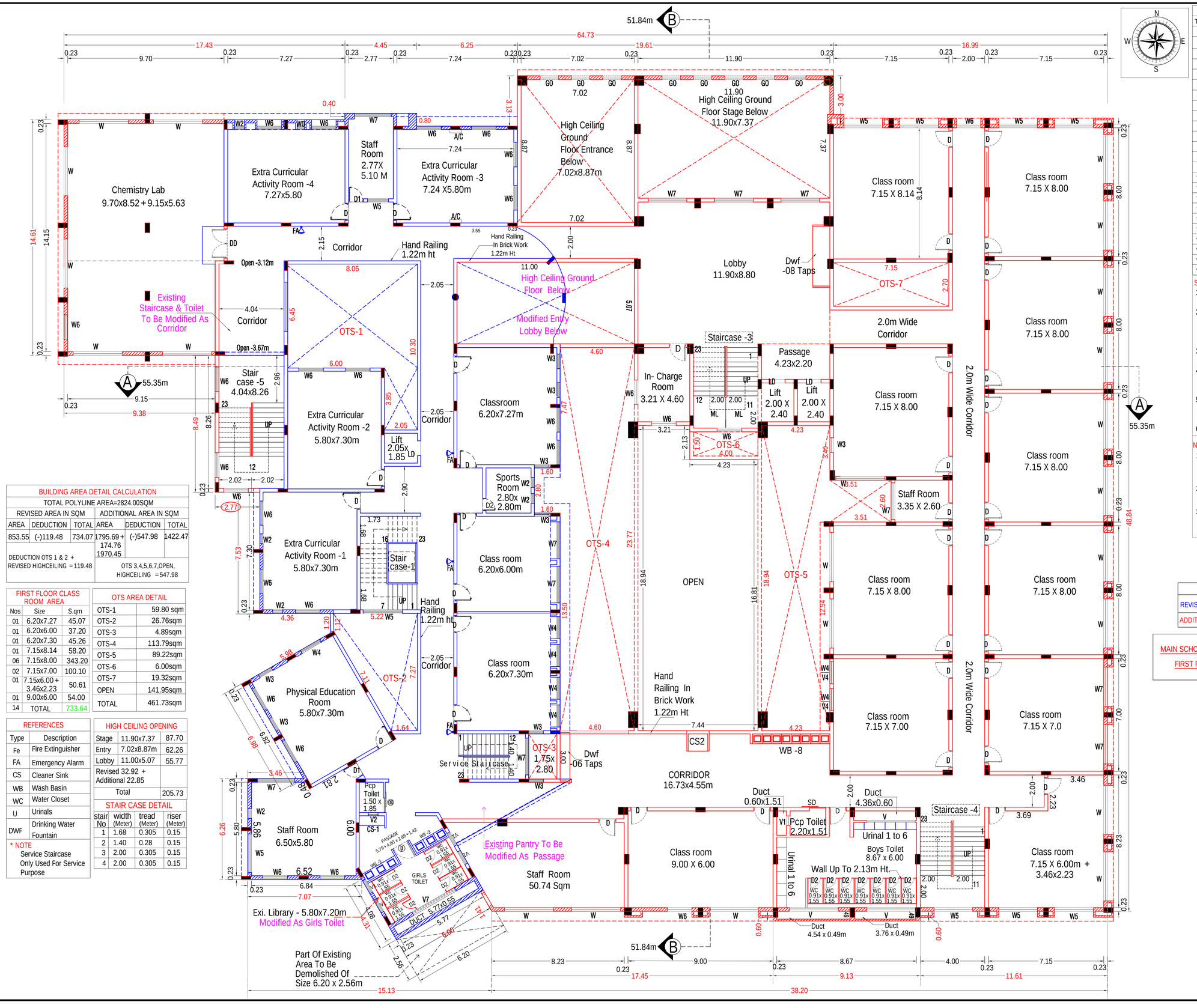

BUILDING AREA DETAIL CALCULATION					
TOTAL POLYLINE AREA=2824.00SQM					
REVISED AREA IN SQM			ADDITIONAL AREA IN SQM		
AREA	DEDUCTION	TOTAL	AREA	DEDUCTION	TOTAL
853.55	(-)119.48	734.07	1795.69 + 174.76 1970.45	(-)547.98	1422.47
DEDUCTION OTS 1 & 2 + REVISED HIGHCEILING =119.48			OTS 3,4,5,6,7,OPEN, HIGHCEILING =547.98		

FIRST FLOOR CLASS ROOM AREA		
Nos	Size	S.qm
01	6.20x7.27	45.07
01	6.20x6.00	37.20
01	6.20x7.30	45.26
01	7.15x8.14	58.20
06	7.15x8.00	343.20
02	7.15x7.00	100.10
01	7.15x6.00 + 3.46x2.23	50.61
01	9.00x6.00	54.00
14	TOTAL	733.64

OTS AREA DETAIL	
OTS-1	59.80 sqm
OTS-2	26.76sqm
OTS-3	4.89sqm
OTS-4	113.79sqm
OTS-5	89.22sqm
OTS-6	6.00sqm
OTS-7	19.32sqm
OPEN	141.95sqm
TOTAL	461.73sqm

REFERENCES	
Type	Description
Fe	Fire Extinguisher
FA	Emergency Alarm
CS	Cleaner Sink
WB	Wash Basin
WC	Water Closet
U	Urinals
DWF	Drinking Water Fountain

* NOTE
Service Staircase Only Used For Service Purpose

HIGH CEILING OPENING		
Stage	11.90x7.37	87.70
Entry	7.02x8.87m	62.26
Lobby	11.00x5.07	55.77
Revised 32.92 + Additional 22.85		
Total		205.73

STAIR CASE DETAIL			
stair No	width (Meter)	tread (Meter)	riser (Meter)
1	1.68	0.305	0.15
2	1.40	0.28	0.15
3	2.00	0.305	0.15
4	2.00	0.305	0.15

JOINERY DETAILS & REFERENCES			
Type	Description	Meter	Sq.m
MD	Main Door	2.00 X 2.40	4.80
MD1	Main Door	1.50 X 2.40	3.60
DD	Double Door	1.80 X 2.40	4.32
D	Door	1.07 X 2.40	2.56
D1	Door	0.91 X 2.13	1.93
D2	Door	0.61 X 2.13	1.29
D3	Door	1.07 X 2.13	2.27
Gd	Door	1.12 X 2.44	2.73
GO	Glazing Open	1.14 X 2.44	2.78
Ld	Lift Door	0.91 X 2.13	1.93
Sd	Sliding Door	1.00 X 2.13	2.13
W	Window	3.05 X 1.80	5.49
W1	Window	2.44X 1.80	4.39
W2	Window	0.61 X 1.80	1.09
W3	Window	0.91 x 1.80	1.63
W4	Window	1.37 x 1.80	2.46
W5	Window	2.40 x 1.80	4.32
W6	Window	1.52 x 1.80	2.73
W7	Window	2.29 x 1.80	4.12
W8	Window	1.83 x 1.52	2.78
V	Ventilator	3.04 X 0.61	1.85
V1	Ventilator	0.91 X 0.61	0.55
V2	Ventilator	0.61 X 0.61	0.37
V4	Ventilator	1.37 X 0.61	0.83

SPECIFICATIONS:

1. Foundation for the framed structure based on the SBC and "N" value of soil test report.
2. Fe-500D grade steel and M-25 Grade concrete adopted in the frame structure like Columns, Plinth and roof beams, and roof slab.
3. Brick (or) AAC masonry in cement mortar 1:5 (or) 1:4.
4. Plastering the masonry and Framed structure with cement mortar 1:5 (or) 1:3 for 12mm thickness.
5. Building construction strictly executed as per the structural design with the proper grade and quality.
6. Sunshade @ 2.13m height of 0.61m wide

NOTE:

1. MECHANICAL VENTILATION PROVIDED IN APPRAPRIATED PLACE WHERE VENTILATION IN SUFFICIENT
2. SERVICE STAIRCASE ONLY USED FOR SERVICE PURPOSE
3. FIRE EXTINGUSHER, FIRE ALARAM, FIRE HOSE & FIRE DEDUCTOR SYSTEM PROVIDED BY FIRE DEPT. REGULATION

COLOUR INDEX	
REVISED BUILDING	
ADDITIONAL BUILDING	

MAIN SCHOOL BLOCK (REVISED &ADDITIONAL)
FIRST FLOOR PLAN [SCALE - 1: 100]

SHEET No :03 of 08

PLAN SHOWING THE REVISED & ADDITIONAL CONSTRUCTION OF SHAKTHI PUBLIC SCHOOL BUILDING IN EXISTING APPROVAL SITE RUN BY SHRI SANATANA DHARMA VIDYALAYA ASSOCIATION AT S.F.No: 167/2A1, IN V.No:15,MURUKKAMBATTU VILLAGE, TIRUTTANI TALUK,TIRUVALLUR DISTRICT, TAMILNADU STATE.

SHEET TITLE	MAIN SCHOOL BLOCK FIRST FLOOR PLAN		
SHEET SCALE 1: 100 (A1)	UNIT IN METER	REVISION :	

BUILDING AREA STATEMENT

MAIN SCHOOL BLOCK

FLOOR	Revised	Additional	Total Area In Sqm	
	Sq.m	Sq.m	FSI	NON FSI
FIRST	734.07	1422.47	2156.54	-

APPLICATION NO: SWP/BPA/0668348/2025

APPROVAL OFFICE USE

SIGNATURE OF OWNER

REGISTERED GEO -TECH. ENGINEER

REGISTERED STRUCTURAL ENGINEER

REGISTERED ENGINEER / ARCHITECT

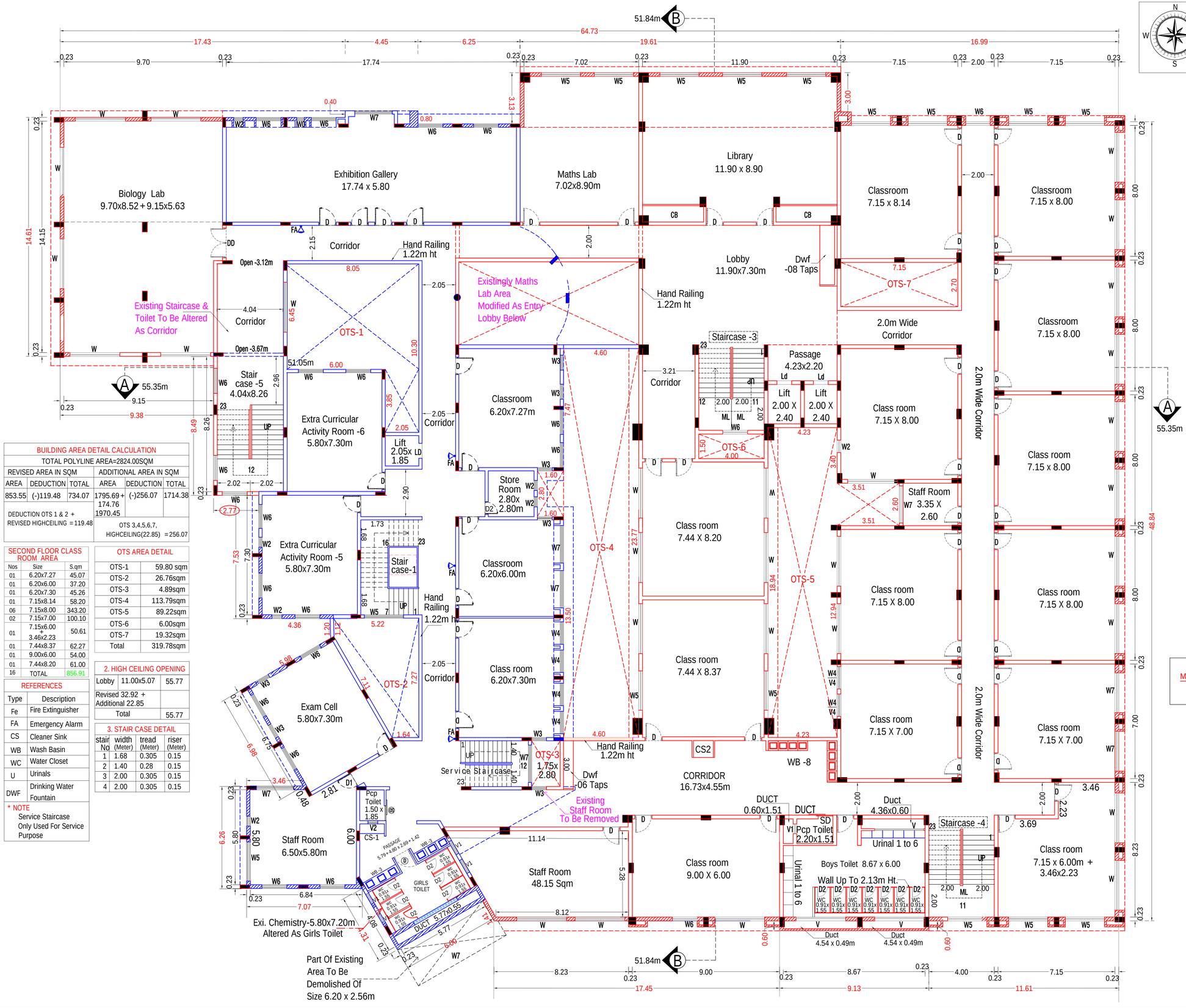

BUILDING AREA DETAIL CALCULATION

TOTAL POLYLINE AREA=2824.00SQM

REVISED AREA IN SQM			ADDITIONAL AREA IN SQM		
AREA	DEDUCTION	TOTAL	AREA	DEDUCTION	TOTAL
853.55	(-)119.48	734.07	1795.69 + 174.76 1970.45	(-)256.07	1714.38
DEDUCTION OTS 1 & 2 + REVISED HIGHCEILING = 119.48			OTS 3,4,5,6,7, HIGHCEILING(22.85) = 256.07		

SECOND FLOOR CLASS ROOM AREA

Nos	Size	S.qm
01	6.20x7.27	45.07
01	6.20x6.00	37.20
01	6.20x7.30	45.26
01	7.15x8.14	58.20
06	7.15x8.00	343.20
02	7.15x7.00	100.10
01	7.15x6.00 + 3.46x2.23	50.61
01	7.44x8.37	62.27
01	9.00x6.00	54.00
01	7.44x8.20	61.00
16	TOTAL	856.91

REFERENCES

Type	Description
Fe	Fire Extinguisher
FA	Emergency Alarm
CS	Cleaner Sink
WB	Wash Basin
WC	Water Closet
U	Urinals
DWF	Drinking Water Fountain

* NOTE
Service Staircase Only Used For Service Purpose

OTS AREA DETAIL

OTS-1	59.80 sqm
OTS-2	26.76sqm
OTS-3	4.89sqm
OTS-4	113.79sqm
OTS-5	89.22sqm
OTS-6	6.00sqm
OTS-7	19.32sqm
Total	319.78sqm

2. HIGH CEILING OPENING

Lobby	11.00x5.07	55.77
Revised 32.92 + Additional 22.85		
Total		55.77

3. STAIR CASE DETAIL

stair No	width (Meter)	tread (Meter)	riser (Meter)
1	1.68	0.305	0.15
2	1.40	0.28	0.15
3	2.00	0.305	0.15
4	2.00	0.305	0.15

JOINERY DETAILS & REFERENCES

Type	Description	Meter	Sq.m
MD	Main Door	2.00 X 2.40	4.80
MD1	Main Door	1.50 X 2.40	3.60
DD	Double Door	1.80 X 2.40	4.32
D	Door	1.07 X 2.40	2.56
D1	Door	0.91 X 2.13	1.93
D2	Door	0.61 X 2.13	1.29
D3	Door	1.07 X 2.13	2.27
Gd	Door	1.12 X 2.44	2.73
GO	Glazing Open	1.14 X 2.44	2.78
Ld	Lift Door	0.91 X 2.13	1.93
Sd	Sliding Door	1.00 X 2.13	2.13
W	Window	3.05 X 1.80	5.49
W1	Window	2.44X 1.80	4.39
W2	Window	0.61 X 1.80	1.09
W3	Window	0.91 x 1.80	1.63
W4	Window	1.37 x 1.80	2.46
W5	Window	2.40 x 1.80	4.32
W6	Window	1.52 x 1.80	2.73
W7	Window	2.29 x 1.80	4.12
W8	Window	1.83 x 1.52	2.78
V	Ventilator	3.04 X 0.61	1.85
V1	Ventilator	0.91 X 0.61	0.55
V2	Ventilator	0.61 X 0.61	0.37
V4	Ventilator	1.37 X 0.61	0.83

SPECIFICATIONS:

1. Foundation for the framed structure based on the SBC and "N" value of soil test report.
2. Fe-500D grade steel and M-25 Grade concrete adopted in the frame structure like Columns, Plinth and roof beams, and roof slab.
3. Brick (or) AAC masonry in cement mortar 1:5 (or) 1:4.
4. Plastering the masonry and Framed structure with cement mortar 1:5 (or) 1:3 for 12mm thickness.
5. Building construction strictly executed as per the structural design with the proper grade and quality.
6. Sunshade @ 2.13m height of 0.61m wide

NOTE:

1. MECHANICAL VENTILATION PROVIDED IN APPRAPRIATED PLACE WHERE VENTILATION IN SUFFICIENT
2. SERVICE STAIRCASE ONLY USED FOR SERVICE PURPOSE
3. FIRE EXTINGUSHER, FIRE ALARAM, FIRE HOSE & FIRE DEDUCTOR SYSTEM PROVIDED BY FIRE DEPT. REGULATION

COLOUR INDEX	
REVISED BUILDING	
ADDITIONAL BUILDING	

MAIN SCHOOL BLOCK (REVISED &ADDITIONAL)
SECOND FLOOR PLAN [SCALE - 1: 100]

SHEET No :04 of 08

PLAN SHOWING THE REVISED & ADDITIONAL CONSTRUCTION OF SHAKTHI PUBLIC SCHOOL BUILDING IN EXISTING APPROVAL SITE RUN BY SHRI SANATANA DHARMA VIDYALAYA ASSOCIATION AT S.F.No: 167/2A1, IN V.No:15,MURUKKAMBATTU VILLAGE, TIRUTTANI TALUK,TIRUVALLUR DISTRICT, TAMILNADU STATE.

SHEET TITLE	MAIN SCHOOL BLOCK SECOND FLOOR PLAN	
SHEET SCALE 1: 100 (A1)	UNIT IN METER	REVISION :

BUILDING AREA STATEMENT

MAIN SCHOOL BLOCK

FLOOR	Revised	Additional	Total Area In Sqm	
	Sq.m	Sq.m	FSI	NON FSI
SECOND	734.07	1714.38	2448.45	-

APPLICATION NO: SWP/BPA/0668348/2025

APPROVAL OFFICE USE

SIGNATURE OF OWNER

REGISTERED GEO -TECH. ENGINEER

REGISTERED STRUCTURAL ENGINEER

REGISTERED ENGINEER / ARCHITECT

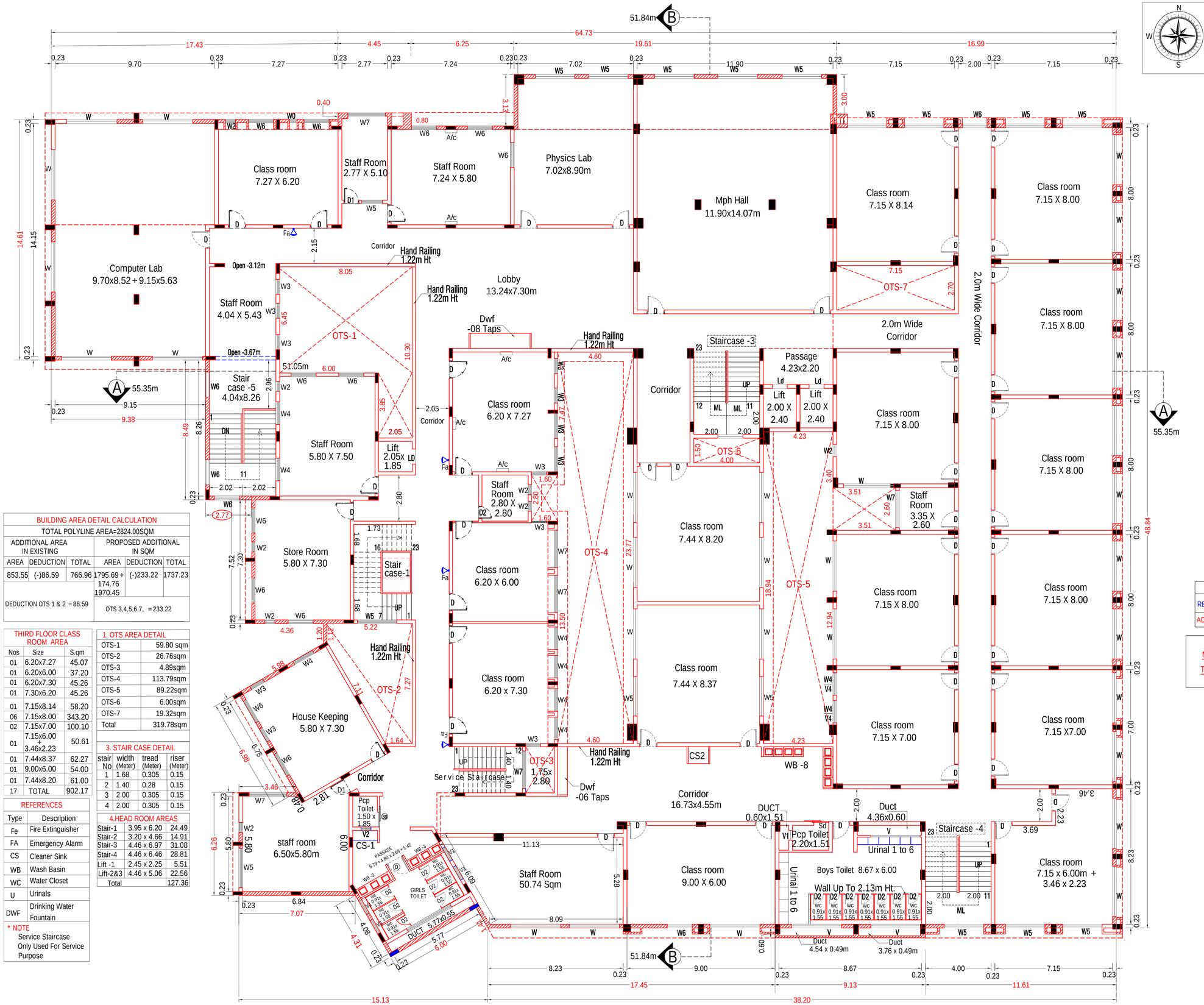

BUILDING AREA DETAIL CALCULATION					
TOTAL POLYLINE AREA=2824.00SQM					
ADDITIONAL AREA IN EXISTING			PROPOSED ADDITIONAL IN SQM		
AREA	DEDUCTION	TOTAL	AREA	DEDUCTION	TOTAL
853.55	(-)86.59	766.96	1795.69 + 174.76 1970.45	(-)233.22	1737.23
DEDUCTION OTS 1 & 2 = 86.59			OTS 3,4,5,6,7, = 233.22		

THIRD FLOOR CLASS ROOM AREA		
Nos	Size	S.qm
01	6.20x7.27	45.07
01	6.20x6.00	37.20
01	6.20x7.30	45.26
01	7.30x6.20	45.26
01	7.15x8.14	58.20
06	7.15x8.00	343.20
02	7.15x7.00	100.10
01	7.15x6.00 + 3.46x2.23	50.61
01	7.44x8.37	62.27
01	9.00x6.00	54.00
01	7.44x8.20	61.00
17	TOTAL	902.17

REFERENCES	
Type	Description
Fe	Fire Extinguisher
FA	Emergency Alarm
CS	Cleaner Sink
WB	Wash Basin
WC	Water Closet
U	Urinals
DWF	Drinking Water Fountain

* NOTE
Service Staircase Only Used For Service Purpose

1. OTS AREA DETAIL	
OTS-1	59.80 sqm
OTS-2	26.76sqm
OTS-3	4.89sqm
OTS-4	113.79sqm
OTS-5	89.22sqm
OTS-6	6.00sqm
OTS-7	19.32sqm
Total	319.78sqm

3. STAIR CASE DETAIL			
stair No	width (Meter)	tread (Meter)	riser (Meter)
1	1.68	0.305	0.15
2	1.40	0.28	0.15
3	2.00	0.305	0.15
4	2.00	0.305	0.15

4.HEAD ROOM AREAS		
Stair-1	3.95 x 6.20	24.49
Stair-2	3.20 x 4.66	14.91
Stair-3	4.46 x 6.97	31.08
Stair-4	4.46 x 6.46	28.81
Lift -1	2.45 x 2.25	5.51
Lift-2&3	4.46 x 5.06	22.56
Total		127.36

JOINERY DETAILS & REFERENCES			
Type	Description	Meter	Sq.m
MD	Main Door	2.00 X 2.40	4.80
MD1	Main Door	1.50 X 2.40	3.60
DD	Double Door	1.80 X 2.40	4.32
D	Door	1.07 X 2.40	2.56
D1	Door	0.91 X 2.13	1.93
D2	Door	0.61 X 2.13	1.29
D3	Door	1.07 X 2.13	2.27
Gd	Door	1.12 X 2.44	2.73
GO	Glazing Open	1.14 X 2.44	2.78
Ld	Lift Door	0.91 X 2.13	1.93
Sd	Sliding Door	1.00 X 2.13	2.13
W	Window	3.05 X 1.80	5.49
W1	Window	2.44X 1.80	4.39
W2	Window	0.61 X 1.80	1.09
W3	Window	0.91 x 1.80	1.63
W4	Window	1.37 x 1.80	2.46
W5	Window	2.40 x 1.80	4.32
W6	Window	1.52 x 1.80	2.73
W7	Window	2.29 x 1.80	4.12
W8	Window	1.83 x 1.52	2.78
V	Ventilator	3.04 X 0.61	1.85
V1	Ventilator	0.91 X 0.61	0.55
V2	Ventilator	0.61 X 0.61	0.37
V4	Ventilator	1.37 X 0.61	0.83

SPECIFICATIONS:
1. Foundation for the framed structure based on the SBC and "N" value of soil test report.
2. Fe-500D grade steel and M-25 Grade concrete adopted in the frame structure like Columns, Plinth and roof beams, and roof slab.
3. Brick (or) AAC masonry in cement mortar 1:5 (or) 1:4.
4. Plastering the masonry and Framed structure with cement mortar 1:5 (or) 1:3 for 12mm thickness.
5. Building construction strictly executed as per the structural design with the proper grade and quality.
6. Sunshade @ 2.13m height of 0.61m wide

NOTE:
1. MECHANICAL VENTILATION PROVIDED IN APPRAPRIATED PLACE WHERE VENTILATION IN SUFFICIENT
2. SERVICE STAIRCASE ONLY USED FOR SERVICE PURPOSE
3. FIRE EXTINGUSHER, FIRE ALARAM, FIRE HOSE & FIRE DEDUCTOR SYSTEM PROVIDED BY FIRE DEPT. REGULATION

COLOUR INDEX	
REVISED BUILDING	
ADDITIONAL BUILDING	

MAIN SCHOOL BLOCK (ADDITIONAL)
THIRD FLOOR PLAN [SCALE - 1: 100]

SHEET No :05 of 08

PLAN SHOWING THE REVISED & ADDITIONAL CONSTRUCTION OF SHAKTHI PUBLIC SCHOOL BUILDING IN EXISTING APPROVAL SITE RUN BY SHRI SANATANA DHARMA VIDYALAYA ASSOCIATION AT S.F.No: 167/2A1, IN V.No:15,MURUKKAMBATTU VILLAGE, TIRUTTANI TALUK,TIRUVALLUR DISTRICT, TAMILNADU STATE.

SHEET TITLE	MAIN SCHOOL BLOCK THIRD FLOOR PLAN		
SHEET SCALE 1: 100 (A1)	UNIT IN METER	REVISION :	

BUILDING AREA STATEMENT

MAIN SCHOOL BLOCK

FLOOR	Revised	Additional	Total Area In Sqm	
	Sq.m	Sq.m	FSI	NON FSI
THIRD	-	2504.19	2504.19	-

APPLICATION NO: SWP/BPA/0668348/2025

APPROVAL OFFICE USE

SIGNATURE OF OWNER

REGISTERED GEO -TECH. ENGINEER

REGISTERED STRUCTURAL ENGINEER

REGISTERED ENGINEER / ARCHITECT

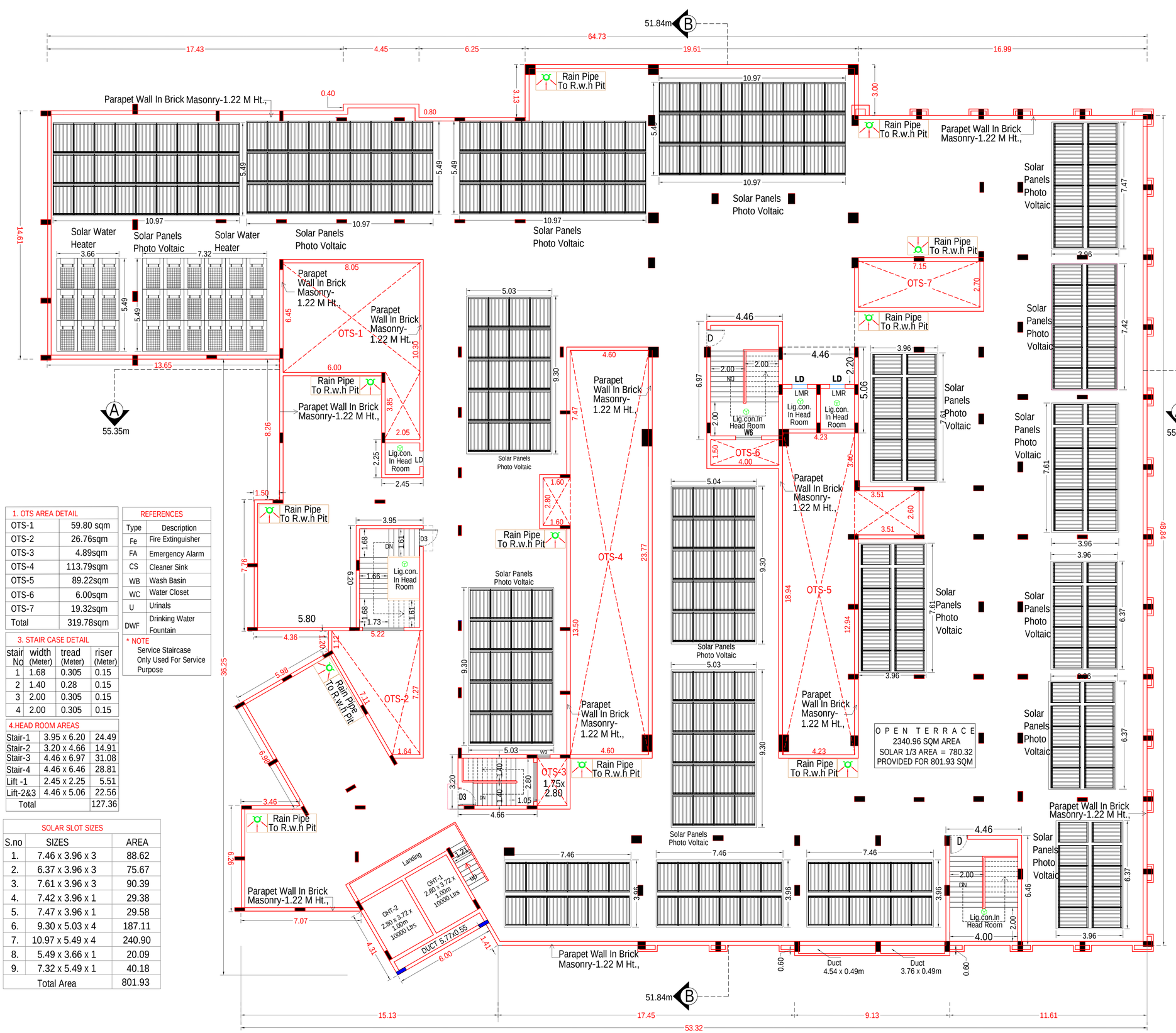

JOINERY DETAILS & REFERENCES			
Type	Description	Meter	Sq.m
MD	Main Door	2.00 X 2.40	4.80
MD1	Main Door	1.50 X 2.40	3.60
DD	Double Door	1.80 X 2.40	4.32
D	Door	1.07 X 2.40	2.56
D1	Door	0.91 X 2.13	1.93
D2	Door	0.61 X 2.13	1.29
D3	Door	1.07 X 2.13	2.27
Gd	Door	1.12 X 2.44	2.73
GO	Glazing Open	1.14 X 2.44	2.78
Ld	Lift Door	0.91 X 2.13	1.93
Sd	Sliding Door	1.00 X 2.13	2.13
W	Window	3.05 X 1.80	5.49
W1	Window	2.44X 1.80	4.39
W2	Window	0.61 X 1.80	1.09
W3	Window	0.91 X 1.80	1.63
W4	Window	1.37 X 1.80	2.46
W5	Window	2.40 x 1.80	4.32
W6	Window	1.52 x 1.80	2.73
W7	Window	2.29 x 1.80	4.12
W8	Window	1.83 x 1.52	2.78
V	Ventilator	3.04 X 0.61	1.85
V1	Ventilator	0.91 X 0.61	0.55
V2	Ventilator	0.61 X 0.61	0.37
V4	Ventilator	1.37 X 0.61	0.83

SPECIFICATIONS:

1. Foundation for the framed structure based on the SBC and "N" value of soil test report.
2. Fe-500D grade steel and M-25 Grade concrete adopted in the frame structure like Columns, Plinth and roof beams, and roof slab.
3. Brick (or) AAC masonry in cement mortar 1:5 (or) 1:4.
4. Plastering the masonry and Framed structure with cement mortar 1:5 (or) 1:3 for 12mm thickness.
5. Building construction strictly executed as per the structural design with the proper grade and quality.
6. Sunshade @ 2.13m height of 0.61m wide

NOTE:

1. MECHANICAL VENTILATION PROVIDED IN APPRAPRIATED PLACE WHERE VENTILATION IN SUFFICIENT
2. SERVICE STAIRCASE ONLY USED FOR SERVICE PURPOSE
3. FIRE EXTINGUSHER, FIRE ALARAM, FIRE HOSE & FIRE DEDUCTOR SYSTEM PROVIDED BY FIRE DEPT. REGULATION

1. OTS AREA DETAIL	
OTS-1	59.80 sqm
OTS-2	26.76sqm
OTS-3	4.89sqm
OTS-4	113.79sqm
OTS-5	89.22sqm
OTS-6	6.00sqm
OTS-7	19.32sqm
Total	319.78sqm

REFERENCES	
Type	Description
Fe	Fire Extinguisher
FA	Emergency Alarm
CS	Cleaner Sink
WB	Wash Basin
WC	Water Closet
U	Urinals
DWF	Drinking Water Fountain

* NOTE
Service Staircase Only Used For Service Purpose

3. STAIR CASE DETAIL			
stair No	width (Meter)	tread (Meter)	riser (Meter)
1	1.68	0.305	0.15
2	1.40	0.28	0.15
3	2.00	0.305	0.15
4	2.00	0.305	0.15

4.HEAD ROOM AREAS		
Stair-1	3.95 x 6.20	24.49
Stair-2	3.20 x 4.66	14.91
Stair-3	4.46 x 6.97	31.08
Stair-4	4.46 x 6.46	28.81
Lift -1	2.45 x 2.25	5.51
Lift-2&3	4.46 x 5.06	22.56
Total		127.36

SOLAR SLOT SIZES		
S.no	SIZES	AREA
1.	7.46 x 3.96 x 3	88.62
2.	6.37 x 3.96 x 3	75.67
3.	7.61 x 3.96 x 3	90.39
4.	7.42 x 3.96 x 1	29.38
5.	7.47 x 3.96 x 1	29.58
6.	9.30 x 5.03 x 4	187.11
7.	10.97 x 5.49 x 4	240.90
8.	5.49 x 3.66 x 1	20.09
9.	7.32 x 5.49 x 1	40.18
Total Area		801.93

COLOUR INDEX	
REVISED BUILDING	
ADDITIONAL BUILDING	

MAIN SCHOOL BLOCK (ADDITIONAL)
TERRACE FLOOR PLAN [SCALE - 1: 100]

SHEET No :06 of 08

PLAN SHOWING THE REVISED & ADDITIONAL CONSTRUCTION OF SHAKTHI PUBLIC SCHOOL BUILDING IN EXISTING APPROVAL SITE RUN BY SHRI SANATANA DHARMA VIDYALAYA ASSOCIATION AT S.F.No: 167/2A1, IN V.No:15,MURUKKAMBATTU VILLAGE, TIRUTTANI TALUK,TIRUVALLUR DISTRICT, TAMILNADU STATE.

SHEET TITLE	MAIN SCHOOL BLOCK TERRACE FLOOR PLAN

SCALE	UNIT	REVISION :
1: 100 (A1)	IN METER	

BUILDING AREA STATEMENT

MAIN SCHOOL BLOCK

FLOOR	Revised	Additional	Total Area In Sqm	
	Sq.m	Sq.m	FSI	NON FSI
HEAD ROOM	-	-	-	127.36

APPLICATION NO: SWP/BPA/0668348/2025

APPROVAL OFFICE USE

SIGNATURE OF OWNER

REGISTERED GEO -TECH. ENGINEER

REGISTERED STRUCTURAL ENGINEER

REGISTERED ENGINEER / ARCHITECT

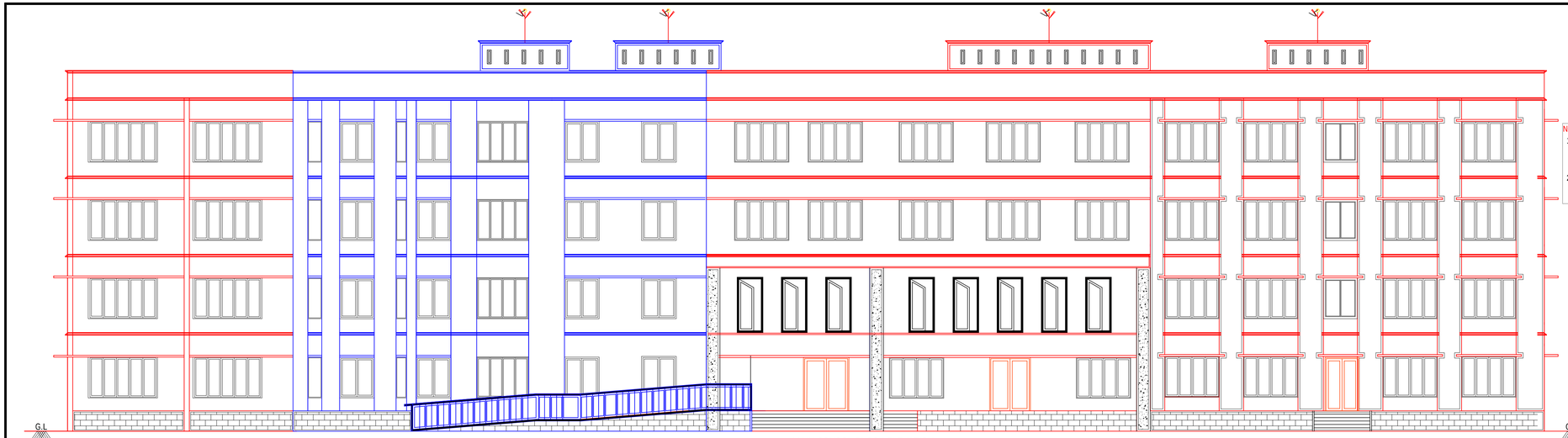

NOTE:
1. MECHANICAL VENTILATION PROVIDED IN APPRAPRIATED PLACE WHERE VENTILATION IN SUFFICIENT
2. SERVICE STAIRCASE ONLY USED FOR SERVICE PURPOSE

JOINERY DETAILS & REFERENCES

Type	Description	Meter	Sq.m
MD	Main Door	2.00 X 2.40	4.80
DD	Double Door	1.80 X 2.40	4.32
D	Door	1.07 X 2.40	2.56
D1	Door	0.91 X 2.13	1.93
D2	Door	0.61 X 2.13	1.29
D3	Door	1.07 X 2.13	2.27
Gd	Door	1.14 X 2.44	2.78
GO	Glazing Open	1.14 X 2.44	2.78
Ld	Lift Door	0.91 X 2.13	1.93
Sd	Sliding Door	1.00 X 2.13	2.13
W	Window	3.05 X 1.80	5.49
W1	Window	2.44X 1.80	4.39
W2	Window	0.61 X 1.80	1.09
W3	Window	0.91 x 1.80	1.63
W4	Window	1.37 x 1.80	2.46
W5	Window	2.40 x 1.80	4.32
W6	Window	1.52 x 1.80	2.73
W7	Window	2.29 x 1.80	4.12
W8	Window	1.83 x 1.52	2.78
V	Ventilator	3.04 X 0.61	1.85
V1	Ventilator	0.91 X 0.61	0.55
V2	Ventilator	0.61 X 0.61	0.37
V4	Ventilator	1.37 X 0.61	0.83

COLOUR INDEX

REVISED BUILDING

ADDITIONAL BUILDING

MAIN SCHOOL BLOCK ELEVATION

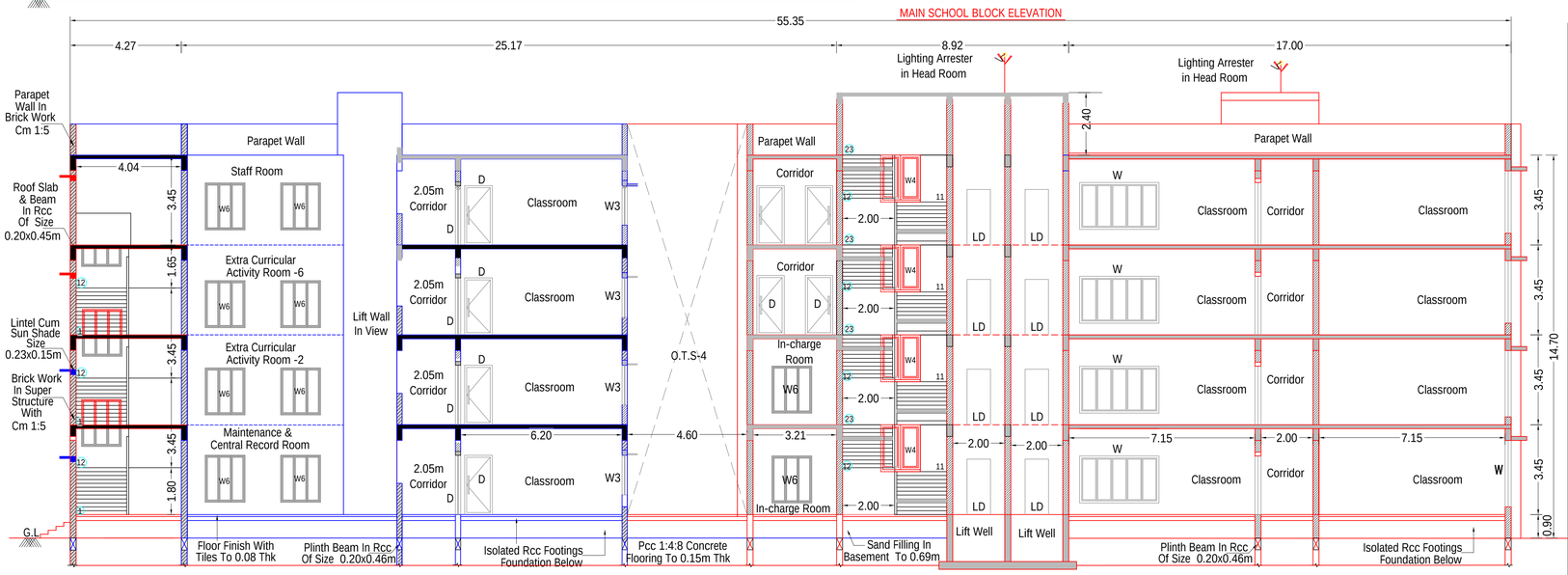

MAIN SCHOOL BLOCK SECTION "AA"

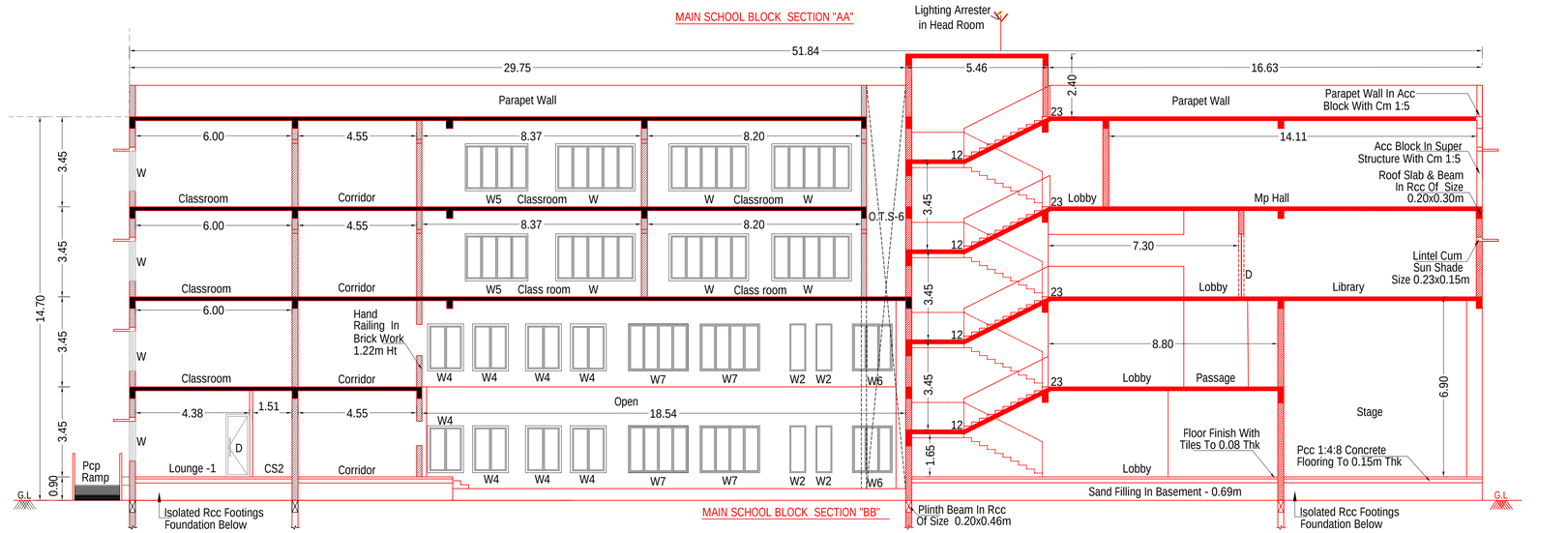

MAIN SCHOOL BLOCK SECTION "BB"

SECTION OF PERCOLATION PIT
SCALE -(1 : 75)

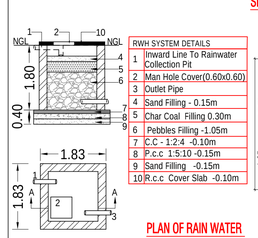

RWH SYSTEM DETAILS	
1	Inward Line To Rainwater Collection Pit
2	Man Hole Cover(0.60x0.60)
3	Outlet Pipe
4	Sand Filling - 0.15m
5	Char Coal Filling 0.30m
6	Pebbles Filling -1.05m
7	C.C - 1:2:4 -0.10m
8	P.c.c 1:5:10 -0.15m
9	Sand Filling -0.15m
10	R.c.c Cover Slab -0.10m

PLAN OF RAIN WATER HARVEST SYSTEM PLAN (1:75)

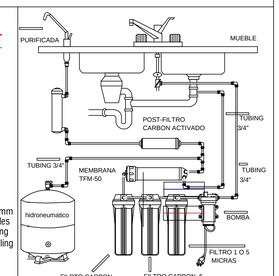

SECTION OF WATER REVERSE OSMOSIS SYSTEM

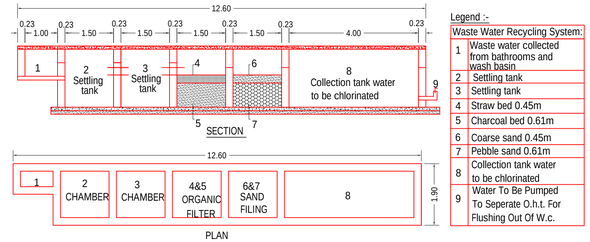

Legend :-	
Waste Water Recycling System:	
1	Waste water collected from bathrooms and wash basin
2	Settling tank
3	Settling tank
4	Straw bed 0.45m
5	Charcoal bed 0.61m
6	Coarse sand 0.45m
7	Pebble sand 0.61m
8	Collection tank water to be chlorinated
9	Water To Be Pumped To Seperate O.h.t. For Flushing Out Of W.c.

WASTE WATER TREATMENT PLANT

DETAIL OF SEWAGE TREATMENT PLANT (NTS)

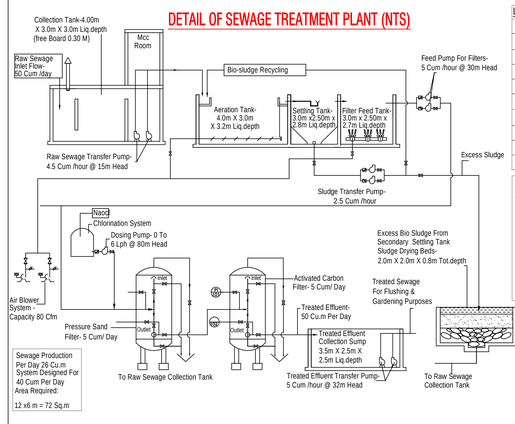

Legend :-	
Symbols & Abbreviations	
T	Tank
Tds	Total Dissolved Solids
Ss	Suspended Solids
Bod	Bio Chemical Oxygen Demand
Cod	Chemical Oxygen Demand
	Ball Valve
	Working Pump
	Non-return Valve
	Diaphragm Valves

Treated Sewage Characteristics:

Ph	-	7.0 - 8.0
Bod	-	< 20 Mg/l
Cod	-	< 200 Mg/l
Ss	-	< 5 Mg/l
Tds	-	1200 Mg/l
Oil&grease	-	<10 Mg/l

Raw Sewage Characteristics:

Ph	-	6.0 - 8.0
Bod	-	300 Mg/l
Cod	-	900 Mg/l
Ss	-	150 Mg/l
Tds	-	1200 Mg/l
Oil&grease	-	5-25 Mg/l

SHEET No :07 of 08

PLAN SHOWING THE REVISED & ADDITIONAL CONSTRUCTION OF SHAKTHI PUBLIC SCHOOL BUILDING IN EXISTING APPROVAL SITE RUN BY SHRI SANATANA DHARMA VIDYALAYA ASSOCIATION AT S.F.No: 167/2A1, IN V.No:15,MURUKKAMBATTU VILLAGE, TIRUTTANI TALUK,TIRUVALLUR DISTRICT, TAMILNADU STATE.

SHEET TITLE	MAIN SCHOOL BLOCK SECTION & ELEVATION PLAN

SHEET SCALE	UNIT	REVISION :
1: 100 (A1)	IN METER	

APPLICATION NO: SWP/BPA/0668348/2025

APPROVAL OFFICE USE

SIGNATURE OF OWNER

REGISTERED GEO -TECH. ENGINEER

REGISTERED STRUCTURAL ENGINEER

REGISTERED ENGINEER / ARCHITECT

TOILET BLOCK PLAN , SECTION & ELEVATION

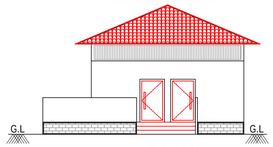

ELEVATION
(Scale -1:100)

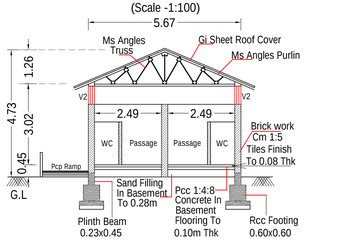

SECTION -AA (Scale -1:100)

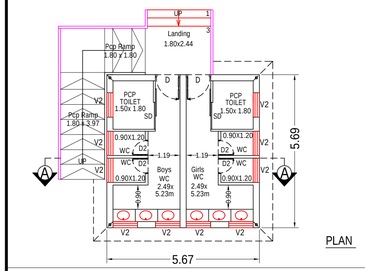

PLAN

URINAL BLOCK PLAN , SECTION & ELEVATION

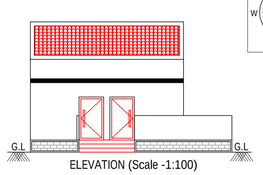

ELEVATION (Scale -1:100)

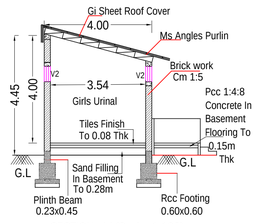

SECTION -AA(Scale -1:100)

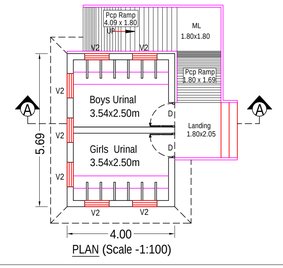

PLAN (Scale -1:100)

SECURITY BLOCK PLAN, SECTION & ELEVATION DETAILS

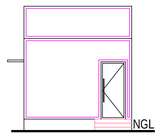

FRONT ELEVATION

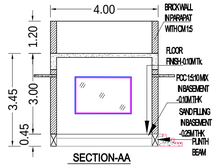

SECTION-AA

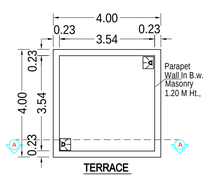

TERRACE

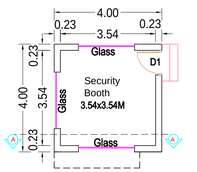

PLAN

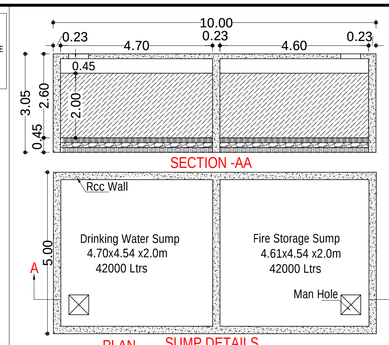

PLAN SUMP DETAILS

SEPTIC TANK DETAILS

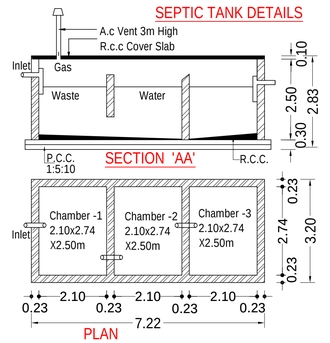

PLAN

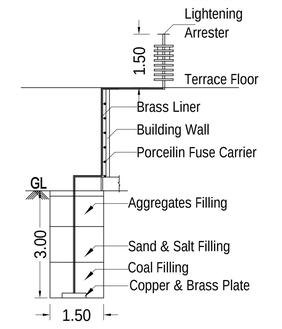

SECTION OF LIGHTNING ARRESTER
SCALE -(1 : 75)

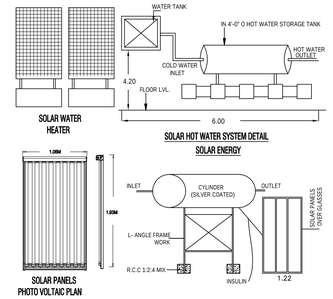

PLAN OF SOLAR WATER HEATER & SOLAR PANELS PHOTO VOLTAIC (NTS)

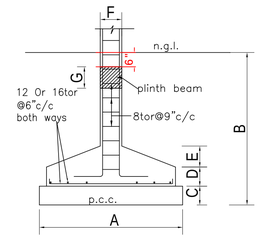

ISOLATED COLUMN FOOTING
AS PER DESIGN

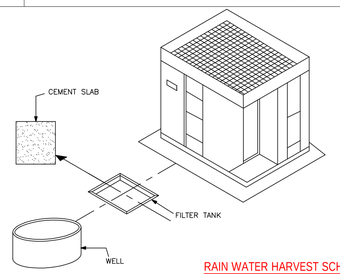

RAIN WATER HARVEST SCHEME DIAGRAM

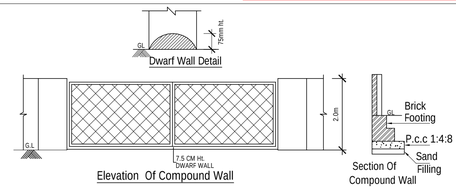

COMPOUND WALL & GATE DETAIL SCALE -(1 : 75)

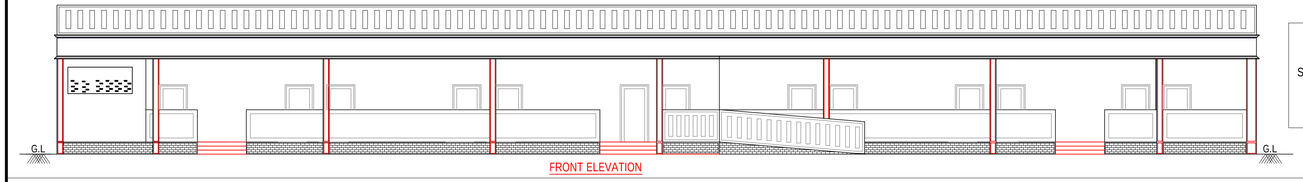

FRONT ELEVATION

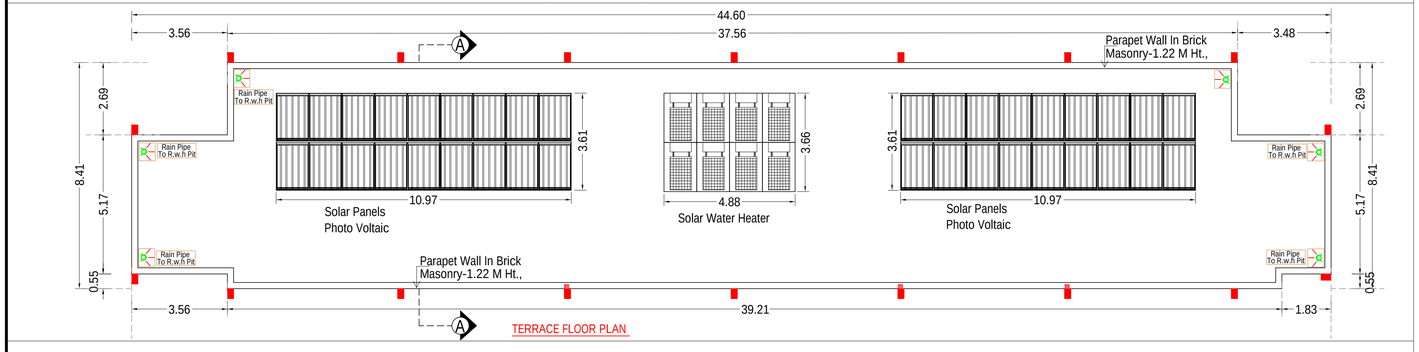

TERRACE FLOOR PLAN

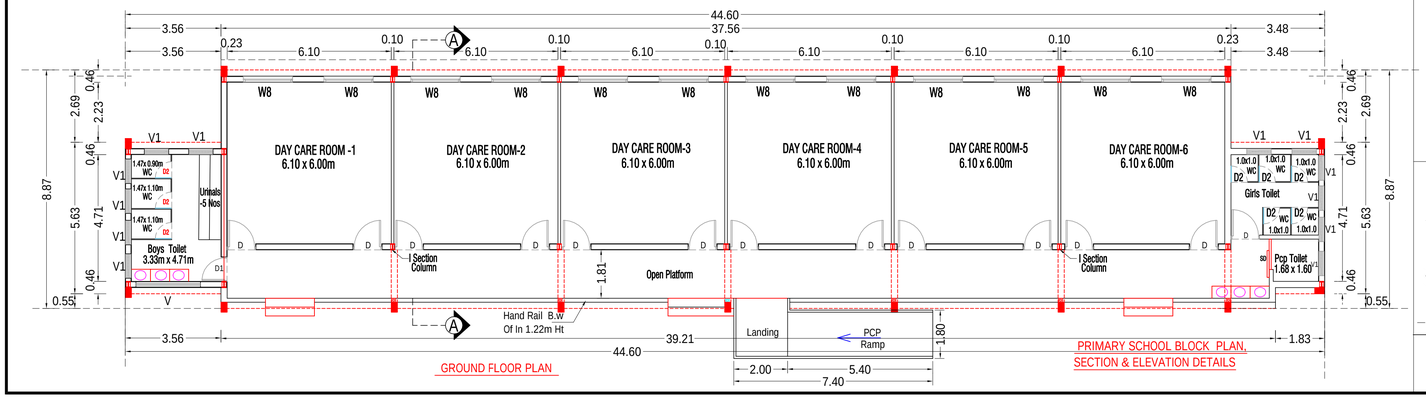

GROUND FLOOR PLAN

PRIMARY SCHOOL BLOCK PLAN, SECTION & ELEVATION DETAILS

SPECIFICATIONS:

1. Foundation for the framed structure based on the SBC and "N" value of soil test report.
2. Fe-500D grade steel and M-25 Grade concrete adopted in the frame structure like Columns, Plinth and roof beams, and roof slab.
3. Brick (or) AAC masonry in cement mortar 1:5 (or) 1:4.
4. Plastering the masonry and Framed structure with cement mortar 1:5 (or) 1:3 for 12mm thickness.
5. Building construction strictly executed as per the structural design with the proper grade and quality.
6. Sunshade @ 2.13m height of 0.61m wide

JOINERY DETAILS & REFERENCES

Type	Description	Meter	Sq.m
D	Door	1.07 X 2.40	2.56
D1	Door	0.91 X 2.13	1.93
D2	Door	0.61 X 2.13	1.29
W8	Window	1.83 x 1.52	2.78
V1	Ventilator	0.91 X 0.61	0.55
V5	Ventilator	2.40 X 0.61	1.46

NOTE:

1. MECHANICAL VENTILATION PROVIDED IN APPRAPRIATED PLACE WHERE VENTILATION IN SUFFICIENT
2. SERVICE STAIRCASE ONLY USED FOR SERVICE PURPOSE
3. FIRE EXTINGUSHER, FIRE ALARAM, FIRE HOSE & FIRE DEDUCTOR SYSTEM PROVIDED BY FIRE DEPT. REGULATION

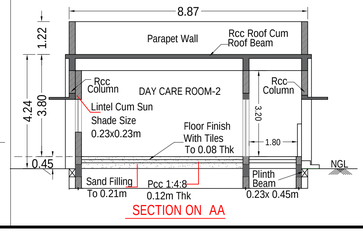

SECTION ON AA

SHEET No :08 of 08

PLAN SHOWING THE REVISED & ADDITIONAL CONSTRUCTION OF SHAKTHI PUBLIC SCHOOL BUILDING IN EXISTING APPROVAL SITE RUN BY SHRI SANATANA DHARMA VIDYALAYA ASSOCIATION AT S.F.No: 167/2A1, IN V.No:15,MURUKKAMBATTU VILLAGE, TIRUTTANI TALUK,TIRUVALLUR DISTRICT, TAMILNADU STATE.

SHEET	PRIMARY SCHOOL BLOCK PLAN, SECTION & ELEVATION
TITLE	URINAL, TOILET & SECURITY BLOCK PLAN, SECTION & ELEVATION

SHEET SCALE	UNIT	REVISION :
1: 100 (A1)	IN METER	

BUILDING AREA STATEMENT

PRIMARY SCHOOL BUILDING

FLOOR	Revised	Additional	Total Area In Sqm	
	Sq.m	Sq.m	FSI	NON FSI
GROUND	-	372.78	372.78	-
TOILET BLOCK				
GROUND	-	32.26	32.26	-
URINAL BLOCK				
GROUND	-	22.76	22.76	-
SECURITY BLOCK				
GROUND	-	16.00	16.00	-

APPLICATION NO: SWP/BPA/0668348/2025

APPROVAL OFFICE USE

SIGNATURE OF OWNER

REGISTERED GEO -TECH. ENGINEER

REGISTERED STRUCTURAL ENGINEER

REGISTERED ENGINEER / ARCHITECT

SANITATION REQUIRED DETAILS

Block Name	Class Rooms				
	Ground	First	Second	Third	Total
MAIN SCHOOL BLOCK	13	14	16	17	60
PRIMARY BLOCK	06	-	-	-	06

SANITATION REQUIRED FOR 2000 Nos (66 x 30)

Description	Boys (1200)		Girls (800)		TOTAL
Water Closet	1 for 40	30 Nos	1 for 25	32 Nos	62
Ablution Tap	1 for wc	30 Nos	1 for wc	32 Nos	62
Urinals	1 for 20	60 Nos	-	-	60
Wash Basins	1 for 40	30 Nos	1 for 40	20 Nos	50
Drinking Water	1 for 50	24 Nos	1 for 50	16 Nos	40
Cleaner Sink	1 For Floor	04 Nos	1 For Floor	04 Nos	08

SANITATION PROVIDED DETAILS

Main school Block	Water Closet		Ablution Tap		Urinals		Wash Basins		Drinking Water		Cleaner Sink	
	Boys	Girls	Boys	Girls	Boys	Girls	Boys	Girls	Boys	Girls	Boys	Girls
Ground Floor	08	07	08	07	12	-	08	06	08	06	01	01
First Floor	08	07	08	07	12	-	08	06	08	06	01	01
Second Floor	08	07	08	07	12	-	08	06	08	06	01	01
Third Floor	08	07	08	07	12	-	08	06	08	06	01	01
Primary Block	03	06	03	06	05	-	03	03	-	-	-	-
Toilet Block	03	03	03	03	-	-	-	-	-	-	-	-
Urinal Block	-	-	-	-	07	07	-	-	-	-	-	-
Total	38	37	38	37	60	07	35	24	32	24	04	04

COLOUR INDEX		
1	BOUNDARY AS PER FMB	
2	EXI.ROAD	
3	SERVICE ROAD	
4	DRIVEWAY	
5	O.S.R PARK AREA	
6	EXISTING BUILDING	
7	PROPOSED BUILDING	
8	CYCLE PARKING	
9	TWO WHEELER PARKING	
10	CAR PARKING	
11	DEMOLISHING AREA	

DEMOLISHING AREA DETAILS				
SL No.	DESCRIPTION	Nos	Size In Meter	Area In Sqm
1	MAIN SCHOOL BLOCK SOUTH WEST PORTION	1 x1	6.20 x 2.56	15.87
2	TEMPERARORY LABOUR SHED	1 x 2	3.20x30.40	194.56
3	TEMPERARORY MATERIAL SHED	1 x1	3.45x17.80	61.41
4	TEMPERARORY TOILET	1 x1	2.0 x 2.0	4.00
5	URINAL SHED	1 x1	1.69x5.69	9.61

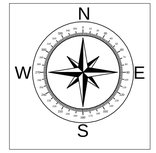

SITE PLAN
SCALE : 1: 500

OPEN PARKING AREA STATEMENT		
DESCRIPTION OF BLOCK	FLOOR TYPE	CLASS ROOM AREA (Sqm)
MAIN SCHOOL BLOCK	GROUND FLOOR	665.34
MAIN SCHOOL BLOCK	FIRST FLOOR	733.64
MAIN SCHOOL BLOCK	SECOND FLOOR	856.91
MAIN SCHOOL BLOCK	THIRD FLOOR	902.17
TOTAL		3158.06

REQUIRED PARKING				
CAR IN NOS	PCP CAR IN NOS	BIKE IN NOS	PCP BIKE IN NOS	CYCLE IN NOS(Sqm)
11	02	64	07	632

PROVIDED PARKING				
20	02	80	07	669.60

PREVIOUS APPROVAL REFERENCE
1.APPROVED BY ASS.DIRECTOR, DTCP THIRUVALLUR REGION OF FILE NO 209/2015 DATED:31-3-2015 & SITE APPROVAL No -15/2015 & BUILDING APPROVAL - 09 A.AA.E.EE / 2015
2. APPROVED BY MURUKKAM PATTU PANCHAYAT OF RESOLUTION ON:06 DATED 06/04/15

REVISED AND ADDITIONAL BUILDINGS AREA STATEMENT							
DESCRIPTION OF BLOCK	FLOOR TYPE	EXISTING BUILDING REVISED (Sqm)	ADDITIONAL BUILDING (Sqm)	FSI AREA (Sqm)	NON FSI AREA (Sqm)	BUILTUP AREA (Sqm)
MAIN SCHOOL BLOCK	Ground Floor	766.99	1595.28	2362.27	-	2365.27
MAIN SCHOOL BLOCK	First Floor	734.07	1422.47	2156.54	-	2156.54
MAIN SCHOOL BLOCK	Second Floor	734.07	1714.38	2448.45	-	2448.45
MAIN SCHOOL BLOCK	Third Floor	-	2504.19	2504.19	-	2504.19
MAIN SCHOOL BLOCK	Head Room	-	-	-	127.36	127.36
PRIMARY SCHOOL BLOCK	Ground Floor	-	372.78	372.78	-	372.78
TOILET BLOCK	Ground Floor	-	32.26	32.26	-	32.26
URINAL BLOCK	Ground Floor	-	22.76	22.76	-	22.76
SECURITY BLOCK	Ground Floor	-	16.00	16.00	-	16.00
TOTAL		2235.13	7680.12	9915.25	127.36	10042.61

SANITATION REQUIRED FOR 2000 Nos (66 class x 30 Nos)						
DESCRIPTION	BOYS (1200)		GIRLS (800)		TOTAL	
	REQUIRED	PROVIDED	REQUIRED	PROVIDED	REQUIRED	PROVIDED
WATER CLOSET	30 NOS	38 NOS	32 NOS	37 NOS	62 NOS	75 NOS
ABLUTION TAP	30 NOS	38 NOS	32 NOS	37 NOS	62 NOS	75 NOS
URINALS	60 NOS	60 NOS	-	07 NOS	60 NOS	67 NOS
WASH BASINS	30 NOS	35 NOS	20 NOS	24 NOS	50 NOS	59 NOS
DRINKING WATER	24 NOS	32NOS	16 NOS	24 NOS	40 NOS	56 NOS
CLEANER SINK	04 NOS	04 NOS	04 NOS	04 NOS	08 NOS	08 NOS

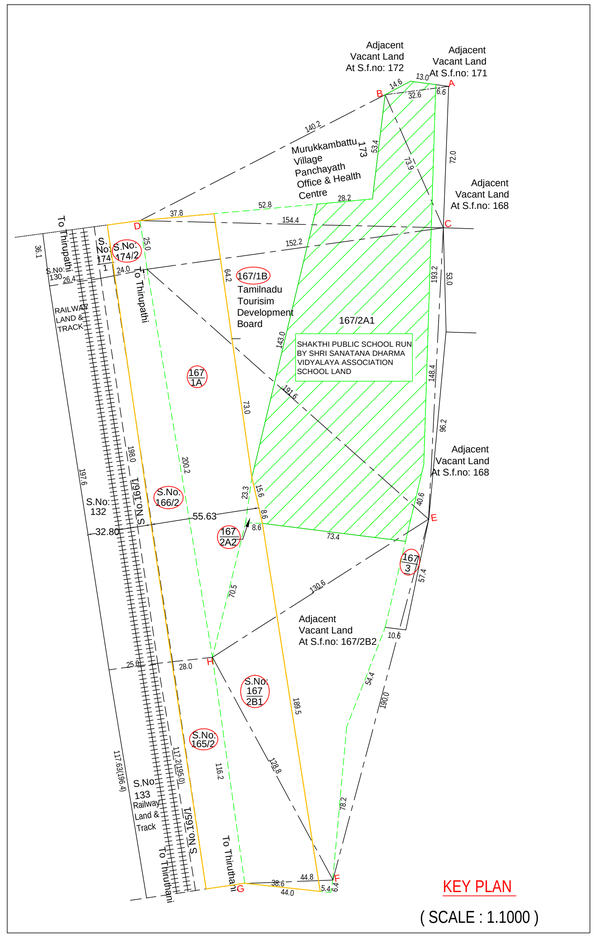

KEY PLAN
(SCALE : 1.1000)

SHEET No :01 of 08

PLAN SHOWING THE REVISED & ADDITIONAL CONSTRUCTION OF SHAKTHI PUBLIC SCHOOL BUILDING IN EXISTING APPROVAL SITE RUN BY SHRI SANATANA DHARMA VIDYALAYA ASSOCIATION AT S.F.No: 167/2A1, IN V.No:15,MURUKKAMBATTU VILLAGE, TIRUTTANI TALUK,TIRUVALLUR DISTRICT, TAMILNADU STATE.

SHEET TITLE	SITE PLAN	SCALE : 1: 500 (A1)
		DIMENSIONS ARE IN METER

PLOT AREA STATEMENT AS PER PATTA					
DESCRIPTION	S.NO	HECTARES	ACRES	Sq.Mts.	Owner Ship
PATTA No:9664	167/2A1	1.36.50	3.37	13,650	Shri Sanatana Dharma Vidyalaya Association
O.S.R PROVIDED AT 10.24% OF 13650sqm = 1399.01					

FLOOR SPACE INDEX (FSI) = 9915.25 Sq.M / 13,650.00 Sq.M = 0.726 < 2.00

PREVIOUS APPROVED BUILDING AREA STATEMENT		
DESCRIPTION	SQM	SQFT
GROUND FLOOR AREA	794.79	8555.19
FIRST FLOOR AREA	775.34	8345.80
SECOND FLOOR AREA	775.34	8345.80
HEAD ROOM AREA	59.35	638.84
TOTAL AREA	2404.82	25885.63

APPLICATION NO: SWP/BPA/0668348/2025

APPROVAL OFFICE USE

SIGNATURE OF OWNER

REGISTERED GEO -TECH. ENGINEER

REGISTERED STRUCTURAL ENGINEER

REGISTERED ENGINEER

THE LANDLENS SUITE

Eight ways to know a piece of land before you pay for it.

This report covers one part of the picture. These cover the rest, drawn from the same government records, for any property in Tamil Nadu.

LandLens One
Ask anything about a property and get an answer grounded in live government records, with the sources shown.
/landlens/one

Verify My Land
Every record check run on one property and returned as a single report.
/landlens/verify-my-land

Legal Opinion
An advocate's written opinion on the title, built on the records we pull for it.
/landlens

One Map
Every layer on one map: the parcel, its boundary, zoning, water bodies and what sits around it.
/landlens/one/map

PriceMap
What land actually changed hands for around this plot, taken from the registered deeds.
/landlens/pricemap

Build Scope
What you are allowed to build here: floor space, height, coverage and setbacks.
/landlens/build-scope

Property Tracker
Watch a property and hear about it when something new is registered against it.
/landlens/property-tracker

Deal Room
Run the transaction in one place: documents, stamping, signatures and the parties.
/landlens/deal-room

FREE TOOLS · NO ACCOUNT NEEDED

Twenty-four checks you can run yourself, at no cost.

Records and verification

The registers themselves, read for you.

- Encumbrance Certificate
- Patta and Chitta
- Field Measurement Sketch
- EC Analyzer
- Bank charge check
- Court case search
- Seller background check
- Approval check by survey

Value and duty

What it is worth and what it costs to register.

- Guideline value by street
- Guideline value by survey
- Stamp duty and registration fees
- Capital gains
- Floor space index
- Area unit converter

Zoning and land use

What the plan says can happen on this land.

- Land use zone finder
- CMDA land use check
- Coastal regulation zone
- Master plan check
- Water bodies finder
- Airport height clearance

Registers and directories

Who holds it, and which office keeps the record.

- Find your registering office
- Temple property check
- Waqf property check
- RERA register

Every free tool
/tools

Services we run for you
/services

The LandLens suite
/landlens/one

Verified RealEstate™

Every claim in this document traces back to a government record.

- Legal opinions, due diligence and title verification
- Building plan, layout and sub-division approvals
- Completion and occupancy certificates, regularisation
- Escrow, negotiation and NRI property management
- Land survey, soil testing, architecture and construction

Verified RealEstate
3/350/2 Mettukuppam,
OMR Thoraipakkam,
Chennai 600 097, India
hello@verified.realestate
+91 9996 12 9996

Prepared from the registers named on the page each finding sits on. Where a register could not be read, this document says so in its place rather than leaving the gap to be read as a clean result.